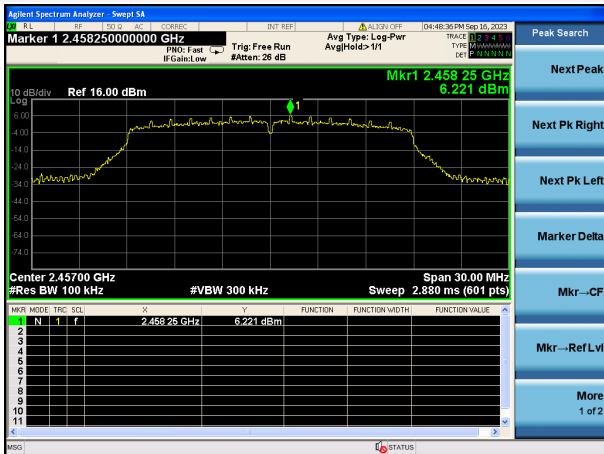
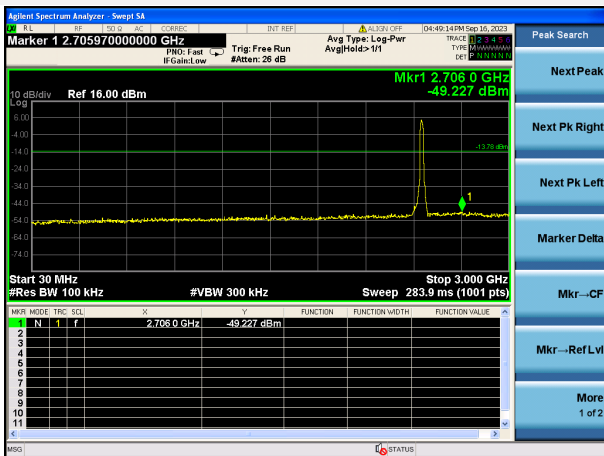


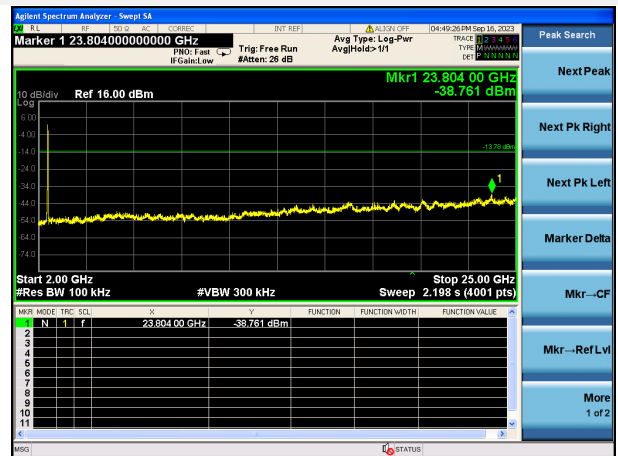
802.11n-20 MHz CHANNEL 10 CARRIER LEVEL



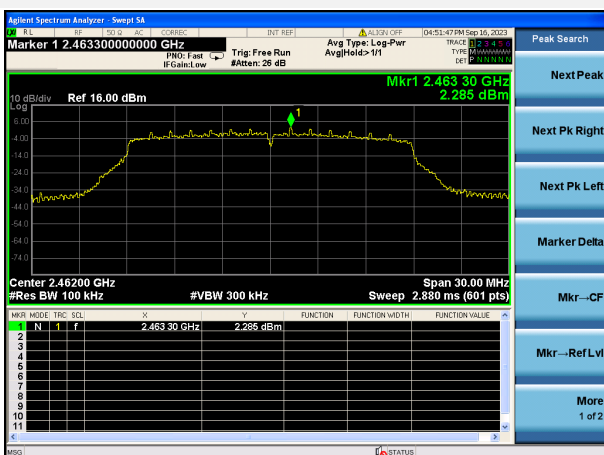
802.11n-20 MHz CHANNEL 10, SPURIOUS 30 MHz ~ 3 GHz



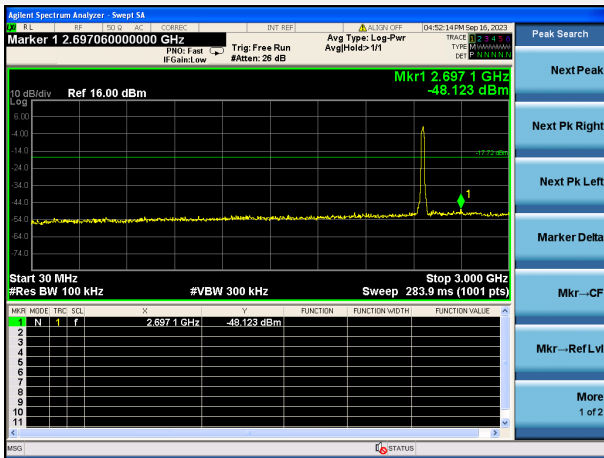
802.11n-20 MHz CHANNEL 10, SPURIOUS 2 GHz ~ 25 GHz



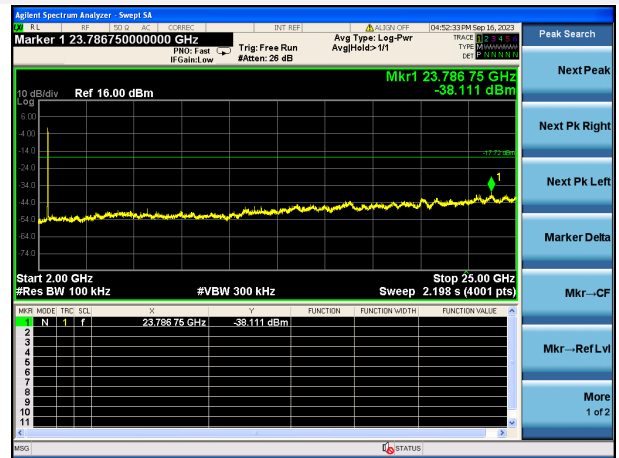
802.11n-20 MHz CHANNEL 11 CARRIER LEVEL



802.11n-20 MHz CHANNEL 11, SPURIOUS 30 MHz ~ 3 GHz



802.11n-20 MHz CHANNEL 11, SPURIOUS 12 GHz ~ 25 GHz



A.4 Band Edge (Authorized-band band-edge)

Note: The 99% OBW of the fundamental emission is without 2 MHz of the authorized band.

Test Data

802.11b Mode:

Channel	Measured Max. Band Edge Emission (dBm)	Limit (dBm)		Verdict
		Carrier Level	Calculated 20 dBc Limit	
CH1	-33.31	8.09	-11.91	Pass
CH11	-43.51	8.30	-11.70	Pass

802.11g Mode:

Channel	Measured Max. Band Edge Emission (dBm)	Limit (dBm)		Verdict
		Carrier Level	Calculated 20 dBc Limit	
CH1	-32.87	6.01	-13.99	Pass
CH10	-43.11	5.82	-14.18	Pass
CH11	-41.84	3.58	-16.42	Pass

802.11n-20 MHz Mode:

Channel	Measured Max. Band Edge Emission (dBm)	Limit (dBm)		Verdict
		Carrier Level	Calculated 20 dBc Limit	
CH1	-32.59	5.98	-14.02	Pass
CH10	-43.69	6.22	-13.78	Pass
CH11	-41.53	2.28	-17.72	Pass

Test Plots

802.11b CHANNEL 1, CARRIER LEVEL



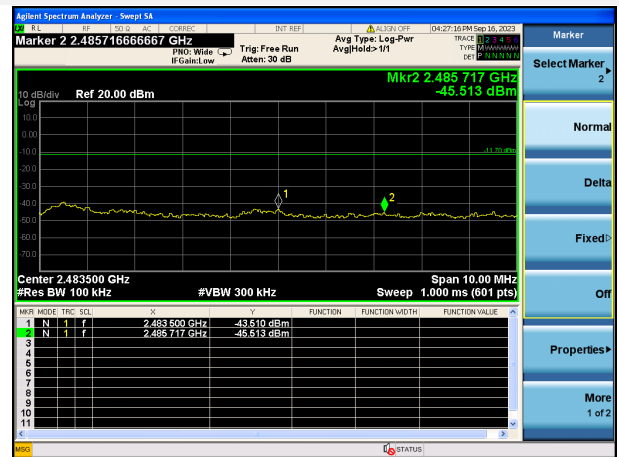
802.11b CHANNEL 1, BAND EDGE



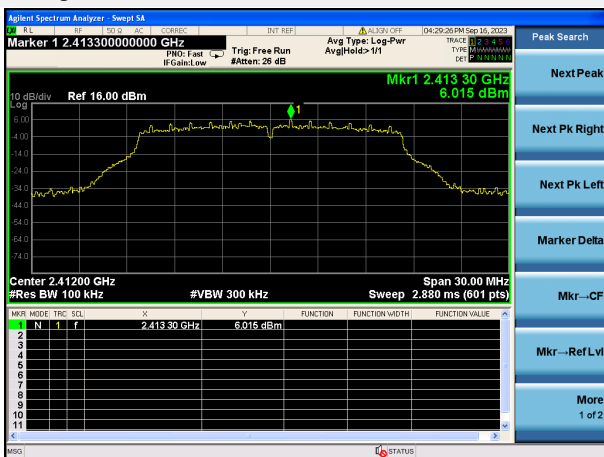
802.11b CHANNEL 11, CARRIER LEVEL



802.11b CHANNEL 11, BAND EDGE



802.11g CHANNEL 1, CARRIER LEVEL



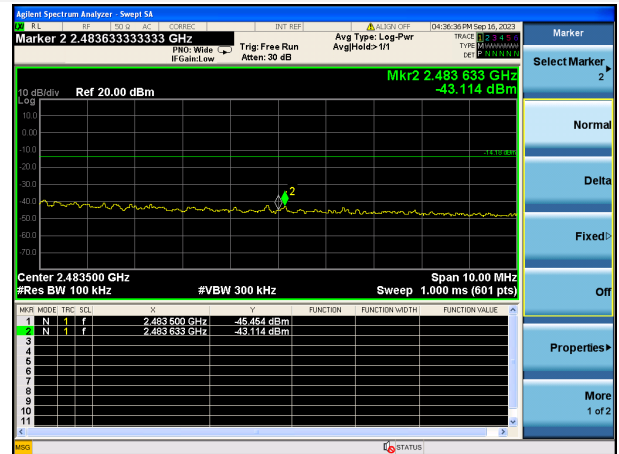
802.11g CHANNEL 1, BAND EDGE



802.11g CHANNEL 10, CARRIER LEVEL



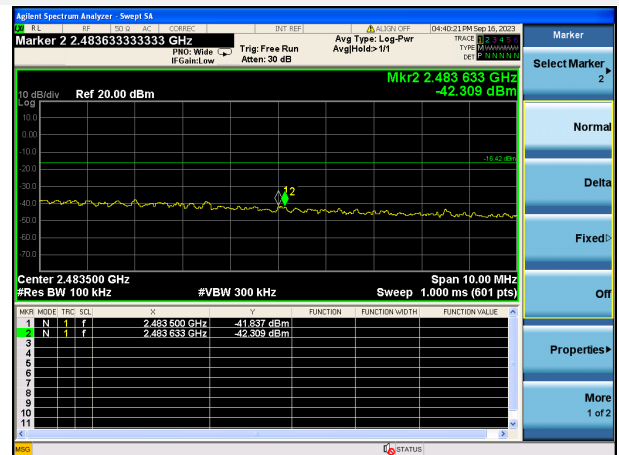
802.11g CHANNEL 10, BAND EDGE



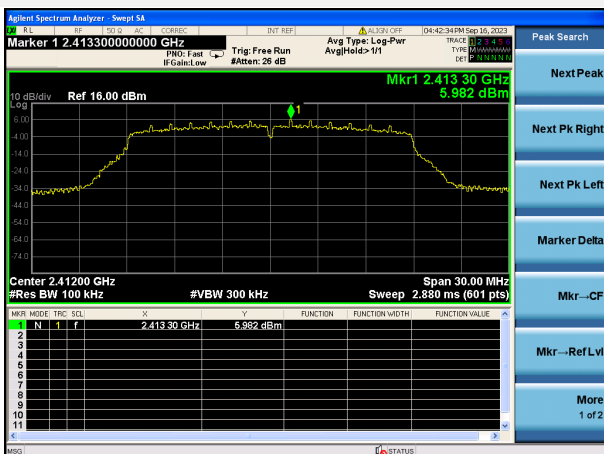
802.11g CHANNEL 11, CARRIER LEVEL



802.11g CHANNEL 11, BAND EDGE



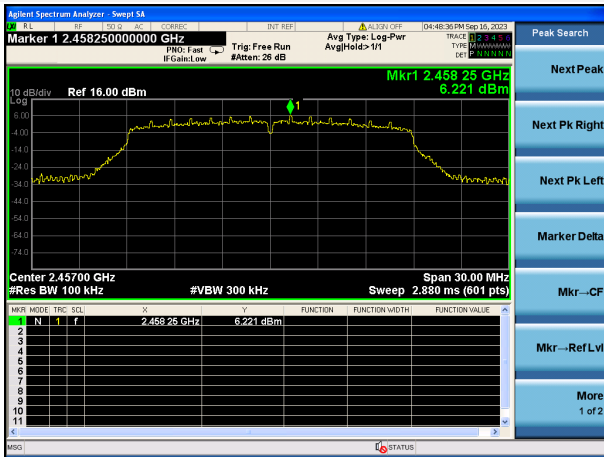
802.11n-20 MHz CHANNEL 1, CARRIER LEVEL



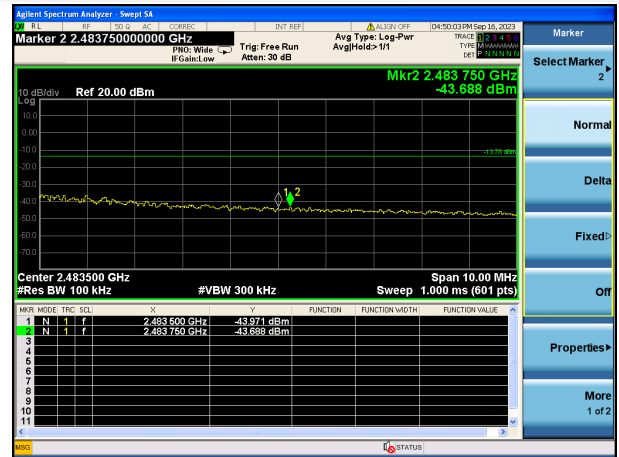
802.11n-20 MHz CHANNEL 1, BAND EDGE



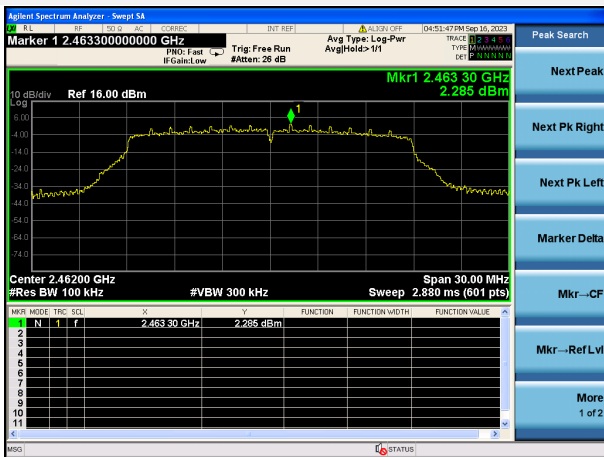
802.11n-20 MHz CHANNEL 10, CARRIER LEVEL



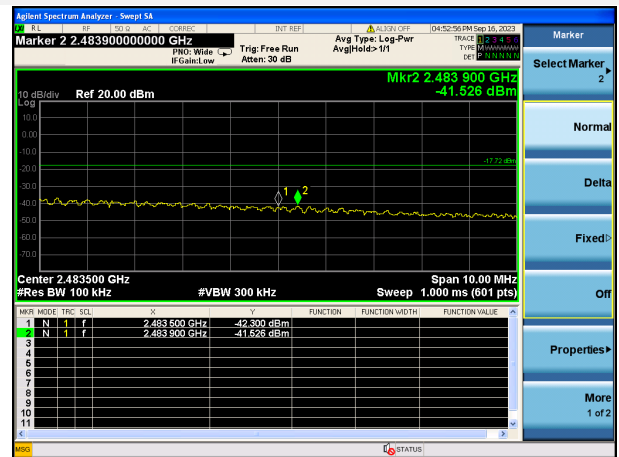
802.11n-20 MHz CHANNEL 10, BAND EDGE



802.11n-20 MHz CHANNEL 11, CARRIER LEVEL



802.11n-20 MHz CHANNEL 11, BAND EDGE



A.5 Conducted Emissions

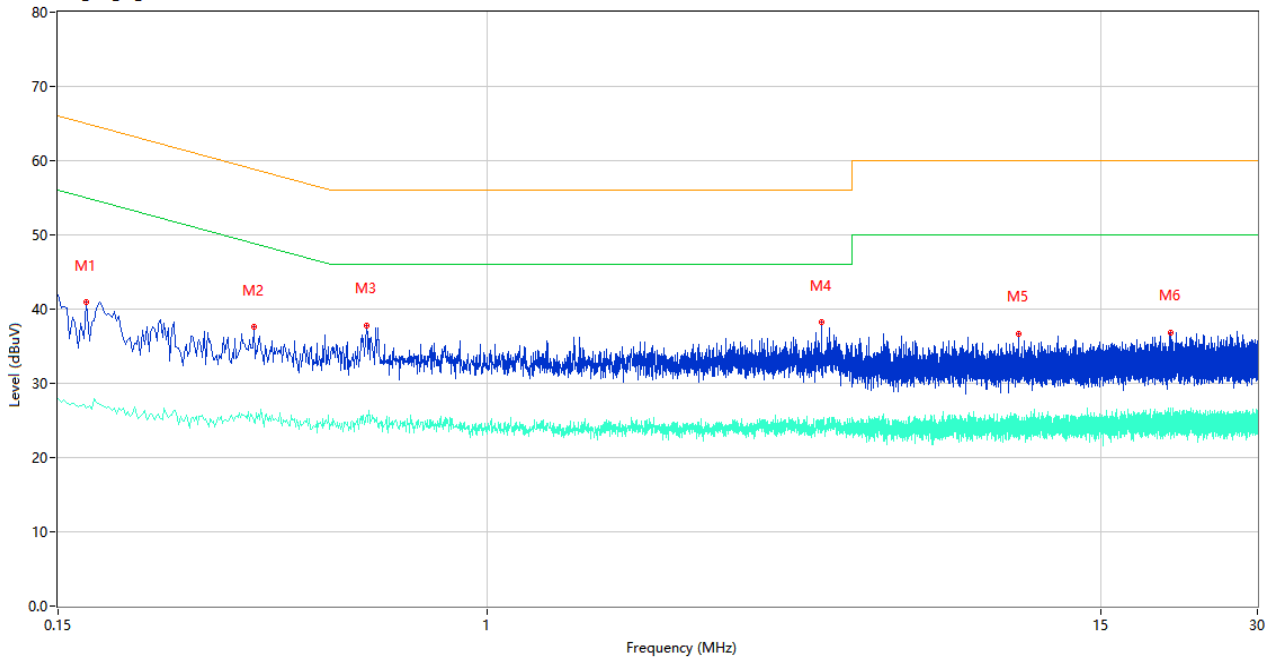
Note ¹: The EUT is working in the Normal link mode. All modes have been tested and normal link mode is worst.

Note ²: Devices subject to Part 15 must be tested for all available U.S. voltages and frequencies (such as a nominal 120 VAC, 60 Hz and 240 VAC, 50 Hz) for which the device is capable of operation. So, The configuration 120 VAC, 60 Hz and 240 VAC, 50 Hz were tested respectively, but only the worst configuration (120 VAC, 60 Hz) shown here.

Test Data and Plots

PHASE L

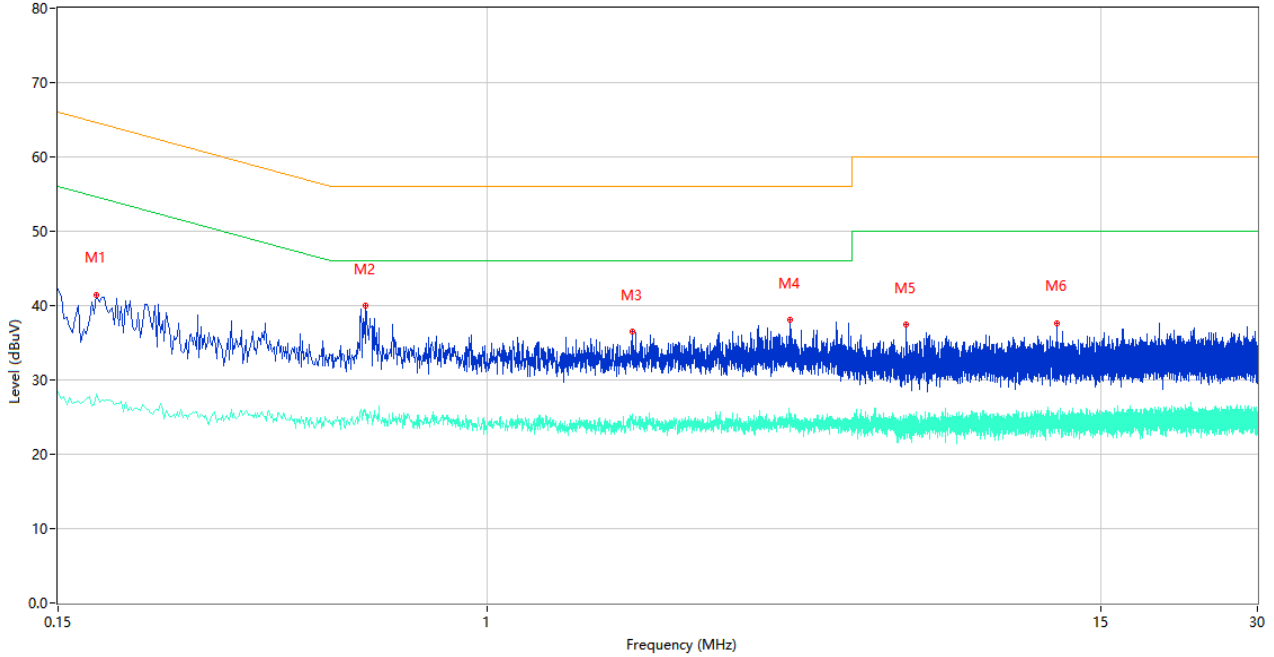
CE Test case_FCC_CE_FCC PART 15C



No.	Frequency (MHz)	Results (dBuV)	Factor (dB)	Limit (dBuV)	Margin (dB)	Detector	Line	Verdict
1	0.170	40.90	9.78	64.96	24.06	Peak	L	Pass
1**	0.170	26.74	9.78	54.96	28.22	AV	L	Pass
2	0.356	37.62	10.73	58.82	21.20	Peak	L	Pass
2**	0.356	24.91	10.73	48.82	23.91	AV	L	Pass
3	0.586	37.78	10.13	56.00	18.22	Peak	L	Pass
3**	0.586	25.71	10.13	46.00	20.29	AV	L	Pass
4	4.368	38.23	10.19	56.00	17.77	Peak	L	Pass
4**	4.368	24.42	10.19	46.00	21.58	AV	L	Pass
5	10.428	36.67	10.61	60.00	23.33	Peak	L	Pass
5**	10.428	24.27	10.61	50.00	25.73	AV	L	Pass
6	20.458	36.78	10.94	60.00	23.22	Peak	L	Pass
6**	20.458	26.63	10.94	50.00	23.37	AV	L	Pass

PHASE N

CE Test case_FCC_CE_FCC PART 15C



No.	Frequency (MHz)	Results (dBuV)	Factor (dB)	Limit (dBuV)	Margin (dB)	Detector	Line	Verdict
1	0.178	41.44	9.78	64.58	23.14	Peak	N	Pass
1**	0.178	28.09	9.78	54.58	26.49	AV	N	Pass
2	0.584	39.93	10.12	56.00	16.07	Peak	N	Pass
2**	0.584	25.89	10.12	46.00	20.11	AV	N	Pass
3	1.892	36.43	10.68	56.00	19.57	Peak	N	Pass
3**	1.892	24.53	10.68	46.00	21.47	AV	N	Pass
4	3.808	38.05	10.33	56.00	17.95	Peak	N	Pass
4**	3.808	25.48	10.33	46.00	20.52	AV	N	Pass
5	6.360	37.42	10.12	60.00	22.58	Peak	N	Pass
5**	6.360	25.21	10.12	50.00	24.79	AV	N	Pass
6	12.404	37.67	10.70	60.00	22.33	Peak	N	Pass
6**	12.404	24.38	10.70	50.00	25.62	AV	N	Pass

A.6 Radiated Emission

Note ¹: The symbol of "--" in the table which means not application.

Note ²: For the test data above 1 GHz, According the ANSI C63.10-2013, where limits are specified for both average and peak (or quasi-peak) detector functions, if the peak (or quasi-peak) measured value complies with the average limit, it is unnecessary to perform an average measurement.

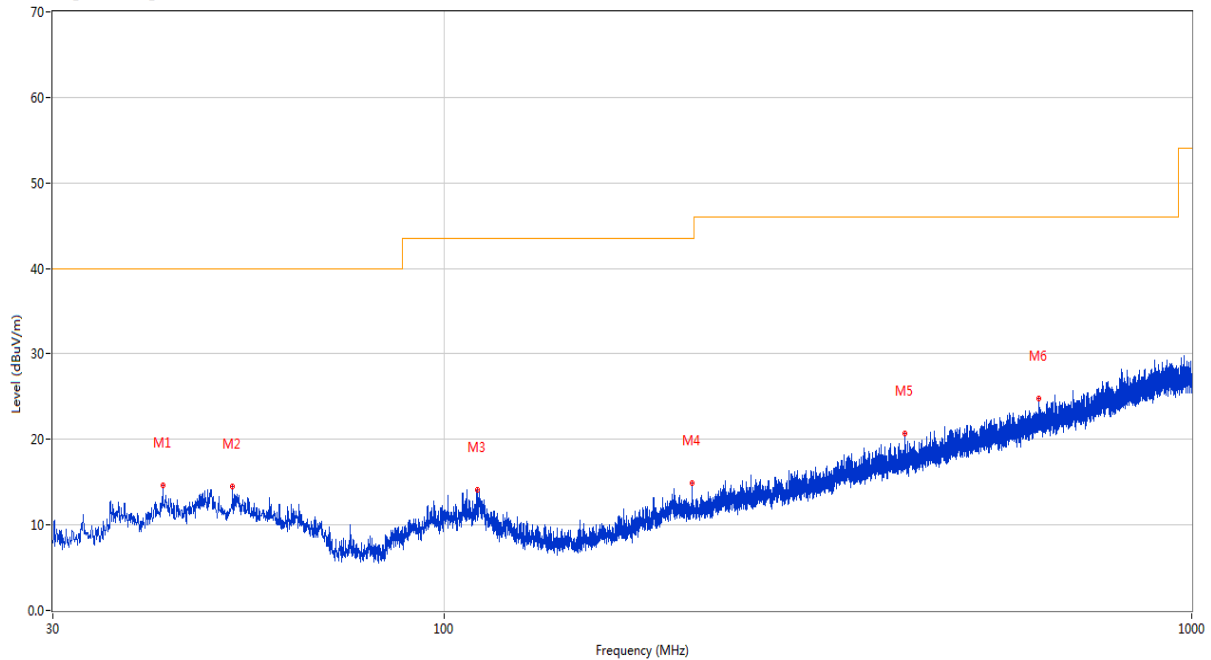
Note ³: The low frequency, which started from 9 kHz to 30 MHz, was pre-scanned and the result which was 20 dB lower than the limit line per 15.31(o) was not reported.

Note ⁴: The EUT is working in the Normal link mode below 1 GHz. All modes have been tested and normal link mode is worst.

Test Data and Plots

30 MHz to 1 GHz, ANT H

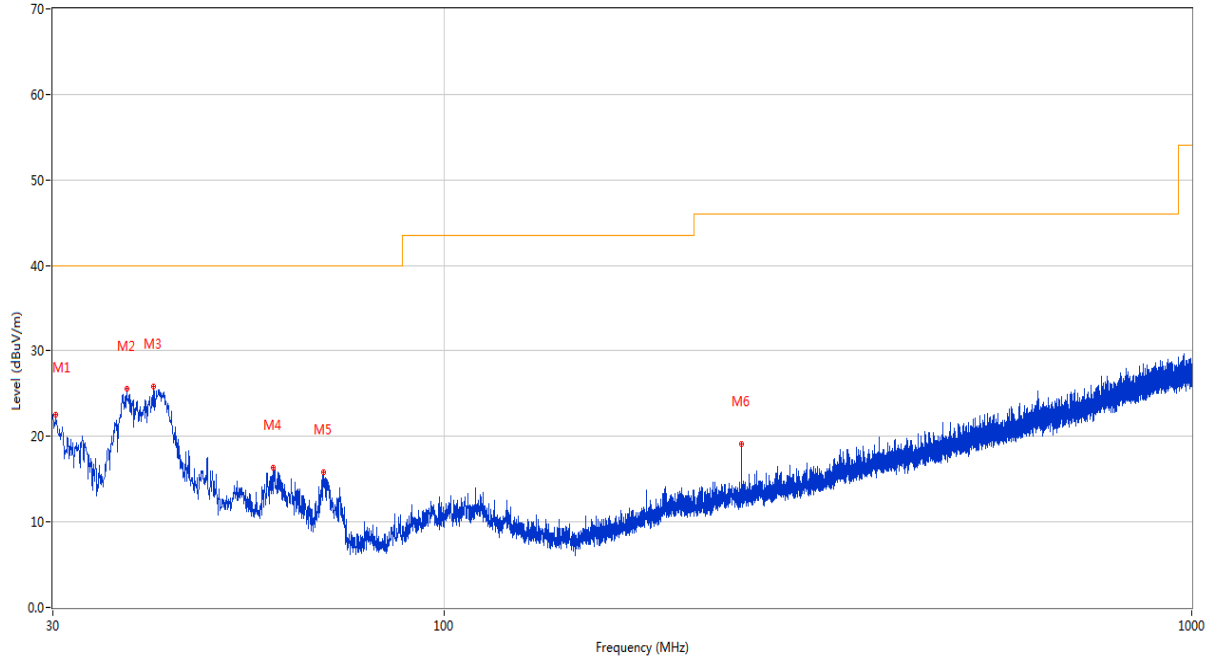
RE Test case_FCC Part 15C_FCC 15C 30MHz-1GHz



No.	Frequency (MHz)	Results (dBuV/m)	Factor (dB)	Limit (dBuV/m)	Margin (dB)	Detector	Table (Degree)	Height (cm)	Antenna	Verdict
1	42.125	14.68	-23.45	40.0	25.32	Peak	83.30	100	Horizontal	Pass
2	52.116	14.51	-23.15	40.0	25.49	Peak	287.50	100	Horizontal	Pass
3	110.753	14.14	-24.52	43.5	29.36	Peak	195.40	200	Horizontal	Pass
4	214.882	14.89	-23.75	43.5	28.61	Peak	228.10	200	Horizontal	Pass
5	413.683	20.75	-18.57	46.0	25.25	Peak	88.00	200	Horizontal	Pass
6	624.901	24.78	-13.51	46.0	21.22	Peak	46.90	200	Horizontal	Pass

30 MHz to 1 GHz, ANT V

RE Test case_FCC Part 15C_FCC 15C 30MHz-1GHz



No.	Frequency (MHz)	Results (dBuV/m)	Factor (dB)	Limit (dBuV/m)	Margin (dB)	Detector	Table (Degree)	Height (cm)	Antenna	Verdict
1	30.291	22.50	-26.03	40.0	17.50	Peak	310.20	100	Vertical	Pass
2	37.663	25.64	-24.54	40.0	14.36	Peak	269.60	100	Vertical	Pass
3	40.913	25.84	-23.82	40.0	14.16	Peak	119.90	100	Vertical	Pass
4	59.051	16.37	-24.02	40.0	23.63	Peak	139.20	100	Vertical	Pass
5	69.043	15.84	-26.54	40.0	24.16	Peak	76.10	100	Vertical	Pass
6	250.044	19.18	-22.91	46.0	26.82	Peak	251.90	200	Vertical	Pass

Note 1: The marked spikes near 2400 MHz with circle should be ignored because they are Fundamental signal.

Note 2: The spurious above 18G is noise only, do not show on the report.

1 GHz to 18 GHz, ANT H 802.11b Channel 1

No.	Frequency (MHz)	Results (dBuV/m)	Factor (dB)	Limit (dBuV/m)	Over Limit (dB)	Detector	Table (Degree)	Height (cm)	Antenna	Verdict
1	1515.100	38.92	-17.59	74.0	35.08	Peak	314.00	300	Horizontal	Pass
1**	1515.100	29.27	-17.59	54.0	24.73	AV	314.00	300	Horizontal	Pass
2	2410.800	98.24	-12.60	74.0	-24.24	Peak	148.00	150	Horizontal	N/A
2**	2410.800	95.31	-12.60	54.0	-41.31	AV	148.00	150	Horizontal	N/A
3	4824.200	49.20	-3.42	74.0	24.80	Peak	351.00	150	Horizontal	Pass
3**	4824.200	45.02	-3.42	54.0	8.98	AV	351.00	150	Horizontal	Pass
4	6676.000	54.35	0.29	74.0	19.65	Peak	92.00	400	Horizontal	Pass
4**	6676.000	45.36	0.29	54.0	8.64	AV	92.00	400	Horizontal	Pass
5	12885.975	53.47	1.56	74.0	20.53	Peak	268.00	300	Horizontal	Pass
5**	12885.975	44.94	1.56	54.0	9.06	AV	268.00	300	Horizontal	Pass
6	17413.575	56.14	3.58	74.0	17.86	Peak	287.00	200	Horizontal	Pass
6**	17413.575	47.12	3.58	54.0	6.88	AV	287.00	200	Horizontal	Pass

1 GHz to 18 GHz, ANT V 802.11b Channel 1

No.	Frequency (MHz)	Results (dBuV/m)	Factor (dB)	Limit (dBuV/m)	Over Limit (dB)	Detector	Table (Degree)	Height (cm)	Antenna	Verdict
1	1539.700	39.15	-17.37	74.0	34.85	Peak	196.00	300	Vertical	Pass
1**	1539.700	29.61	-17.37	54.0	24.39	AV	196.00	300	Vertical	Pass
2	2410.700	94.65	-12.60	74.0	-20.65	Peak	179.00	200	Vertical	N/A
2**	2410.700	91.75	-12.60	54.0	-37.75	AV	179.00	200	Vertical	N/A
3	4824.200	52.33	-3.42	74.0	21.67	Peak	52.00	150	Vertical	Pass
3**	4824.200	47.21	-3.42	54.0	6.79	AV	52.00	150	Vertical	Pass
4	6605.200	54.93	1.22	74.0	19.07	Peak	360.00	100	Vertical	Pass
4**	6605.200	45.73	1.22	54.0	8.27	AV	360.00	100	Vertical	Pass
5	12907.500	53.88	1.41	74.0	20.12	Peak	234.00	300	Vertical	Pass
5**	12907.500	43.45	1.41	54.0	10.55	AV	234.00	300	Vertical	Pass
6	17321.175	56.13	1.34	74.0	17.87	Peak	65.00	200	Vertical	Pass
6**	17321.175	46.62	1.34	54.0	7.38	AV	65.00	200	Vertical	Pass

1 GHz to 18 GHz, ANT H 802.11b Channel 6

No.	Frequency (MHz)	Results (dBuV/m)	Factor (dB)	Limit (dBuV/m)	Over Limit (dB)	Detector	Table (Degree)	Height (cm)	Antenna	Verdict
1	1388.000	38.57	-17.48	74.0	35.43	Peak	30.00	100	Horizontal	Pass
1**	1388.000	29.18	-17.48	54.0	24.82	AV	30.00	100	Horizontal	Pass
2	2438.500	97.19	-12.44	74.0	-23.19	Peak	144.00	150	Horizontal	N/A
2**	2438.500	94.20	-12.44	54.0	-40.20	AV	144.00	150	Horizontal	N/A
3	4794.000	51.22	-2.30	74.0	22.78	Peak	300.00	100	Horizontal	Pass
3**	4794.000	42.24	-2.30	54.0	11.76	AV	300.00	100	Horizontal	Pass
4	6629.200	54.89	0.74	74.0	19.11	Peak	133.00	100	Horizontal	Pass
4**	6629.200	45.33	0.74	54.0	8.67	AV	133.00	100	Horizontal	Pass
5	11773.362	53.97	1.28	74.0	20.03	Peak	60.00	300	Horizontal	Pass
5**	11773.362	43.42	1.28	54.0	10.58	AV	60.00	300	Horizontal	Pass
6	17408.588	56.52	3.41	74.0	17.48	Peak	252.00	200	Horizontal	Pass
6**	17408.588	47.27	3.41	54.0	6.73	AV	252.00	200	Horizontal	Pass

1 GHz to 18 GHz, ANT V 802.11b Channel 6

No.	Frequency (MHz)	Results (dBuV/m)	Factor (dB)	Limit (dBuV/m)	Over Limit (dB)	Detector	Table (Degree)	Height (cm)	Antenna	Verdict
1	1584.500	38.70	-17.50	74.0	35.30	Peak	149.00	200	Vertical	Pass
1**	1584.500	29.70	-17.50	54.0	24.30	AV	149.00	200	Vertical	Pass
2	2438.500	94.63	-12.44	74.0	-20.63	Peak	177.00	200	Vertical	N/A
2**	2438.500	91.88	-12.44	54.0	-37.88	AV	177.00	200	Vertical	N/A
3	4874.200	51.96	-3.28	74.0	22.04	Peak	34.00	150	Vertical	Pass
3**	4874.200	46.59	-3.28	54.0	7.41	AV	34.00	150	Vertical	Pass
4	6604.400	54.58	1.08	74.0	19.42	Peak	149.00	100	Vertical	Pass
4**	6604.400	45.93	1.08	54.0	8.07	AV	149.00	100	Vertical	Pass
5	12087.888	53.45	0.53	74.0	20.55	Peak	12.00	300	Vertical	Pass
5**	12087.888	43.43	0.53	54.0	10.57	AV	12.00	300	Vertical	Pass
6	17481.038	56.15	2.70	74.0	17.85	Peak	268.00	200	Vertical	Pass
6**	17481.038	46.30	2.70	54.0	7.70	AV	268.00	200	Vertical	Pass

1 GHz to 18 GHz, ANT H 802.11b Channel 11

No.	Frequency (MHz)	Results (dBuV/m)	Factor (dB)	Limit (dBuV/m)	Over Limit (dB)	Detector	Table (Degree)	Height (cm)	Antenna	Verdict
1	1536.500	39.21	-17.25	74.0	34.79	Peak	351.00	300	Horizontal	Pass
1**	1536.500	29.30	-17.25	54.0	24.70	AV	351.00	300	Horizontal	Pass
2	2460.800	99.58	-12.54	74.0	-25.58	Peak	162.00	100	Horizontal	N/A
2**	2460.800	96.74	-12.54	54.0	-42.74	AV	162.00	100	Horizontal	N/A
3	4927.600	52.02	-2.48	74.0	21.98	Peak	215.00	150	Horizontal	Pass
3**	4927.600	41.76	-2.48	54.0	12.24	AV	215.00	150	Horizontal	Pass
4	6609.600	54.92	1.55	74.0	19.08	Peak	264.00	100	Horizontal	Pass
4**	6609.600	45.86	1.55	54.0	8.14	AV	264.00	100	Horizontal	Pass
5	11938.388	53.72	1.69	74.0	20.28	Peak	92.00	200	Horizontal	Pass
5**	11938.388	43.48	1.69	54.0	10.52	AV	92.00	200	Horizontal	Pass
6	15277.088	56.15	0.51	74.0	17.85	Peak	340.00	200	Horizontal	Pass
6**	15277.088	46.30	0.51	54.0	7.70	AV	340.00	200	Horizontal	Pass

1 GHz to 18 GHz, ANT V 802.11b Channel 11

No.	Frequency (MHz)	Results (dBuV/m)	Factor (dB)	Limit (dBuV/m)	Over Limit (dB)	Detector	Table (Degree)	Height (cm)	Antenna	Verdict
1	1561.100	39.38	-17.53	74.0	34.62	Peak	297.00	100	Vertical	Pass
1**	1561.100	28.96	-17.53	54.0	25.04	AV	297.00	100	Vertical	Pass
2	2460.800	97.25	-12.54	74.0	-23.25	Peak	178.00	200	Vertical	N/A
2**	2460.800	94.23	-12.54	54.0	-40.23	AV	178.00	200	Vertical	N/A
3	4924.200	50.59	-2.35	74.0	23.41	Peak	194.00	150	Vertical	Pass
3**	4924.200	46.38	-2.35	54.0	7.62	AV	194.00	150	Vertical	Pass
4	6263.800	54.76	-0.53	74.0	19.24	Peak	302.00	300	Vertical	Pass
4**	6263.800	45.35	-0.53	54.0	8.65	AV	302.00	300	Vertical	Pass
5	12780.450	53.14	1.23	74.0	20.86	Peak	207.00	200	Vertical	Pass
5**	12780.450	43.67	1.23	54.0	10.33	AV	207.00	200	Vertical	Pass
6	13303.612	56.43	0.87	74.0	17.57	Peak	231.00	200	Vertical	Pass
6**	13303.612	46.40	0.87	54.0	7.60	AV	231.00	200	Vertical	Pass

1 GHz to 18 GHz, ANT H 802.11g Channel 1

No.	Frequency (MHz)	Results (dBuV/m)	Factor (dB)	Limit (dBuV/m)	Over Limit (dB)	Detector	Table (Degree)	Height (cm)	Antenna	Verdict
1	1523.300	38.95	-17.34	74.0	35.05	Peak	360.00	400	Horizontal	Pass
1**	1523.300	30.09	-17.34	54.0	23.91	AV	360.00	400	Horizontal	Pass
2	2413.000	101.38	-12.52	74.0	-27.38	Peak	134.00	200	Horizontal	N/A
2**	2413.000	94.10	-12.52	54.0	-40.10	AV	134.00	200	Horizontal	N/A
3	4872.200	51.01	-3.31	74.0	22.99	Peak	360.00	150	Horizontal	Pass
3**	4872.200	42.29	-3.31	54.0	11.71	AV	360.00	150	Horizontal	Pass
4	6607.000	54.22	1.48	74.0	19.78	Peak	360.00	400	Horizontal	Pass
4**	6607.000	46.48	1.48	54.0	7.52	AV	360.00	400	Horizontal	Pass
5	12811.425	53.51	0.85	74.0	20.49	Peak	357.00	300	Horizontal	Pass
5**	12811.425	43.76	0.85	54.0	10.24	AV	357.00	300	Horizontal	Pass
6	17407.011	56.20	3.37	74.0	17.80	Peak	19.00	300	Horizontal	Pass
6**	17407.011	47.47	3.37	54.0	6.53	AV	19.00	300	Horizontal	Pass

1 GHz to 18 GHz, ANT V 802.11g Channel 1

No.	Frequency (MHz)	Results (dBuV/m)	Factor (dB)	Limit (dBuV/m)	Over Limit (dB)	Detector	Table (Degree)	Height (cm)	Antenna	Verdict
1	1521.400	38.96	-17.45	74.0	35.04	Peak	0.00	200	Vertical	Pass
1**	1521.400	29.14	-17.45	54.0	24.86	AV	0.00	200	Vertical	Pass
2	2407.600	98.79	-12.47	74.0	-24.79	Peak	15.00	200	Vertical	N/A
2**	2407.600	91.73	-12.47	54.0	-37.73	AV	15.00	200	Vertical	N/A
3	4785.400	50.78	-2.71	74.0	23.22	Peak	0.00	100	Vertical	Pass
3**	4785.400	41.35	-2.71	54.0	12.65	AV	0.00	100	Vertical	Pass
4	6610.200	56.05	1.52	74.0	17.95	Peak	163.00	400	Vertical	Pass
4**	6610.200	45.80	1.52	54.0	8.20	AV	163.00	400	Vertical	Pass
5	12737.637	53.24	1.30	74.0	20.76	Peak	72.00	200	Vertical	Pass
5**	12737.637	43.13	1.30	54.0	10.87	AV	72.00	200	Vertical	Pass
6	16103.963	56.04	1.02	74.0	17.96	Peak	215.00	300	Vertical	Pass
6**	16103.963	46.34	1.02	54.0	7.66	AV	215.00	300	Vertical	Pass

1 GHz to 18 GHz, ANT H 802.11g Channel 6

No.	Frequency (MHz)	Results (dBuV/m)	Factor (dB)	Limit (dBuV/m)	Over Limit (dB)	Detector	Table (Degree)	Height (cm)	Antenna	Verdict
1	1280.900	39.76	-17.48	74.0	34.24	Peak	36.00	200	Horizontal	Pass
1**	1280.900	28.72	-17.48	54.0	25.28	AV	36.00	200	Horizontal	Pass
2	2440.500	100.50	-12.42	74.0	-26.50	Peak	130.00	200	Horizontal	N/A
2**	2440.500	93.05	-12.42	54.0	-39.05	AV	130.00	200	Horizontal	N/A
3	4908.000	50.98	-2.42	74.0	23.02	Peak	132.00	150	Horizontal	Pass
3**	4908.000	42.50	-2.42	54.0	11.50	AV	132.00	150	Horizontal	Pass
4	6606.000	55.07	1.35	74.0	18.93	Peak	240.00	400	Horizontal	Pass
4**	6606.000	45.57	1.35	54.0	8.43	AV	240.00	400	Horizontal	Pass
5	12884.138	53.64	1.56	74.0	20.36	Peak	360.00	200	Horizontal	Pass
5**	12884.138	43.75	1.56	54.0	10.25	AV	360.00	200	Horizontal	Pass
6	17413.050	57.06	3.56	74.0	16.94	Peak	167.00	400	Horizontal	Pass
6**	17413.050	46.70	3.56	54.0	7.30	AV	167.00	400	Horizontal	Pass

1 GHz to 18 GHz, ANT V 802.11g Channel 6

No.	Frequency (MHz)	Results (dBuV/m)	Factor (dB)	Limit (dBuV/m)	Over Limit (dB)	Detector	Table (Degree)	Height (cm)	Antenna	Verdict
1	1577.000	39.41	-17.44	74.0	34.59	Peak	66.00	400	Vertical	Pass
1**	1577.000	29.27	-17.44	54.0	24.73	AV	66.00	400	Vertical	Pass
2	2439.400	99.09	-12.41	74.0	-25.09	Peak	33.00	200	Vertical	N/A
2**	2439.400	90.97	-12.41	54.0	-36.97	AV	33.00	200	Vertical	N/A
3	4926.000	51.17	-2.39	74.0	22.83	Peak	80.00	150	Vertical	Pass
3**	4926.000	41.09	-2.39	54.0	12.91	AV	80.00	150	Vertical	Pass
4	6604.400	55.48	1.08	74.0	18.52	Peak	316.00	400	Vertical	Pass
4**	6604.400	46.33	1.08	54.0	7.67	AV	316.00	400	Vertical	Pass
5	12884.400	53.16	1.56	74.0	20.84	Peak	217.00	100	Vertical	Pass
5**	12884.400	43.50	1.56	54.0	10.50	AV	217.00	100	Vertical	Pass
6	15662.437	55.98	1.31	74.0	18.02	Peak	360.00	400	Vertical	Pass
6**	15662.437	45.79	1.31	54.0	8.21	AV	360.00	400	Vertical	Pass

1 GHz to 18 GHz, ANT H 802.11g Channel 10

No.	Frequency (MHz)	Results (dBuV/m)	Factor (dB)	Limit (dBuV/m)	Over Limit (dB)	Detector	Table (Degree)	Height (cm)	Antenna	Verdict
1	1487.600	38.90	-17.71	74.0	35.10	Peak	260.00	300	Horizontal	Pass
1**	1487.600	29.35	-17.71	54.0	24.65	AV	260.00	300	Horizontal	Pass
2	2454.800	100.51	-12.62	74.0	-26.51	Peak	129.00	150	Horizontal	N/A
2**	2454.800	93.36	-12.62	54.0	-39.36	AV	129.00	150	Horizontal	N/A
3	4905.400	51.08	-2.30	74.0	22.92	Peak	360.00	150	Horizontal	Pass
3**	4905.400	42.34	-2.30	54.0	11.66	AV	360.00	150	Horizontal	Pass
4	6618.800	54.85	0.65	74.0	19.15	Peak	85.00	400	Horizontal	Pass
4**	6618.800	44.90	0.65	54.0	9.10	AV	85.00	400	Horizontal	Pass
5	12848.175	53.39	1.36	74.0	20.61	Peak	249.00	100	Horizontal	Pass
5**	12848.175	44.35	1.36	54.0	9.65	AV	249.00	100	Horizontal	Pass
6	17366.850	56.38	2.37	74.0	17.62	Peak	360.00	100	Horizontal	Pass
6**	17366.850	46.70	2.37	54.0	7.30	AV	360.00	100	Horizontal	Pass

1 GHz to 18 GHz, ANT V 802.11g Channel 10

No.	Frequency (MHz)	Results (dBuV/m)	Factor (dB)	Limit (dBuV/m)	Over Limit (dB)	Detector	Table (Degree)	Height (cm)	Antenna	Verdict
1	1458.400	39.01	-17.65	74.0	34.99	Peak	360.00	300	Vertical	Pass
1**	1458.400	28.76	-17.65	54.0	25.24	AV	360.00	300	Vertical	Pass
2	2452.500	99.36	-12.48	74.0	-25.36	Peak	28.00	200	Vertical	N/A
2**	2452.500	92.50	-12.48	54.0	-38.50	AV	28.00	200	Vertical	N/A
3	4892.200	51.52	-3.02	74.0	22.48	Peak	356.00	150	Vertical	Pass
3**	4892.200	41.55	-3.02	54.0	12.45	AV	356.00	150	Vertical	Pass
4	6959.400	54.95	0.85	74.0	19.05	Peak	320.00	200	Vertical	Pass
4**	6959.400	44.46	0.85	54.0	9.54	AV	320.00	200	Vertical	Pass
5	12839.775	53.53	1.32	74.0	20.47	Peak	360.00	200	Vertical	Pass
5**	12839.775	44.58	1.32	54.0	9.42	AV	360.00	200	Vertical	Pass
6	17415.676	56.22	3.65	74.0	17.78	Peak	284.00	300	Vertical	Pass
6**	17415.676	47.62	3.65	54.0	6.38	AV	284.00	300	Vertical	Pass

1 GHz to 18 GHz, ANT H 802.11g Channel 11

No.	Frequency (MHz)	Results (dBuV/m)	Factor (dB)	Limit (dBuV/m)	Over Limit (dB)	Detector	Table (Degree)	Height (cm)	Antenna	Verdict
1	1339.700	38.94	-17.27	74.0	35.06	Peak	43.00	400	Horizontal	Pass
1**	1339.700	29.44	-17.27	54.0	24.56	AV	43.00	400	Horizontal	Pass
2	2463.500	99.71	-12.49	74.0	-25.71	Peak	134.00	200	Horizontal	N/A
2**	2463.500	92.17	-12.49	54.0	-38.17	AV	134.00	200	Horizontal	N/A
3	4758.800	50.85	-3.42	74.0	23.15	Peak	281.00	150	Horizontal	Pass
3**	4758.800	40.62	-3.42	54.0	13.38	AV	281.00	150	Horizontal	Pass
4	6682.400	55.35	0.13	74.0	18.65	Peak	161.00	200	Horizontal	Pass
4**	6682.400	45.24	0.13	54.0	8.76	AV	161.00	200	Horizontal	Pass
5	12835.575	53.67	1.27	74.0	20.33	Peak	83.00	200	Horizontal	Pass
5**	12835.575	44.29	1.27	54.0	9.71	AV	83.00	200	Horizontal	Pass
6	15230.099	55.98	0.90	74.0	18.02	Peak	234.00	300	Horizontal	Pass
6**	15230.099	46.14	0.90	54.0	7.86	AV	234.00	300	Horizontal	Pass

1 GHz to 18 GHz, ANT V 802.11g Channel 11

No.	Frequency (MHz)	Results (dBuV/m)	Factor (dB)	Limit (dBuV/m)	Over Limit (dB)	Detector	Table (Degree)	Height (cm)	Antenna	Verdict
1	1380.400	39.35	-17.40	74.0	34.65	Peak	51.00	400	Vertical	Pass
1**	1380.400	29.50	-17.40	54.0	24.50	AV	51.00	400	Vertical	Pass
2	2463.800	98.13	-12.48	74.0	-24.13	Peak	38.00	200	Vertical	N/A
2**	2463.800	90.20	-12.48	54.0	-36.20	AV	38.00	200	Vertical	N/A
3	4908.000	51.53	-2.42	74.0	22.47	Peak	0.00	150	Vertical	Pass
3**	4908.000	42.61	-2.42	54.0	11.39	AV	0.00	150	Vertical	Pass
4	6402.800	55.01	0.05	74.0	18.99	Peak	120.00	300	Vertical	Pass
4**	6402.800	44.88	0.05	54.0	9.12	AV	120.00	300	Vertical	Pass
5	12229.338	53.59	1.30	74.0	20.41	Peak	20.00	200	Vertical	Pass
5**	12229.338	44.09	1.30	54.0	9.91	AV	20.00	200	Vertical	Pass
6	17435.625	56.17	3.23	74.0	17.83	Peak	360.00	400	Vertical	Pass
6**	17435.625	46.28	3.23	54.0	7.72	AV	360.00	400	Vertical	Pass

1 GHz to 18 GHz, ANT H 802.11n20 Channel 1

No.	Frequency (MHz)	Results (dBuV/m)	Factor (dB)	Limit (dBuV/m)	Over Limit (dB)	Detector	Table (Degree)	Height (cm)	Antenna	Verdict
1	1334.200	39.12	-17.48	74.0	34.88	Peak	204.00	300	Horizontal	Pass
1**	1334.200	29.32	-17.48	54.0	24.68	AV	204.00	300	Horizontal	Pass
2	2412.500	100.24	-12.51	74.0	-26.24	Peak	7.00	200	Horizontal	N/A
2**	2412.500	91.16	-12.51	54.0	-37.16	AV	7.00	200	Horizontal	N/A
3	4979.000	51.26	-2.81	74.0	22.74	Peak	0.00	200	Horizontal	Pass
3**	4979.000	42.48	-2.81	54.0	11.52	AV	0.00	200	Horizontal	Pass
4	6678.600	55.70	0.22	74.0	18.30	Peak	35.00	100	Horizontal	Pass
4**	6678.600	45.10	0.22	54.0	8.90	AV	35.00	100	Horizontal	Pass
5	12822.450	53.33	0.98	74.0	20.67	Peak	284.00	300	Horizontal	Pass
5**	12822.450	44.63	0.98	54.0	9.37	AV	284.00	300	Horizontal	Pass
6	17412.786	56.67	3.55	74.0	17.33	Peak	0.00	400	Horizontal	Pass
6**	17412.786	47.35	3.55	54.0	6.65	AV	0.00	400	Horizontal	Pass

1 GHz to 18 GHz, ANT V 802.11n20 Channel 1

No.	Frequency (MHz)	Results (dBuV/m)	Factor (dB)	Limit (dBuV/m)	Over Limit (dB)	Detector	Table (Degree)	Height (cm)	Antenna	Verdict
1	1471.000	39.96	-17.45	74.0	34.04	Peak	200.00	100	Vertical	Pass
1**	1471.000	30.29	-17.45	54.0	23.71	AV	200.00	100	Vertical	Pass
2	2409.600	97.19	-12.62	74.0	-23.19	Peak	28.00	200	Vertical	N/A
2**	2409.600	89.86	-12.62	54.0	-35.86	AV	28.00	200	Vertical	N/A
3	4900.600	51.33	-2.60	74.0	22.67	Peak	89.00	200	Vertical	Pass
3**	4900.600	41.75	-2.60	54.0	12.25	AV	89.00	200	Vertical	Pass
4	6604.800	54.70	1.15	74.0	19.30	Peak	182.00	200	Vertical	Pass
4**	6604.800	46.46	1.15	54.0	7.54	AV	182.00	200	Vertical	Pass
5	12848.175	53.78	1.36	74.0	20.22	Peak	263.00	400	Vertical	Pass
5**	12848.175	43.59	1.36	54.0	10.41	AV	263.00	400	Vertical	Pass
6	17426.698	56.66	3.56	74.0	17.34	Peak	130.00	200	Vertical	Pass
6**	17426.698	47.01	3.56	54.0	6.99	AV	130.00	200	Vertical	Pass

1 GHz to 18 GHz, ANT H 802.11n20 Channel 6

No.	Frequency (MHz)	Results (dBuV/m)	Factor (dB)	Limit (dBuV/m)	Over Limit (dB)	Detector	Table (Degree)	Height (cm)	Antenna	Verdict
1	1330.700	38.89	-17.48	74.0	35.11	Peak	360.00	200	Horizontal	Pass
1**	1330.700	29.34	-17.48	54.0	24.66	AV	360.00	200	Horizontal	Pass
2	2439.400	99.88	-12.41	74.0	-25.88	Peak	119.00	100	Horizontal	N/A
2**	2439.400	92.27	-12.41	54.0	-38.27	AV	119.00	100	Horizontal	N/A
3	4921.400	51.05	-2.33	74.0	22.95	Peak	118.00	150	Horizontal	Pass
3**	4921.400	42.18	-2.33	54.0	11.82	AV	118.00	150	Horizontal	Pass
4	6612.000	54.72	1.41	74.0	19.28	Peak	36.00	400	Horizontal	Pass
4**	6612.000	45.10	1.41	54.0	8.90	AV	36.00	400	Horizontal	Pass
5	12822.187	53.81	0.97	74.0	20.19	Peak	153.00	100	Horizontal	Pass
5**	12822.187	44.15	0.97	54.0	9.85	AV	153.00	100	Horizontal	Pass
6	13329.863	55.98	0.94	74.0	18.02	Peak	360.00	200	Horizontal	Pass
6**	13329.863	46.72	0.94	54.0	7.28	AV	360.00	200	Horizontal	Pass

1 GHz to 18 GHz, ANT V 802.11n20 Channel 6

No.	Frequency (MHz)	Results (dBuV/m)	Factor (dB)	Limit (dBuV/m)	Over Limit (dB)	Detector	Table (Degree)	Height (cm)	Antenna	Verdict
1	1320.700	39.50	-17.42	74.0	34.50	Peak	75.00	200	Vertical	Pass
1**	1320.700	28.65	-17.42	54.0	25.35	AV	75.00	200	Vertical	Pass
2	2439.300	97.52	-12.41	74.0	-23.52	Peak	29.00	100	Vertical	N/A
2**	2439.300	90.22	-12.41	54.0	-36.22	AV	29.00	100	Vertical	N/A
3	4907.800	51.64	-2.39	74.0	22.36	Peak	72.00	200	Vertical	Pass
3**	4907.800	41.47	-2.39	54.0	12.53	AV	72.00	200	Vertical	Pass
4	6606.800	54.73	1.47	74.0	19.27	Peak	72.00	200	Vertical	Pass
4**	6606.800	45.65	1.47	54.0	8.35	AV	72.00	200	Vertical	Pass
5	12237.100	53.03	1.12	74.0	20.97	Peak	196.00	400	Vertical	Pass
5**	12237.100	44.48	1.12	54.0	9.52	AV	196.00	400	Vertical	Pass
6	17408.063	56.21	3.40	74.0	17.79	Peak	0.00	300	Vertical	Pass
6**	17408.063	47.20	3.40	54.0	6.80	AV	0.00	300	Vertical	Pass

1 GHz to 18 GHz, ANT H 802.11n20 Channel 10

No.	Frequency (MHz)	Results (dBUV/m)	Factor (dB)	Limit (dBUV/m)	Over Limit (dB)	Detector	Table (Degree)	Height (cm)	Antenna	Verdict
1	1343.500	39.02	-17.24	74.0	34.98	Peak	325.00	200	Horizontal	Pass
1**	1343.500	29.56	-17.24	54.0	24.44	AV	325.00	200	Horizontal	Pass
2	2453.300	99.72	-12.54	74.0	-25.72	Peak	138.00	100	Horizontal	N/A
2**	2453.300	91.88	-12.54	54.0	-37.88	AV	138.00	100	Horizontal	N/A
3	5134.600	51.55	-2.09	74.0	22.45	Peak	198.00	150	Horizontal	Pass
3**	5134.600	42.64	-2.09	54.0	11.36	AV	198.00	150	Horizontal	Pass
4	6606.800	54.75	1.47	74.0	19.25	Peak	48.00	100	Horizontal	Pass
4**	6606.800	46.17	1.47	54.0	7.83	AV	48.00	100	Horizontal	Pass
5	12272.750	53.07	1.54	74.0	20.93	Peak	342.00	300	Horizontal	Pass
5**	12272.750	43.60	1.54	54.0	10.40	AV	342.00	300	Horizontal	Pass
6	15649.050	56.22	1.19	74.0	17.78	Peak	202.00	100	Horizontal	Pass
6**	15649.050	46.40	1.19	54.0	7.60	AV	202.00	100	Horizontal	Pass

1 GHz to 18 GHz, ANT V 802.11n20 Channel 10

No.	Frequency (MHz)	Results (dBUV/m)	Factor (dB)	Limit (dBUV/m)	Over Limit (dB)	Detector	Table (Degree)	Height (cm)	Antenna	Verdict
1	1470.800	40.17	-17.43	74.0	33.83	Peak	117.00	100	Vertical	Pass
1**	1470.800	28.79	-17.43	54.0	25.21	AV	117.00	100	Vertical	Pass
2	2452.000	98.27	-12.44	74.0	-24.27	Peak	1.00	200	Vertical	N/A
2**	2452.000	90.15	-12.44	54.0	-36.15	AV	1.00	200	Vertical	N/A
3	4891.200	50.80	-3.11	74.0	23.20	Peak	46.00	150	Vertical	Pass
3**	4891.200	41.46	-3.11	54.0	12.54	AV	46.00	150	Vertical	Pass
4	6602.600	54.70	0.77	74.0	19.30	Peak	154.00	300	Vertical	Pass
4**	6602.600	46.47	0.77	54.0	7.53	AV	154.00	300	Vertical	Pass
5	12812.213	53.21	0.85	74.0	20.79	Peak	149.00	400	Vertical	Pass
5**	12812.213	43.65	0.85	54.0	10.35	AV	149.00	400	Vertical	Pass
6	15235.613	55.74	1.02	74.0	18.26	Peak	215.00	400	Vertical	Pass
6**	15235.613	46.43	1.02	54.0	7.57	AV	215.00	400	Vertical	Pass

1 GHz to 18 GHz, ANT H 802.11n20 Channel 11

No.	Frequency (MHz)	Results (dBuV/m)	Factor (dB)	Limit (dBuV/m)	Over Limit (dB)	Detector	Table (Degree)	Height (cm)	Antenna	Verdict
1	1285.300	38.87	-17.51	74.0	35.13	Peak	244.00	200	Horizontal	Pass
1**	1285.300	28.78	-17.51	54.0	25.22	AV	244.00	200	Horizontal	Pass
2	2461.000	96.84	-12.54	74.0	-22.84	Peak	140.00	150	Horizontal	N/A
2**	2461.000	89.39	-12.54	54.0	-35.39	AV	140.00	150	Horizontal	N/A
3	4982.400	50.98	-2.83	74.0	23.02	Peak	167.00	150	Horizontal	Pass
3**	4982.400	41.88	-2.83	54.0	12.12	AV	167.00	150	Horizontal	Pass
4	6752.800	54.59	-0.15	74.0	19.41	Peak	0.00	100	Horizontal	Pass
4**	6752.800	44.35	-0.15	54.0	9.65	AV	0.00	100	Horizontal	Pass
5	12821.137	53.85	0.94	74.0	20.15	Peak	360.00	100	Horizontal	Pass
5**	12821.137	44.67	0.94	54.0	9.33	AV	360.00	100	Horizontal	Pass
6	16094.250	56.24	1.34	74.0	17.76	Peak	223.00	100	Horizontal	Pass
6**	16094.250	47.21	1.34	54.0	6.79	AV	223.00	100	Horizontal	Pass

1 GHz to 18 GHz, ANT V 802.11n20 Channel 11

No.	Frequency (MHz)	Results (dBuV/m)	Factor (dB)	Limit (dBuV/m)	Over Limit (dB)	Detector	Table (Degree)	Height (cm)	Antenna	Verdict
1	1410.800	39.02	-17.40	74.0	34.98	Peak	8.00	200	Vertical	Pass
1**	1410.800	29.34	-17.40	54.0	24.66	AV	8.00	200	Vertical	Pass
2	2459.200	95.73	-12.58	74.0	-21.73	Peak	0.00	200	Vertical	N/A
2**	2459.200	88.07	-12.58	54.0	-34.07	AV	0.00	200	Vertical	N/A
3	4927.800	51.50	-2.49	74.0	22.50	Peak	27.00	150	Vertical	Pass
3**	4927.800	42.22	-2.49	54.0	11.78	AV	27.00	150	Vertical	Pass
4	6607.200	54.63	1.50	74.0	19.37	Peak	360.00	100	Vertical	Pass
4**	6607.200	46.14	1.50	54.0	7.86	AV	360.00	100	Vertical	Pass
5	12734.188	53.68	1.30	74.0	20.32	Peak	186.00	200	Vertical	Pass
5**	12734.188	43.17	1.30	54.0	10.83	AV	186.00	200	Vertical	Pass
6	17352.937	56.27	2.01	74.0	17.73	Peak	305.00	300	Vertical	Pass
6**	17352.937	46.56	2.01	54.0	7.44	AV	305.00	300	Vertical	Pass

A.7 Band Edge (Restricted-band band-edge)

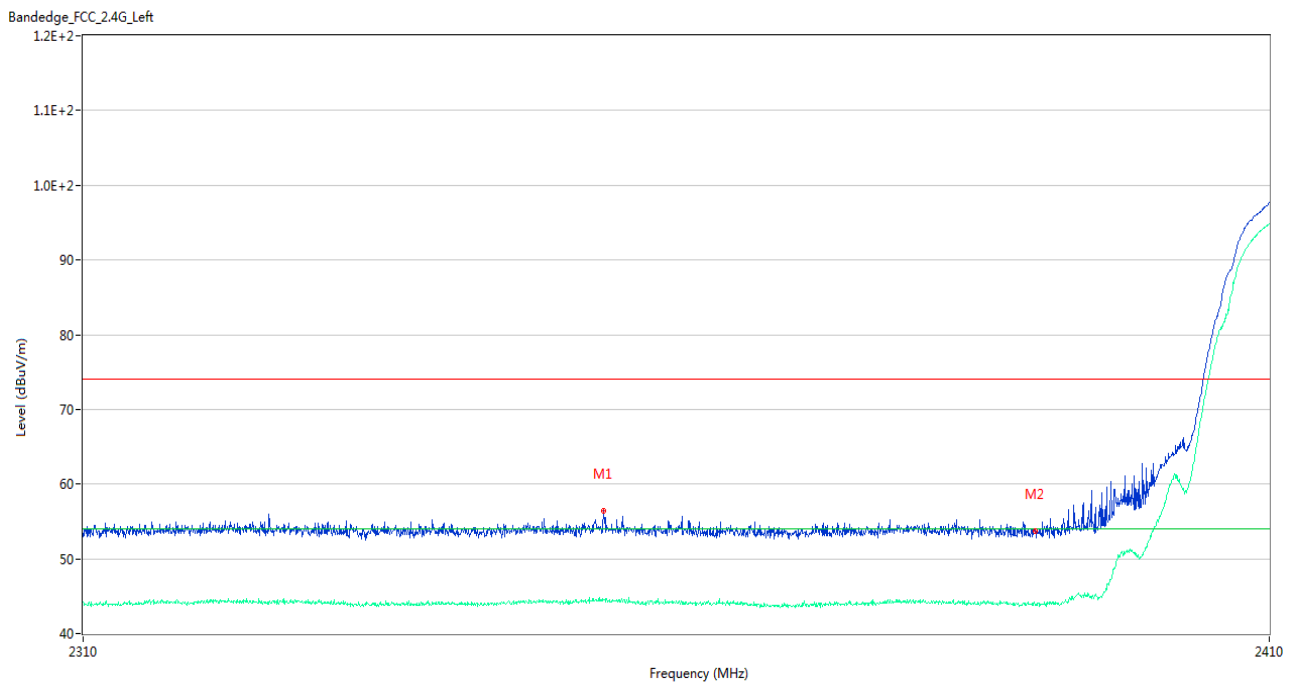
Note ¹: The lowest and highest channels are tested to verify the band edge emissions. Please refer to the following the plots for emissions values.

Note ²: The test data all are tested in the vertical and horizontal antenna which the trace is max hold. So these plots have shown the worst case.

Note ³: According the ANSI C63.10-2013, where limits are specified for both average and peak (or quasi-peak) detector functions, if the peak (or quasi-peak) measured value complies with the average limit, it is unnecessary to perform an average measurement.

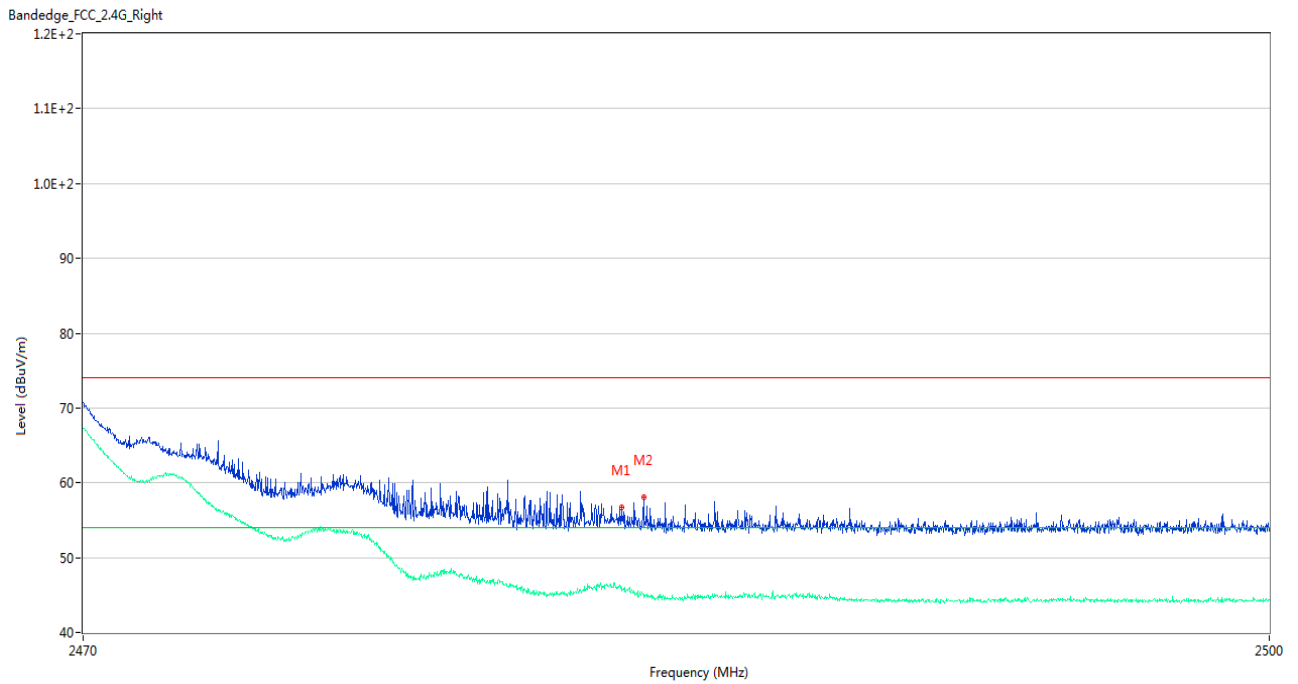
Test Data and Plots

802.11b CHANNEL 1



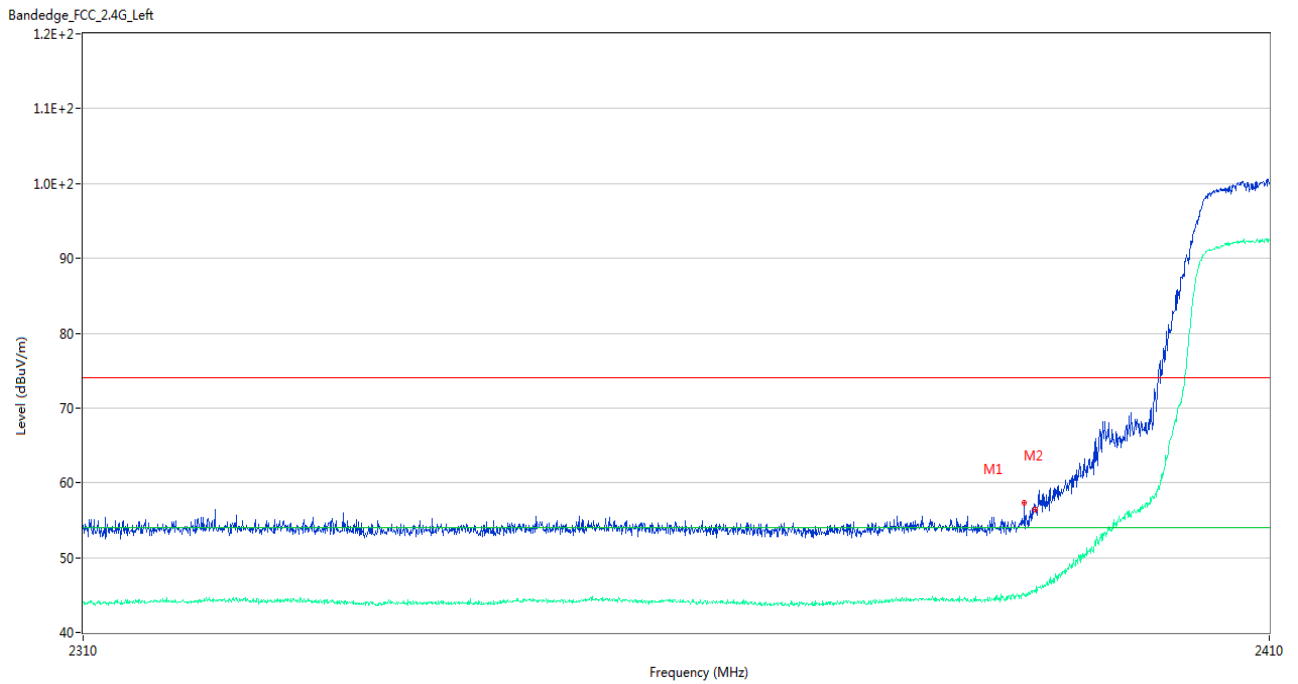
No.	Frequency (MHz)	Results (dBuV/m)	Factor (dB)	Limit (dBuV/m)	Margin (dB)	Detector	Table (Degree)	Height (cm)	Antenna	Verdict
1	2353.350	56.40	-0.22	74.0	17.60	Peak	36.00	200	Horizontal	Pass
1**	2353.350	44.45	-0.22	54.0	9.55	AV	36.00	200	Horizontal	Pass
2	2389.950	53.64	-0.59	74.0	20.36	Peak	71.00	100	Horizontal	Pass
2**	2389.950	43.87	-0.59	54.0	10.13	AV	71.00	100	Horizontal	Pass

802.11b CHANNEL 11



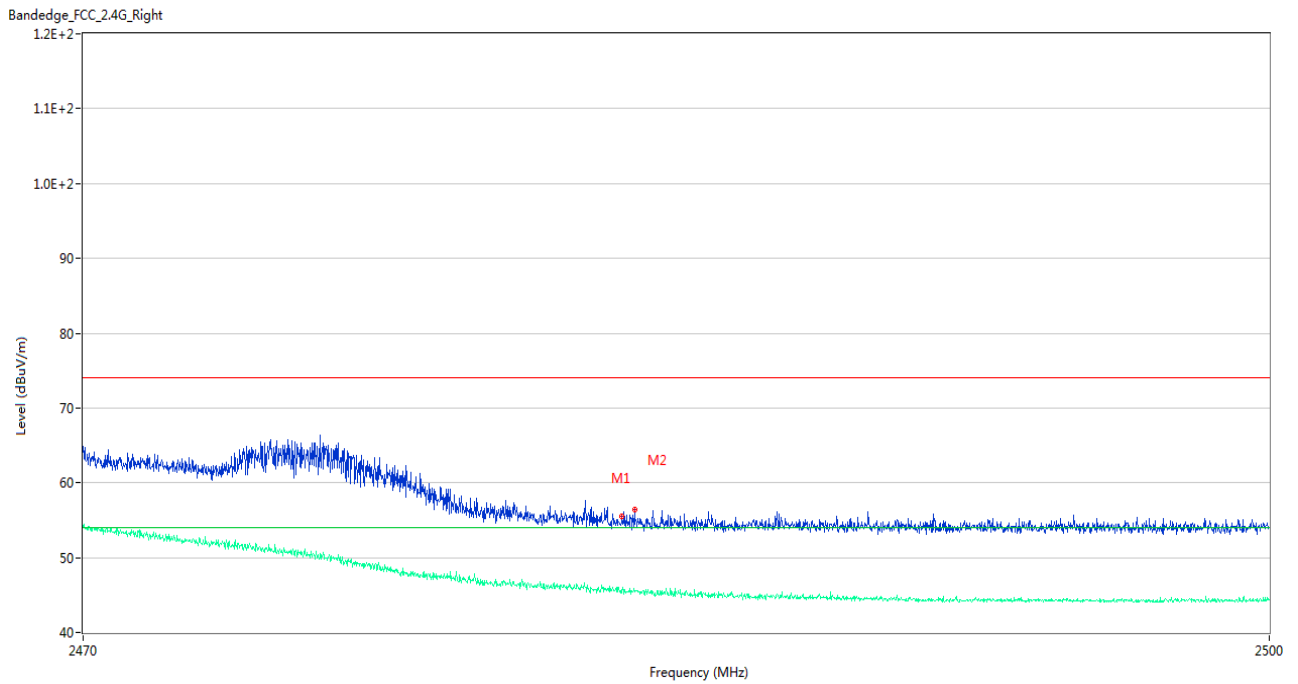
No.	Frequency (MHz)	Results (dBuV/m)	Factor (dB)	Limit (dBuV/m)	Margin (dB)	Detector	Table (Degree)	Height (cm)	Antenna	Verdict
1	2483.575	56.66	-0.06	74.0	17.34	Peak	79.00	150	Horizontal	Pass
1**	2483.575	45.62	-0.06	54.0	8.38	AV	79.00	150	Horizontal	Pass
2	2484.130	58.10	-0.11	74.0	15.90	Peak	77.00	100	Horizontal	Pass
2**	2484.130	45.05	-0.11	54.0	8.95	AV	77.00	100	Horizontal	Pass

802.11g CHANNEL 1



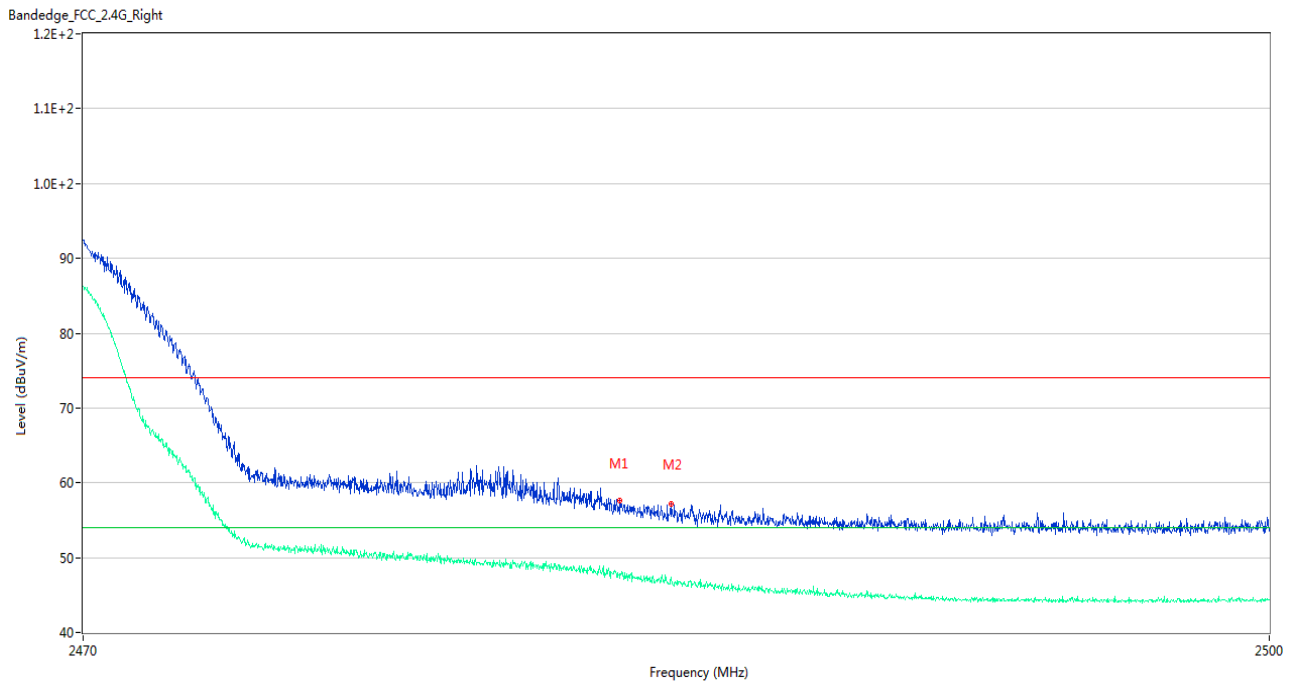
No.	Frequency (MHz)	Results (dBuV/m)	Factor (dB)	Limit (dBuV/m)	Margin (dB)	Detector	Table (Degree)	Height (cm)	Antenna	Verdict
1	2389.000	57.34	-0.62	74.0	16.66	Peak	109.00	100	Horizontal	Pass
1**	2389.000	45.09	-0.62	54.0	8.91	AV	109.00	100	Horizontal	Pass
2	2389.950	56.35	-0.59	74.0	17.65	Peak	94.00	200	Horizontal	Pass
2**	2389.950	45.36	-0.59	54.0	8.64	AV	94.00	200	Horizontal	Pass

802.11g CHANNEL 10



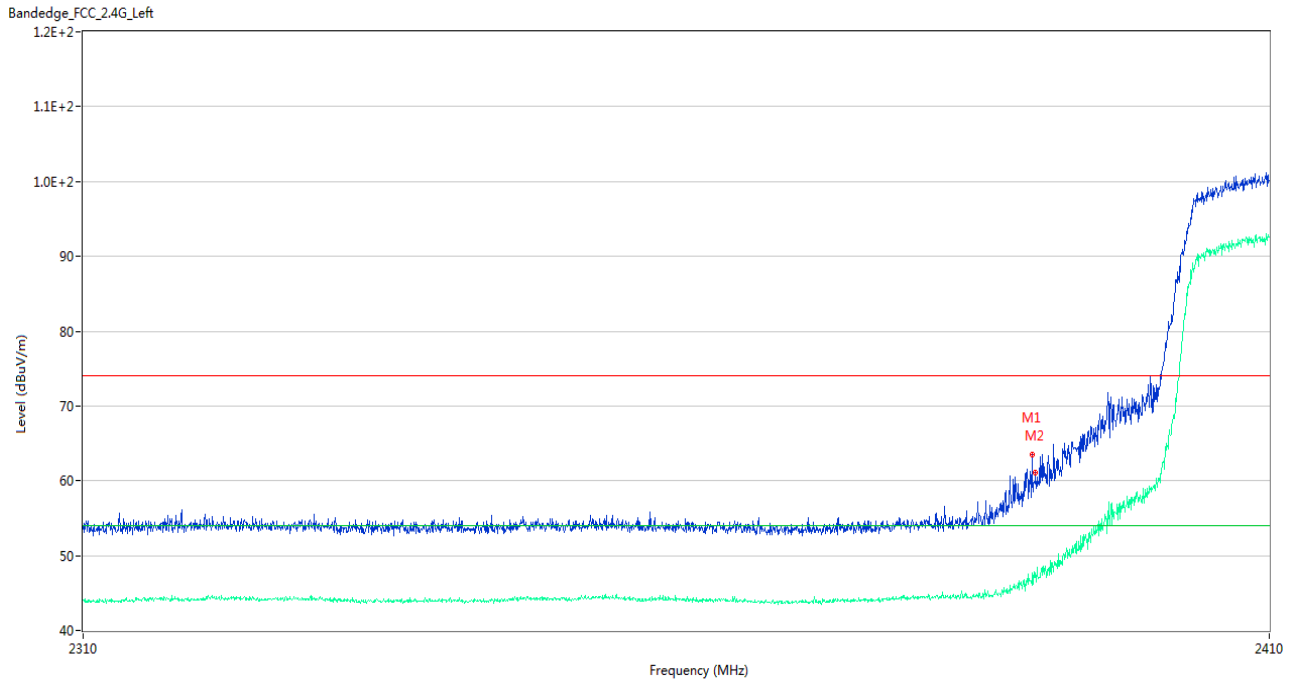
No.	Frequency (MHz)	Results (dBuV/m)	Factor (dB)	Limit (dBuV/m)	Margin (dB)	Detector	Table (Degree)	Height (cm)	Antenna	Verdict
1	2483.590	55.59	-0.06	74.0	18.41	Peak	74.00	200	Horizontal	Pass
1**	2483.590	45.20	-0.06	54.0	8.80	AV	74.00	200	Horizontal	Pass
2	2483.905	56.47	-0.09	74.0	17.53	Peak	76.00	150	Horizontal	Pass
2**	2483.905	45.58	-0.09	54.0	8.42	AV	76.00	150	Horizontal	Pass

802.11g CHANNEL 11



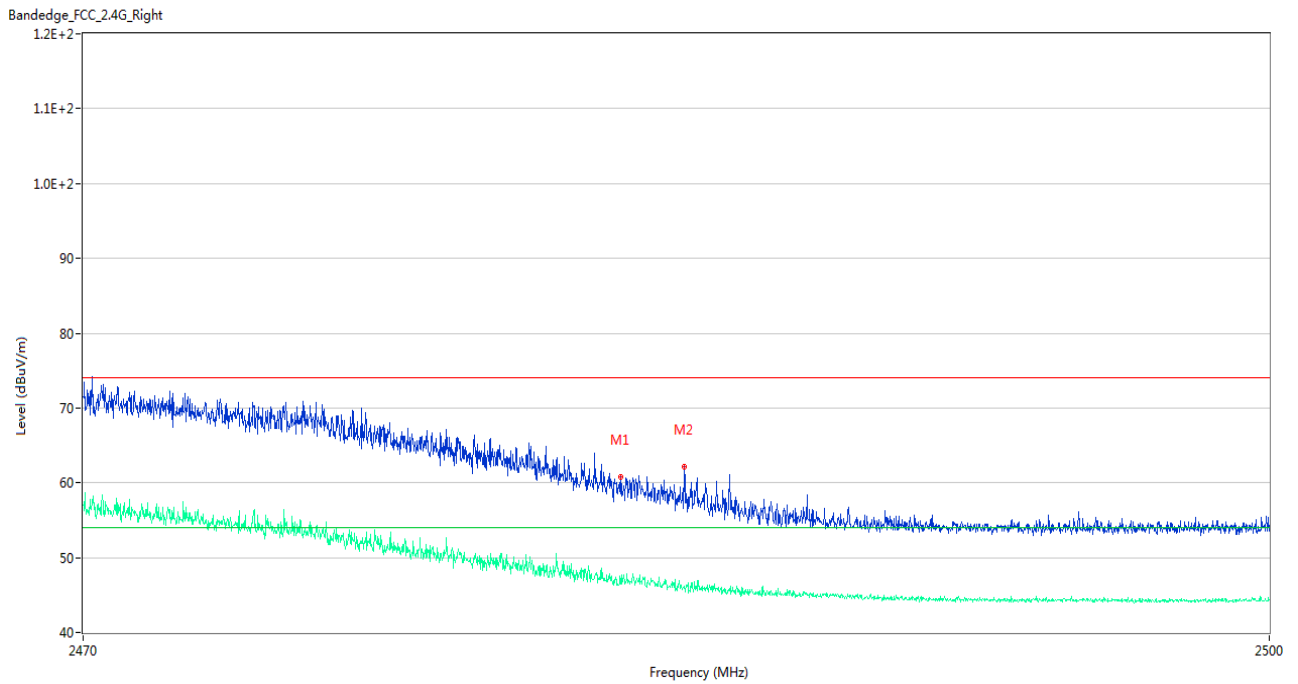
No.	Frequency (MHz)	Results (dBuV/m)	Factor (dB)	Limit (dBuV/m)	Margin (dB)	Detector	Table (Degree)	Height (cm)	Antenna	Verdict
1	2483.530	57.58	-0.05	74.0	16.42	Peak	78.00	150	Horizontal	Pass
1**	2483.530	47.26	-0.05	54.0	6.74	AV	78.00	150	Horizontal	Pass
2	2484.820	57.21	-0.15	74.0	16.79	Peak	78.00	150	Horizontal	Pass
2**	2484.820	47.37	-0.15	54.0	6.63	AV	78.00	150	Horizontal	Pass

802.11n20 CHANNEL 1



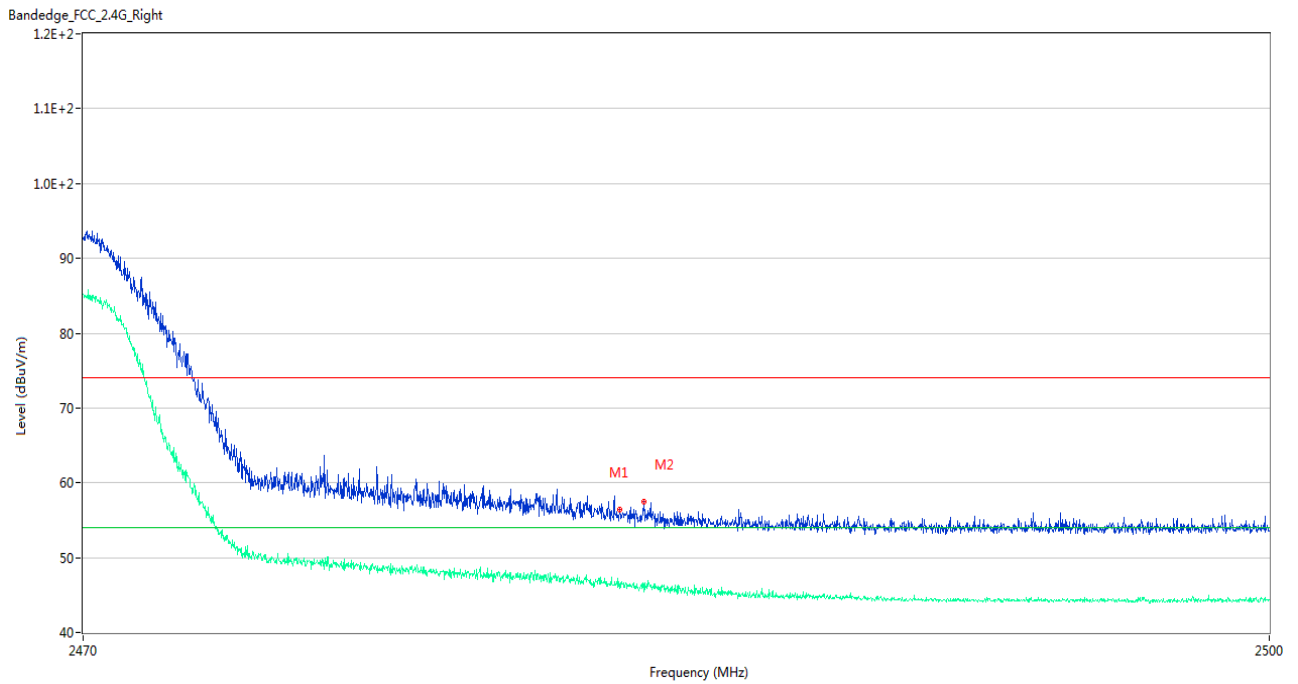
No.	Frequency (MHz)	Results (dBuV/m)	Factor (dB)	Limit (dBuV/m)	Margin (dB)	Detector	Table (Degree)	Height (cm)	Antenna	Verdict
1	2389.650	63.54	-0.60	74.0	10.46	Peak	69.00	100	Horizontal	Pass
1**	2389.650	46.07	-0.60	54.0	7.93	AV	69.00	100	Horizontal	Pass
2	2389.950	61.14	-0.59	74.0	12.86	Peak	78.00	150	Horizontal	Pass
2**	2389.950	47.14	-0.59	54.0	6.86	AV	78.00	150	Horizontal	Pass

802.11n20 CHANNEL 10



No.	Frequency (MHz)	Results (dBuV/m)	Factor (dB)	Limit (dBuV/m)	Margin (dB)	Detector	Table (Degree)	Height (cm)	Antenna	Verdict
1	2483.545	60.82	-0.06	74.0	13.18	Peak	72.00	150	Horizontal	Pass
1**	2483.545	47.17	-0.06	54.0	6.83	AV	72.00	150	Horizontal	Pass
2	2485.150	62.11	-0.16	74.0	11.89	Peak	79.00	100	Horizontal	Pass
2**	2485.150	46.05	-0.16	54.0	7.95	AV	79.00	100	Horizontal	Pass

802.11n20 CHANNEL 11



No.	Frequency (MHz)	Results (dBuV/m)	Factor (dB)	Limit (dBuV/m)	Margin (dB)	Detector	Table (Degree)	Height (cm)	Antenna	Verdict
1	2483.515	56.39	-0.05	74.0	17.61	Peak	108.00	100	Horizontal	Pass
1**	2483.515	45.91	-0.05	54.0	8.09	AV	108.00	100	Horizontal	Pass
2	2484.130	57.42	-0.11	74.0	16.58	Peak	8.00	150	Horizontal	Pass
2**	2484.130	45.44	-0.11	54.0	8.56	AV	8.00	150	Horizontal	Pass

A.8 Power Spectral Density (PSD)

Test Data

802.11b Mode:

Channel	Spectral power density (dBm/3kHz)	Limit (dBm/3kHz)
CH1	-6.12	8
CH6	-5.75	8
CH11	-5.33	8

802.11g Mode:

Channel	Spectral power density (dBm/3kHz)	Limit (dBm/3kHz)
CH1	-8.61	8
CH6	-8.73	8
CH10	-8.76	8
CH11	-11.17	8

802.11n-20 MHz Mode:

Channel	Spectral power density (dBm/3kHz)	Limit (dBm/3kHz)
CH1	-9.43	8
CH6	-8.16	8
CH10	-10.12	8
CH11	-12.52	8

Test Plots

802.11b CHANNEL 1



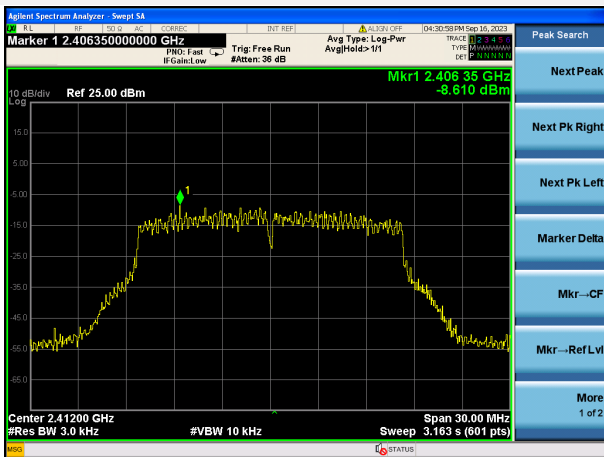
802.11b CHANNEL 6



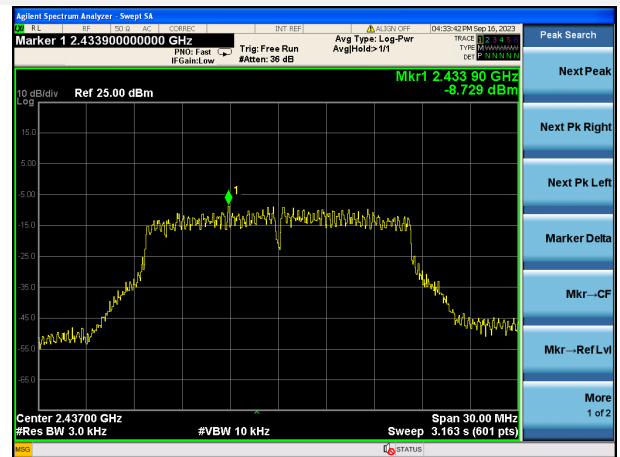
802.11b CHANNEL 11



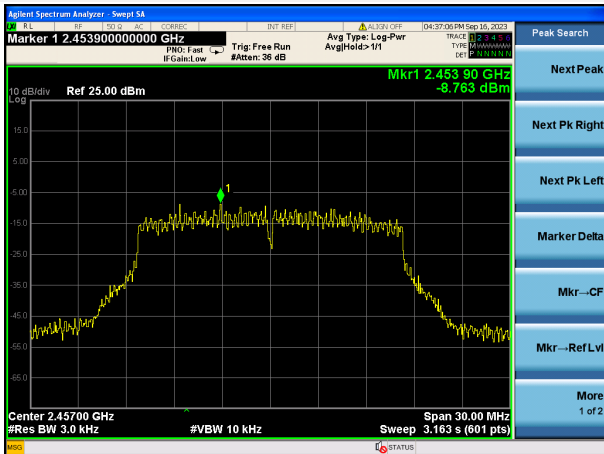
802.11g CHANNEL 1



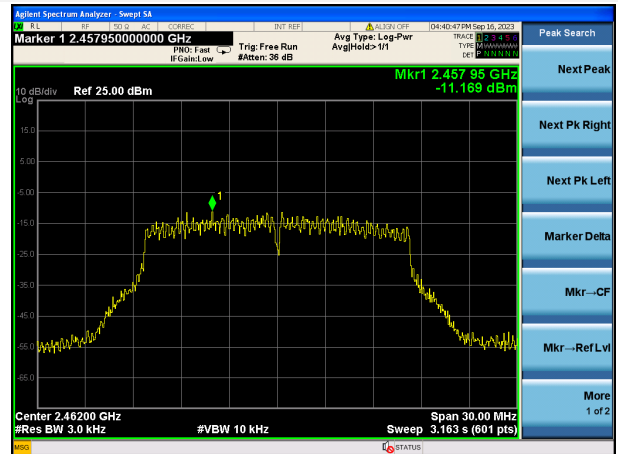
802.11g CHANNEL 6



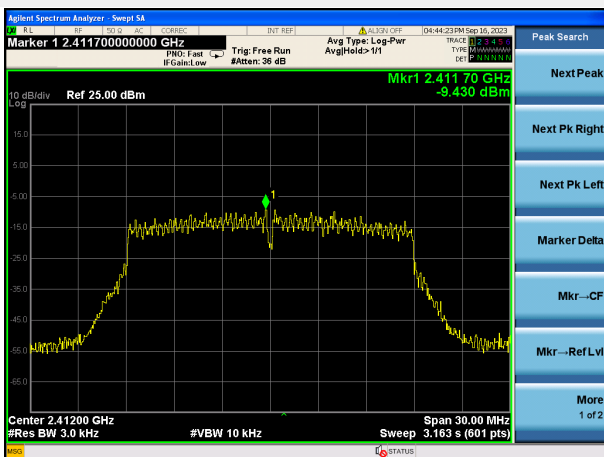
802.11g CHANNEL 10



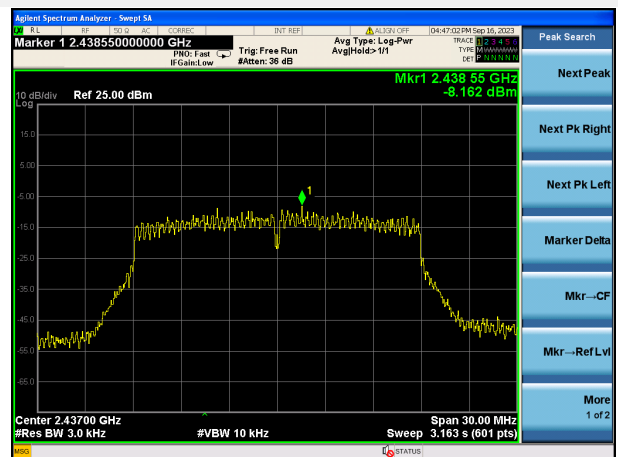
802.11g CHANNEL 11



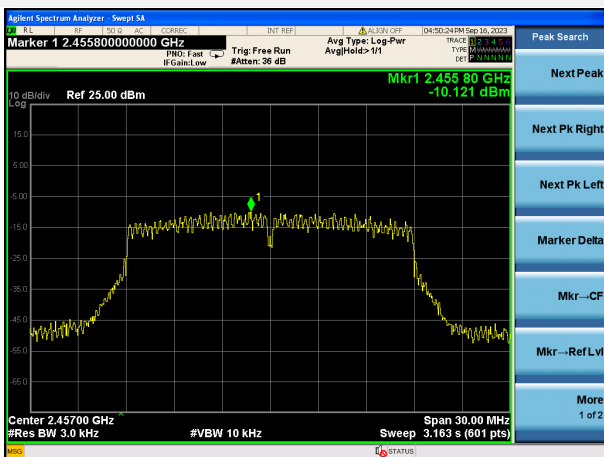
802.11n-20 MHz CHANNEL 1



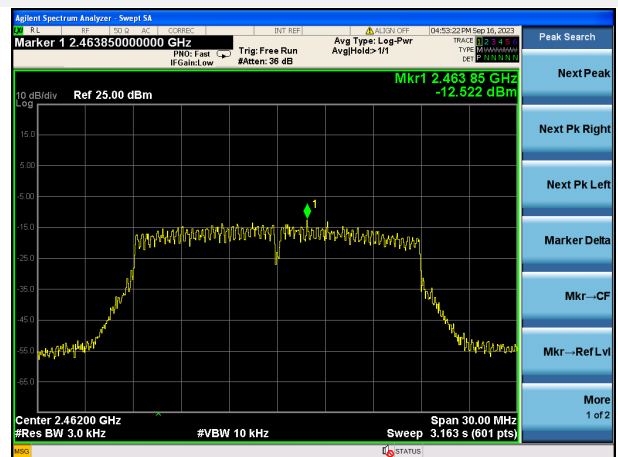
802.11n-20 MHz CHANNEL 6



802.11n-20 MHz CHANNEL 10



802.11n-20 MHz CHANNEL 11



ANNEX B TEST SETUP PHOTOS

Please refer the document “BL-SZ2390637-AR.PDF”.

ANNEX C EUT EXTERNAL PHOTOS

Please refer the document “BL-SZ2390637-AW-1.PDF”.

ANNEX D EUT INTERNAL PHOTOS

Please refer the document “BL-SZ2390637-AI-1.PDF”.

Statement

1. The laboratory guarantees the scientificity, accuracy and impartiality of the test, and is responsible for all the information in the report, except the information provided by the customer. The customer is responsible for the impact of the information provided on the validity of the results.
2. The report without China inspection body and laboratory Mandatory Approval (CMA) mark has no effect of proving to the society.
3. For the report with CNAS mark or A2LA mark, the items marked with "☆" are not within the accredited scope.
4. This report is invalid if it is altered, without the signature of the testing and approval personnel, or without the "inspection and testing dedicated stamp" or test report stamp.
5. The test data and results are only valid for the tested samples provided by the customer.
6. This report shall not be partially reproduced without the written permission of the laboratory.
7. Any objection shall be raised to the laboratory within 30 days after receiving the report.

--END OF REPORT--