



		138																																																																																							
Mode	Band Edge																																																																																								
	U-NII-8_6.875-7.125_802.11ax HE 20_CH233_Full RU_7115MHz																																																																																								
ANT	CDD 14+15																																																																																								
Pol.	Vertical	Fundamental																																																																																							
Peak	<p style="text-align: right;">Date: 2024-08-18</p>	<p style="text-align: right;">Date: 2024-08-18</p>																																																																																							
	<table border="1"> <thead> <tr> <th>Limit</th> <th>Read</th> <th>Ant</th> <th>Cable</th> <th>Apos</th> <th>TPos</th> <th>Remark</th> </tr> <tr> <th>Freq</th> <th>Level</th> <th>Line</th> <th>Margin</th> <th>Level</th> <th>Factor</th> <th>Loss</th> <th>Factor</th> <th>cm</th> <th>deg</th> </tr> <tr> <th>MHz</th> <th>dBuV/m</th> <th>dBuV/m</th> <th>dB</th> <th>dBuV</th> <th>dB/m</th> <th>dB</th> <th>dB</th> <th>cm</th> <th>deg</th> </tr> </thead> <tbody> <tr> <td>1 7125.11</td> <td>70.01</td> <td>88.20</td> <td>-18.19</td> <td>59.29</td> <td>35.47</td> <td>8.68</td> <td>33.43</td> <td>157</td> <td>0</td> <td>PEAK</td> </tr> <tr> <td>2 7263.29</td> <td>50.45</td> <td>74.00</td> <td>-23.55</td> <td>39.79</td> <td>35.45</td> <td>8.78</td> <td>33.57</td> <td>157</td> <td>0</td> <td>PEAK</td> </tr> </tbody> </table>	Limit	Read	Ant	Cable	Apos	TPos	Remark	Freq	Level	Line	Margin	Level	Factor	Loss	Factor	cm	deg	MHz	dBuV/m	dBuV/m	dB	dBuV	dB/m	dB	dB	cm	deg	1 7125.11	70.01	88.20	-18.19	59.29	35.47	8.68	33.43	157	0	PEAK	2 7263.29	50.45	74.00	-23.55	39.79	35.45	8.78	33.57	157	0	PEAK	<table border="1"> <thead> <tr> <th>Limit</th> <th>Read</th> <th>Ant</th> <th>Cable</th> <th>Apos</th> <th>TPos</th> <th>Remark</th> </tr> <tr> <th>Freq</th> <th>Level</th> <th>Line</th> <th>Margin</th> <th>Level</th> <th>Factor</th> <th>Loss</th> <th>Factor</th> <th>cm</th> <th>deg</th> </tr> <tr> <th>MHz</th> <th>dBuV/m</th> <th>dBuV/m</th> <th>dB</th> <th>dBuV</th> <th>dB/m</th> <th>dB</th> <th>dB</th> <th>cm</th> <th>deg</th> </tr> </thead> <tbody> <tr> <td>1 7115.00</td> <td>81.91</td> <td>-----</td> <td>-----</td> <td>71.16</td> <td>35.48</td> <td>8.69</td> <td>33.42</td> <td>157</td> <td>0</td> <td>PEAK</td> </tr> </tbody> </table>		Limit	Read	Ant	Cable	Apos	TPos	Remark	Freq	Level	Line	Margin	Level	Factor	Loss	Factor	cm	deg	MHz	dBuV/m	dBuV/m	dB	dBuV	dB/m	dB	dB	cm	deg	1 7115.00	81.91	-----	-----	71.16	35.48	8.69	33.42	157	0
Limit	Read	Ant	Cable	Apos	TPos	Remark																																																																																			
Freq	Level	Line	Margin	Level	Factor	Loss	Factor	cm	deg																																																																																
MHz	dBuV/m	dBuV/m	dB	dBuV	dB/m	dB	dB	cm	deg																																																																																
1 7125.11	70.01	88.20	-18.19	59.29	35.47	8.68	33.43	157	0	PEAK																																																																															
2 7263.29	50.45	74.00	-23.55	39.79	35.45	8.78	33.57	157	0	PEAK																																																																															
Limit	Read	Ant	Cable	Apos	TPos	Remark																																																																																			
Freq	Level	Line	Margin	Level	Factor	Loss	Factor	cm	deg																																																																																
MHz	dBuV/m	dBuV/m	dB	dBuV	dB/m	dB	dB	cm	deg																																																																																
1 7115.00	81.91	-----	-----	71.16	35.48	8.69	33.42	157	0	PEAK																																																																															
Avg	<p style="text-align: right;">Date: 2024-08-18</p>	<p style="text-align: right;">Date: 2024-08-18</p>																																																																																							
	<table border="1"> <thead> <tr> <th>Limit</th> <th>Read</th> <th>Ant</th> <th>Cable</th> <th>Apos</th> <th>TPos</th> <th>Remark</th> </tr> <tr> <th>Freq</th> <th>Level</th> <th>Line</th> <th>Margin</th> <th>Level</th> <th>Factor</th> <th>Loss</th> <th>Factor</th> <th>cm</th> <th>deg</th> </tr> <tr> <th>MHz</th> <th>dBuV/m</th> <th>dBuV/m</th> <th>dB</th> <th>dBuV</th> <th>dB/m</th> <th>dB</th> <th>dB</th> <th>cm</th> <th>deg</th> </tr> </thead> <tbody> <tr> <td>1 7125.11</td> <td>63.01</td> <td>68.20</td> <td>-5.19</td> <td>52.29</td> <td>35.47</td> <td>8.68</td> <td>33.43</td> <td>157</td> <td>0</td> <td>AVERAGE</td> </tr> <tr> <td>2 7264.23</td> <td>40.86</td> <td>54.00</td> <td>-13.14</td> <td>30.20</td> <td>35.45</td> <td>8.78</td> <td>33.57</td> <td>157</td> <td>0</td> <td>AVERAGE</td> </tr> </tbody> </table>	Limit	Read	Ant	Cable	Apos	TPos	Remark	Freq	Level	Line	Margin	Level	Factor	Loss	Factor	cm	deg	MHz	dBuV/m	dBuV/m	dB	dBuV	dB/m	dB	dB	cm	deg	1 7125.11	63.01	68.20	-5.19	52.29	35.47	8.68	33.43	157	0	AVERAGE	2 7264.23	40.86	54.00	-13.14	30.20	35.45	8.78	33.57	157	0	AVERAGE	<table border="1"> <thead> <tr> <th>Limit</th> <th>Read</th> <th>Ant</th> <th>Cable</th> <th>Apos</th> <th>TPos</th> <th>Remark</th> </tr> <tr> <th>Freq</th> <th>Level</th> <th>Line</th> <th>Margin</th> <th>Level</th> <th>Factor</th> <th>Loss</th> <th>Factor</th> <th>cm</th> <th>deg</th> </tr> <tr> <th>MHz</th> <th>dBuV/m</th> <th>dBuV/m</th> <th>dB</th> <th>dBuV</th> <th>dB/m</th> <th>dB</th> <th>dB</th> <th>cm</th> <th>deg</th> </tr> </thead> <tbody> <tr> <td>1 7115.00</td> <td>73.27</td> <td>-----</td> <td>-----</td> <td>62.55</td> <td>35.47</td> <td>8.68</td> <td>33.43</td> <td>157</td> <td>0</td> <td>AVERAGE</td> </tr> </tbody> </table>		Limit	Read	Ant	Cable	Apos	TPos	Remark	Freq	Level	Line	Margin	Level	Factor	Loss	Factor	cm	deg	MHz	dBuV/m	dBuV/m	dB	dBuV	dB/m	dB	dB	cm	deg	1 7115.00	73.27	-----	-----	62.55	35.47	8.68	33.43	157	0
Limit	Read	Ant	Cable	Apos	TPos	Remark																																																																																			
Freq	Level	Line	Margin	Level	Factor	Loss	Factor	cm	deg																																																																																
MHz	dBuV/m	dBuV/m	dB	dBuV	dB/m	dB	dB	cm	deg																																																																																
1 7125.11	63.01	68.20	-5.19	52.29	35.47	8.68	33.43	157	0	AVERAGE																																																																															
2 7264.23	40.86	54.00	-13.14	30.20	35.45	8.78	33.57	157	0	AVERAGE																																																																															
Limit	Read	Ant	Cable	Apos	TPos	Remark																																																																																			
Freq	Level	Line	Margin	Level	Factor	Loss	Factor	cm	deg																																																																																
MHz	dBuV/m	dBuV/m	dB	dBuV	dB/m	dB	dB	cm	deg																																																																																
1 7115.00	73.27	-----	-----	62.55	35.47	8.68	33.43	157	0	AVERAGE																																																																															



Mode	138																																																																									
	Harmonic																																																																									
	U-NII-8_6.875-7.125_802.11ax HE20_CH233_Full RU_7115MHz																																																																									
ANT	CDD 14+15																																																																									
Pol.	Horizontal	Vertical																																																																								
Peak Avg	<p>Data: 1</p> <table border="1"> <thead> <tr> <th>Over</th> <th>Limit</th> <th>ReadAntenna</th> <th>Cable</th> <th>Preamp</th> <th>A/Pos</th> <th>T/Pos</th> <th>Remark</th> </tr> <tr> <th>Freq</th> <th>Level</th> <th>Limit</th> <th>Level</th> <th>Factor</th> <th>Loss</th> <th>Factor</th> <th></th> </tr> <tr> <th>MHz</th> <th>dBuV/m</th> <th>dB</th> <th>dBuV/m</th> <th>dBuV</th> <th>dB/m</th> <th>dB</th> <th>dB</th> </tr> </thead> <tbody> <tr> <td>1</td> <td>14230.00</td> <td>44.78</td> <td>-43.42</td> <td>88.20</td> <td>56.55</td> <td>39.08</td> <td>12.73</td> <td>63.58</td> <td>---</td> <td>---</td> <td>Peak</td> </tr> </tbody> </table>	Over	Limit	ReadAntenna	Cable	Preamp	A/Pos	T/Pos	Remark	Freq	Level	Limit	Level	Factor	Loss	Factor		MHz	dBuV/m	dB	dBuV/m	dBuV	dB/m	dB	dB	1	14230.00	44.78	-43.42	88.20	56.55	39.08	12.73	63.58	---	---	Peak	<p>Data: 2</p> <table border="1"> <thead> <tr> <th>Over</th> <th>Limit</th> <th>ReadAntenna</th> <th>Cable</th> <th>Preamp</th> <th>A/Pos</th> <th>T/Pos</th> <th>Remark</th> </tr> <tr> <th>Freq</th> <th>Level</th> <th>Limit</th> <th>Level</th> <th>Factor</th> <th>Loss</th> <th>Factor</th> <th></th> </tr> <tr> <th>MHz</th> <th>dBuV/m</th> <th>dB</th> <th>dBuV/m</th> <th>dBuV</th> <th>dB/m</th> <th>dB</th> <th>dB</th> </tr> </thead> <tbody> <tr> <td>1</td> <td>14230.00</td> <td>45.63</td> <td>-42.57</td> <td>88.20</td> <td>57.40</td> <td>39.08</td> <td>12.73</td> <td>63.58</td> <td>---</td> <td>---</td> <td>Peak</td> </tr> </tbody> </table>	Over	Limit	ReadAntenna	Cable	Preamp	A/Pos	T/Pos	Remark	Freq	Level	Limit	Level	Factor	Loss	Factor		MHz	dBuV/m	dB	dBuV/m	dBuV	dB/m	dB	dB	1	14230.00	45.63	-42.57	88.20	57.40	39.08	12.73	63.58	---	---	Peak
	Over	Limit	ReadAntenna	Cable	Preamp	A/Pos	T/Pos	Remark																																																																		
Freq	Level	Limit	Level	Factor	Loss	Factor																																																																				
MHz	dBuV/m	dB	dBuV/m	dBuV	dB/m	dB	dB																																																																			
1	14230.00	44.78	-43.42	88.20	56.55	39.08	12.73	63.58	---	---	Peak																																																															
Over	Limit	ReadAntenna	Cable	Preamp	A/Pos	T/Pos	Remark																																																																			
Freq	Level	Limit	Level	Factor	Loss	Factor																																																																				
MHz	dBuV/m	dB	dBuV/m	dBuV	dB/m	dB	dB																																																																			
1	14230.00	45.63	-42.57	88.20	57.40	39.08	12.73	63.58	---	---	Peak																																																															



	139																																																																											
Mode	Band Edge																																																																											
	U-NII-8_6.875-7.125_802.11ax HE20_CH233_Partial RU_7115MHz																																																																											
ANT	CDD 14+15																																																																											
Pol.	Horizontal	Fundamental																																																																										
Peak	<p style="text-align: right;">Date: 2024-09-02</p> <table border="1"> <thead> <tr> <th>Limit</th> <th>Read</th> <th>Ant</th> <th>Cable</th> <th>Preamp</th> <th>APos</th> <th>TPos</th> <th>Remark</th> </tr> <tr> <th>Freq</th> <th>Level</th> <th>Line Margin</th> <th>Level Factor</th> <th>Loss Factor</th> <th></th> <th></th> <th></th> </tr> <tr> <th>MHz</th> <th>dBuV/m</th> <th>dBuV/m</th> <th>dB</th> <th>dBuV</th> <th>dB/m</th> <th>dB</th> <th>cm</th> <th>deg</th> </tr> </thead> <tbody> <tr> <td>1</td> <td>7125.01</td> <td>64.57</td> <td>88.20</td> <td>-23.63</td> <td>53.85</td> <td>35.47</td> <td>8.68</td> <td>33.43</td> <td>100</td> <td>350</td> <td>PEAK</td> </tr> </tbody> </table>	Limit	Read	Ant	Cable	Preamp	APos	TPos	Remark	Freq	Level	Line Margin	Level Factor	Loss Factor				MHz	dBuV/m	dBuV/m	dB	dBuV	dB/m	dB	cm	deg	1	7125.01	64.57	88.20	-23.63	53.85	35.47	8.68	33.43	100	350	PEAK	<p style="text-align: right;">Date: 2024-09-03</p> <table border="1"> <thead> <tr> <th>Limit</th> <th>Read</th> <th>Ant</th> <th>Cable</th> <th>Preamp</th> <th>APos</th> <th>TPos</th> <th>Remark</th> </tr> <tr> <th>Freq</th> <th>Level</th> <th>Line Margin</th> <th>Level Factor</th> <th>Loss Factor</th> <th></th> <th></th> <th></th> </tr> <tr> <th>MHz</th> <th>dBuV/m</th> <th>dBuV/m</th> <th>dB</th> <th>dBuV</th> <th>dB/m</th> <th>dB</th> <th>cm</th> <th>deg</th> </tr> </thead> <tbody> <tr> <td>1</td> <td>7115.00</td> <td>80.03</td> <td>-----</td> <td>-----</td> <td>69.31</td> <td>35.47</td> <td>8.68</td> <td>33.43</td> <td>100</td> <td>350</td> <td>PEAK</td> </tr> </tbody> </table>	Limit	Read	Ant	Cable	Preamp	APos	TPos	Remark	Freq	Level	Line Margin	Level Factor	Loss Factor				MHz	dBuV/m	dBuV/m	dB	dBuV	dB/m	dB	cm	deg	1	7115.00	80.03	-----	-----	69.31	35.47	8.68	33.43	100	350	PEAK
	Limit	Read	Ant	Cable	Preamp	APos	TPos	Remark																																																																				
Freq	Level	Line Margin	Level Factor	Loss Factor																																																																								
MHz	dBuV/m	dBuV/m	dB	dBuV	dB/m	dB	cm	deg																																																																				
1	7125.01	64.57	88.20	-23.63	53.85	35.47	8.68	33.43	100	350	PEAK																																																																	
Limit	Read	Ant	Cable	Preamp	APos	TPos	Remark																																																																					
Freq	Level	Line Margin	Level Factor	Loss Factor																																																																								
MHz	dBuV/m	dBuV/m	dB	dBuV	dB/m	dB	cm	deg																																																																				
1	7115.00	80.03	-----	-----	69.31	35.47	8.68	33.43	100	350	PEAK																																																																	
Avg	<p style="text-align: right;">Date: 2024-09-02</p> <table border="1"> <thead> <tr> <th>Limit</th> <th>Read</th> <th>Ant</th> <th>Cable</th> <th>Preamp</th> <th>APos</th> <th>TPos</th> <th>Remark</th> </tr> <tr> <th>Freq</th> <th>Level</th> <th>Line Margin</th> <th>Level Factor</th> <th>Loss Factor</th> <th></th> <th></th> <th></th> </tr> <tr> <th>MHz</th> <th>dBuV/m</th> <th>dBuV/m</th> <th>dB</th> <th>dBuV</th> <th>dB/m</th> <th>dB</th> <th>cm</th> <th>deg</th> </tr> </thead> <tbody> <tr> <td>1</td> <td>7125.11</td> <td>62.31</td> <td>68.20</td> <td>-5.89</td> <td>51.59</td> <td>35.47</td> <td>8.68</td> <td>33.43</td> <td>100</td> <td>350</td> <td>AVERAGE</td> </tr> <tr> <td>2</td> <td>7315.22</td> <td>40.68</td> <td>54.00</td> <td>-13.32</td> <td>29.92</td> <td>35.44</td> <td>8.94</td> <td>33.62</td> <td>100</td> <td>350</td> <td>AVERAGE</td> </tr> </tbody> </table>	Limit	Read	Ant	Cable	Preamp	APos	TPos	Remark	Freq	Level	Line Margin	Level Factor	Loss Factor				MHz	dBuV/m	dBuV/m	dB	dBuV	dB/m	dB	cm	deg	1	7125.11	62.31	68.20	-5.89	51.59	35.47	8.68	33.43	100	350	AVERAGE	2	7315.22	40.68	54.00	-13.32	29.92	35.44	8.94	33.62	100	350	AVERAGE																										
Limit	Read	Ant	Cable	Preamp	APos	TPos	Remark																																																																					
Freq	Level	Line Margin	Level Factor	Loss Factor																																																																								
MHz	dBuV/m	dBuV/m	dB	dBuV	dB/m	dB	cm	deg																																																																				
1	7125.11	62.31	68.20	-5.89	51.59	35.47	8.68	33.43	100	350	AVERAGE																																																																	
2	7315.22	40.68	54.00	-13.32	29.92	35.44	8.94	33.62	100	350	AVERAGE																																																																	



		139																																																																				
Mode	Band Edge																																																																					
	U-NII-8_6.875-7.125_802.11ax HE20_CH233_Partial RU_7115MHz																																																																					
ANT	CDD 14+15																																																																					
Pol.	Vertical	Fundamental																																																																				
Peak	<p style="text-align: right;">Date: 2024-09-02</p> <table border="1"> <thead> <tr> <th>Limit</th> <th>Read</th> <th>Ant</th> <th>Cable</th> <th>Preamp</th> <th>APos</th> <th>TPos</th> <th>Remark</th> </tr> <tr> <th>Freq</th> <th>Level</th> <th>Line Margin</th> <th>Level Factor</th> <th>Loss Factor</th> <th>dB</th> <th>cm</th> <th>deg</th> </tr> </thead> <tbody> <tr> <td>1</td> <td>7125.11</td> <td>69.46</td> <td>88.20</td> <td>-18.74</td> <td>58.74</td> <td>35.47</td> <td>8.68</td> <td>33.43</td> <td>263</td> <td>0</td> <td>PEAK</td> </tr> <tr> <td>2</td> <td>7303.24</td> <td>49.68</td> <td>74.00</td> <td>-24.32</td> <td>38.93</td> <td>35.44</td> <td>8.91</td> <td>33.60</td> <td>263</td> <td>0</td> <td>PEAK</td> </tr> </tbody> </table>	Limit	Read	Ant	Cable	Preamp	APos	TPos	Remark	Freq	Level	Line Margin	Level Factor	Loss Factor	dB	cm	deg	1	7125.11	69.46	88.20	-18.74	58.74	35.47	8.68	33.43	263	0	PEAK	2	7303.24	49.68	74.00	-24.32	38.93	35.44	8.91	33.60	263	0	PEAK	<p style="text-align: right;">Date: 2024-09-03</p> <table border="1"> <thead> <tr> <th>Limit</th> <th>Read</th> <th>Ant</th> <th>Cable</th> <th>Preamp</th> <th>APos</th> <th>TPos</th> <th>Remark</th> </tr> <tr> <th>Freq</th> <th>Level</th> <th>Line Margin</th> <th>Level Factor</th> <th>Loss Factor</th> <th>dB</th> <th>cm</th> <th>deg</th> </tr> </thead> <tbody> <tr> <td>1</td> <td>7115.00</td> <td>81.40</td> <td>-----</td> <td>-----</td> <td>70.65</td> <td>35.48</td> <td>8.69</td> <td>33.42</td> <td>263</td> <td>0</td> <td>PEAK</td> </tr> </tbody> </table>	Limit	Read	Ant	Cable	Preamp	APos	TPos	Remark	Freq	Level	Line Margin	Level Factor	Loss Factor	dB	cm	deg	1	7115.00	81.40	-----	-----	70.65	35.48	8.69	33.42	263	0	PEAK
	Limit	Read	Ant	Cable	Preamp	APos	TPos	Remark																																																														
Freq	Level	Line Margin	Level Factor	Loss Factor	dB	cm	deg																																																															
1	7125.11	69.46	88.20	-18.74	58.74	35.47	8.68	33.43	263	0	PEAK																																																											
2	7303.24	49.68	74.00	-24.32	38.93	35.44	8.91	33.60	263	0	PEAK																																																											
Limit	Read	Ant	Cable	Preamp	APos	TPos	Remark																																																															
Freq	Level	Line Margin	Level Factor	Loss Factor	dB	cm	deg																																																															
1	7115.00	81.40	-----	-----	70.65	35.48	8.69	33.42	263	0	PEAK																																																											
Avg	<p style="text-align: right;">Date: 2024-09-03</p> <table border="1"> <thead> <tr> <th>Limit</th> <th>Read</th> <th>Ant</th> <th>Cable</th> <th>Preamp</th> <th>APos</th> <th>TPos</th> <th>Remark</th> </tr> <tr> <th>Freq</th> <th>Level</th> <th>Line Margin</th> <th>Level Factor</th> <th>Loss Factor</th> <th>dB</th> <th>cm</th> <th>deg</th> </tr> </thead> <tbody> <tr> <td>1</td> <td>7125.11</td> <td>62.62</td> <td>68.20</td> <td>-5.58</td> <td>51.90</td> <td>35.47</td> <td>8.68</td> <td>33.43</td> <td>263</td> <td>0</td> <td>AVERAGE</td> </tr> <tr> <td>2</td> <td>7274.57</td> <td>40.68</td> <td>54.00</td> <td>-13.32</td> <td>30.01</td> <td>35.44</td> <td>8.81</td> <td>33.58</td> <td>263</td> <td>0</td> <td>AVERAGE</td> </tr> </tbody> </table>	Limit	Read	Ant	Cable	Preamp	APos	TPos	Remark	Freq	Level	Line Margin	Level Factor	Loss Factor	dB	cm	deg	1	7125.11	62.62	68.20	-5.58	51.90	35.47	8.68	33.43	263	0	AVERAGE	2	7274.57	40.68	54.00	-13.32	30.01	35.44	8.81	33.58	263	0	AVERAGE	<p style="text-align: right;">Date: 2024-09-02</p> <table border="1"> <thead> <tr> <th>Limit</th> <th>Read</th> <th>Ant</th> <th>Cable</th> <th>Preamp</th> <th>APos</th> <th>TPos</th> <th>Remark</th> </tr> <tr> <th>Freq</th> <th>Level</th> <th>Line Margin</th> <th>Level Factor</th> <th>Loss Factor</th> <th>dB</th> <th>cm</th> <th>deg</th> </tr> </thead> <tbody> <tr> <td>1</td> <td>7115.00</td> <td>73.16</td> <td>68.20</td> <td>4.96</td> <td>62.44</td> <td>35.47</td> <td>8.68</td> <td>33.43</td> <td>100</td> <td>350</td> <td>AVERAGE</td> </tr> </tbody> </table>	Limit	Read	Ant	Cable	Preamp	APos	TPos	Remark	Freq	Level	Line Margin	Level Factor	Loss Factor	dB	cm	deg	1	7115.00	73.16	68.20	4.96	62.44	35.47	8.68	33.43	100	350	AVERAGE
	Limit	Read	Ant	Cable	Preamp	APos	TPos	Remark																																																														
Freq	Level	Line Margin	Level Factor	Loss Factor	dB	cm	deg																																																															
1	7125.11	62.62	68.20	-5.58	51.90	35.47	8.68	33.43	263	0	AVERAGE																																																											
2	7274.57	40.68	54.00	-13.32	30.01	35.44	8.81	33.58	263	0	AVERAGE																																																											
Limit	Read	Ant	Cable	Preamp	APos	TPos	Remark																																																															
Freq	Level	Line Margin	Level Factor	Loss Factor	dB	cm	deg																																																															
1	7115.00	73.16	68.20	4.96	62.44	35.47	8.68	33.43	100	350	AVERAGE																																																											



Mode	140																																																																																					
	Band Edge																																																																																					
	U-NII-8_6.875-7.125_802.11be EHT20_CH233_Full RU_7115MHz																																																																																					
ANT	CDD 14+15																																																																																					
Pol.	Horizontal	Fundamental																																																																																				
Peak	<table border="1"> <thead> <tr> <th>Limit</th> <th>Read</th> <th>Ant</th> <th>Cable</th> <th>Preamp</th> <th>APos</th> <th>TPos</th> <th>Remark</th> </tr> <tr> <th>Freq</th> <th>Level</th> <th>Line Margin</th> <th>Level Factor</th> <th>Loss Factor</th> <th></th> <th></th> <th></th> </tr> <tr> <th>MHz</th> <th>dBuV/m</th> <th>dBuV/m</th> <th>dB</th> <th>dBuV</th> <th>dB/m</th> <th>dB</th> <th>dB</th> </tr> </thead> <tbody> <tr> <td>1</td> <td>7125.11</td> <td>69.43</td> <td>88.20</td> <td>-18.77</td> <td>58.71</td> <td>35.47</td> <td>8.68</td> <td>33.43</td> <td>100</td> <td>351</td> <td>PEAK</td> </tr> <tr> <td>2</td> <td>7341.07</td> <td>50.81</td> <td>74.00</td> <td>-23.19</td> <td>39.99</td> <td>35.43</td> <td>9.03</td> <td>33.64</td> <td>100</td> <td>351</td> <td>PEAK</td> </tr> </tbody> </table>	Limit	Read	Ant	Cable	Preamp	APos	TPos	Remark	Freq	Level	Line Margin	Level Factor	Loss Factor				MHz	dBuV/m	dBuV/m	dB	dBuV	dB/m	dB	dB	1	7125.11	69.43	88.20	-18.77	58.71	35.47	8.68	33.43	100	351	PEAK	2	7341.07	50.81	74.00	-23.19	39.99	35.43	9.03	33.64	100	351	PEAK	<table border="1"> <thead> <tr> <th>Limit</th> <th>Read</th> <th>Ant</th> <th>Cable</th> <th>Preamp</th> <th>APos</th> <th>TPos</th> <th>Remark</th> </tr> <tr> <th>Freq</th> <th>Level</th> <th>Line Margin</th> <th>Level Factor</th> <th>Loss Factor</th> <th></th> <th></th> <th></th> </tr> <tr> <th>MHz</th> <th>dBuV/m</th> <th>dBuV/m</th> <th>dB</th> <th>dBuV</th> <th>dB/m</th> <th>dB</th> <th>dB</th> </tr> </thead> <tbody> <tr> <td>1</td> <td>7115.00</td> <td>80.13</td> <td>-----</td> <td>-----</td> <td>69.41</td> <td>35.47</td> <td>8.68</td> <td>33.43</td> <td>100</td> <td>351</td> <td>PEAK</td> </tr> </tbody> </table>	Limit	Read	Ant	Cable	Preamp	APos	TPos	Remark	Freq	Level	Line Margin	Level Factor	Loss Factor				MHz	dBuV/m	dBuV/m	dB	dBuV	dB/m	dB	dB	1	7115.00	80.13	-----	-----	69.41	35.47	8.68	33.43	100	351	PEAK
	Limit	Read	Ant	Cable	Preamp	APos	TPos	Remark																																																																														
Freq	Level	Line Margin	Level Factor	Loss Factor																																																																																		
MHz	dBuV/m	dBuV/m	dB	dBuV	dB/m	dB	dB																																																																															
1	7125.11	69.43	88.20	-18.77	58.71	35.47	8.68	33.43	100	351	PEAK																																																																											
2	7341.07	50.81	74.00	-23.19	39.99	35.43	9.03	33.64	100	351	PEAK																																																																											
Limit	Read	Ant	Cable	Preamp	APos	TPos	Remark																																																																															
Freq	Level	Line Margin	Level Factor	Loss Factor																																																																																		
MHz	dBuV/m	dBuV/m	dB	dBuV	dB/m	dB	dB																																																																															
1	7115.00	80.13	-----	-----	69.41	35.47	8.68	33.43	100	351	PEAK																																																																											
Avg	<table border="1"> <thead> <tr> <th>Limit</th> <th>Read</th> <th>Ant</th> <th>Cable</th> <th>Preamp</th> <th>APos</th> <th>TPos</th> <th>Remark</th> </tr> <tr> <th>Freq</th> <th>Level</th> <th>Line Margin</th> <th>Level Factor</th> <th>Loss Factor</th> <th></th> <th></th> <th></th> </tr> <tr> <th>MHz</th> <th>dBuV/m</th> <th>dBuV/m</th> <th>dB</th> <th>dBuV</th> <th>dB/m</th> <th>dB</th> <th>dB</th> </tr> </thead> <tbody> <tr> <td>1</td> <td>7125.11</td> <td>61.78</td> <td>68.20</td> <td>-6.42</td> <td>51.06</td> <td>35.47</td> <td>8.68</td> <td>33.43</td> <td>100</td> <td>351</td> <td>AVERAGE</td> </tr> <tr> <td>2</td> <td>7269.16</td> <td>40.73</td> <td>54.00</td> <td>-13.27</td> <td>30.05</td> <td>35.45</td> <td>8.80</td> <td>33.57</td> <td>100</td> <td>351</td> <td>AVERAGE</td> </tr> </tbody> </table>	Limit	Read	Ant	Cable	Preamp	APos	TPos	Remark	Freq	Level	Line Margin	Level Factor	Loss Factor				MHz	dBuV/m	dBuV/m	dB	dBuV	dB/m	dB	dB	1	7125.11	61.78	68.20	-6.42	51.06	35.47	8.68	33.43	100	351	AVERAGE	2	7269.16	40.73	54.00	-13.27	30.05	35.45	8.80	33.57	100	351	AVERAGE	<table border="1"> <thead> <tr> <th>Limit</th> <th>Read</th> <th>Ant</th> <th>Cable</th> <th>Preamp</th> <th>APos</th> <th>TPos</th> <th>Remark</th> </tr> <tr> <th>Freq</th> <th>Level</th> <th>Line Margin</th> <th>Level Factor</th> <th>Loss Factor</th> <th></th> <th></th> <th></th> </tr> <tr> <th>MHz</th> <th>dBuV/m</th> <th>dBuV/m</th> <th>dB</th> <th>dBuV</th> <th>dB/m</th> <th>dB</th> <th>dB</th> </tr> </thead> <tbody> <tr> <td>1</td> <td>7115.00</td> <td>71.78</td> <td>-----</td> <td>-----</td> <td>61.06</td> <td>35.47</td> <td>8.68</td> <td>33.43</td> <td>100</td> <td>351</td> <td>AVERAGE</td> </tr> </tbody> </table>	Limit	Read	Ant	Cable	Preamp	APos	TPos	Remark	Freq	Level	Line Margin	Level Factor	Loss Factor				MHz	dBuV/m	dBuV/m	dB	dBuV	dB/m	dB	dB	1	7115.00	71.78	-----	-----	61.06	35.47	8.68	33.43	100	351	AVERAGE
Limit	Read	Ant	Cable	Preamp	APos	TPos	Remark																																																																															
Freq	Level	Line Margin	Level Factor	Loss Factor																																																																																		
MHz	dBuV/m	dBuV/m	dB	dBuV	dB/m	dB	dB																																																																															
1	7125.11	61.78	68.20	-6.42	51.06	35.47	8.68	33.43	100	351	AVERAGE																																																																											
2	7269.16	40.73	54.00	-13.27	30.05	35.45	8.80	33.57	100	351	AVERAGE																																																																											
Limit	Read	Ant	Cable	Preamp	APos	TPos	Remark																																																																															
Freq	Level	Line Margin	Level Factor	Loss Factor																																																																																		
MHz	dBuV/m	dBuV/m	dB	dBuV	dB/m	dB	dB																																																																															
1	7115.00	71.78	-----	-----	61.06	35.47	8.68	33.43	100	351	AVERAGE																																																																											



		140																																																																																				
Mode		Band Edge																																																																																				
		U-NII-8_6.875-7.125_802.11be EHT20_CH233_Full RU_7115MHz																																																																																				
ANT		CDD 14+15																																																																																				
Pol.		Vertical	Fundamental																																																																																			
Peak	<p style="text-align: right;">Date: 2024-08-18</p> <table border="1"> <thead> <tr> <th>Limit</th> <th>Read</th> <th>Ant</th> <th>Cable</th> <th>Preamp</th> <th>Apos</th> <th>TPos</th> <th>Remark</th> </tr> <tr> <th>Freq</th> <th>Level</th> <th>Line Margin</th> <th>Level Factor</th> <th>Loss Factor</th> <th></th> <th></th> <th></th> </tr> <tr> <th>MHz</th> <th>dBuV/m</th> <th>dBuV/m</th> <th>dB</th> <th>dBuV</th> <th>dB/m</th> <th>dB</th> <th>dB</th> </tr> </thead> <tbody> <tr> <td>1</td> <td>7125.34</td> <td>69.42</td> <td>88.20</td> <td>-18.78</td> <td>58.70</td> <td>35.47</td> <td>8.68</td> <td>33.43</td> <td>216</td> <td>0</td> <td>PEAK</td> </tr> <tr> <td>2</td> <td>7255.06</td> <td>50.16</td> <td>74.00</td> <td>-23.84</td> <td>39.52</td> <td>35.45</td> <td>8.75</td> <td>33.56</td> <td>216</td> <td>0</td> <td>PEAK</td> </tr> </tbody> </table>	Limit	Read	Ant	Cable	Preamp	Apos	TPos	Remark	Freq	Level	Line Margin	Level Factor	Loss Factor				MHz	dBuV/m	dBuV/m	dB	dBuV	dB/m	dB	dB	1	7125.34	69.42	88.20	-18.78	58.70	35.47	8.68	33.43	216	0	PEAK	2	7255.06	50.16	74.00	-23.84	39.52	35.45	8.75	33.56	216	0	PEAK	<p style="text-align: right;">Date: 2024-08-18</p> <table border="1"> <thead> <tr> <th>Limit</th> <th>Read</th> <th>Ant</th> <th>Cable</th> <th>Preamp</th> <th>Apos</th> <th>TPos</th> <th>Remark</th> </tr> <tr> <th>Freq</th> <th>Level</th> <th>Line Margin</th> <th>Level Factor</th> <th>Loss Factor</th> <th></th> <th></th> <th></th> </tr> <tr> <th>MHz</th> <th>dBuV/m</th> <th>dBuV/m</th> <th>dB</th> <th>dBuV</th> <th>dB/m</th> <th>dB</th> <th>dB</th> </tr> </thead> <tbody> <tr> <td>1</td> <td>7115.00</td> <td>81.96</td> <td>-----</td> <td>-----</td> <td>71.18</td> <td>35.48</td> <td>8.71</td> <td>33.41</td> <td>216</td> <td>0</td> <td>PEAK</td> </tr> </tbody> </table>	Limit	Read	Ant	Cable	Preamp	Apos	TPos	Remark	Freq	Level	Line Margin	Level Factor	Loss Factor				MHz	dBuV/m	dBuV/m	dB	dBuV	dB/m	dB	dB	1	7115.00	81.96	-----	-----	71.18	35.48	8.71	33.41	216	0	PEAK
	Limit	Read	Ant	Cable	Preamp	Apos	TPos	Remark																																																																														
Freq	Level	Line Margin	Level Factor	Loss Factor																																																																																		
MHz	dBuV/m	dBuV/m	dB	dBuV	dB/m	dB	dB																																																																															
1	7125.34	69.42	88.20	-18.78	58.70	35.47	8.68	33.43	216	0	PEAK																																																																											
2	7255.06	50.16	74.00	-23.84	39.52	35.45	8.75	33.56	216	0	PEAK																																																																											
Limit	Read	Ant	Cable	Preamp	Apos	TPos	Remark																																																																															
Freq	Level	Line Margin	Level Factor	Loss Factor																																																																																		
MHz	dBuV/m	dBuV/m	dB	dBuV	dB/m	dB	dB																																																																															
1	7115.00	81.96	-----	-----	71.18	35.48	8.71	33.41	216	0	PEAK																																																																											
Avg	<p style="text-align: right;">Date: 2024-08-18</p> <table border="1"> <thead> <tr> <th>Limit</th> <th>Read</th> <th>Ant</th> <th>Cable</th> <th>Preamp</th> <th>Apos</th> <th>TPos</th> <th>Remark</th> </tr> <tr> <th>Freq</th> <th>Level</th> <th>Line Margin</th> <th>Level Factor</th> <th>Loss Factor</th> <th></th> <th></th> <th></th> </tr> <tr> <th>MHz</th> <th>dBuV/m</th> <th>dBuV/m</th> <th>dB</th> <th>dBuV</th> <th>dB/m</th> <th>dB</th> <th>dB</th> </tr> </thead> <tbody> <tr> <td>1</td> <td>7125.11</td> <td>62.91</td> <td>68.20</td> <td>-5.29</td> <td>52.19</td> <td>35.47</td> <td>8.68</td> <td>33.43</td> <td>216</td> <td>0</td> <td>AVERAGE</td> </tr> <tr> <td>2</td> <td>7306.06</td> <td>40.76</td> <td>54.00</td> <td>-13.24</td> <td>30.02</td> <td>35.44</td> <td>8.91</td> <td>33.61</td> <td>216</td> <td>0</td> <td>AVERAGE</td> </tr> </tbody> </table>	Limit	Read	Ant	Cable	Preamp	Apos	TPos	Remark	Freq	Level	Line Margin	Level Factor	Loss Factor				MHz	dBuV/m	dBuV/m	dB	dBuV	dB/m	dB	dB	1	7125.11	62.91	68.20	-5.29	52.19	35.47	8.68	33.43	216	0	AVERAGE	2	7306.06	40.76	54.00	-13.24	30.02	35.44	8.91	33.61	216	0	AVERAGE	<p style="text-align: right;">Date: 2024-08-18</p> <table border="1"> <thead> <tr> <th>Limit</th> <th>Read</th> <th>Ant</th> <th>Cable</th> <th>Preamp</th> <th>Apos</th> <th>TPos</th> <th>Remark</th> </tr> <tr> <th>Freq</th> <th>Level</th> <th>Line Margin</th> <th>Level Factor</th> <th>Loss Factor</th> <th></th> <th></th> <th></th> </tr> <tr> <th>MHz</th> <th>dBuV/m</th> <th>dBuV/m</th> <th>dB</th> <th>dBuV</th> <th>dB/m</th> <th>dB</th> <th>dB</th> </tr> </thead> <tbody> <tr> <td>1</td> <td>7115.00</td> <td>72.70</td> <td>-----</td> <td>-----</td> <td>61.98</td> <td>35.47</td> <td>8.68</td> <td>33.43</td> <td>216</td> <td>0</td> <td>AVERAGE</td> </tr> </tbody> </table>	Limit	Read	Ant	Cable	Preamp	Apos	TPos	Remark	Freq	Level	Line Margin	Level Factor	Loss Factor				MHz	dBuV/m	dBuV/m	dB	dBuV	dB/m	dB	dB	1	7115.00	72.70	-----	-----	61.98	35.47	8.68	33.43	216	0	AVERAGE
Limit	Read	Ant	Cable	Preamp	Apos	TPos	Remark																																																																															
Freq	Level	Line Margin	Level Factor	Loss Factor																																																																																		
MHz	dBuV/m	dBuV/m	dB	dBuV	dB/m	dB	dB																																																																															
1	7125.11	62.91	68.20	-5.29	52.19	35.47	8.68	33.43	216	0	AVERAGE																																																																											
2	7306.06	40.76	54.00	-13.24	30.02	35.44	8.91	33.61	216	0	AVERAGE																																																																											
Limit	Read	Ant	Cable	Preamp	Apos	TPos	Remark																																																																															
Freq	Level	Line Margin	Level Factor	Loss Factor																																																																																		
MHz	dBuV/m	dBuV/m	dB	dBuV	dB/m	dB	dB																																																																															
1	7115.00	72.70	-----	-----	61.98	35.47	8.68	33.43	216	0	AVERAGE																																																																											



Mode	140																																																																		
	Harmonic																																																																		
	U-NII-8_6.875-7.125_802.11be EHT20_CH233_Full RU_7115MHz																																																																		
ANT	CDD 14+15																																																																		
Pol.	Horizontal	Vertical																																																																	
Peak Avg																																																																			
	<table border="1"> <thead> <tr> <th>Limit</th> <th>Read</th> <th>Ant</th> <th>Cable</th> <th>Preamp</th> <th>APos</th> <th>TPos</th> <th>Remark</th> </tr> <tr> <th>Freq</th> <th>Level</th> <th>Line Margin</th> <th>Level Factor</th> <th>Loss Factor</th> <th></th> <th></th> <th></th> </tr> <tr> <th>MHz</th> <th>dBuV/m</th> <th>dBuV/m</th> <th>dB</th> <th>dBuV</th> <th>dB/m</th> <th>dB</th> <th>dB</th> </tr> </thead> <tbody> <tr> <td>1 14230.00</td> <td>45.20</td> <td>88.20</td> <td>-43.00</td> <td>57.50</td> <td>38.55</td> <td>12.73</td> <td>63.58</td> <td>-- -- Peak</td> </tr> </tbody> </table>	Limit	Read	Ant	Cable	Preamp	APos	TPos	Remark	Freq	Level	Line Margin	Level Factor	Loss Factor				MHz	dBuV/m	dBuV/m	dB	dBuV	dB/m	dB	dB	1 14230.00	45.20	88.20	-43.00	57.50	38.55	12.73	63.58	-- -- Peak	<table border="1"> <thead> <tr> <th>Limit</th> <th>Read</th> <th>Ant</th> <th>Cable</th> <th>Preamp</th> <th>APos</th> <th>TPos</th> <th>Remark</th> </tr> <tr> <th>Freq</th> <th>Level</th> <th>Line Margin</th> <th>Level Factor</th> <th>Loss Factor</th> <th></th> <th></th> <th></th> </tr> <tr> <th>MHz</th> <th>dBuV/m</th> <th>dBuV/m</th> <th>dB</th> <th>dBuV</th> <th>dB/m</th> <th>dB</th> <th>dB</th> </tr> </thead> <tbody> <tr> <td>1 14230.00</td> <td>46.23</td> <td>88.20</td> <td>-41.97</td> <td>58.53</td> <td>38.55</td> <td>12.73</td> <td>63.58</td> <td>-- -- Peak</td> </tr> </tbody> </table>	Limit	Read	Ant	Cable	Preamp	APos	TPos	Remark	Freq	Level	Line Margin	Level Factor	Loss Factor				MHz	dBuV/m	dBuV/m	dB	dBuV	dB/m	dB	dB	1 14230.00	46.23	88.20	-41.97	58.53	38.55	12.73	63.58
Limit	Read	Ant	Cable	Preamp	APos	TPos	Remark																																																												
Freq	Level	Line Margin	Level Factor	Loss Factor																																																															
MHz	dBuV/m	dBuV/m	dB	dBuV	dB/m	dB	dB																																																												
1 14230.00	45.20	88.20	-43.00	57.50	38.55	12.73	63.58	-- -- Peak																																																											
Limit	Read	Ant	Cable	Preamp	APos	TPos	Remark																																																												
Freq	Level	Line Margin	Level Factor	Loss Factor																																																															
MHz	dBuV/m	dBuV/m	dB	dBuV	dB/m	dB	dB																																																												
1 14230.00	46.23	88.20	-41.97	58.53	38.55	12.73	63.58	-- -- Peak																																																											



		141																																																																																				
Mode	Band Edge																																																																																					
	U-NII-8_6.875-7.125_802.11be EHT20_CH233_Single RU_7115MHz																																																																																					
ANT	CDD 14+15																																																																																					
Pol.	Horizontal	Fundamental																																																																																				
Peak	<p style="text-align: right;">Date: 2024-09-02</p> <table border="1"> <thead> <tr> <th>Limit</th> <th>Read</th> <th>Ant</th> <th>Cable</th> <th>Preamp</th> <th>APos</th> <th>TPos</th> <th>Remark</th> </tr> <tr> <th>Freq</th> <th>Level</th> <th>Line Margin</th> <th>Level</th> <th>Factor</th> <th>Loss Factor</th> <th></th> <th></th> </tr> <tr> <th>MHz</th> <th>dBuV/m</th> <th>dBuV/m</th> <th>dB</th> <th>dBuV</th> <th>dB/m</th> <th>dB</th> <th>cm</th> </tr> </thead> <tbody> <tr> <td>1</td> <td>7125.11</td> <td>70.24</td> <td>88.20</td> <td>-17.96</td> <td>59.52</td> <td>35.47</td> <td>8.68</td> <td>33.43</td> <td>100</td> <td>354</td> <td>PEAK</td> </tr> <tr> <td>2</td> <td>7259.29</td> <td>50.23</td> <td>74.00</td> <td>-23.77</td> <td>39.57</td> <td>35.45</td> <td>8.77</td> <td>33.56</td> <td>100</td> <td>354</td> <td>PEAK</td> </tr> </tbody> </table>	Limit	Read	Ant	Cable	Preamp	APos	TPos	Remark	Freq	Level	Line Margin	Level	Factor	Loss Factor			MHz	dBuV/m	dBuV/m	dB	dBuV	dB/m	dB	cm	1	7125.11	70.24	88.20	-17.96	59.52	35.47	8.68	33.43	100	354	PEAK	2	7259.29	50.23	74.00	-23.77	39.57	35.45	8.77	33.56	100	354	PEAK	<p style="text-align: right;">Date: 2024-09-03</p> <table border="1"> <thead> <tr> <th>Limit</th> <th>Read</th> <th>Ant</th> <th>Cable</th> <th>Preamp</th> <th>APos</th> <th>TPos</th> <th>Remark</th> </tr> <tr> <th>Freq</th> <th>Level</th> <th>Line Margin</th> <th>Level</th> <th>Factor</th> <th>Loss Factor</th> <th></th> <th></th> </tr> <tr> <th>MHz</th> <th>dBuV/m</th> <th>dBuV/m</th> <th>dB</th> <th>dBuV</th> <th>dB/m</th> <th>dB</th> <th>cm</th> </tr> </thead> <tbody> <tr> <td>1</td> <td>7115.00</td> <td>79.65</td> <td>-----</td> <td>-----</td> <td>68.93</td> <td>35.47</td> <td>8.68</td> <td>33.43</td> <td>100</td> <td>354</td> <td>PEAK</td> </tr> </tbody> </table>	Limit	Read	Ant	Cable	Preamp	APos	TPos	Remark	Freq	Level	Line Margin	Level	Factor	Loss Factor			MHz	dBuV/m	dBuV/m	dB	dBuV	dB/m	dB	cm	1	7115.00	79.65	-----	-----	68.93	35.47	8.68	33.43	100	354	PEAK
	Limit	Read	Ant	Cable	Preamp	APos	TPos	Remark																																																																														
Freq	Level	Line Margin	Level	Factor	Loss Factor																																																																																	
MHz	dBuV/m	dBuV/m	dB	dBuV	dB/m	dB	cm																																																																															
1	7125.11	70.24	88.20	-17.96	59.52	35.47	8.68	33.43	100	354	PEAK																																																																											
2	7259.29	50.23	74.00	-23.77	39.57	35.45	8.77	33.56	100	354	PEAK																																																																											
Limit	Read	Ant	Cable	Preamp	APos	TPos	Remark																																																																															
Freq	Level	Line Margin	Level	Factor	Loss Factor																																																																																	
MHz	dBuV/m	dBuV/m	dB	dBuV	dB/m	dB	cm																																																																															
1	7115.00	79.65	-----	-----	68.93	35.47	8.68	33.43	100	354	PEAK																																																																											
Avg	<p style="text-align: right;">Date: 2024-09-03</p> <table border="1"> <thead> <tr> <th>Limit</th> <th>Read</th> <th>Ant</th> <th>Cable</th> <th>Preamp</th> <th>APos</th> <th>TPos</th> <th>Remark</th> </tr> <tr> <th>Freq</th> <th>Level</th> <th>Line Margin</th> <th>Level</th> <th>Factor</th> <th>Loss Factor</th> <th></th> <th></th> </tr> <tr> <th>MHz</th> <th>dBuV/m</th> <th>dBuV/m</th> <th>dB</th> <th>dBuV</th> <th>dB/m</th> <th>dB</th> <th>cm</th> </tr> </thead> <tbody> <tr> <td>1</td> <td>7125.11</td> <td>62.82</td> <td>68.20</td> <td>-5.38</td> <td>52.10</td> <td>35.47</td> <td>8.68</td> <td>33.43</td> <td>100</td> <td>354</td> <td>AVERAGE</td> </tr> <tr> <td>2</td> <td>7276.21</td> <td>40.61</td> <td>54.00</td> <td>-13.39</td> <td>29.93</td> <td>35.44</td> <td>8.82</td> <td>33.58</td> <td>100</td> <td>354</td> <td>AVERAGE</td> </tr> </tbody> </table>	Limit	Read	Ant	Cable	Preamp	APos	TPos	Remark	Freq	Level	Line Margin	Level	Factor	Loss Factor			MHz	dBuV/m	dBuV/m	dB	dBuV	dB/m	dB	cm	1	7125.11	62.82	68.20	-5.38	52.10	35.47	8.68	33.43	100	354	AVERAGE	2	7276.21	40.61	54.00	-13.39	29.93	35.44	8.82	33.58	100	354	AVERAGE	<p style="text-align: right;">Date: 2024-09-03</p> <table border="1"> <thead> <tr> <th>Limit</th> <th>Read</th> <th>Ant</th> <th>Cable</th> <th>Preamp</th> <th>APos</th> <th>TPos</th> <th>Remark</th> </tr> <tr> <th>Freq</th> <th>Level</th> <th>Line Margin</th> <th>Level</th> <th>Factor</th> <th>Loss Factor</th> <th></th> <th></th> </tr> <tr> <th>MHz</th> <th>dBuV/m</th> <th>dBuV/m</th> <th>dB</th> <th>dBuV</th> <th>dB/m</th> <th>dB</th> <th>cm</th> </tr> </thead> <tbody> <tr> <td>1</td> <td>7115.00</td> <td>73.01</td> <td>-----</td> <td>-----</td> <td>62.29</td> <td>35.47</td> <td>8.68</td> <td>33.43</td> <td>100</td> <td>354</td> <td>AVERAGE</td> </tr> </tbody> </table>	Limit	Read	Ant	Cable	Preamp	APos	TPos	Remark	Freq	Level	Line Margin	Level	Factor	Loss Factor			MHz	dBuV/m	dBuV/m	dB	dBuV	dB/m	dB	cm	1	7115.00	73.01	-----	-----	62.29	35.47	8.68	33.43	100	354	AVERAGE
Limit	Read	Ant	Cable	Preamp	APos	TPos	Remark																																																																															
Freq	Level	Line Margin	Level	Factor	Loss Factor																																																																																	
MHz	dBuV/m	dBuV/m	dB	dBuV	dB/m	dB	cm																																																																															
1	7125.11	62.82	68.20	-5.38	52.10	35.47	8.68	33.43	100	354	AVERAGE																																																																											
2	7276.21	40.61	54.00	-13.39	29.93	35.44	8.82	33.58	100	354	AVERAGE																																																																											
Limit	Read	Ant	Cable	Preamp	APos	TPos	Remark																																																																															
Freq	Level	Line Margin	Level	Factor	Loss Factor																																																																																	
MHz	dBuV/m	dBuV/m	dB	dBuV	dB/m	dB	cm																																																																															
1	7115.00	73.01	-----	-----	62.29	35.47	8.68	33.43	100	354	AVERAGE																																																																											



		141																																																																																				
Mode		Band Edge																																																																																				
		U-NII-8_6.875-7.125_802.11be EHT20_CH233_Single RU_7115MHz																																																																																				
ANT		CDD 14+15																																																																																				
Pol.	Vertical	Fundamental																																																																																				
Peak	<p style="text-align: right;">Date: 2024-09-02</p> <table border="1"> <thead> <tr> <th>Limit</th> <th>Read</th> <th>Ant</th> <th>Cable</th> <th>Preamp</th> <th>Apos</th> <th>TPos</th> <th>Remark</th> </tr> <tr> <th>Freq</th> <th>Level</th> <th>Line</th> <th>Margin</th> <th>Level</th> <th>Factor</th> <th>Loss</th> <th>Factor</th> </tr> <tr> <th>MHz</th> <th>dBuV/m</th> <th>dBuV/m</th> <th>dB</th> <th>dBuV</th> <th>dB/m</th> <th>dB</th> <th>dB</th> </tr> </thead> <tbody> <tr> <td>1</td> <td>7125.11</td> <td>70.55</td> <td>88.20</td> <td>-17.65</td> <td>59.83</td> <td>35.47</td> <td>8.68</td> <td>33.43</td> <td>263</td> <td>360</td> <td>PEAK</td> </tr> <tr> <td>2</td> <td>7280.68</td> <td>49.95</td> <td>74.00</td> <td>-24.05</td> <td>39.26</td> <td>35.44</td> <td>8.83</td> <td>33.58</td> <td>263</td> <td>360</td> <td>PEAK</td> </tr> </tbody> </table>	Limit	Read	Ant	Cable	Preamp	Apos	TPos	Remark	Freq	Level	Line	Margin	Level	Factor	Loss	Factor	MHz	dBuV/m	dBuV/m	dB	dBuV	dB/m	dB	dB	1	7125.11	70.55	88.20	-17.65	59.83	35.47	8.68	33.43	263	360	PEAK	2	7280.68	49.95	74.00	-24.05	39.26	35.44	8.83	33.58	263	360	PEAK	<p style="text-align: right;">Date: 2024-09-02</p> <table border="1"> <thead> <tr> <th>Limit</th> <th>Read</th> <th>Ant</th> <th>Cable</th> <th>Preamp</th> <th>Apos</th> <th>TPos</th> <th>Remark</th> </tr> <tr> <th>Freq</th> <th>Level</th> <th>Line</th> <th>Margin</th> <th>Level</th> <th>Factor</th> <th>Loss</th> <th>Factor</th> </tr> <tr> <th>MHz</th> <th>dBuV/m</th> <th>dBuV/m</th> <th>dB</th> <th>dBuV</th> <th>dB/m</th> <th>dB</th> <th>dB</th> </tr> </thead> <tbody> <tr> <td>1</td> <td>7115.00</td> <td>82.25</td> <td>-----</td> <td>-----</td> <td>71.53</td> <td>35.47</td> <td>8.68</td> <td>33.43</td> <td>263</td> <td>360</td> <td>PEAK</td> </tr> </tbody> </table>	Limit	Read	Ant	Cable	Preamp	Apos	TPos	Remark	Freq	Level	Line	Margin	Level	Factor	Loss	Factor	MHz	dBuV/m	dBuV/m	dB	dBuV	dB/m	dB	dB	1	7115.00	82.25	-----	-----	71.53	35.47	8.68	33.43	263	360	PEAK
	Limit	Read	Ant	Cable	Preamp	Apos	TPos	Remark																																																																														
Freq	Level	Line	Margin	Level	Factor	Loss	Factor																																																																															
MHz	dBuV/m	dBuV/m	dB	dBuV	dB/m	dB	dB																																																																															
1	7125.11	70.55	88.20	-17.65	59.83	35.47	8.68	33.43	263	360	PEAK																																																																											
2	7280.68	49.95	74.00	-24.05	39.26	35.44	8.83	33.58	263	360	PEAK																																																																											
Limit	Read	Ant	Cable	Preamp	Apos	TPos	Remark																																																																															
Freq	Level	Line	Margin	Level	Factor	Loss	Factor																																																																															
MHz	dBuV/m	dBuV/m	dB	dBuV	dB/m	dB	dB																																																																															
1	7115.00	82.25	-----	-----	71.53	35.47	8.68	33.43	263	360	PEAK																																																																											
Avg	<p style="text-align: right;">Date: 2024-09-02</p> <table border="1"> <thead> <tr> <th>Limit</th> <th>Read</th> <th>Ant</th> <th>Cable</th> <th>Preamp</th> <th>Apos</th> <th>TPos</th> <th>Remark</th> </tr> <tr> <th>Freq</th> <th>Level</th> <th>Line</th> <th>Margin</th> <th>Level</th> <th>Factor</th> <th>Loss</th> <th>Factor</th> </tr> <tr> <th>MHz</th> <th>dBuV/m</th> <th>dBuV/m</th> <th>dB</th> <th>dBuV</th> <th>dB/m</th> <th>dB</th> <th>dB</th> </tr> </thead> <tbody> <tr> <td>1</td> <td>7125.11</td> <td>63.00</td> <td>68.20</td> <td>-5.20</td> <td>52.28</td> <td>35.47</td> <td>8.68</td> <td>33.43</td> <td>263</td> <td>360</td> <td>AVERAGE</td> </tr> <tr> <td>2</td> <td>7275.51</td> <td>40.72</td> <td>54.00</td> <td>-13.28</td> <td>30.04</td> <td>35.44</td> <td>8.82</td> <td>33.58</td> <td>263</td> <td>360</td> <td>AVERAGE</td> </tr> </tbody> </table>	Limit	Read	Ant	Cable	Preamp	Apos	TPos	Remark	Freq	Level	Line	Margin	Level	Factor	Loss	Factor	MHz	dBuV/m	dBuV/m	dB	dBuV	dB/m	dB	dB	1	7125.11	63.00	68.20	-5.20	52.28	35.47	8.68	33.43	263	360	AVERAGE	2	7275.51	40.72	54.00	-13.28	30.04	35.44	8.82	33.58	263	360	AVERAGE	<p style="text-align: right;">Date: 2024-09-02</p> <table border="1"> <thead> <tr> <th>Limit</th> <th>Read</th> <th>Ant</th> <th>Cable</th> <th>Preamp</th> <th>Apos</th> <th>TPos</th> <th>Remark</th> </tr> <tr> <th>Freq</th> <th>Level</th> <th>Line</th> <th>Margin</th> <th>Level</th> <th>Factor</th> <th>Loss</th> <th>Factor</th> </tr> <tr> <th>MHz</th> <th>dBuV/m</th> <th>dBuV/m</th> <th>dB</th> <th>dBuV</th> <th>dB/m</th> <th>dB</th> <th>dB</th> </tr> </thead> <tbody> <tr> <td>1</td> <td>7115.00</td> <td>73.59</td> <td>-----</td> <td>-----</td> <td>62.87</td> <td>35.47</td> <td>8.68</td> <td>33.43</td> <td>263</td> <td>360</td> <td>AVERAGE</td> </tr> </tbody> </table>	Limit	Read	Ant	Cable	Preamp	Apos	TPos	Remark	Freq	Level	Line	Margin	Level	Factor	Loss	Factor	MHz	dBuV/m	dBuV/m	dB	dBuV	dB/m	dB	dB	1	7115.00	73.59	-----	-----	62.87	35.47	8.68	33.43	263	360	AVERAGE
	Limit	Read	Ant	Cable	Preamp	Apos	TPos	Remark																																																																														
Freq	Level	Line	Margin	Level	Factor	Loss	Factor																																																																															
MHz	dBuV/m	dBuV/m	dB	dBuV	dB/m	dB	dB																																																																															
1	7125.11	63.00	68.20	-5.20	52.28	35.47	8.68	33.43	263	360	AVERAGE																																																																											
2	7275.51	40.72	54.00	-13.28	30.04	35.44	8.82	33.58	263	360	AVERAGE																																																																											
Limit	Read	Ant	Cable	Preamp	Apos	TPos	Remark																																																																															
Freq	Level	Line	Margin	Level	Factor	Loss	Factor																																																																															
MHz	dBuV/m	dBuV/m	dB	dBuV	dB/m	dB	dB																																																																															
1	7115.00	73.59	-----	-----	62.87	35.47	8.68	33.43	263	360	AVERAGE																																																																											



	142																																																																					
Mode	Band Edge																																																																					
	U-NII-8_6.875-7.125_802.11be EHT20_CH233_Small RU_7115MHz																																																																					
ANT	CDD 14+15																																																																					
Pol.	Horizontal	Fundamental																																																																				
Peak	<p>Date: 2024-09-03</p> <table border="1"> <thead> <tr> <th>Limit</th> <th>Read</th> <th>Ant</th> <th>Cable</th> <th>Preamp</th> <th>Apos</th> <th>TPos</th> <th>Remark</th> </tr> <tr> <th>Freq</th> <th>Level</th> <th>Line Margin</th> <th>Level</th> <th>Factor</th> <th>Loss Factor</th> <th>cm</th> <th>deg</th> </tr> </thead> <tbody> <tr> <td>1</td> <td>7125.11</td> <td>68.97</td> <td>88.20</td> <td>-19.23</td> <td>58.25</td> <td>35.47</td> <td>8.68</td> <td>33.43</td> <td>400</td> <td>309</td> <td>PEAK</td> </tr> <tr> <td>2</td> <td>7300.65</td> <td>50.50</td> <td>74.00</td> <td>-23.50</td> <td>39.76</td> <td>35.44</td> <td>8.90</td> <td>33.60</td> <td>400</td> <td>309</td> <td>PEAK</td> </tr> </tbody> </table>	Limit	Read	Ant	Cable	Preamp	Apos	TPos	Remark	Freq	Level	Line Margin	Level	Factor	Loss Factor	cm	deg	1	7125.11	68.97	88.20	-19.23	58.25	35.47	8.68	33.43	400	309	PEAK	2	7300.65	50.50	74.00	-23.50	39.76	35.44	8.90	33.60	400	309	PEAK	<p>Date: 2024-09-03</p> <table border="1"> <thead> <tr> <th>Limit</th> <th>Read</th> <th>Ant</th> <th>Cable</th> <th>Preamp</th> <th>Apos</th> <th>TPos</th> <th>Remark</th> </tr> <tr> <th>Freq</th> <th>Level</th> <th>Line Margin</th> <th>Level</th> <th>Factor</th> <th>Loss Factor</th> <th>cm</th> <th>deg</th> </tr> </thead> <tbody> <tr> <td>1</td> <td>7115.00</td> <td>79.65</td> <td>-----</td> <td>-----</td> <td>68.93</td> <td>35.47</td> <td>8.68</td> <td>33.43</td> <td>400</td> <td>309</td> <td>PEAK</td> </tr> </tbody> </table>	Limit	Read	Ant	Cable	Preamp	Apos	TPos	Remark	Freq	Level	Line Margin	Level	Factor	Loss Factor	cm	deg	1	7115.00	79.65	-----	-----	68.93	35.47	8.68	33.43	400	309	PEAK
	Limit	Read	Ant	Cable	Preamp	Apos	TPos	Remark																																																														
Freq	Level	Line Margin	Level	Factor	Loss Factor	cm	deg																																																															
1	7125.11	68.97	88.20	-19.23	58.25	35.47	8.68	33.43	400	309	PEAK																																																											
2	7300.65	50.50	74.00	-23.50	39.76	35.44	8.90	33.60	400	309	PEAK																																																											
Limit	Read	Ant	Cable	Preamp	Apos	TPos	Remark																																																															
Freq	Level	Line Margin	Level	Factor	Loss Factor	cm	deg																																																															
1	7115.00	79.65	-----	-----	68.93	35.47	8.68	33.43	400	309	PEAK																																																											
Avg	<p>Date: 2024-09-03</p> <table border="1"> <thead> <tr> <th>Limit</th> <th>Read</th> <th>Ant</th> <th>Cable</th> <th>Preamp</th> <th>Apos</th> <th>TPos</th> <th>Remark</th> </tr> <tr> <th>Freq</th> <th>Level</th> <th>Line Margin</th> <th>Level</th> <th>Factor</th> <th>Loss Factor</th> <th>cm</th> <th>deg</th> </tr> </thead> <tbody> <tr> <td>1</td> <td>7125.11</td> <td>62.20</td> <td>68.20</td> <td>-6.00</td> <td>51.48</td> <td>35.47</td> <td>8.68</td> <td>33.43</td> <td>400</td> <td>309</td> <td>AVERAGE</td> </tr> <tr> <td>2</td> <td>7273.39</td> <td>40.65</td> <td>54.00</td> <td>-13.35</td> <td>29.98</td> <td>35.44</td> <td>8.81</td> <td>33.58</td> <td>400</td> <td>309</td> <td>AVERAGE</td> </tr> </tbody> </table>	Limit	Read	Ant	Cable	Preamp	Apos	TPos	Remark	Freq	Level	Line Margin	Level	Factor	Loss Factor	cm	deg	1	7125.11	62.20	68.20	-6.00	51.48	35.47	8.68	33.43	400	309	AVERAGE	2	7273.39	40.65	54.00	-13.35	29.98	35.44	8.81	33.58	400	309	AVERAGE	<p>Date: 2024-09-03</p> <table border="1"> <thead> <tr> <th>Limit</th> <th>Read</th> <th>Ant</th> <th>Cable</th> <th>Preamp</th> <th>Apos</th> <th>TPos</th> <th>Remark</th> </tr> <tr> <th>Freq</th> <th>Level</th> <th>Line Margin</th> <th>Level</th> <th>Factor</th> <th>Loss Factor</th> <th>cm</th> <th>deg</th> </tr> </thead> <tbody> <tr> <td>1</td> <td>7115.00</td> <td>72.28</td> <td>-----</td> <td>-----</td> <td>61.56</td> <td>35.47</td> <td>8.68</td> <td>33.43</td> <td>400</td> <td>309</td> <td>AVERAGE</td> </tr> </tbody> </table>	Limit	Read	Ant	Cable	Preamp	Apos	TPos	Remark	Freq	Level	Line Margin	Level	Factor	Loss Factor	cm	deg	1	7115.00	72.28	-----	-----	61.56	35.47	8.68	33.43	400	309	AVERAGE
	Limit	Read	Ant	Cable	Preamp	Apos	TPos	Remark																																																														
Freq	Level	Line Margin	Level	Factor	Loss Factor	cm	deg																																																															
1	7125.11	62.20	68.20	-6.00	51.48	35.47	8.68	33.43	400	309	AVERAGE																																																											
2	7273.39	40.65	54.00	-13.35	29.98	35.44	8.81	33.58	400	309	AVERAGE																																																											
Limit	Read	Ant	Cable	Preamp	Apos	TPos	Remark																																																															
Freq	Level	Line Margin	Level	Factor	Loss Factor	cm	deg																																																															
1	7115.00	72.28	-----	-----	61.56	35.47	8.68	33.43	400	309	AVERAGE																																																											



		142																																																																																				
Mode		Band Edge																																																																																				
		U-NII-8_6.875-7.125_802.11be EHT20_CH233_Small RU_7115MHz																																																																																				
ANT		CDD 14+15																																																																																				
Pol.	Vertical	Fundamental																																																																																				
Peak	<p style="text-align: right;">Date: 2024-09-03</p> <table border="1"> <thead> <tr> <th>Limit</th> <th>Read</th> <th>Ant</th> <th>Cable</th> <th>Preamp</th> <th>Apos</th> <th>TPos</th> <th>Remark</th> </tr> <tr> <th>Freq</th> <th>Level</th> <th>Line</th> <th>Margin</th> <th>Level</th> <th>Factor</th> <th>Loss</th> <th>Factor</th> </tr> <tr> <th>MHz</th> <th>dBuV/m</th> <th>dBuV/m</th> <th>dB</th> <th>dBuV</th> <th>dB/m</th> <th>dB</th> <th>dB</th> </tr> </thead> <tbody> <tr> <td>1</td> <td>7125.11</td> <td>68.17</td> <td>88.20</td> <td>-20.03</td> <td>57.45</td> <td>35.47</td> <td>8.68</td> <td>33.43</td> <td>316</td> <td>9</td> <td>PEAK</td> </tr> <tr> <td>2</td> <td>7347.89</td> <td>49.99</td> <td>74.00</td> <td>-24.01</td> <td>39.16</td> <td>35.43</td> <td>9.05</td> <td>33.65</td> <td>316</td> <td>9</td> <td>PEAK</td> </tr> </tbody> </table>	Limit	Read	Ant	Cable	Preamp	Apos	TPos	Remark	Freq	Level	Line	Margin	Level	Factor	Loss	Factor	MHz	dBuV/m	dBuV/m	dB	dBuV	dB/m	dB	dB	1	7125.11	68.17	88.20	-20.03	57.45	35.47	8.68	33.43	316	9	PEAK	2	7347.89	49.99	74.00	-24.01	39.16	35.43	9.05	33.65	316	9	PEAK	<p style="text-align: right;">Date: 2024-09-03</p> <table border="1"> <thead> <tr> <th>Limit</th> <th>Read</th> <th>Ant</th> <th>Cable</th> <th>Preamp</th> <th>Apos</th> <th>TPos</th> <th>Remark</th> </tr> <tr> <th>Freq</th> <th>Level</th> <th>Line</th> <th>Margin</th> <th>Level</th> <th>Factor</th> <th>Loss</th> <th>Factor</th> </tr> <tr> <th>MHz</th> <th>dBuV/m</th> <th>dBuV/m</th> <th>dB</th> <th>dBuV</th> <th>dB/m</th> <th>dB</th> <th>dB</th> </tr> </thead> <tbody> <tr> <td>1</td> <td>7115.00</td> <td>79.99</td> <td>-----</td> <td>-----</td> <td>69.24</td> <td>35.48</td> <td>8.69</td> <td>33.42</td> <td>316</td> <td>9</td> <td>PEAK</td> </tr> </tbody> </table>	Limit	Read	Ant	Cable	Preamp	Apos	TPos	Remark	Freq	Level	Line	Margin	Level	Factor	Loss	Factor	MHz	dBuV/m	dBuV/m	dB	dBuV	dB/m	dB	dB	1	7115.00	79.99	-----	-----	69.24	35.48	8.69	33.42	316	9	PEAK
Limit	Read	Ant	Cable	Preamp	Apos	TPos	Remark																																																																															
Freq	Level	Line	Margin	Level	Factor	Loss	Factor																																																																															
MHz	dBuV/m	dBuV/m	dB	dBuV	dB/m	dB	dB																																																																															
1	7125.11	68.17	88.20	-20.03	57.45	35.47	8.68	33.43	316	9	PEAK																																																																											
2	7347.89	49.99	74.00	-24.01	39.16	35.43	9.05	33.65	316	9	PEAK																																																																											
Limit	Read	Ant	Cable	Preamp	Apos	TPos	Remark																																																																															
Freq	Level	Line	Margin	Level	Factor	Loss	Factor																																																																															
MHz	dBuV/m	dBuV/m	dB	dBuV	dB/m	dB	dB																																																																															
1	7115.00	79.99	-----	-----	69.24	35.48	8.69	33.42	316	9	PEAK																																																																											
Avg	<p style="text-align: right;">Date: 2024-09-03</p> <table border="1"> <thead> <tr> <th>Limit</th> <th>Read</th> <th>Ant</th> <th>Cable</th> <th>Preamp</th> <th>Apos</th> <th>TPos</th> <th>Remark</th> </tr> <tr> <th>Freq</th> <th>Level</th> <th>Line</th> <th>Margin</th> <th>Level</th> <th>Factor</th> <th>Loss</th> <th>Factor</th> </tr> <tr> <th>MHz</th> <th>dBuV/m</th> <th>dBuV/m</th> <th>dB</th> <th>dBuV</th> <th>dB/m</th> <th>dB</th> <th>dB</th> </tr> </thead> <tbody> <tr> <td>1</td> <td>7125.11</td> <td>62.40</td> <td>68.20</td> <td>-5.80</td> <td>51.68</td> <td>35.47</td> <td>8.68</td> <td>33.43</td> <td>316</td> <td>9</td> <td>AVERAGE</td> </tr> <tr> <td>2</td> <td>7313.11</td> <td>40.70</td> <td>54.00</td> <td>-13.30</td> <td>29.93</td> <td>35.44</td> <td>8.94</td> <td>33.61</td> <td>316</td> <td>9</td> <td>AVERAGE</td> </tr> </tbody> </table>	Limit	Read	Ant	Cable	Preamp	Apos	TPos	Remark	Freq	Level	Line	Margin	Level	Factor	Loss	Factor	MHz	dBuV/m	dBuV/m	dB	dBuV	dB/m	dB	dB	1	7125.11	62.40	68.20	-5.80	51.68	35.47	8.68	33.43	316	9	AVERAGE	2	7313.11	40.70	54.00	-13.30	29.93	35.44	8.94	33.61	316	9	AVERAGE	<p style="text-align: right;">Date: 2024-09-03</p> <table border="1"> <thead> <tr> <th>Limit</th> <th>Read</th> <th>Ant</th> <th>Cable</th> <th>Preamp</th> <th>Apos</th> <th>TPos</th> <th>Remark</th> </tr> <tr> <th>Freq</th> <th>Level</th> <th>Line</th> <th>Margin</th> <th>Level</th> <th>Factor</th> <th>Loss</th> <th>Factor</th> </tr> <tr> <th>MHz</th> <th>dBuV/m</th> <th>dBuV/m</th> <th>dB</th> <th>dBuV</th> <th>dB/m</th> <th>dB</th> <th>dB</th> </tr> </thead> <tbody> <tr> <td>1</td> <td>7115.00</td> <td>72.76</td> <td>-----</td> <td>-----</td> <td>62.04</td> <td>35.47</td> <td>8.68</td> <td>33.43</td> <td>316</td> <td>9</td> <td>AVERAGE</td> </tr> </tbody> </table>	Limit	Read	Ant	Cable	Preamp	Apos	TPos	Remark	Freq	Level	Line	Margin	Level	Factor	Loss	Factor	MHz	dBuV/m	dBuV/m	dB	dBuV	dB/m	dB	dB	1	7115.00	72.76	-----	-----	62.04	35.47	8.68	33.43	316	9	AVERAGE
Limit	Read	Ant	Cable	Preamp	Apos	TPos	Remark																																																																															
Freq	Level	Line	Margin	Level	Factor	Loss	Factor																																																																															
MHz	dBuV/m	dBuV/m	dB	dBuV	dB/m	dB	dB																																																																															
1	7125.11	62.40	68.20	-5.80	51.68	35.47	8.68	33.43	316	9	AVERAGE																																																																											
2	7313.11	40.70	54.00	-13.30	29.93	35.44	8.94	33.61	316	9	AVERAGE																																																																											
Limit	Read	Ant	Cable	Preamp	Apos	TPos	Remark																																																																															
Freq	Level	Line	Margin	Level	Factor	Loss	Factor																																																																															
MHz	dBuV/m	dBuV/m	dB	dBuV	dB/m	dB	dB																																																																															
1	7115.00	72.76	-----	-----	62.04	35.47	8.68	33.43	316	9	AVERAGE																																																																											



	143																																																																											
Mode	Band Edge																																																																											
	Co-location																																																																											
ANT	1																																																																											
Pol.	Horizontal	Fundamental																																																																										
Peak	<table border="1"> <thead> <tr> <th>Limit</th> <th>Read</th> <th>Ant</th> <th>Cable</th> <th>Preamp</th> <th>APos</th> <th>TPos</th> <th>Remark</th> </tr> <tr> <th>Freq</th> <th>Level</th> <th>Line Margin</th> <th>Level Factor</th> <th>Loss Factor</th> <th></th> <th></th> <th></th> </tr> <tr> <th>MHz</th> <th>dBuV/m</th> <th>dBuV/m</th> <th>dB</th> <th>dBuV</th> <th>dB/m</th> <th>dB</th> <th>cm</th> <th>deg</th> </tr> </thead> <tbody> <tr> <td>1</td> <td>2493.00</td> <td>104.89</td> <td>74.00</td> <td>-25.51</td> <td>46.18</td> <td>30.89</td> <td>4.93</td> <td>33.51</td> <td>378</td> <td>194</td> <td>Peak</td> </tr> </tbody> </table>	Limit	Read	Ant	Cable	Preamp	APos	TPos	Remark	Freq	Level	Line Margin	Level Factor	Loss Factor				MHz	dBuV/m	dBuV/m	dB	dBuV	dB/m	dB	cm	deg	1	2493.00	104.89	74.00	-25.51	46.18	30.89	4.93	33.51	378	194	Peak	<table border="1"> <thead> <tr> <th>Limit</th> <th>Read</th> <th>Ant</th> <th>Cable</th> <th>Preamp</th> <th>APos</th> <th>TPos</th> <th>Remark</th> </tr> <tr> <th>Freq</th> <th>Level</th> <th>Line Margin</th> <th>Level Factor</th> <th>Loss Factor</th> <th></th> <th></th> <th></th> </tr> <tr> <th>MHz</th> <th>dBuV/m</th> <th>dBuV/m</th> <th>dB</th> <th>dBuV</th> <th>dB/m</th> <th>dB</th> <th>cm</th> <th>deg</th> </tr> </thead> <tbody> <tr> <td>1</td> <td>2478.00</td> <td>104.89</td> <td>74.00</td> <td>30.89</td> <td>102.67</td> <td>30.83</td> <td>4.91</td> <td>33.52</td> <td>378</td> <td>194</td> <td>Peak</td> </tr> </tbody> </table>	Limit	Read	Ant	Cable	Preamp	APos	TPos	Remark	Freq	Level	Line Margin	Level Factor	Loss Factor				MHz	dBuV/m	dBuV/m	dB	dBuV	dB/m	dB	cm	deg	1	2478.00	104.89	74.00	30.89	102.67	30.83	4.91	33.52	378	194	Peak
	Limit	Read	Ant	Cable	Preamp	APos	TPos	Remark																																																																				
Freq	Level	Line Margin	Level Factor	Loss Factor																																																																								
MHz	dBuV/m	dBuV/m	dB	dBuV	dB/m	dB	cm	deg																																																																				
1	2493.00	104.89	74.00	-25.51	46.18	30.89	4.93	33.51	378	194	Peak																																																																	
Limit	Read	Ant	Cable	Preamp	APos	TPos	Remark																																																																					
Freq	Level	Line Margin	Level Factor	Loss Factor																																																																								
MHz	dBuV/m	dBuV/m	dB	dBuV	dB/m	dB	cm	deg																																																																				
1	2478.00	104.89	74.00	30.89	102.67	30.83	4.91	33.52	378	194	Peak																																																																	
Avg	<table border="1"> <thead> <tr> <th>Limit</th> <th>Read</th> <th>Ant</th> <th>Cable</th> <th>Preamp</th> <th>APos</th> <th>TPos</th> <th>Remark</th> </tr> <tr> <th>Freq</th> <th>Level</th> <th>Line Margin</th> <th>Level Factor</th> <th>Loss Factor</th> <th></th> <th></th> <th></th> </tr> <tr> <th>MHz</th> <th>dBuV/m</th> <th>dBuV/m</th> <th>dB</th> <th>dBuV</th> <th>dB/m</th> <th>dB</th> <th>cm</th> <th>deg</th> </tr> </thead> <tbody> <tr> <td>1</td> <td>2484.56</td> <td>41.29</td> <td>54.00</td> <td>-12.71</td> <td>39.02</td> <td>30.86</td> <td>4.92</td> <td>33.51</td> <td>378</td> <td>194</td> <td>Peak</td> </tr> </tbody> </table>	Limit	Read	Ant	Cable	Preamp	APos	TPos	Remark	Freq	Level	Line Margin	Level Factor	Loss Factor				MHz	dBuV/m	dBuV/m	dB	dBuV	dB/m	dB	cm	deg	1	2484.56	41.29	54.00	-12.71	39.02	30.86	4.92	33.51	378	194	Peak	<table border="1"> <thead> <tr> <th>Limit</th> <th>Read</th> <th>Ant</th> <th>Cable</th> <th>Preamp</th> <th>APos</th> <th>TPos</th> <th>Remark</th> </tr> <tr> <th>Freq</th> <th>Level</th> <th>Line Margin</th> <th>Level Factor</th> <th>Loss Factor</th> <th></th> <th></th> <th></th> </tr> <tr> <th>MHz</th> <th>dBuV/m</th> <th>dBuV/m</th> <th>dB</th> <th>dBuV</th> <th>dB/m</th> <th>dB</th> <th>cm</th> <th>deg</th> </tr> </thead> <tbody> <tr> <td>1</td> <td>2478.00</td> <td>104.92</td> <td>54.00</td> <td>50.92</td> <td>102.70</td> <td>30.83</td> <td>4.91</td> <td>33.52</td> <td>378</td> <td>194</td> <td>Average</td> </tr> </tbody> </table>	Limit	Read	Ant	Cable	Preamp	APos	TPos	Remark	Freq	Level	Line Margin	Level Factor	Loss Factor				MHz	dBuV/m	dBuV/m	dB	dBuV	dB/m	dB	cm	deg	1	2478.00	104.92	54.00	50.92	102.70	30.83	4.91	33.52	378	194	Average
	Limit	Read	Ant	Cable	Preamp	APos	TPos	Remark																																																																				
Freq	Level	Line Margin	Level Factor	Loss Factor																																																																								
MHz	dBuV/m	dBuV/m	dB	dBuV	dB/m	dB	cm	deg																																																																				
1	2484.56	41.29	54.00	-12.71	39.02	30.86	4.92	33.51	378	194	Peak																																																																	
Limit	Read	Ant	Cable	Preamp	APos	TPos	Remark																																																																					
Freq	Level	Line Margin	Level Factor	Loss Factor																																																																								
MHz	dBuV/m	dBuV/m	dB	dBuV	dB/m	dB	cm	deg																																																																				
1	2478.00	104.92	54.00	50.92	102.70	30.83	4.91	33.52	378	194	Average																																																																	

Remark: In co-location mode, the signals exceeding the limit are all the fundamental frequency which can be ignored.

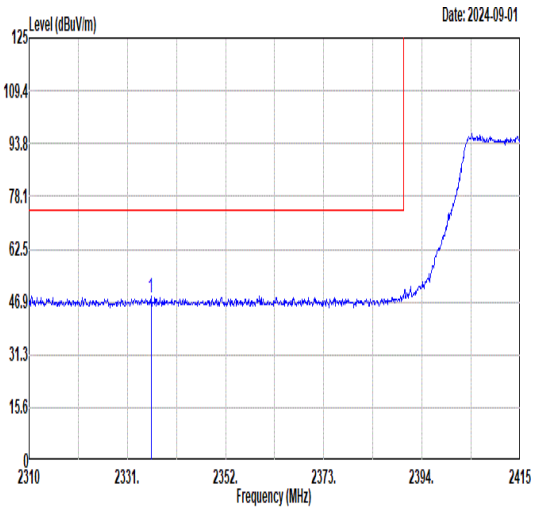
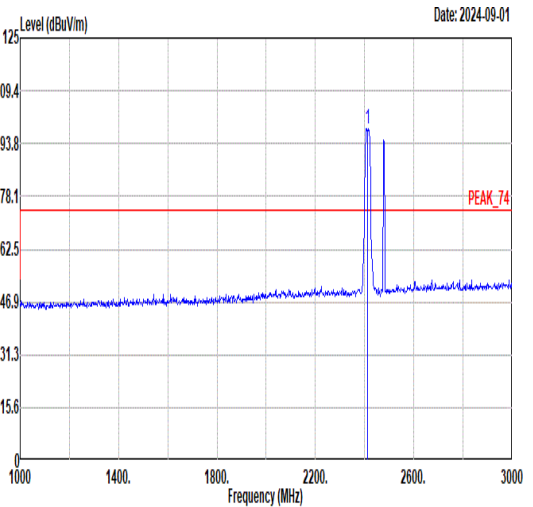
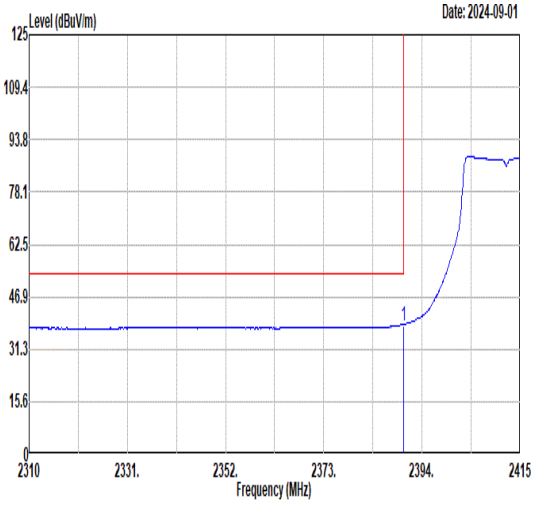
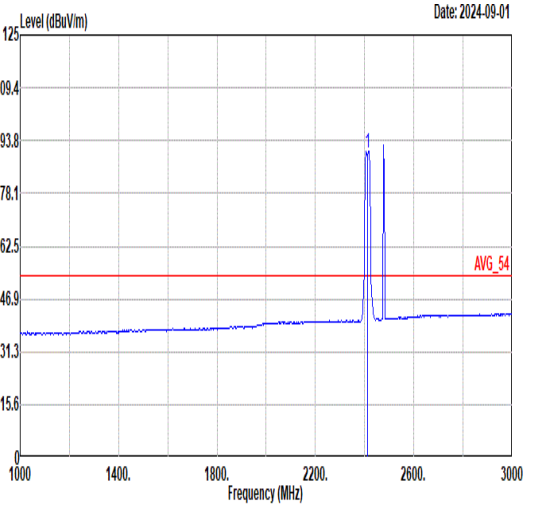


	143																																																																											
Mode	Band Edge																																																																											
	Co-location																																																																											
	1																																																																											
ANT	1																																																																											
Pol.	Vertical	Fundamental																																																																										
Peak	<table border="1"> <thead> <tr> <th>Limit</th> <th>Read</th> <th>Ant</th> <th>Cable</th> <th>Preamp</th> <th>APos</th> <th>TPos</th> <th>Remark</th> </tr> <tr> <th>Freq</th> <th>Level</th> <th>Line Margin</th> <th>Level Factor</th> <th>Loss Factor</th> <th></th> <th></th> <th></th> </tr> <tr> <th>MHz</th> <th>dBuV/m</th> <th>dBuV/m</th> <th>dB</th> <th>dBuV</th> <th>dB/m</th> <th>dB</th> <th>cm</th> <th>deg</th> </tr> </thead> <tbody> <tr> <td>1</td> <td>2486.32</td> <td>49.33</td> <td>74.00</td> <td>-24.67</td> <td>47.06</td> <td>30.86</td> <td>4.92</td> <td>33.51</td> <td>398</td> <td>320</td> <td>Peak</td> </tr> </tbody> </table>	Limit	Read	Ant	Cable	Preamp	APos	TPos	Remark	Freq	Level	Line Margin	Level Factor	Loss Factor				MHz	dBuV/m	dBuV/m	dB	dBuV	dB/m	dB	cm	deg	1	2486.32	49.33	74.00	-24.67	47.06	30.86	4.92	33.51	398	320	Peak	<table border="1"> <thead> <tr> <th>Limit</th> <th>Read</th> <th>Ant</th> <th>Cable</th> <th>Preamp</th> <th>APos</th> <th>TPos</th> <th>Remark</th> </tr> <tr> <th>Freq</th> <th>Level</th> <th>Line Margin</th> <th>Level Factor</th> <th>Loss Factor</th> <th></th> <th></th> <th></th> </tr> <tr> <th>MHz</th> <th>dBuV/m</th> <th>dBuV/m</th> <th>dB</th> <th>dBuV</th> <th>dB/m</th> <th>dB</th> <th>cm</th> <th>deg</th> </tr> </thead> <tbody> <tr> <td>1</td> <td>2478.00</td> <td>97.86</td> <td>74.00</td> <td>23.86</td> <td>95.64</td> <td>30.83</td> <td>4.91</td> <td>33.52</td> <td>398</td> <td>320</td> <td>Peak</td> </tr> </tbody> </table>	Limit	Read	Ant	Cable	Preamp	APos	TPos	Remark	Freq	Level	Line Margin	Level Factor	Loss Factor				MHz	dBuV/m	dBuV/m	dB	dBuV	dB/m	dB	cm	deg	1	2478.00	97.86	74.00	23.86	95.64	30.83	4.91	33.52	398	320	Peak
	Limit	Read	Ant	Cable	Preamp	APos	TPos	Remark																																																																				
Freq	Level	Line Margin	Level Factor	Loss Factor																																																																								
MHz	dBuV/m	dBuV/m	dB	dBuV	dB/m	dB	cm	deg																																																																				
1	2486.32	49.33	74.00	-24.67	47.06	30.86	4.92	33.51	398	320	Peak																																																																	
Limit	Read	Ant	Cable	Preamp	APos	TPos	Remark																																																																					
Freq	Level	Line Margin	Level Factor	Loss Factor																																																																								
MHz	dBuV/m	dBuV/m	dB	dBuV	dB/m	dB	cm	deg																																																																				
1	2478.00	97.86	74.00	23.86	95.64	30.83	4.91	33.52	398	320	Peak																																																																	
Avg	<table border="1"> <thead> <tr> <th>Limit</th> <th>Read</th> <th>Ant</th> <th>Cable</th> <th>Preamp</th> <th>APos</th> <th>TPos</th> <th>Remark</th> </tr> <tr> <th>Freq</th> <th>Level</th> <th>Line Margin</th> <th>Level Factor</th> <th>Loss Factor</th> <th></th> <th></th> <th></th> </tr> <tr> <th>MHz</th> <th>dBuV/m</th> <th>dBuV/m</th> <th>dB</th> <th>dBuV</th> <th>dB/m</th> <th>dB</th> <th>cm</th> <th>deg</th> </tr> </thead> <tbody> <tr> <td>1</td> <td>2488.96</td> <td>41.43</td> <td>54.00</td> <td>-12.57</td> <td>39.14</td> <td>30.87</td> <td>4.93</td> <td>33.51</td> <td>398</td> <td>320</td> <td>Peak</td> </tr> </tbody> </table>	Limit	Read	Ant	Cable	Preamp	APos	TPos	Remark	Freq	Level	Line Margin	Level Factor	Loss Factor				MHz	dBuV/m	dBuV/m	dB	dBuV	dB/m	dB	cm	deg	1	2488.96	41.43	54.00	-12.57	39.14	30.87	4.93	33.51	398	320	Peak	<table border="1"> <thead> <tr> <th>Limit</th> <th>Read</th> <th>Ant</th> <th>Cable</th> <th>Preamp</th> <th>APos</th> <th>TPos</th> <th>Remark</th> </tr> <tr> <th>Freq</th> <th>Level</th> <th>Line Margin</th> <th>Level Factor</th> <th>Loss Factor</th> <th></th> <th></th> <th></th> </tr> <tr> <th>MHz</th> <th>dBuV/m</th> <th>dBuV/m</th> <th>dB</th> <th>dBuV</th> <th>dB/m</th> <th>dB</th> <th>cm</th> <th>deg</th> </tr> </thead> <tbody> <tr> <td>1</td> <td>2478.00</td> <td>96.80</td> <td>54.00</td> <td>42.80</td> <td>94.58</td> <td>30.83</td> <td>4.91</td> <td>33.52</td> <td>398</td> <td>320</td> <td>Average</td> </tr> </tbody> </table>	Limit	Read	Ant	Cable	Preamp	APos	TPos	Remark	Freq	Level	Line Margin	Level Factor	Loss Factor				MHz	dBuV/m	dBuV/m	dB	dBuV	dB/m	dB	cm	deg	1	2478.00	96.80	54.00	42.80	94.58	30.83	4.91	33.52	398	320	Average
Limit	Read	Ant	Cable	Preamp	APos	TPos	Remark																																																																					
Freq	Level	Line Margin	Level Factor	Loss Factor																																																																								
MHz	dBuV/m	dBuV/m	dB	dBuV	dB/m	dB	cm	deg																																																																				
1	2488.96	41.43	54.00	-12.57	39.14	30.87	4.93	33.51	398	320	Peak																																																																	
Limit	Read	Ant	Cable	Preamp	APos	TPos	Remark																																																																					
Freq	Level	Line Margin	Level Factor	Loss Factor																																																																								
MHz	dBuV/m	dBuV/m	dB	dBuV	dB/m	dB	cm	deg																																																																				
1	2478.00	96.80	54.00	42.80	94.58	30.83	4.91	33.52	398	320	Average																																																																	

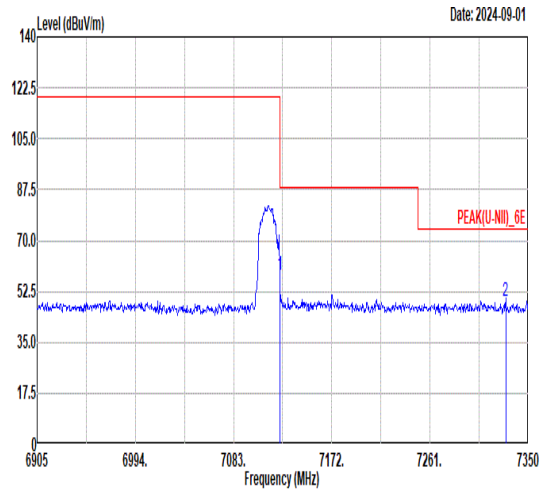
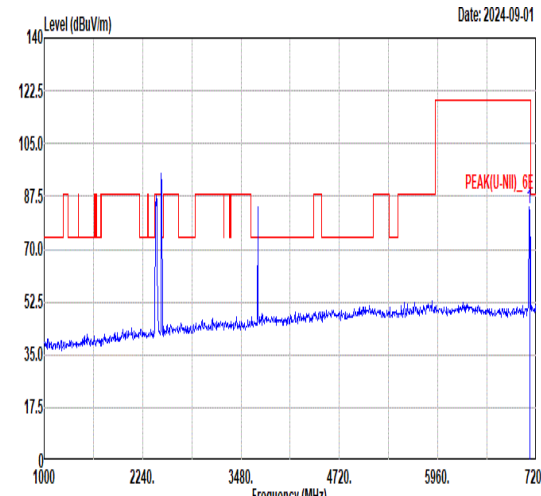
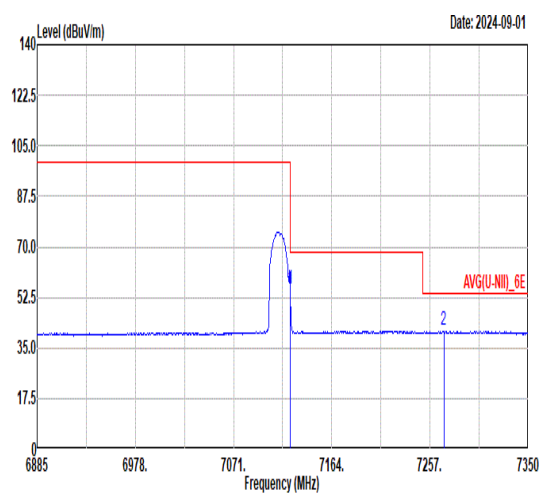
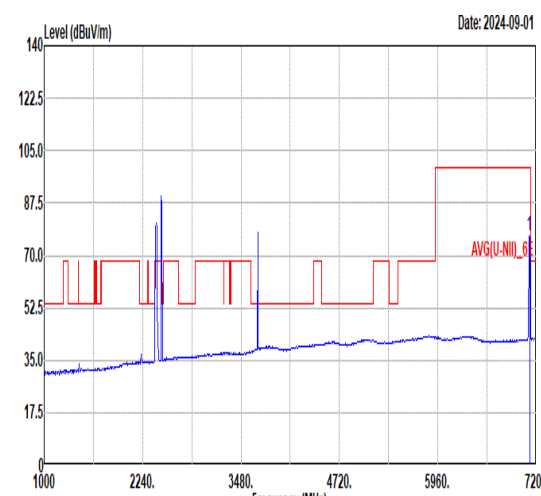


	143																																																																									
Mode	Band Edge																																																																									
	Co-location																																																																									
ANT	1																																																																									
Pol.	Horizontal	Fundamental																																																																								
Peak	<p style="text-align: right;">Date: 2024-09-01</p> <table border="1"> <thead> <tr> <th>Limit</th> <th>Read</th> <th>Ant</th> <th>Cable</th> <th>Preamp</th> <th>APos</th> <th>TPos</th> <th>Remark</th> </tr> <tr> <th>Freq</th> <th>Level</th> <th>Line</th> <th>Margin</th> <th>Level</th> <th>Factor</th> <th>Loss</th> <th>Factor</th> </tr> <tr> <th>MHz</th> <th>dBuV/m</th> <th>dBuV/m</th> <th>dB</th> <th>dBuV</th> <th>dB/m</th> <th>dB</th> <th>dB</th> </tr> </thead> <tbody> <tr> <td>1</td> <td>2389.17</td> <td>48.07</td> <td>74.00</td> <td>-25.93</td> <td>46.24</td> <td>30.61</td> <td>4.79</td> <td>33.57</td> <td>367</td> <td>16</td> <td>Peak</td> </tr> </tbody> </table>	Limit	Read	Ant	Cable	Preamp	APos	TPos	Remark	Freq	Level	Line	Margin	Level	Factor	Loss	Factor	MHz	dBuV/m	dBuV/m	dB	dBuV	dB/m	dB	dB	1	2389.17	48.07	74.00	-25.93	46.24	30.61	4.79	33.57	367	16	Peak	<p style="text-align: right;">Date: 2024-09-01</p> <table border="1"> <thead> <tr> <th>Limit</th> <th>Read</th> <th>Ant</th> <th>Cable</th> <th>Preamp</th> <th>APos</th> <th>TPos</th> <th>Remark</th> </tr> <tr> <th>Freq</th> <th>Level</th> <th>Line</th> <th>Margin</th> <th>Level</th> <th>Factor</th> <th>Loss</th> <th>Factor</th> </tr> <tr> <th>MHz</th> <th>dBuV/m</th> <th>dBuV/m</th> <th>dB</th> <th>dBuV</th> <th>dB/m</th> <th>dB</th> <th>dB</th> </tr> </thead> <tbody> <tr> <td>1</td> <td>2412.00</td> <td>102.54</td> <td>74.00</td> <td>28.54</td> <td>100.63</td> <td>30.64</td> <td>4.82</td> <td>33.55</td> <td>367</td> <td>16</td> <td>PEAK_74</td> </tr> </tbody> </table>	Limit	Read	Ant	Cable	Preamp	APos	TPos	Remark	Freq	Level	Line	Margin	Level	Factor	Loss	Factor	MHz	dBuV/m	dBuV/m	dB	dBuV	dB/m	dB	dB	1	2412.00	102.54	74.00	28.54	100.63	30.64	4.82	33.55	367	16	PEAK_74
	Limit	Read	Ant	Cable	Preamp	APos	TPos	Remark																																																																		
Freq	Level	Line	Margin	Level	Factor	Loss	Factor																																																																			
MHz	dBuV/m	dBuV/m	dB	dBuV	dB/m	dB	dB																																																																			
1	2389.17	48.07	74.00	-25.93	46.24	30.61	4.79	33.57	367	16	Peak																																																															
Limit	Read	Ant	Cable	Preamp	APos	TPos	Remark																																																																			
Freq	Level	Line	Margin	Level	Factor	Loss	Factor																																																																			
MHz	dBuV/m	dBuV/m	dB	dBuV	dB/m	dB	dB																																																																			
1	2412.00	102.54	74.00	28.54	100.63	30.64	4.82	33.55	367	16	PEAK_74																																																															
Avg	<p style="text-align: right;">Date: 2024-09-01</p> <table border="1"> <thead> <tr> <th>Limit</th> <th>Read</th> <th>Ant</th> <th>Cable</th> <th>Preamp</th> <th>APos</th> <th>TPos</th> <th>Remark</th> </tr> <tr> <th>Freq</th> <th>Level</th> <th>Line</th> <th>Margin</th> <th>Level</th> <th>Factor</th> <th>Loss</th> <th>Factor</th> </tr> <tr> <th>MHz</th> <th>dBuV/m</th> <th>dBuV/m</th> <th>dB</th> <th>dBuV</th> <th>dB/m</th> <th>dB</th> <th>dB</th> </tr> </thead> <tbody> <tr> <td>1</td> <td>2390.00</td> <td>40.08</td> <td>54.00</td> <td>-13.92</td> <td>38.24</td> <td>30.61</td> <td>4.80</td> <td>33.57</td> <td>367</td> <td>16</td> <td>Average</td> </tr> </tbody> </table>	Limit	Read	Ant	Cable	Preamp	APos	TPos	Remark	Freq	Level	Line	Margin	Level	Factor	Loss	Factor	MHz	dBuV/m	dBuV/m	dB	dBuV	dB/m	dB	dB	1	2390.00	40.08	54.00	-13.92	38.24	30.61	4.80	33.57	367	16	Average	<p style="text-align: right;">Date: 2024-09-01</p> <table border="1"> <thead> <tr> <th>Limit</th> <th>Read</th> <th>Ant</th> <th>Cable</th> <th>Preamp</th> <th>APos</th> <th>TPos</th> <th>Remark</th> </tr> <tr> <th>Freq</th> <th>Level</th> <th>Line</th> <th>Margin</th> <th>Level</th> <th>Factor</th> <th>Loss</th> <th>Factor</th> </tr> <tr> <th>MHz</th> <th>dBuV/m</th> <th>dBuV/m</th> <th>dB</th> <th>dBuV</th> <th>dB/m</th> <th>dB</th> <th>dB</th> </tr> </thead> <tbody> <tr> <td>1</td> <td>2412.00</td> <td>94.54</td> <td>54.00</td> <td>40.54</td> <td>92.63</td> <td>30.64</td> <td>4.82</td> <td>33.55</td> <td>367</td> <td>16</td> <td>AVG_54</td> </tr> </tbody> </table>	Limit	Read	Ant	Cable	Preamp	APos	TPos	Remark	Freq	Level	Line	Margin	Level	Factor	Loss	Factor	MHz	dBuV/m	dBuV/m	dB	dBuV	dB/m	dB	dB	1	2412.00	94.54	54.00	40.54	92.63	30.64	4.82	33.55	367	16	AVG_54
	Limit	Read	Ant	Cable	Preamp	APos	TPos	Remark																																																																		
Freq	Level	Line	Margin	Level	Factor	Loss	Factor																																																																			
MHz	dBuV/m	dBuV/m	dB	dBuV	dB/m	dB	dB																																																																			
1	2390.00	40.08	54.00	-13.92	38.24	30.61	4.80	33.57	367	16	Average																																																															
Limit	Read	Ant	Cable	Preamp	APos	TPos	Remark																																																																			
Freq	Level	Line	Margin	Level	Factor	Loss	Factor																																																																			
MHz	dBuV/m	dBuV/m	dB	dBuV	dB/m	dB	dB																																																																			
1	2412.00	94.54	54.00	40.54	92.63	30.64	4.82	33.55	367	16	AVG_54																																																															



	143																																																																									
Mode	Band Edge																																																																									
	Co-location																																																																									
ANT	1																																																																									
Pol.	Vertical	Fundamental																																																																								
Peak	 <p style="text-align: right;">Date: 2024-09-01</p> <table border="1"> <thead> <tr> <th>Limit</th> <th>Read</th> <th>Ant</th> <th>Cable</th> <th>Preamp</th> <th>APos</th> <th>TPos</th> <th>Remark</th> </tr> <tr> <th>Freq</th> <th>Level</th> <th>Line</th> <th>Level</th> <th>Loss</th> <th>Factor</th> <th>Factor</th> <th></th> </tr> <tr> <th>MHz</th> <th>dBuV/m</th> <th>dBuV/m</th> <th>dB</th> <th>dBuV</th> <th>dB/m</th> <th>dB</th> <th>cm</th> </tr> </thead> <tbody> <tr> <td>1</td> <td>2336.04</td> <td>48.06</td> <td>74.00</td> <td>-25.94</td> <td>46.21</td> <td>30.71</td> <td>4.74</td> <td>33.60</td> <td>366</td> <td>268</td> <td>Peak</td> </tr> </tbody> </table>	Limit	Read	Ant	Cable	Preamp	APos	TPos	Remark	Freq	Level	Line	Level	Loss	Factor	Factor		MHz	dBuV/m	dBuV/m	dB	dBuV	dB/m	dB	cm	1	2336.04	48.06	74.00	-25.94	46.21	30.71	4.74	33.60	366	268	Peak	 <p style="text-align: right;">Date: 2024-09-01</p> <table border="1"> <thead> <tr> <th>Limit</th> <th>Read</th> <th>Ant</th> <th>Cable</th> <th>Preamp</th> <th>APos</th> <th>TPos</th> <th>Remark</th> </tr> <tr> <th>Freq</th> <th>Level</th> <th>Line</th> <th>Level</th> <th>Loss</th> <th>Factor</th> <th>Factor</th> <th></th> </tr> <tr> <th>MHz</th> <th>dBuV/m</th> <th>dBuV/m</th> <th>dB</th> <th>dBuV</th> <th>dB/m</th> <th>dB</th> <th>cm</th> </tr> </thead> <tbody> <tr> <td>1</td> <td>2412.00</td> <td>98.13</td> <td>74.00</td> <td>24.13</td> <td>96.22</td> <td>30.64</td> <td>4.82</td> <td>33.55</td> <td>366</td> <td>268</td> <td>Peak</td> </tr> </tbody> </table>	Limit	Read	Ant	Cable	Preamp	APos	TPos	Remark	Freq	Level	Line	Level	Loss	Factor	Factor		MHz	dBuV/m	dBuV/m	dB	dBuV	dB/m	dB	cm	1	2412.00	98.13	74.00	24.13	96.22	30.64	4.82	33.55	366	268	Peak
	Limit	Read	Ant	Cable	Preamp	APos	TPos	Remark																																																																		
Freq	Level	Line	Level	Loss	Factor	Factor																																																																				
MHz	dBuV/m	dBuV/m	dB	dBuV	dB/m	dB	cm																																																																			
1	2336.04	48.06	74.00	-25.94	46.21	30.71	4.74	33.60	366	268	Peak																																																															
Limit	Read	Ant	Cable	Preamp	APos	TPos	Remark																																																																			
Freq	Level	Line	Level	Loss	Factor	Factor																																																																				
MHz	dBuV/m	dBuV/m	dB	dBuV	dB/m	dB	cm																																																																			
1	2412.00	98.13	74.00	24.13	96.22	30.64	4.82	33.55	366	268	Peak																																																															
Avg	 <p style="text-align: right;">Date: 2024-09-01</p> <table border="1"> <thead> <tr> <th>Limit</th> <th>Read</th> <th>Ant</th> <th>Cable</th> <th>Preamp</th> <th>APos</th> <th>TPos</th> <th>Remark</th> </tr> <tr> <th>Freq</th> <th>Level</th> <th>Line</th> <th>Level</th> <th>Loss</th> <th>Factor</th> <th>Factor</th> <th></th> </tr> <tr> <th>MHz</th> <th>dBuV/m</th> <th>dBuV/m</th> <th>dB</th> <th>dBuV</th> <th>dB/m</th> <th>dB</th> <th>cm</th> </tr> </thead> <tbody> <tr> <td>1</td> <td>2390.01</td> <td>38.00</td> <td>150.00-112.00</td> <td>36.16</td> <td>30.61</td> <td>4.80</td> <td>33.57</td> <td>366</td> <td>268</td> <td>Average</td> </tr> </tbody> </table>	Limit	Read	Ant	Cable	Preamp	APos	TPos	Remark	Freq	Level	Line	Level	Loss	Factor	Factor		MHz	dBuV/m	dBuV/m	dB	dBuV	dB/m	dB	cm	1	2390.01	38.00	150.00-112.00	36.16	30.61	4.80	33.57	366	268	Average	 <p style="text-align: right;">Date: 2024-09-01</p> <table border="1"> <thead> <tr> <th>Limit</th> <th>Read</th> <th>Ant</th> <th>Cable</th> <th>Preamp</th> <th>APos</th> <th>TPos</th> <th>Remark</th> </tr> <tr> <th>Freq</th> <th>Level</th> <th>Line</th> <th>Level</th> <th>Loss</th> <th>Factor</th> <th>Factor</th> <th></th> </tr> <tr> <th>MHz</th> <th>dBuV/m</th> <th>dBuV/m</th> <th>dB</th> <th>dBuV</th> <th>dB/m</th> <th>dB</th> <th>cm</th> </tr> </thead> <tbody> <tr> <td>1</td> <td>2412.00</td> <td>90.11</td> <td>54.00</td> <td>36.11</td> <td>88.20</td> <td>30.64</td> <td>4.82</td> <td>33.55</td> <td>366</td> <td>268</td> <td>Peak</td> </tr> </tbody> </table>	Limit	Read	Ant	Cable	Preamp	APos	TPos	Remark	Freq	Level	Line	Level	Loss	Factor	Factor		MHz	dBuV/m	dBuV/m	dB	dBuV	dB/m	dB	cm	1	2412.00	90.11	54.00	36.11	88.20	30.64	4.82	33.55	366	268	Peak	
Limit	Read	Ant	Cable	Preamp	APos	TPos	Remark																																																																			
Freq	Level	Line	Level	Loss	Factor	Factor																																																																				
MHz	dBuV/m	dBuV/m	dB	dBuV	dB/m	dB	cm																																																																			
1	2390.01	38.00	150.00-112.00	36.16	30.61	4.80	33.57	366	268	Average																																																																
Limit	Read	Ant	Cable	Preamp	APos	TPos	Remark																																																																			
Freq	Level	Line	Level	Loss	Factor	Factor																																																																				
MHz	dBuV/m	dBuV/m	dB	dBuV	dB/m	dB	cm																																																																			
1	2412.00	90.11	54.00	36.11	88.20	30.64	4.82	33.55	366	268	Peak																																																															



Mode	143																																																																																					
	Band Edge																																																																																					
	Co-location																																																																																					
ANT	1																																																																																					
Pol.	Horizontal	Fundamental																																																																																				
Peak	 <p>Level (dBuV/m) vs Frequency (MHz) for Horizontal polarization. Date: 2024-09-01. The plot shows a signal peak at approximately 7124.83 MHz. A red limit line is shown at 122.5 dBuV/m. A blue trace shows the signal level, with a peak at 7124.83 MHz reaching approximately 70 dBuV/m.</p> <table border="1"> <thead> <tr> <th>Limit</th> <th>Read</th> <th>Ant</th> <th>Cable</th> <th>Preamp</th> <th>APos</th> <th>TPos</th> <th>Remark</th> </tr> <tr> <th>Freq</th> <th>Level</th> <th>Line</th> <th>Margin</th> <th>Level</th> <th>Factor</th> <th>Loss</th> <th>Factor</th> </tr> <tr> <th>MHz</th> <th>dBuV/m</th> <th>dBuV/m</th> <th>dB</th> <th>dBuV</th> <th>dB/m</th> <th>dB</th> <th>dB</th> </tr> </thead> <tbody> <tr> <td>1</td> <td>7124.83</td> <td>57.97</td> <td>119.20</td> <td>-61.23</td> <td>47.25</td> <td>35.47</td> <td>8.68</td> <td>33.43</td> <td>100</td> <td>12</td> <td>Peak</td> </tr> <tr> <td>2</td> <td>7329.53</td> <td>48.97</td> <td>74.00</td> <td>-25.03</td> <td>38.18</td> <td>35.43</td> <td>8.99</td> <td>33.63</td> <td>100</td> <td>12</td> <td>Peak</td> </tr> </tbody> </table>	Limit	Read	Ant	Cable	Preamp	APos	TPos	Remark	Freq	Level	Line	Margin	Level	Factor	Loss	Factor	MHz	dBuV/m	dBuV/m	dB	dBuV	dB/m	dB	dB	1	7124.83	57.97	119.20	-61.23	47.25	35.47	8.68	33.43	100	12	Peak	2	7329.53	48.97	74.00	-25.03	38.18	35.43	8.99	33.63	100	12	Peak	 <p>Level (dBuV/m) vs Frequency (MHz) for Fundamental polarization. Date: 2024-09-01. The plot shows a signal peak at 7115.00 MHz. A red limit line is shown at 122.5 dBuV/m. A blue trace shows the signal level, with a peak at 7115.00 MHz reaching approximately 70 dBuV/m.</p> <table border="1"> <thead> <tr> <th>Limit</th> <th>Read</th> <th>Ant</th> <th>Cable</th> <th>Preamp</th> <th>APos</th> <th>TPos</th> <th>Remark</th> </tr> <tr> <th>Freq</th> <th>Level</th> <th>Line</th> <th>Margin</th> <th>Level</th> <th>Factor</th> <th>Loss</th> <th>Factor</th> </tr> <tr> <th>MHz</th> <th>dBuV/m</th> <th>dBuV/m</th> <th>dB</th> <th>dBuV</th> <th>dB/m</th> <th>dB</th> <th>dB</th> </tr> </thead> <tbody> <tr> <td>1</td> <td>7115.00</td> <td>83.63</td> <td>119.20</td> <td>-35.57</td> <td>72.88</td> <td>35.48</td> <td>8.69</td> <td>33.42</td> <td>100</td> <td>12</td> <td>Peak</td> </tr> </tbody> </table>	Limit	Read	Ant	Cable	Preamp	APos	TPos	Remark	Freq	Level	Line	Margin	Level	Factor	Loss	Factor	MHz	dBuV/m	dBuV/m	dB	dBuV	dB/m	dB	dB	1	7115.00	83.63	119.20	-35.57	72.88	35.48	8.69	33.42	100	12	Peak
	Limit	Read	Ant	Cable	Preamp	APos	TPos	Remark																																																																														
Freq	Level	Line	Margin	Level	Factor	Loss	Factor																																																																															
MHz	dBuV/m	dBuV/m	dB	dBuV	dB/m	dB	dB																																																																															
1	7124.83	57.97	119.20	-61.23	47.25	35.47	8.68	33.43	100	12	Peak																																																																											
2	7329.53	48.97	74.00	-25.03	38.18	35.43	8.99	33.63	100	12	Peak																																																																											
Limit	Read	Ant	Cable	Preamp	APos	TPos	Remark																																																																															
Freq	Level	Line	Margin	Level	Factor	Loss	Factor																																																																															
MHz	dBuV/m	dBuV/m	dB	dBuV	dB/m	dB	dB																																																																															
1	7115.00	83.63	119.20	-35.57	72.88	35.48	8.69	33.42	100	12	Peak																																																																											
Avg	 <p>Level (dBuV/m) vs Frequency (MHz) for Horizontal polarization. Date: 2024-09-01. The plot shows an average signal peak at 7125.00 MHz. A red limit line is shown at 105.0 dBuV/m. A blue trace shows the average signal level, with a peak at 7125.00 MHz reaching approximately 70 dBuV/m.</p> <table border="1"> <thead> <tr> <th>Limit</th> <th>Read</th> <th>Ant</th> <th>Cable</th> <th>Preamp</th> <th>APos</th> <th>TPos</th> <th>Remark</th> </tr> <tr> <th>Freq</th> <th>Level</th> <th>Line</th> <th>Margin</th> <th>Level</th> <th>Factor</th> <th>Loss</th> <th>Factor</th> </tr> <tr> <th>MHz</th> <th>dBuV/m</th> <th>dBuV/m</th> <th>dB</th> <th>dBuV</th> <th>dB/m</th> <th>dB</th> <th>dB</th> </tr> </thead> <tbody> <tr> <td>1</td> <td>7125.00</td> <td>55.26</td> <td>68.20</td> <td>-12.94</td> <td>44.54</td> <td>35.47</td> <td>8.68</td> <td>33.43</td> <td>100</td> <td>12</td> <td>Average</td> </tr> <tr> <td>2</td> <td>7270.02</td> <td>40.95</td> <td>54.00</td> <td>-13.05</td> <td>30.27</td> <td>35.45</td> <td>8.80</td> <td>33.57</td> <td>100</td> <td>12</td> <td>Average</td> </tr> </tbody> </table>	Limit	Read	Ant	Cable	Preamp	APos	TPos	Remark	Freq	Level	Line	Margin	Level	Factor	Loss	Factor	MHz	dBuV/m	dBuV/m	dB	dBuV	dB/m	dB	dB	1	7125.00	55.26	68.20	-12.94	44.54	35.47	8.68	33.43	100	12	Average	2	7270.02	40.95	54.00	-13.05	30.27	35.45	8.80	33.57	100	12	Average	 <p>Level (dBuV/m) vs Frequency (MHz) for Fundamental polarization. Date: 2024-09-01. The plot shows an average signal peak at 7115.00 MHz. A red limit line is shown at 105.0 dBuV/m. A blue trace shows the average signal level, with a peak at 7115.00 MHz reaching approximately 70 dBuV/m.</p> <table border="1"> <thead> <tr> <th>Limit</th> <th>Read</th> <th>Ant</th> <th>Cable</th> <th>Preamp</th> <th>APos</th> <th>TPos</th> <th>Remark</th> </tr> <tr> <th>Freq</th> <th>Level</th> <th>Line</th> <th>Margin</th> <th>Level</th> <th>Factor</th> <th>Loss</th> <th>Factor</th> </tr> <tr> <th>MHz</th> <th>dBuV/m</th> <th>dBuV/m</th> <th>dB</th> <th>dBuV</th> <th>dB/m</th> <th>dB</th> <th>dB</th> </tr> </thead> <tbody> <tr> <td>1</td> <td>7115.00</td> <td>76.45</td> <td>99.20</td> <td>-22.75</td> <td>65.70</td> <td>35.48</td> <td>8.69</td> <td>33.42</td> <td>100</td> <td>12</td> <td>Average</td> </tr> </tbody> </table>	Limit	Read	Ant	Cable	Preamp	APos	TPos	Remark	Freq	Level	Line	Margin	Level	Factor	Loss	Factor	MHz	dBuV/m	dBuV/m	dB	dBuV	dB/m	dB	dB	1	7115.00	76.45	99.20	-22.75	65.70	35.48	8.69	33.42	100	12	Average
Limit	Read	Ant	Cable	Preamp	APos	TPos	Remark																																																																															
Freq	Level	Line	Margin	Level	Factor	Loss	Factor																																																																															
MHz	dBuV/m	dBuV/m	dB	dBuV	dB/m	dB	dB																																																																															
1	7125.00	55.26	68.20	-12.94	44.54	35.47	8.68	33.43	100	12	Average																																																																											
2	7270.02	40.95	54.00	-13.05	30.27	35.45	8.80	33.57	100	12	Average																																																																											
Limit	Read	Ant	Cable	Preamp	APos	TPos	Remark																																																																															
Freq	Level	Line	Margin	Level	Factor	Loss	Factor																																																																															
MHz	dBuV/m	dBuV/m	dB	dBuV	dB/m	dB	dB																																																																															
1	7115.00	76.45	99.20	-22.75	65.70	35.48	8.69	33.42	100	12	Average																																																																											



Mode	143																																																																																					
	Band Edge																																																																																					
	Co-location																																																																																					
ANT	1																																																																																					
Pol.	Vertical	Fundamental																																																																																				
Peak	<p>Date: 2024-09-01</p> <table border="1"> <thead> <tr> <th>Limit</th> <th>Read</th> <th>Ant</th> <th>Cable</th> <th>Preamp</th> <th>APos</th> <th>TPos</th> <th>Remark</th> </tr> <tr> <th>Freq</th> <th>Level</th> <th>Line Margin</th> <th>Level</th> <th>Factor</th> <th>Loss Factor</th> <th></th> <th></th> </tr> <tr> <th>MHz</th> <th>dBuV/m</th> <th>dBuV/m</th> <th>dB</th> <th>dBuV</th> <th>dB/m</th> <th>dB</th> <th>cm</th> </tr> </thead> <tbody> <tr> <td>1</td> <td>7125.00</td> <td>71.73</td> <td>88.20</td> <td>-16.47</td> <td>61.01</td> <td>35.47</td> <td>8.68</td> <td>33.43</td> <td>396</td> <td>22</td> <td>Peak</td> </tr> <tr> <td>2</td> <td>7304.17</td> <td>46.92</td> <td>74.00</td> <td>-27.08</td> <td>36.18</td> <td>35.44</td> <td>8.91</td> <td>33.61</td> <td>396</td> <td>22</td> <td>Peak</td> </tr> </tbody> </table>	Limit	Read	Ant	Cable	Preamp	APos	TPos	Remark	Freq	Level	Line Margin	Level	Factor	Loss Factor			MHz	dBuV/m	dBuV/m	dB	dBuV	dB/m	dB	cm	1	7125.00	71.73	88.20	-16.47	61.01	35.47	8.68	33.43	396	22	Peak	2	7304.17	46.92	74.00	-27.08	36.18	35.44	8.91	33.61	396	22	Peak	<p>Date: 2024-09-01</p> <table border="1"> <thead> <tr> <th>Limit</th> <th>Read</th> <th>Ant</th> <th>Cable</th> <th>Preamp</th> <th>APos</th> <th>TPos</th> <th>Remark</th> </tr> <tr> <th>Freq</th> <th>Level</th> <th>Line Margin</th> <th>Level</th> <th>Factor</th> <th>Loss Factor</th> <th></th> <th></th> </tr> <tr> <th>MHz</th> <th>dBuV/m</th> <th>dBuV/m</th> <th>dB</th> <th>dBuV</th> <th>dB/m</th> <th>dB</th> <th>cm</th> </tr> </thead> <tbody> <tr> <td>1</td> <td>7115.00</td> <td>81.09</td> <td>119.20</td> <td>-38.11</td> <td>70.34</td> <td>35.48</td> <td>8.69</td> <td>33.42</td> <td>396</td> <td>22</td> <td>Peak</td> </tr> </tbody> </table>	Limit	Read	Ant	Cable	Preamp	APos	TPos	Remark	Freq	Level	Line Margin	Level	Factor	Loss Factor			MHz	dBuV/m	dBuV/m	dB	dBuV	dB/m	dB	cm	1	7115.00	81.09	119.20	-38.11	70.34	35.48	8.69	33.42	396	22	Peak
	Limit	Read	Ant	Cable	Preamp	APos	TPos	Remark																																																																														
Freq	Level	Line Margin	Level	Factor	Loss Factor																																																																																	
MHz	dBuV/m	dBuV/m	dB	dBuV	dB/m	dB	cm																																																																															
1	7125.00	71.73	88.20	-16.47	61.01	35.47	8.68	33.43	396	22	Peak																																																																											
2	7304.17	46.92	74.00	-27.08	36.18	35.44	8.91	33.61	396	22	Peak																																																																											
Limit	Read	Ant	Cable	Preamp	APos	TPos	Remark																																																																															
Freq	Level	Line Margin	Level	Factor	Loss Factor																																																																																	
MHz	dBuV/m	dBuV/m	dB	dBuV	dB/m	dB	cm																																																																															
1	7115.00	81.09	119.20	-38.11	70.34	35.48	8.69	33.42	396	22	Peak																																																																											
Avg	<p>Date: 2024-09-01</p> <table border="1"> <thead> <tr> <th>Limit</th> <th>Read</th> <th>Ant</th> <th>Cable</th> <th>Preamp</th> <th>APos</th> <th>TPos</th> <th>Remark</th> </tr> <tr> <th>Freq</th> <th>Level</th> <th>Line Margin</th> <th>Level</th> <th>Factor</th> <th>Loss Factor</th> <th></th> <th></th> </tr> <tr> <th>MHz</th> <th>dBuV/m</th> <th>dBuV/m</th> <th>dB</th> <th>dBuV</th> <th>dB/m</th> <th>dB</th> <th>cm</th> </tr> </thead> <tbody> <tr> <td>1</td> <td>7125.00</td> <td>61.86</td> <td>68.20</td> <td>-6.34</td> <td>51.14</td> <td>35.47</td> <td>8.68</td> <td>33.43</td> <td>396</td> <td>22</td> <td>Peak</td> </tr> <tr> <td>2</td> <td>7303.50</td> <td>40.02</td> <td>54.00</td> <td>-13.98</td> <td>29.27</td> <td>35.44</td> <td>8.91</td> <td>33.60</td> <td>396</td> <td>22</td> <td>Average</td> </tr> </tbody> </table>	Limit	Read	Ant	Cable	Preamp	APos	TPos	Remark	Freq	Level	Line Margin	Level	Factor	Loss Factor			MHz	dBuV/m	dBuV/m	dB	dBuV	dB/m	dB	cm	1	7125.00	61.86	68.20	-6.34	51.14	35.47	8.68	33.43	396	22	Peak	2	7303.50	40.02	54.00	-13.98	29.27	35.44	8.91	33.60	396	22	Average	<p>Date: 2024-09-01</p> <table border="1"> <thead> <tr> <th>Limit</th> <th>Read</th> <th>Ant</th> <th>Cable</th> <th>Preamp</th> <th>APos</th> <th>TPos</th> <th>Remark</th> </tr> <tr> <th>Freq</th> <th>Level</th> <th>Line Margin</th> <th>Level</th> <th>Factor</th> <th>Loss Factor</th> <th></th> <th></th> </tr> <tr> <th>MHz</th> <th>dBuV/m</th> <th>dBuV/m</th> <th>dB</th> <th>dBuV</th> <th>dB/m</th> <th>dB</th> <th>cm</th> </tr> </thead> <tbody> <tr> <td>1</td> <td>7115.00</td> <td>73.09</td> <td>99.20</td> <td>-26.11</td> <td>62.34</td> <td>35.48</td> <td>8.69</td> <td>33.42</td> <td>396</td> <td>22</td> <td>Average</td> </tr> </tbody> </table>	Limit	Read	Ant	Cable	Preamp	APos	TPos	Remark	Freq	Level	Line Margin	Level	Factor	Loss Factor			MHz	dBuV/m	dBuV/m	dB	dBuV	dB/m	dB	cm	1	7115.00	73.09	99.20	-26.11	62.34	35.48	8.69	33.42	396	22	Average
Limit	Read	Ant	Cable	Preamp	APos	TPos	Remark																																																																															
Freq	Level	Line Margin	Level	Factor	Loss Factor																																																																																	
MHz	dBuV/m	dBuV/m	dB	dBuV	dB/m	dB	cm																																																																															
1	7125.00	61.86	68.20	-6.34	51.14	35.47	8.68	33.43	396	22	Peak																																																																											
2	7303.50	40.02	54.00	-13.98	29.27	35.44	8.91	33.60	396	22	Average																																																																											
Limit	Read	Ant	Cable	Preamp	APos	TPos	Remark																																																																															
Freq	Level	Line Margin	Level	Factor	Loss Factor																																																																																	
MHz	dBuV/m	dBuV/m	dB	dBuV	dB/m	dB	cm																																																																															
1	7115.00	73.09	99.20	-26.11	62.34	35.48	8.69	33.42	396	22	Average																																																																											



Mode	143																																																																																																																																					
	Harmonic																																																																																																																																					
	Co-location																																																																																																																																					
ANT	1																																																																																																																																					
Pol.	Horizontal	Vertical																																																																																																																																				
Peak Avg	<p>Data: 5 Date: 2024-09-01</p> <table border="1"> <thead> <tr> <th>Freq</th> <th>Level</th> <th>Over Limit</th> <th>Limit Line</th> <th>ReadAntenna Level</th> <th>Antenna Factor</th> <th>Cable Loss</th> <th>Preamp Loss</th> <th>A/Pos</th> <th>T/Pos</th> <th>Remark</th> </tr> <tr> <th>MHz</th> <th>dBuV/m</th> <th>dB</th> <th>dBuV/m</th> <th>dBuV</th> <th>dB/m</th> <th>dB</th> <th>dB</th> <th>cm</th> <th>deg</th> <th></th> </tr> </thead> <tbody> <tr> <td>1</td> <td>4824.00</td> <td>39.13</td> <td>-34.87</td> <td>74.00</td> <td>62.35</td> <td>34.26</td> <td>7.75</td> <td>65.23</td> <td>---</td> <td>Peak</td> </tr> <tr> <td>2</td> <td>4956.00</td> <td>41.49</td> <td>-32.51</td> <td>74.00</td> <td>64.53</td> <td>34.45</td> <td>7.80</td> <td>65.29</td> <td>---</td> <td>Peak</td> </tr> <tr> <td>3</td> <td>7434.00</td> <td>40.90</td> <td>-33.10</td> <td>74.00</td> <td>60.06</td> <td>35.41</td> <td>9.19</td> <td>64.56</td> <td>---</td> <td>Peak</td> </tr> <tr> <td>4</td> <td>14230.00</td> <td>47.99</td> <td>-40.21</td> <td>88.20</td> <td>60.30</td> <td>38.54</td> <td>12.73</td> <td>63.58</td> <td>---</td> <td>Peak</td> </tr> </tbody> </table>	Freq	Level	Over Limit	Limit Line	ReadAntenna Level	Antenna Factor	Cable Loss	Preamp Loss	A/Pos	T/Pos	Remark	MHz	dBuV/m	dB	dBuV/m	dBuV	dB/m	dB	dB	cm	deg		1	4824.00	39.13	-34.87	74.00	62.35	34.26	7.75	65.23	---	Peak	2	4956.00	41.49	-32.51	74.00	64.53	34.45	7.80	65.29	---	Peak	3	7434.00	40.90	-33.10	74.00	60.06	35.41	9.19	64.56	---	Peak	4	14230.00	47.99	-40.21	88.20	60.30	38.54	12.73	63.58	---	Peak	<p>Data: 6 Date: 2024-09-03</p> <table border="1"> <thead> <tr> <th>Freq</th> <th>Level</th> <th>Over Limit</th> <th>Limit Line</th> <th>ReadAntenna Level</th> <th>Antenna Factor</th> <th>Cable Loss</th> <th>Preamp Loss</th> <th>A/Pos</th> <th>T/Pos</th> <th>Remark</th> </tr> <tr> <th>MHz</th> <th>dBuV/m</th> <th>dB</th> <th>dBuV/m</th> <th>dBuV</th> <th>dB/m</th> <th>dB</th> <th>dB</th> <th>cm</th> <th>deg</th> <th></th> </tr> </thead> <tbody> <tr> <td>1</td> <td>4824.00</td> <td>40.33</td> <td>-33.67</td> <td>74.00</td> <td>63.55</td> <td>34.26</td> <td>7.75</td> <td>65.23</td> <td>---</td> <td>Peak</td> </tr> <tr> <td>2</td> <td>4956.00</td> <td>41.68</td> <td>-32.32</td> <td>74.00</td> <td>64.72</td> <td>34.45</td> <td>7.80</td> <td>65.29</td> <td>---</td> <td>Peak</td> </tr> <tr> <td>3</td> <td>7434.00</td> <td>39.28</td> <td>-34.72</td> <td>74.00</td> <td>59.24</td> <td>35.41</td> <td>9.19</td> <td>64.56</td> <td>---</td> <td>Peak</td> </tr> <tr> <td>4</td> <td>14230.00</td> <td>49.22</td> <td>-38.98</td> <td>88.20</td> <td>61.53</td> <td>38.54</td> <td>12.73</td> <td>63.58</td> <td>---</td> <td>Peak</td> </tr> </tbody> </table>	Freq	Level	Over Limit	Limit Line	ReadAntenna Level	Antenna Factor	Cable Loss	Preamp Loss	A/Pos	T/Pos	Remark	MHz	dBuV/m	dB	dBuV/m	dBuV	dB/m	dB	dB	cm	deg		1	4824.00	40.33	-33.67	74.00	63.55	34.26	7.75	65.23	---	Peak	2	4956.00	41.68	-32.32	74.00	64.72	34.45	7.80	65.29	---	Peak	3	7434.00	39.28	-34.72	74.00	59.24	35.41	9.19	64.56	---	Peak	4	14230.00	49.22	-38.98	88.20	61.53	38.54	12.73	63.58	---	Peak
	Freq	Level	Over Limit	Limit Line	ReadAntenna Level	Antenna Factor	Cable Loss	Preamp Loss	A/Pos	T/Pos	Remark																																																																																																																											
MHz	dBuV/m	dB	dBuV/m	dBuV	dB/m	dB	dB	cm	deg																																																																																																																													
1	4824.00	39.13	-34.87	74.00	62.35	34.26	7.75	65.23	---	Peak																																																																																																																												
2	4956.00	41.49	-32.51	74.00	64.53	34.45	7.80	65.29	---	Peak																																																																																																																												
3	7434.00	40.90	-33.10	74.00	60.06	35.41	9.19	64.56	---	Peak																																																																																																																												
4	14230.00	47.99	-40.21	88.20	60.30	38.54	12.73	63.58	---	Peak																																																																																																																												
Freq	Level	Over Limit	Limit Line	ReadAntenna Level	Antenna Factor	Cable Loss	Preamp Loss	A/Pos	T/Pos	Remark																																																																																																																												
MHz	dBuV/m	dB	dBuV/m	dBuV	dB/m	dB	dB	cm	deg																																																																																																																													
1	4824.00	40.33	-33.67	74.00	63.55	34.26	7.75	65.23	---	Peak																																																																																																																												
2	4956.00	41.68	-32.32	74.00	64.72	34.45	7.80	65.29	---	Peak																																																																																																																												
3	7434.00	39.28	-34.72	74.00	59.24	35.41	9.19	64.56	---	Peak																																																																																																																												
4	14230.00	49.22	-38.98	88.20	61.53	38.54	12.73	63.58	---	Peak																																																																																																																												



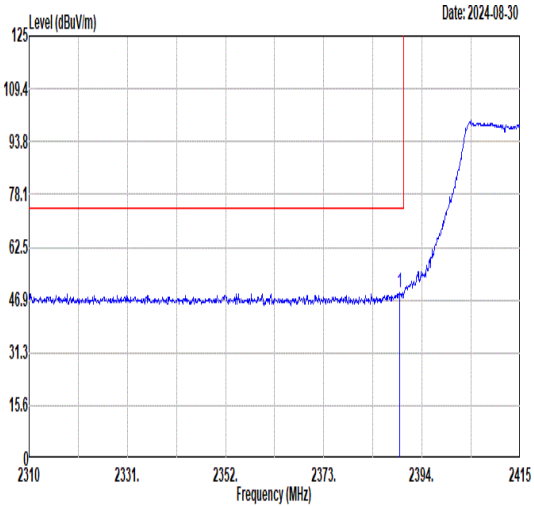
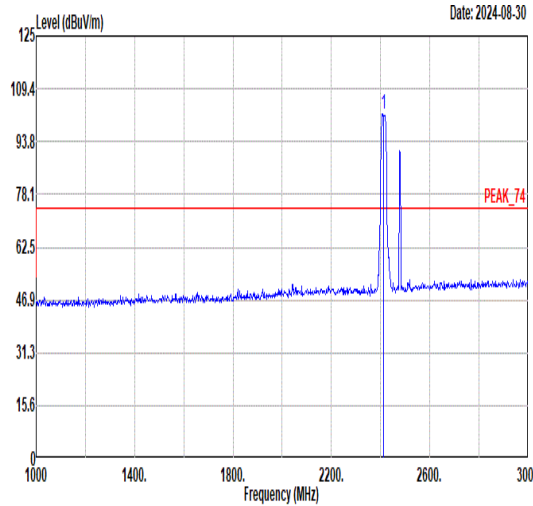
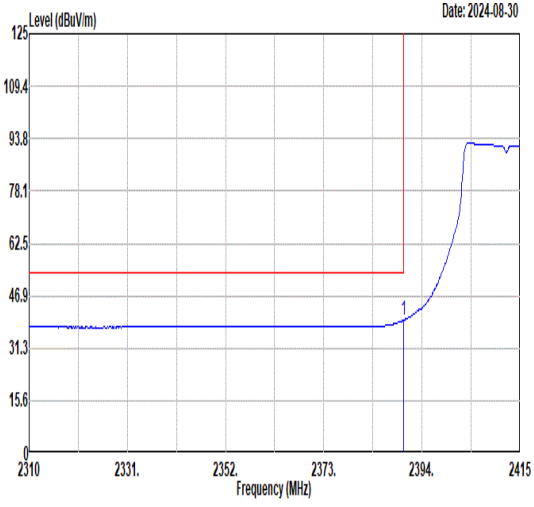
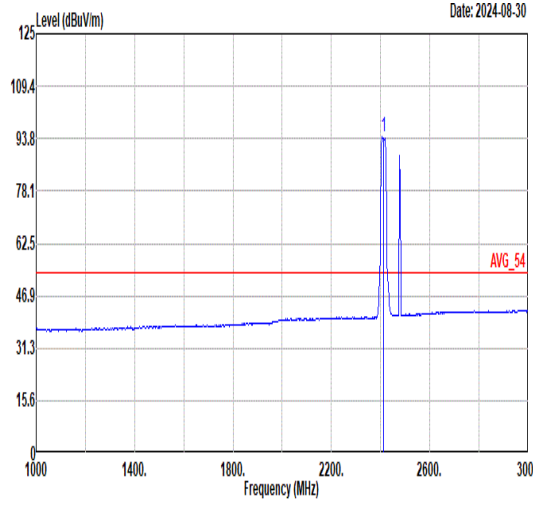
	144																																																																											
Mode	Band Edge																																																																											
	Co-location																																																																											
ANT	1																																																																											
Pol.	Horizontal	Fundamental																																																																										
Peak	<table border="1"> <thead> <tr> <th>Limit</th> <th>Read</th> <th>Ant</th> <th>Cable</th> <th>Preamp</th> <th>APos</th> <th>TPos</th> <th>Remark</th> </tr> <tr> <th>Freq</th> <th>Level</th> <th>Line Margin</th> <th>Level Factor</th> <th>Loss Factor</th> <th></th> <th></th> <th></th> </tr> <tr> <th>MHz</th> <th>dBuV/m</th> <th>dBuV/m</th> <th>dB</th> <th>dBuV</th> <th>dB/m</th> <th>dB</th> <th>cm</th> <th>deg</th> </tr> </thead> <tbody> <tr> <td>1</td> <td>2487.16</td> <td>49.32</td> <td>74.00</td> <td>-24.68</td> <td>47.03</td> <td>30.87</td> <td>4.93</td> <td>33.51</td> <td>378</td> <td>194</td> <td>Peak</td> </tr> </tbody> </table>	Limit	Read	Ant	Cable	Preamp	APos	TPos	Remark	Freq	Level	Line Margin	Level Factor	Loss Factor				MHz	dBuV/m	dBuV/m	dB	dBuV	dB/m	dB	cm	deg	1	2487.16	49.32	74.00	-24.68	47.03	30.87	4.93	33.51	378	194	Peak	<table border="1"> <thead> <tr> <th>Limit</th> <th>Read</th> <th>Ant</th> <th>Cable</th> <th>Preamp</th> <th>APos</th> <th>TPos</th> <th>Remark</th> </tr> <tr> <th>Freq</th> <th>Level</th> <th>Line Margin</th> <th>Level Factor</th> <th>Loss Factor</th> <th></th> <th></th> <th></th> </tr> <tr> <th>MHz</th> <th>dBuV/m</th> <th>dBuV/m</th> <th>dB</th> <th>dBuV</th> <th>dB/m</th> <th>dB</th> <th>cm</th> <th>deg</th> </tr> </thead> <tbody> <tr> <td>1</td> <td>2478.00</td> <td>105.48</td> <td>-----</td> <td>-----</td> <td>103.26</td> <td>30.83</td> <td>4.91</td> <td>33.52</td> <td>378</td> <td>194</td> <td>Peak</td> </tr> </tbody> </table>	Limit	Read	Ant	Cable	Preamp	APos	TPos	Remark	Freq	Level	Line Margin	Level Factor	Loss Factor				MHz	dBuV/m	dBuV/m	dB	dBuV	dB/m	dB	cm	deg	1	2478.00	105.48	-----	-----	103.26	30.83	4.91	33.52	378	194	Peak
	Limit	Read	Ant	Cable	Preamp	APos	TPos	Remark																																																																				
Freq	Level	Line Margin	Level Factor	Loss Factor																																																																								
MHz	dBuV/m	dBuV/m	dB	dBuV	dB/m	dB	cm	deg																																																																				
1	2487.16	49.32	74.00	-24.68	47.03	30.87	4.93	33.51	378	194	Peak																																																																	
Limit	Read	Ant	Cable	Preamp	APos	TPos	Remark																																																																					
Freq	Level	Line Margin	Level Factor	Loss Factor																																																																								
MHz	dBuV/m	dBuV/m	dB	dBuV	dB/m	dB	cm	deg																																																																				
1	2478.00	105.48	-----	-----	103.26	30.83	4.91	33.52	378	194	Peak																																																																	
Avg	<table border="1"> <thead> <tr> <th>Limit</th> <th>Read</th> <th>Ant</th> <th>Cable</th> <th>Preamp</th> <th>APos</th> <th>TPos</th> <th>Remark</th> </tr> <tr> <th>Freq</th> <th>Level</th> <th>Line Margin</th> <th>Level Factor</th> <th>Loss Factor</th> <th></th> <th></th> <th></th> </tr> <tr> <th>MHz</th> <th>dBuV/m</th> <th>dBuV/m</th> <th>dB</th> <th>dBuV</th> <th>dB/m</th> <th>dB</th> <th>cm</th> <th>deg</th> </tr> </thead> <tbody> <tr> <td>1</td> <td>2491.16</td> <td>41.71</td> <td>54.00</td> <td>-12.29</td> <td>39.41</td> <td>30.88</td> <td>4.93</td> <td>33.51</td> <td>378</td> <td>194</td> <td>Average</td> </tr> </tbody> </table>	Limit	Read	Ant	Cable	Preamp	APos	TPos	Remark	Freq	Level	Line Margin	Level Factor	Loss Factor				MHz	dBuV/m	dBuV/m	dB	dBuV	dB/m	dB	cm	deg	1	2491.16	41.71	54.00	-12.29	39.41	30.88	4.93	33.51	378	194	Average	<table border="1"> <thead> <tr> <th>Limit</th> <th>Read</th> <th>Ant</th> <th>Cable</th> <th>Preamp</th> <th>APos</th> <th>TPos</th> <th>Remark</th> </tr> <tr> <th>Freq</th> <th>Level</th> <th>Line Margin</th> <th>Level Factor</th> <th>Loss Factor</th> <th></th> <th></th> <th></th> </tr> <tr> <th>MHz</th> <th>dBuV/m</th> <th>dBuV/m</th> <th>dB</th> <th>dBuV</th> <th>dB/m</th> <th>dB</th> <th>cm</th> <th>deg</th> </tr> </thead> <tbody> <tr> <td>1</td> <td>2478.00</td> <td>104.25</td> <td>-----</td> <td>-----</td> <td>102.03</td> <td>30.83</td> <td>4.91</td> <td>33.52</td> <td>378</td> <td>194</td> <td>Average</td> </tr> </tbody> </table>	Limit	Read	Ant	Cable	Preamp	APos	TPos	Remark	Freq	Level	Line Margin	Level Factor	Loss Factor				MHz	dBuV/m	dBuV/m	dB	dBuV	dB/m	dB	cm	deg	1	2478.00	104.25	-----	-----	102.03	30.83	4.91	33.52	378	194	Average
Limit	Read	Ant	Cable	Preamp	APos	TPos	Remark																																																																					
Freq	Level	Line Margin	Level Factor	Loss Factor																																																																								
MHz	dBuV/m	dBuV/m	dB	dBuV	dB/m	dB	cm	deg																																																																				
1	2491.16	41.71	54.00	-12.29	39.41	30.88	4.93	33.51	378	194	Average																																																																	
Limit	Read	Ant	Cable	Preamp	APos	TPos	Remark																																																																					
Freq	Level	Line Margin	Level Factor	Loss Factor																																																																								
MHz	dBuV/m	dBuV/m	dB	dBuV	dB/m	dB	cm	deg																																																																				
1	2478.00	104.25	-----	-----	102.03	30.83	4.91	33.52	378	194	Average																																																																	

Remark: In co-location mode, the signals exceeding the limit are all the fundamental frequency which can be ignored.



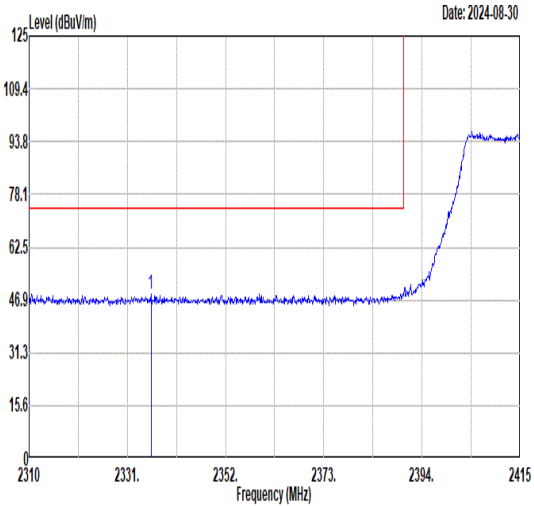
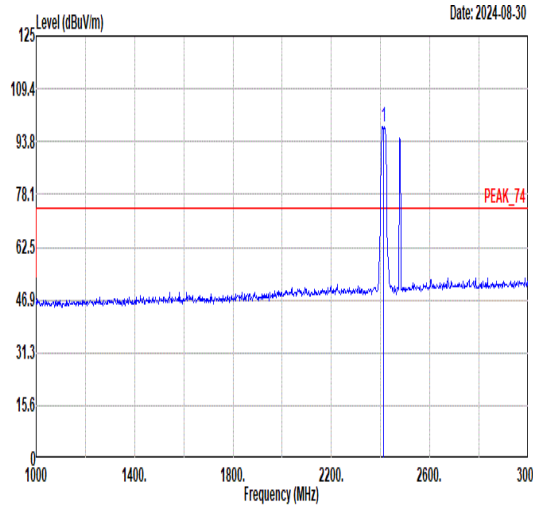
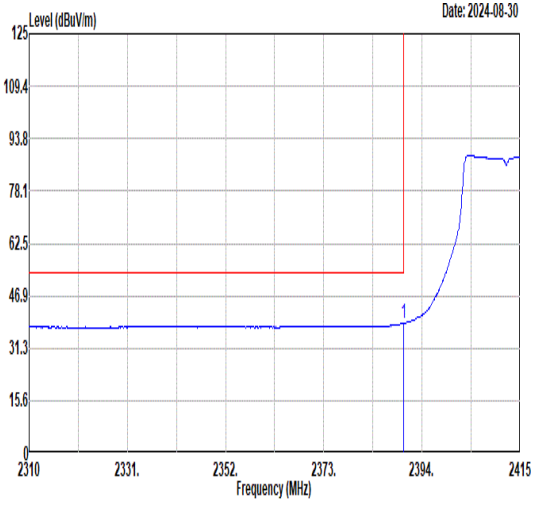
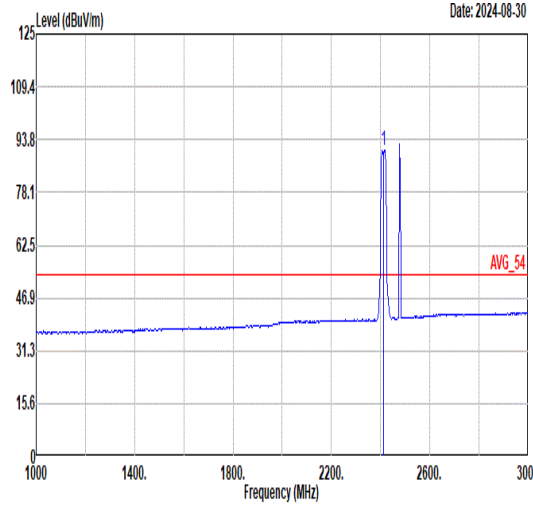
	144																																																																																																							
Mode	Band Edge																																																																																																							
	Co-location																																																																																																							
ANT	1																																																																																																							
Pol.	Vertical	Fundamental																																																																																																						
Peak	<p style="text-align: right;">Date: 2024-08-30</p> <table border="1"> <thead> <tr> <th>Limit</th> <th>Read</th> <th>Ant</th> <th>Cable</th> <th>Preamp</th> <th>APos</th> <th>TPos</th> <th>Remark</th> </tr> <tr> <th>Freq</th> <th>Level</th> <th>Line</th> <th>Margin</th> <th>Level</th> <th>Factor</th> <th>Loss</th> <th>Factor</th> </tr> <tr> <th>MHz</th> <th>dBuV/m</th> <th>dBuV/m</th> <th>dB</th> <th>dBuV</th> <th>dB/m</th> <th>dB</th> <th>dB</th> </tr> </thead> <tbody> <tr> <td>1</td> <td>2490.36</td> <td>49.52</td> <td>74.00</td> <td>-24.48</td> <td>47.22</td> <td>30.88</td> <td>4.93</td> <td>33.51</td> </tr> <tr> <td></td> <td></td> <td></td> <td></td> <td></td> <td></td> <td></td> <td>398</td> <td>320</td> </tr> <tr> <td></td> <td></td> <td></td> <td></td> <td></td> <td></td> <td></td> <td></td> <td>Peak</td> </tr> </tbody> </table>	Limit	Read	Ant	Cable	Preamp	APos	TPos	Remark	Freq	Level	Line	Margin	Level	Factor	Loss	Factor	MHz	dBuV/m	dBuV/m	dB	dBuV	dB/m	dB	dB	1	2490.36	49.52	74.00	-24.48	47.22	30.88	4.93	33.51								398	320									Peak	<p style="text-align: right;">Date: 2024-08-30</p> <table border="1"> <thead> <tr> <th>Limit</th> <th>Read</th> <th>Ant</th> <th>Cable</th> <th>Preamp</th> <th>APos</th> <th>TPos</th> <th>Remark</th> </tr> <tr> <th>Freq</th> <th>Level</th> <th>Line</th> <th>Margin</th> <th>Level</th> <th>Factor</th> <th>Loss</th> <th>Factor</th> </tr> <tr> <th>MHz</th> <th>dBuV/m</th> <th>dBuV/m</th> <th>dB</th> <th>dBuV</th> <th>dB/m</th> <th>dB</th> <th>dB</th> </tr> </thead> <tbody> <tr> <td>1</td> <td>2478.00</td> <td>97.85</td> <td>-----</td> <td>-----</td> <td>95.63</td> <td>30.83</td> <td>4.91</td> <td>33.52</td> </tr> <tr> <td></td> <td></td> <td></td> <td></td> <td></td> <td></td> <td></td> <td>398</td> <td>320</td> </tr> <tr> <td></td> <td></td> <td></td> <td></td> <td></td> <td></td> <td></td> <td></td> <td>Peak</td> </tr> </tbody> </table>	Limit	Read	Ant	Cable	Preamp	APos	TPos	Remark	Freq	Level	Line	Margin	Level	Factor	Loss	Factor	MHz	dBuV/m	dBuV/m	dB	dBuV	dB/m	dB	dB	1	2478.00	97.85	-----	-----	95.63	30.83	4.91	33.52								398	320									Peak
	Limit	Read	Ant	Cable	Preamp	APos	TPos	Remark																																																																																																
Freq	Level	Line	Margin	Level	Factor	Loss	Factor																																																																																																	
MHz	dBuV/m	dBuV/m	dB	dBuV	dB/m	dB	dB																																																																																																	
1	2490.36	49.52	74.00	-24.48	47.22	30.88	4.93	33.51																																																																																																
							398	320																																																																																																
								Peak																																																																																																
Limit	Read	Ant	Cable	Preamp	APos	TPos	Remark																																																																																																	
Freq	Level	Line	Margin	Level	Factor	Loss	Factor																																																																																																	
MHz	dBuV/m	dBuV/m	dB	dBuV	dB/m	dB	dB																																																																																																	
1	2478.00	97.85	-----	-----	95.63	30.83	4.91	33.52																																																																																																
							398	320																																																																																																
								Peak																																																																																																
Avg	<p style="text-align: right;">Date: 2024-08-30</p> <table border="1"> <thead> <tr> <th>Limit</th> <th>Read</th> <th>Ant</th> <th>Cable</th> <th>Preamp</th> <th>APos</th> <th>TPos</th> <th>Remark</th> </tr> <tr> <th>Freq</th> <th>Level</th> <th>Line</th> <th>Margin</th> <th>Level</th> <th>Factor</th> <th>Loss</th> <th>Factor</th> </tr> <tr> <th>MHz</th> <th>dBuV/m</th> <th>dBuV/m</th> <th>dB</th> <th>dBuV</th> <th>dB/m</th> <th>dB</th> <th>dB</th> </tr> </thead> <tbody> <tr> <td>1</td> <td>2486.36</td> <td>41.59</td> <td>54.00</td> <td>-12.41</td> <td>39.32</td> <td>30.86</td> <td>4.92</td> <td>33.51</td> </tr> <tr> <td></td> <td></td> <td></td> <td></td> <td></td> <td></td> <td></td> <td>398</td> <td>320</td> </tr> <tr> <td></td> <td></td> <td></td> <td></td> <td></td> <td></td> <td></td> <td></td> <td>Average</td> </tr> </tbody> </table>	Limit	Read	Ant	Cable	Preamp	APos	TPos	Remark	Freq	Level	Line	Margin	Level	Factor	Loss	Factor	MHz	dBuV/m	dBuV/m	dB	dBuV	dB/m	dB	dB	1	2486.36	41.59	54.00	-12.41	39.32	30.86	4.92	33.51								398	320									Average	<p style="text-align: right;">Date: 2024-08-30</p> <table border="1"> <thead> <tr> <th>Limit</th> <th>Read</th> <th>Ant</th> <th>Cable</th> <th>Preamp</th> <th>APos</th> <th>TPos</th> <th>Remark</th> </tr> <tr> <th>Freq</th> <th>Level</th> <th>Line</th> <th>Margin</th> <th>Level</th> <th>Factor</th> <th>Loss</th> <th>Factor</th> </tr> <tr> <th>MHz</th> <th>dBuV/m</th> <th>dBuV/m</th> <th>dB</th> <th>dBuV</th> <th>dB/m</th> <th>dB</th> <th>dB</th> </tr> </thead> <tbody> <tr> <td>1</td> <td>2478.00</td> <td>96.41</td> <td>-----</td> <td>-----</td> <td>94.19</td> <td>30.83</td> <td>4.91</td> <td>33.52</td> </tr> <tr> <td></td> <td></td> <td></td> <td></td> <td></td> <td></td> <td></td> <td>398</td> <td>320</td> </tr> <tr> <td></td> <td></td> <td></td> <td></td> <td></td> <td></td> <td></td> <td></td> <td>Average</td> </tr> </tbody> </table>	Limit	Read	Ant	Cable	Preamp	APos	TPos	Remark	Freq	Level	Line	Margin	Level	Factor	Loss	Factor	MHz	dBuV/m	dBuV/m	dB	dBuV	dB/m	dB	dB	1	2478.00	96.41	-----	-----	94.19	30.83	4.91	33.52								398	320									Average
	Limit	Read	Ant	Cable	Preamp	APos	TPos	Remark																																																																																																
Freq	Level	Line	Margin	Level	Factor	Loss	Factor																																																																																																	
MHz	dBuV/m	dBuV/m	dB	dBuV	dB/m	dB	dB																																																																																																	
1	2486.36	41.59	54.00	-12.41	39.32	30.86	4.92	33.51																																																																																																
							398	320																																																																																																
								Average																																																																																																
Limit	Read	Ant	Cable	Preamp	APos	TPos	Remark																																																																																																	
Freq	Level	Line	Margin	Level	Factor	Loss	Factor																																																																																																	
MHz	dBuV/m	dBuV/m	dB	dBuV	dB/m	dB	dB																																																																																																	
1	2478.00	96.41	-----	-----	94.19	30.83	4.91	33.52																																																																																																
							398	320																																																																																																
								Average																																																																																																
Mode	144																																																																																																							



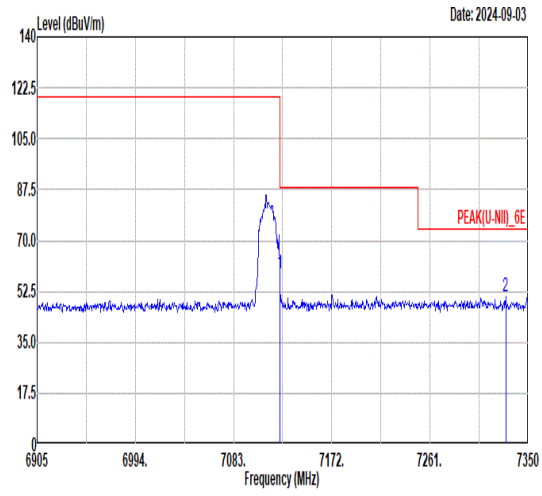
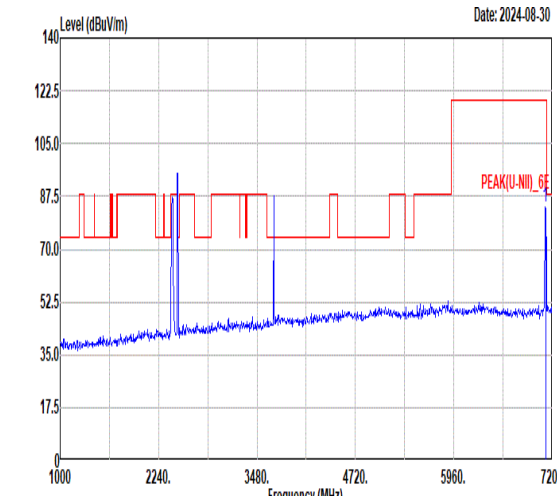
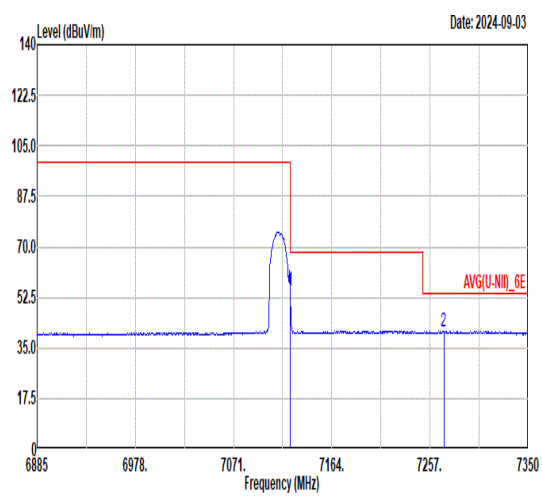
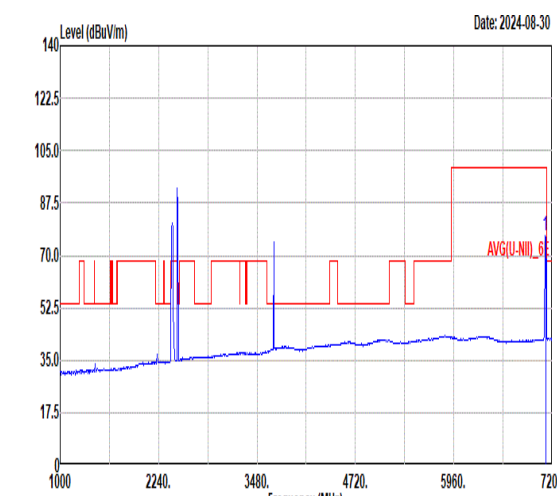
		Band Edge																																																																												
		Co-location																																																																												
ANT	1																																																																													
Pol.	Horizontal	Fundamental																																																																												
Peak	 <p>Date: 2024-08-30</p> <table border="1"> <thead> <tr> <th>Limit</th> <th>Read</th> <th>Ant</th> <th>Cable</th> <th>Preamp</th> <th>APos</th> <th>TPos</th> <th>Remark</th> </tr> <tr> <th>Freq</th> <th>Level</th> <th>Line Margin</th> <th>Level Factor</th> <th>Loss Factor</th> <th></th> <th></th> <th></th> </tr> <tr> <th>MHz</th> <th>dBuV/m</th> <th>dBuV/m</th> <th>dB</th> <th>dBuV</th> <th>dB/m</th> <th>dB</th> <th>dB</th> <th>cm</th> <th>deg</th> </tr> </thead> <tbody> <tr> <td>1</td> <td>2389.17</td> <td>48.89</td> <td>74.00</td> <td>-25.11</td> <td>47.06</td> <td>30.61</td> <td>4.79</td> <td>33.57</td> <td>367</td> <td>16</td> <td>Peak</td> </tr> </tbody> </table>	Limit	Read	Ant	Cable	Preamp	APos	TPos	Remark	Freq	Level	Line Margin	Level Factor	Loss Factor				MHz	dBuV/m	dBuV/m	dB	dBuV	dB/m	dB	dB	cm	deg	1	2389.17	48.89	74.00	-25.11	47.06	30.61	4.79	33.57	367	16	Peak	 <p>Date: 2024-08-30</p> <table border="1"> <thead> <tr> <th>Limit</th> <th>Read</th> <th>Ant</th> <th>Cable</th> <th>Preamp</th> <th>APos</th> <th>TPos</th> <th>Remark</th> </tr> <tr> <th>Freq</th> <th>Level</th> <th>Line Margin</th> <th>Level Factor</th> <th>Loss Factor</th> <th></th> <th></th> <th></th> </tr> <tr> <th>MHz</th> <th>dBuV/m</th> <th>dBuV/m</th> <th>dB</th> <th>dBuV</th> <th>dB/m</th> <th>dB</th> <th>dB</th> <th>cm</th> <th>deg</th> </tr> </thead> <tbody> <tr> <td>1</td> <td>2412.00</td> <td>102.00</td> <td>74.00</td> <td>28.00</td> <td>100.09</td> <td>30.64</td> <td>4.82</td> <td>33.55</td> <td>367</td> <td>16</td> <td>PEAK_74</td> </tr> </tbody> </table>	Limit	Read	Ant	Cable	Preamp	APos	TPos	Remark	Freq	Level	Line Margin	Level Factor	Loss Factor				MHz	dBuV/m	dBuV/m	dB	dBuV	dB/m	dB	dB	cm	deg	1	2412.00	102.00	74.00	28.00	100.09	30.64	4.82	33.55	367	16	PEAK_74
	Limit	Read	Ant	Cable	Preamp	APos	TPos	Remark																																																																						
Freq	Level	Line Margin	Level Factor	Loss Factor																																																																										
MHz	dBuV/m	dBuV/m	dB	dBuV	dB/m	dB	dB	cm	deg																																																																					
1	2389.17	48.89	74.00	-25.11	47.06	30.61	4.79	33.57	367	16	Peak																																																																			
Limit	Read	Ant	Cable	Preamp	APos	TPos	Remark																																																																							
Freq	Level	Line Margin	Level Factor	Loss Factor																																																																										
MHz	dBuV/m	dBuV/m	dB	dBuV	dB/m	dB	dB	cm	deg																																																																					
1	2412.00	102.00	74.00	28.00	100.09	30.64	4.82	33.55	367	16	PEAK_74																																																																			
Avg	 <p>Date: 2024-08-30</p> <table border="1"> <thead> <tr> <th>Limit</th> <th>Read</th> <th>Ant</th> <th>Cable</th> <th>Preamp</th> <th>APos</th> <th>TPos</th> <th>Remark</th> </tr> <tr> <th>Freq</th> <th>Level</th> <th>Line Margin</th> <th>Level Factor</th> <th>Loss Factor</th> <th></th> <th></th> <th></th> </tr> <tr> <th>MHz</th> <th>dBuV/m</th> <th>dBuV/m</th> <th>dB</th> <th>dBuV</th> <th>dB/m</th> <th>dB</th> <th>dB</th> <th>cm</th> <th>deg</th> </tr> </thead> <tbody> <tr> <td>1</td> <td>2390.00</td> <td>39.59</td> <td>54.00</td> <td>-14.41</td> <td>37.75</td> <td>30.61</td> <td>4.80</td> <td>33.57</td> <td>367</td> <td>16</td> <td>Average</td> </tr> </tbody> </table>	Limit	Read	Ant	Cable	Preamp	APos	TPos	Remark	Freq	Level	Line Margin	Level Factor	Loss Factor				MHz	dBuV/m	dBuV/m	dB	dBuV	dB/m	dB	dB	cm	deg	1	2390.00	39.59	54.00	-14.41	37.75	30.61	4.80	33.57	367	16	Average	 <p>Date: 2024-08-30</p> <table border="1"> <thead> <tr> <th>Limit</th> <th>Read</th> <th>Ant</th> <th>Cable</th> <th>Preamp</th> <th>APos</th> <th>TPos</th> <th>Remark</th> </tr> <tr> <th>Freq</th> <th>Level</th> <th>Line Margin</th> <th>Level Factor</th> <th>Loss Factor</th> <th></th> <th></th> <th></th> </tr> <tr> <th>MHz</th> <th>dBuV/m</th> <th>dBuV/m</th> <th>dB</th> <th>dBuV</th> <th>dB/m</th> <th>dB</th> <th>dB</th> <th>cm</th> <th>deg</th> </tr> </thead> <tbody> <tr> <td>1</td> <td>2412.00</td> <td>94.26</td> <td>54.00</td> <td>40.26</td> <td>92.35</td> <td>30.64</td> <td>4.82</td> <td>33.55</td> <td>367</td> <td>16</td> <td>AVG_54</td> </tr> </tbody> </table>	Limit	Read	Ant	Cable	Preamp	APos	TPos	Remark	Freq	Level	Line Margin	Level Factor	Loss Factor				MHz	dBuV/m	dBuV/m	dB	dBuV	dB/m	dB	dB	cm	deg	1	2412.00	94.26	54.00	40.26	92.35	30.64	4.82	33.55	367	16	AVG_54
	Limit	Read	Ant	Cable	Preamp	APos	TPos	Remark																																																																						
Freq	Level	Line Margin	Level Factor	Loss Factor																																																																										
MHz	dBuV/m	dBuV/m	dB	dBuV	dB/m	dB	dB	cm	deg																																																																					
1	2390.00	39.59	54.00	-14.41	37.75	30.61	4.80	33.57	367	16	Average																																																																			
Limit	Read	Ant	Cable	Preamp	APos	TPos	Remark																																																																							
Freq	Level	Line Margin	Level Factor	Loss Factor																																																																										
MHz	dBuV/m	dBuV/m	dB	dBuV	dB/m	dB	dB	cm	deg																																																																					
1	2412.00	94.26	54.00	40.26	92.35	30.64	4.82	33.55	367	16	AVG_54																																																																			

Mode	144
------	-----



		Band Edge																																																																												
		Co-location																																																																												
ANT	1																																																																													
Pol.	Vertical	Fundamental																																																																												
Peak	 <p>Date: 2024-08-30</p> <table border="1"> <thead> <tr> <th>Limit</th> <th>Read</th> <th>Ant</th> <th>Cable</th> <th>Preamp</th> <th>APos</th> <th>TPos</th> <th>Remark</th> </tr> <tr> <th>Freq</th> <th>Level</th> <th>Line Margin</th> <th>Level Factor</th> <th>Loss Factor</th> <th></th> <th></th> <th></th> </tr> <tr> <th>MHz</th> <th>dBuV/m</th> <th>dBuV/m</th> <th>dB</th> <th>dBuV</th> <th>dB/m</th> <th>dB</th> <th>dB</th> <th>cm</th> <th>deg</th> </tr> </thead> <tbody> <tr> <td>1</td> <td>2336.04</td> <td>48.76</td> <td>74.00</td> <td>-25.24</td> <td>46.91</td> <td>30.71</td> <td>4.74</td> <td>33.60</td> <td>366</td> <td>268</td> <td>Peak</td> </tr> </tbody> </table>	Limit	Read	Ant	Cable	Preamp	APos	TPos	Remark	Freq	Level	Line Margin	Level Factor	Loss Factor				MHz	dBuV/m	dBuV/m	dB	dBuV	dB/m	dB	dB	cm	deg	1	2336.04	48.76	74.00	-25.24	46.91	30.71	4.74	33.60	366	268	Peak	 <p>Date: 2024-08-30</p> <table border="1"> <thead> <tr> <th>Limit</th> <th>Read</th> <th>Ant</th> <th>Cable</th> <th>Preamp</th> <th>APos</th> <th>TPos</th> <th>Remark</th> </tr> <tr> <th>Freq</th> <th>Level</th> <th>Line Margin</th> <th>Level Factor</th> <th>Loss Factor</th> <th></th> <th></th> <th></th> </tr> <tr> <th>MHz</th> <th>dBuV/m</th> <th>dBuV/m</th> <th>dB</th> <th>dBuV</th> <th>dB/m</th> <th>dB</th> <th>dB</th> <th>cm</th> <th>deg</th> </tr> </thead> <tbody> <tr> <td>1</td> <td>2412.00</td> <td>98.28</td> <td>74.00</td> <td>24.28</td> <td>96.37</td> <td>30.64</td> <td>4.82</td> <td>33.55</td> <td>366</td> <td>268</td> <td>Peak</td> </tr> </tbody> </table>	Limit	Read	Ant	Cable	Preamp	APos	TPos	Remark	Freq	Level	Line Margin	Level Factor	Loss Factor				MHz	dBuV/m	dBuV/m	dB	dBuV	dB/m	dB	dB	cm	deg	1	2412.00	98.28	74.00	24.28	96.37	30.64	4.82	33.55	366	268	Peak
	Limit	Read	Ant	Cable	Preamp	APos	TPos	Remark																																																																						
Freq	Level	Line Margin	Level Factor	Loss Factor																																																																										
MHz	dBuV/m	dBuV/m	dB	dBuV	dB/m	dB	dB	cm	deg																																																																					
1	2336.04	48.76	74.00	-25.24	46.91	30.71	4.74	33.60	366	268	Peak																																																																			
Limit	Read	Ant	Cable	Preamp	APos	TPos	Remark																																																																							
Freq	Level	Line Margin	Level Factor	Loss Factor																																																																										
MHz	dBuV/m	dBuV/m	dB	dBuV	dB/m	dB	dB	cm	deg																																																																					
1	2412.00	98.28	74.00	24.28	96.37	30.64	4.82	33.55	366	268	Peak																																																																			
Avg	 <p>Date: 2024-08-30</p> <table border="1"> <thead> <tr> <th>Limit</th> <th>Read</th> <th>Ant</th> <th>Cable</th> <th>Preamp</th> <th>APos</th> <th>TPos</th> <th>Remark</th> </tr> <tr> <th>Freq</th> <th>Level</th> <th>Line Margin</th> <th>Level Factor</th> <th>Loss Factor</th> <th></th> <th></th> <th></th> </tr> <tr> <th>MHz</th> <th>dBuV/m</th> <th>dBuV/m</th> <th>dB</th> <th>dBuV</th> <th>dB/m</th> <th>dB</th> <th>dB</th> <th>cm</th> <th>deg</th> </tr> </thead> <tbody> <tr> <td>1</td> <td>2390.01</td> <td>38.69</td> <td>150.00</td> <td>-111.31</td> <td>36.85</td> <td>30.61</td> <td>4.80</td> <td>33.57</td> <td>366</td> <td>268</td> <td>Average</td> </tr> </tbody> </table>	Limit	Read	Ant	Cable	Preamp	APos	TPos	Remark	Freq	Level	Line Margin	Level Factor	Loss Factor				MHz	dBuV/m	dBuV/m	dB	dBuV	dB/m	dB	dB	cm	deg	1	2390.01	38.69	150.00	-111.31	36.85	30.61	4.80	33.57	366	268	Average	 <p>Date: 2024-08-30</p> <table border="1"> <thead> <tr> <th>Limit</th> <th>Read</th> <th>Ant</th> <th>Cable</th> <th>Preamp</th> <th>APos</th> <th>TPos</th> <th>Remark</th> </tr> <tr> <th>Freq</th> <th>Level</th> <th>Line Margin</th> <th>Level Factor</th> <th>Loss Factor</th> <th></th> <th></th> <th></th> </tr> <tr> <th>MHz</th> <th>dBuV/m</th> <th>dBuV/m</th> <th>dB</th> <th>dBuV</th> <th>dB/m</th> <th>dB</th> <th>dB</th> <th>cm</th> <th>deg</th> </tr> </thead> <tbody> <tr> <td>1</td> <td>2412.00</td> <td>90.71</td> <td>54.00</td> <td>36.71</td> <td>88.80</td> <td>30.64</td> <td>4.82</td> <td>33.55</td> <td>366</td> <td>268</td> <td>Peak</td> </tr> </tbody> </table>	Limit	Read	Ant	Cable	Preamp	APos	TPos	Remark	Freq	Level	Line Margin	Level Factor	Loss Factor				MHz	dBuV/m	dBuV/m	dB	dBuV	dB/m	dB	dB	cm	deg	1	2412.00	90.71	54.00	36.71	88.80	30.64	4.82	33.55	366	268	Peak
	Limit	Read	Ant	Cable	Preamp	APos	TPos	Remark																																																																						
Freq	Level	Line Margin	Level Factor	Loss Factor																																																																										
MHz	dBuV/m	dBuV/m	dB	dBuV	dB/m	dB	dB	cm	deg																																																																					
1	2390.01	38.69	150.00	-111.31	36.85	30.61	4.80	33.57	366	268	Average																																																																			
Limit	Read	Ant	Cable	Preamp	APos	TPos	Remark																																																																							
Freq	Level	Line Margin	Level Factor	Loss Factor																																																																										
MHz	dBuV/m	dBuV/m	dB	dBuV	dB/m	dB	dB	cm	deg																																																																					
1	2412.00	90.71	54.00	36.71	88.80	30.64	4.82	33.55	366	268	Peak																																																																			



		144																																																																																												
Mode	Band Edge																																																																																													
	Co-location																																																																																													
ANT	1																																																																																													
Pol.	Horizontal	Fundamental																																																																																												
Peak	 <p>Date: 2024-09-03</p> <table border="1"> <thead> <tr> <th>Limit</th> <th>Read</th> <th>Ant</th> <th>Cable</th> <th>Preamp</th> <th>APos</th> <th>TPos</th> <th colspan="2">Remark</th> </tr> <tr> <th>Freq</th> <th>Level</th> <th>Line</th> <th>Margin</th> <th>Level</th> <th>Factor</th> <th>Loss</th> <th>Factor</th> <th></th> </tr> <tr> <th>MHz</th> <th>dBuV/m</th> <th>dBuV/m</th> <th>dB</th> <th>dBuV</th> <th>dB/m</th> <th>dB</th> <th>dB</th> <th>cm</th> <th>deg</th> </tr> </thead> <tbody> <tr> <td>1</td> <td>7125.00</td> <td>58.85</td> <td>88.20</td> <td>-29.35</td> <td>48.13</td> <td>35.47</td> <td>8.68</td> <td>33.43</td> <td>100</td> <td>12</td> <td>Peak</td> </tr> <tr> <td>2</td> <td>7329.53</td> <td>50.97</td> <td>74.00</td> <td>-23.03</td> <td>40.18</td> <td>35.43</td> <td>8.99</td> <td>33.63</td> <td>100</td> <td>12</td> <td>Peak</td> </tr> </tbody> </table>	Limit	Read	Ant	Cable	Preamp	APos	TPos	Remark		Freq	Level	Line	Margin	Level	Factor	Loss	Factor		MHz	dBuV/m	dBuV/m	dB	dBuV	dB/m	dB	dB	cm	deg	1	7125.00	58.85	88.20	-29.35	48.13	35.47	8.68	33.43	100	12	Peak	2	7329.53	50.97	74.00	-23.03	40.18	35.43	8.99	33.63	100	12	Peak	 <p>Date: 2024-08-30</p> <table border="1"> <thead> <tr> <th>Limit</th> <th>Read</th> <th>Ant</th> <th>Cable</th> <th>Preamp</th> <th>APos</th> <th>TPos</th> <th colspan="2">Remark</th> </tr> <tr> <th>Freq</th> <th>Level</th> <th>Line</th> <th>Margin</th> <th>Level</th> <th>Factor</th> <th>Loss</th> <th>Factor</th> <th></th> </tr> <tr> <th>MHz</th> <th>dBuV/m</th> <th>dBuV/m</th> <th>dB</th> <th>dBuV</th> <th>dB/m</th> <th>dB</th> <th>dB</th> <th>cm</th> <th>deg</th> </tr> </thead> <tbody> <tr> <td>1</td> <td>7115.00</td> <td>83.87</td> <td>119.20</td> <td>-35.33</td> <td>73.12</td> <td>35.48</td> <td>8.69</td> <td>33.42</td> <td>100</td> <td>12</td> <td>Peak</td> </tr> </tbody> </table>	Limit	Read	Ant	Cable	Preamp	APos	TPos	Remark		Freq	Level	Line	Margin	Level	Factor	Loss	Factor		MHz	dBuV/m	dBuV/m	dB	dBuV	dB/m	dB	dB	cm	deg	1	7115.00	83.87	119.20	-35.33	73.12	35.48	8.69	33.42	100	12	Peak
	Limit	Read	Ant	Cable	Preamp	APos	TPos	Remark																																																																																						
Freq	Level	Line	Margin	Level	Factor	Loss	Factor																																																																																							
MHz	dBuV/m	dBuV/m	dB	dBuV	dB/m	dB	dB	cm	deg																																																																																					
1	7125.00	58.85	88.20	-29.35	48.13	35.47	8.68	33.43	100	12	Peak																																																																																			
2	7329.53	50.97	74.00	-23.03	40.18	35.43	8.99	33.63	100	12	Peak																																																																																			
Limit	Read	Ant	Cable	Preamp	APos	TPos	Remark																																																																																							
Freq	Level	Line	Margin	Level	Factor	Loss	Factor																																																																																							
MHz	dBuV/m	dBuV/m	dB	dBuV	dB/m	dB	dB	cm	deg																																																																																					
1	7115.00	83.87	119.20	-35.33	73.12	35.48	8.69	33.42	100	12	Peak																																																																																			
Avg	 <p>Date: 2024-09-03</p> <table border="1"> <thead> <tr> <th>Limit</th> <th>Read</th> <th>Ant</th> <th>Cable</th> <th>Preamp</th> <th>APos</th> <th>TPos</th> <th colspan="2">Remark</th> </tr> <tr> <th>Freq</th> <th>Level</th> <th>Line</th> <th>Margin</th> <th>Level</th> <th>Factor</th> <th>Loss</th> <th>Factor</th> <th></th> </tr> <tr> <th>MHz</th> <th>dBuV/m</th> <th>dBuV/m</th> <th>dB</th> <th>dBuV</th> <th>dB/m</th> <th>dB</th> <th>dB</th> <th>cm</th> <th>deg</th> </tr> </thead> <tbody> <tr> <td>1</td> <td>7125.00</td> <td>54.82</td> <td>68.20</td> <td>-13.38</td> <td>44.10</td> <td>35.47</td> <td>8.68</td> <td>33.43</td> <td>100</td> <td>12</td> <td>Average</td> </tr> <tr> <td>2</td> <td>7270.02</td> <td>40.86</td> <td>54.00</td> <td>-13.14</td> <td>30.18</td> <td>35.45</td> <td>8.80</td> <td>33.57</td> <td>100</td> <td>12</td> <td>Average</td> </tr> </tbody> </table>	Limit	Read	Ant	Cable	Preamp	APos	TPos	Remark		Freq	Level	Line	Margin	Level	Factor	Loss	Factor		MHz	dBuV/m	dBuV/m	dB	dBuV	dB/m	dB	dB	cm	deg	1	7125.00	54.82	68.20	-13.38	44.10	35.47	8.68	33.43	100	12	Average	2	7270.02	40.86	54.00	-13.14	30.18	35.45	8.80	33.57	100	12	Average	 <p>Date: 2024-08-30</p> <table border="1"> <thead> <tr> <th>Limit</th> <th>Read</th> <th>Ant</th> <th>Cable</th> <th>Preamp</th> <th>APos</th> <th>TPos</th> <th colspan="2">Remark</th> </tr> <tr> <th>Freq</th> <th>Level</th> <th>Line</th> <th>Margin</th> <th>Level</th> <th>Factor</th> <th>Loss</th> <th>Factor</th> <th></th> </tr> <tr> <th>MHz</th> <th>dBuV/m</th> <th>dBuV/m</th> <th>dB</th> <th>dBuV</th> <th>dB/m</th> <th>dB</th> <th>dB</th> <th>cm</th> <th>deg</th> </tr> </thead> <tbody> <tr> <td>1</td> <td>7115.00</td> <td>76.45</td> <td>99.20</td> <td>-22.75</td> <td>65.70</td> <td>35.48</td> <td>8.69</td> <td>33.42</td> <td>100</td> <td>12</td> <td>Average</td> </tr> </tbody> </table>	Limit	Read	Ant	Cable	Preamp	APos	TPos	Remark		Freq	Level	Line	Margin	Level	Factor	Loss	Factor		MHz	dBuV/m	dBuV/m	dB	dBuV	dB/m	dB	dB	cm	deg	1	7115.00	76.45	99.20	-22.75	65.70	35.48	8.69	33.42	100	12	Average
Limit	Read	Ant	Cable	Preamp	APos	TPos	Remark																																																																																							
Freq	Level	Line	Margin	Level	Factor	Loss	Factor																																																																																							
MHz	dBuV/m	dBuV/m	dB	dBuV	dB/m	dB	dB	cm	deg																																																																																					
1	7125.00	54.82	68.20	-13.38	44.10	35.47	8.68	33.43	100	12	Average																																																																																			
2	7270.02	40.86	54.00	-13.14	30.18	35.45	8.80	33.57	100	12	Average																																																																																			
Limit	Read	Ant	Cable	Preamp	APos	TPos	Remark																																																																																							
Freq	Level	Line	Margin	Level	Factor	Loss	Factor																																																																																							
MHz	dBuV/m	dBuV/m	dB	dBuV	dB/m	dB	dB	cm	deg																																																																																					
1	7115.00	76.45	99.20	-22.75	65.70	35.48	8.69	33.42	100	12	Average																																																																																			



Mode	144																																																																																					
	Band Edge																																																																																					
	Co-location																																																																																					
ANT	1																																																																																					
Pol.	Vertical	Fundamental																																																																																				
Peak	<table border="1"> <thead> <tr> <th>Limit</th> <th>Read</th> <th>Ant</th> <th>Cable</th> <th>Preamp</th> <th>APos</th> <th>TPos</th> <th>Remark</th> </tr> <tr> <th>Freq</th> <th>Level</th> <th>Line Margin</th> <th>Level</th> <th>Factor</th> <th>Loss Factor</th> <th></th> <th></th> </tr> <tr> <th>MHz</th> <th>dBuV/m</th> <th>dBuV/m</th> <th>dB</th> <th>dBuV</th> <th>dB/m</th> <th>dB</th> <th>cm</th> </tr> </thead> <tbody> <tr> <td>1</td> <td>7125.00</td> <td>77.04</td> <td>88.20</td> <td>-11.16</td> <td>66.32</td> <td>35.47</td> <td>8.68</td> <td>33.43</td> <td>396</td> <td>22</td> <td>Peak</td> </tr> <tr> <td>2</td> <td>7304.17</td> <td>50.24</td> <td>74.00</td> <td>-23.76</td> <td>39.50</td> <td>35.44</td> <td>8.91</td> <td>33.61</td> <td>396</td> <td>22</td> <td>Peak</td> </tr> </tbody> </table>	Limit	Read	Ant	Cable	Preamp	APos	TPos	Remark	Freq	Level	Line Margin	Level	Factor	Loss Factor			MHz	dBuV/m	dBuV/m	dB	dBuV	dB/m	dB	cm	1	7125.00	77.04	88.20	-11.16	66.32	35.47	8.68	33.43	396	22	Peak	2	7304.17	50.24	74.00	-23.76	39.50	35.44	8.91	33.61	396	22	Peak	<table border="1"> <thead> <tr> <th>Limit</th> <th>Read</th> <th>Ant</th> <th>Cable</th> <th>Preamp</th> <th>APos</th> <th>TPos</th> <th>Remark</th> </tr> <tr> <th>Freq</th> <th>Level</th> <th>Line Margin</th> <th>Level</th> <th>Factor</th> <th>Loss Factor</th> <th></th> <th></th> </tr> <tr> <th>MHz</th> <th>dBuV/m</th> <th>dBuV/m</th> <th>dB</th> <th>dBuV</th> <th>dB/m</th> <th>dB</th> <th>cm</th> </tr> </thead> <tbody> <tr> <td>1</td> <td>7115.00</td> <td>81.81</td> <td>119.20</td> <td>-37.39</td> <td>71.06</td> <td>35.48</td> <td>8.69</td> <td>33.42</td> <td>396</td> <td>22</td> <td>Peak</td> </tr> </tbody> </table>	Limit	Read	Ant	Cable	Preamp	APos	TPos	Remark	Freq	Level	Line Margin	Level	Factor	Loss Factor			MHz	dBuV/m	dBuV/m	dB	dBuV	dB/m	dB	cm	1	7115.00	81.81	119.20	-37.39	71.06	35.48	8.69	33.42	396	22	Peak
	Limit	Read	Ant	Cable	Preamp	APos	TPos	Remark																																																																														
Freq	Level	Line Margin	Level	Factor	Loss Factor																																																																																	
MHz	dBuV/m	dBuV/m	dB	dBuV	dB/m	dB	cm																																																																															
1	7125.00	77.04	88.20	-11.16	66.32	35.47	8.68	33.43	396	22	Peak																																																																											
2	7304.17	50.24	74.00	-23.76	39.50	35.44	8.91	33.61	396	22	Peak																																																																											
Limit	Read	Ant	Cable	Preamp	APos	TPos	Remark																																																																															
Freq	Level	Line Margin	Level	Factor	Loss Factor																																																																																	
MHz	dBuV/m	dBuV/m	dB	dBuV	dB/m	dB	cm																																																																															
1	7115.00	81.81	119.20	-37.39	71.06	35.48	8.69	33.42	396	22	Peak																																																																											
Avg	<table border="1"> <thead> <tr> <th>Limit</th> <th>Read</th> <th>Ant</th> <th>Cable</th> <th>Preamp</th> <th>APos</th> <th>TPos</th> <th>Remark</th> </tr> <tr> <th>Freq</th> <th>Level</th> <th>Line Margin</th> <th>Level</th> <th>Factor</th> <th>Loss Factor</th> <th></th> <th></th> </tr> <tr> <th>MHz</th> <th>dBuV/m</th> <th>dBuV/m</th> <th>dB</th> <th>dBuV</th> <th>dB/m</th> <th>dB</th> <th>cm</th> </tr> </thead> <tbody> <tr> <td>1</td> <td>7125.00</td> <td>62.86</td> <td>68.20</td> <td>-5.34</td> <td>52.14</td> <td>35.47</td> <td>8.68</td> <td>33.43</td> <td>396</td> <td>22</td> <td>Average</td> </tr> <tr> <td>2</td> <td>7303.50</td> <td>40.73</td> <td>54.00</td> <td>-13.27</td> <td>29.98</td> <td>35.44</td> <td>8.91</td> <td>33.60</td> <td>396</td> <td>22</td> <td>Average</td> </tr> </tbody> </table>	Limit	Read	Ant	Cable	Preamp	APos	TPos	Remark	Freq	Level	Line Margin	Level	Factor	Loss Factor			MHz	dBuV/m	dBuV/m	dB	dBuV	dB/m	dB	cm	1	7125.00	62.86	68.20	-5.34	52.14	35.47	8.68	33.43	396	22	Average	2	7303.50	40.73	54.00	-13.27	29.98	35.44	8.91	33.60	396	22	Average	<table border="1"> <thead> <tr> <th>Limit</th> <th>Read</th> <th>Ant</th> <th>Cable</th> <th>Preamp</th> <th>APos</th> <th>TPos</th> <th>Remark</th> </tr> <tr> <th>Freq</th> <th>Level</th> <th>Line Margin</th> <th>Level</th> <th>Factor</th> <th>Loss Factor</th> <th></th> <th></th> </tr> <tr> <th>MHz</th> <th>dBuV/m</th> <th>dBuV/m</th> <th>dB</th> <th>dBuV</th> <th>dB/m</th> <th>dB</th> <th>cm</th> </tr> </thead> <tbody> <tr> <td>1</td> <td>7115.00</td> <td>73.80</td> <td>99.20</td> <td>-25.40</td> <td>63.05</td> <td>35.48</td> <td>8.69</td> <td>33.42</td> <td>396</td> <td>22</td> <td>Average</td> </tr> </tbody> </table>	Limit	Read	Ant	Cable	Preamp	APos	TPos	Remark	Freq	Level	Line Margin	Level	Factor	Loss Factor			MHz	dBuV/m	dBuV/m	dB	dBuV	dB/m	dB	cm	1	7115.00	73.80	99.20	-25.40	63.05	35.48	8.69	33.42	396	22	Average
Limit	Read	Ant	Cable	Preamp	APos	TPos	Remark																																																																															
Freq	Level	Line Margin	Level	Factor	Loss Factor																																																																																	
MHz	dBuV/m	dBuV/m	dB	dBuV	dB/m	dB	cm																																																																															
1	7125.00	62.86	68.20	-5.34	52.14	35.47	8.68	33.43	396	22	Average																																																																											
2	7303.50	40.73	54.00	-13.27	29.98	35.44	8.91	33.60	396	22	Average																																																																											
Limit	Read	Ant	Cable	Preamp	APos	TPos	Remark																																																																															
Freq	Level	Line Margin	Level	Factor	Loss Factor																																																																																	
MHz	dBuV/m	dBuV/m	dB	dBuV	dB/m	dB	cm																																																																															
1	7115.00	73.80	99.20	-25.40	63.05	35.48	8.69	33.42	396	22	Average																																																																											

Remark: In co-location mode, the signals exceeding the limit are all the fundamental frequency which can be ignored.



Mode	144																																																																																																																																																	
	Harmonic																																																																																																																																																	
	Co-location																																																																																																																																																	
ANT	1																																																																																																																																																	
Pol.	Horizontal	Vertical																																																																																																																																																
Peak Avg	<p>Data: 5 Date: 2024-08-30</p> <table border="1"> <thead> <tr> <th>Over</th> <th>Limit</th> <th>ReadAntenna</th> <th>Cable</th> <th>Preamp</th> <th>A/Pos</th> <th>T/Pos</th> <th>Remark</th> </tr> <tr> <th>Freq</th> <th>Level</th> <th>Limit</th> <th>Line</th> <th>Level</th> <th>Factor</th> <th>Loss</th> <th>Factor</th> </tr> <tr> <th>MHz</th> <th>dBuV/m</th> <th>dB</th> <th>dBuV/m</th> <th>dBuV</th> <th>dB/m</th> <th>dB</th> <th>dB</th> </tr> </thead> <tbody> <tr> <td>1</td> <td>4824.00</td> <td>40.02</td> <td>-33.98</td> <td>74.00</td> <td>63.24</td> <td>34.26</td> <td>7.75</td> <td>65.23</td> <td>---</td> <td>---</td> <td>Peak</td> </tr> <tr> <td>2</td> <td>4956.00</td> <td>41.90</td> <td>-32.10</td> <td>74.00</td> <td>64.94</td> <td>34.45</td> <td>7.80</td> <td>65.29</td> <td>---</td> <td>---</td> <td>Peak</td> </tr> <tr> <td>3</td> <td>7434.00</td> <td>40.30</td> <td>-33.70</td> <td>74.00</td> <td>60.26</td> <td>35.41</td> <td>9.19</td> <td>64.56</td> <td>---</td> <td>---</td> <td>Peak</td> </tr> <tr> <td>4</td> <td>14230.00</td> <td>48.12</td> <td>-40.08</td> <td>88.20</td> <td>60.43</td> <td>38.54</td> <td>12.73</td> <td>63.58</td> <td>---</td> <td>---</td> <td>Peak</td> </tr> </tbody> </table>	Over	Limit	ReadAntenna	Cable	Preamp	A/Pos	T/Pos	Remark	Freq	Level	Limit	Line	Level	Factor	Loss	Factor	MHz	dBuV/m	dB	dBuV/m	dBuV	dB/m	dB	dB	1	4824.00	40.02	-33.98	74.00	63.24	34.26	7.75	65.23	---	---	Peak	2	4956.00	41.90	-32.10	74.00	64.94	34.45	7.80	65.29	---	---	Peak	3	7434.00	40.30	-33.70	74.00	60.26	35.41	9.19	64.56	---	---	Peak	4	14230.00	48.12	-40.08	88.20	60.43	38.54	12.73	63.58	---	---	Peak	<p>Data: 6 Date: 2024-08-30</p> <table border="1"> <thead> <tr> <th>Over</th> <th>Limit</th> <th>ReadAntenna</th> <th>Cable</th> <th>Preamp</th> <th>A/Pos</th> <th>T/Pos</th> <th>Remark</th> </tr> <tr> <th>Freq</th> <th>Level</th> <th>Limit</th> <th>Line</th> <th>Level</th> <th>Factor</th> <th>Loss</th> <th>Factor</th> </tr> <tr> <th>MHz</th> <th>dBuV/m</th> <th>dB</th> <th>dBuV/m</th> <th>dBuV</th> <th>dB/m</th> <th>dB</th> <th>dB</th> </tr> </thead> <tbody> <tr> <td>1</td> <td>4824.00</td> <td>40.59</td> <td>-33.41</td> <td>74.00</td> <td>63.81</td> <td>34.26</td> <td>7.75</td> <td>65.23</td> <td>---</td> <td>---</td> <td>Peak</td> </tr> <tr> <td>2</td> <td>4956.00</td> <td>41.25</td> <td>-32.75</td> <td>74.00</td> <td>64.29</td> <td>34.45</td> <td>7.80</td> <td>65.29</td> <td>---</td> <td>---</td> <td>Peak</td> </tr> <tr> <td>3</td> <td>7434.00</td> <td>39.93</td> <td>-34.07</td> <td>74.00</td> <td>59.89</td> <td>35.41</td> <td>9.19</td> <td>64.56</td> <td>---</td> <td>---</td> <td>Peak</td> </tr> <tr> <td>4</td> <td>14230.00</td> <td>48.93</td> <td>-39.27</td> <td>88.20</td> <td>61.24</td> <td>38.54</td> <td>12.73</td> <td>63.58</td> <td>---</td> <td>---</td> <td>Peak</td> </tr> </tbody> </table>	Over	Limit	ReadAntenna	Cable	Preamp	A/Pos	T/Pos	Remark	Freq	Level	Limit	Line	Level	Factor	Loss	Factor	MHz	dBuV/m	dB	dBuV/m	dBuV	dB/m	dB	dB	1	4824.00	40.59	-33.41	74.00	63.81	34.26	7.75	65.23	---	---	Peak	2	4956.00	41.25	-32.75	74.00	64.29	34.45	7.80	65.29	---	---	Peak	3	7434.00	39.93	-34.07	74.00	59.89	35.41	9.19	64.56	---	---	Peak	4	14230.00	48.93	-39.27	88.20	61.24	38.54	12.73	63.58	---	---	Peak
	Over	Limit	ReadAntenna	Cable	Preamp	A/Pos	T/Pos	Remark																																																																																																																																										
Freq	Level	Limit	Line	Level	Factor	Loss	Factor																																																																																																																																											
MHz	dBuV/m	dB	dBuV/m	dBuV	dB/m	dB	dB																																																																																																																																											
1	4824.00	40.02	-33.98	74.00	63.24	34.26	7.75	65.23	---	---	Peak																																																																																																																																							
2	4956.00	41.90	-32.10	74.00	64.94	34.45	7.80	65.29	---	---	Peak																																																																																																																																							
3	7434.00	40.30	-33.70	74.00	60.26	35.41	9.19	64.56	---	---	Peak																																																																																																																																							
4	14230.00	48.12	-40.08	88.20	60.43	38.54	12.73	63.58	---	---	Peak																																																																																																																																							
Over	Limit	ReadAntenna	Cable	Preamp	A/Pos	T/Pos	Remark																																																																																																																																											
Freq	Level	Limit	Line	Level	Factor	Loss	Factor																																																																																																																																											
MHz	dBuV/m	dB	dBuV/m	dBuV	dB/m	dB	dB																																																																																																																																											
1	4824.00	40.59	-33.41	74.00	63.81	34.26	7.75	65.23	---	---	Peak																																																																																																																																							
2	4956.00	41.25	-32.75	74.00	64.29	34.45	7.80	65.29	---	---	Peak																																																																																																																																							
3	7434.00	39.93	-34.07	74.00	59.89	35.41	9.19	64.56	---	---	Peak																																																																																																																																							
4	14230.00	48.93	-39.27	88.20	61.24	38.54	12.73	63.58	---	---	Peak																																																																																																																																							

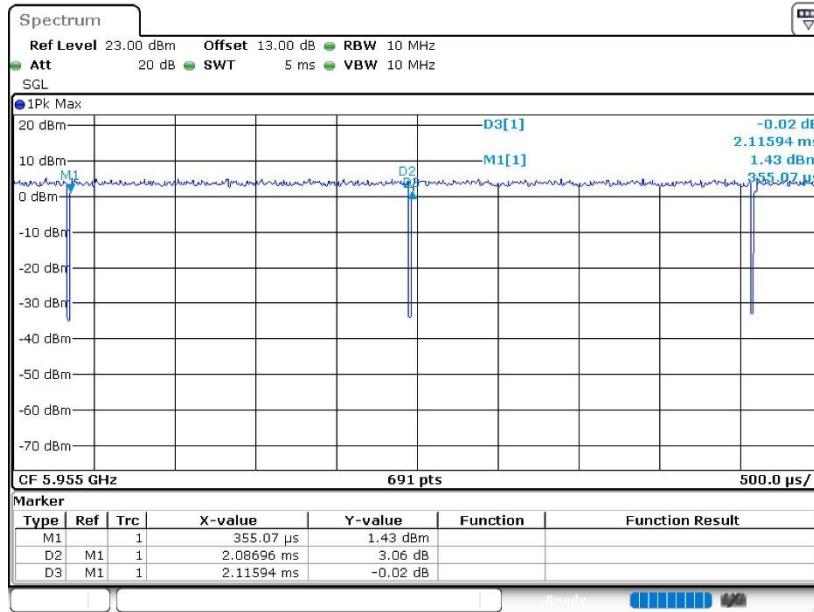
Remark: In co-location mode, the signals exceeding the limit are all the fundamental frequency which can be ignored.

Appendix D. Duty Cycle Plots

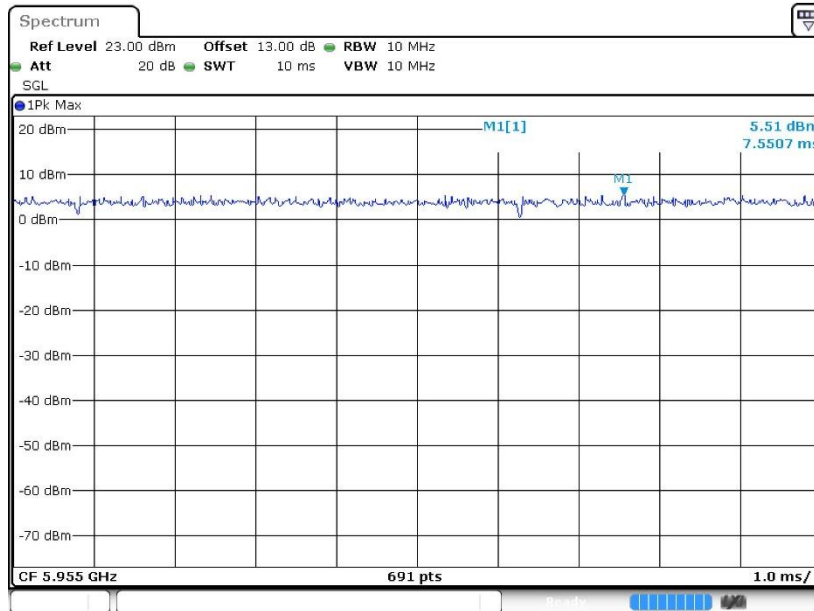
Band	Duty Cycle(%)	T(ms)	1/T(kHz)	VBW Setting
11a	98.63	-	-	10Hz
11ax HE20/11be EHT20	100.00	-	-	10Hz
11ax HE40/11be EHT40	100.00	-	-	10Hz
11ax HE80/11be EHT80	100.00	-	-	10Hz
11ax HE160/11be EHT160	100.00	-	-	10Hz
11be EHT320	100.00	-	-	10Hz
11be EHT20_106+26_OFDMA_1	94.67	3.2	0.313	1kHz
11be EHT80_Large RU 484+242	93.75	0.9	1.111	3kHz
11be EHT80_Puncturing 20M	99.63	-	-	10Hz
11be EHT160_Large RU 996+484	94.57	0.87	1.149	3KHz
11be EHT160_Puncturing 20M	99.82	-	-	10Hz
11be EHT160_Puncturing 40M	99.63	-	-	10Hz
11be EHT320_Large RU 996x2+484	93.10	0.54	1.852	3KHz
11be EHT320_Large RU 996x3	93.88	0.46	2.174	3KHz
11be EHT320_Large RU 996x3+484	93.18	0.41	2.439	3KHz
11be EHT320_Puncturing 40M	99.82	-	-	10Hz
11be EHT320_Puncturing 80M	99.82	-	-	10Hz
11be EHT320_Puncturing 80M+40M	99.63	-	-	10Hz



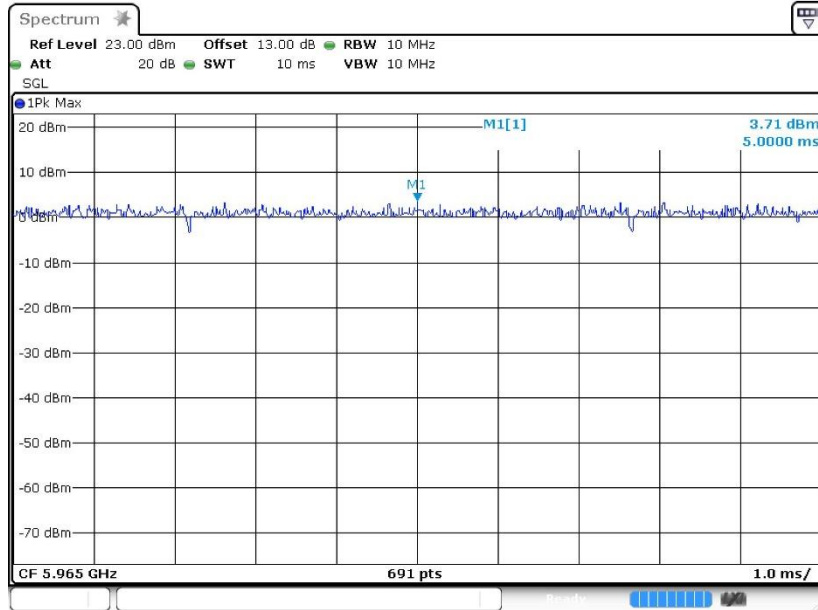
802.11a



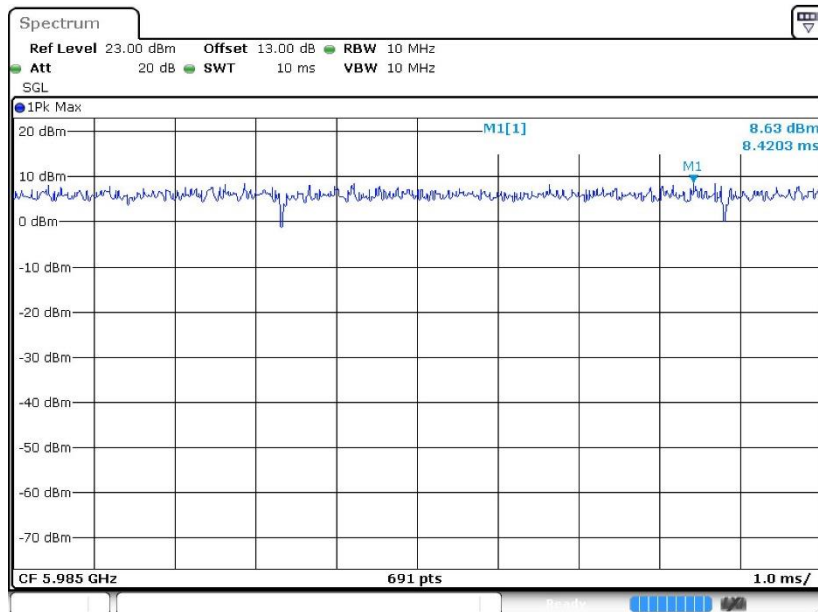
802.11be EHT20



802.11be EHT40

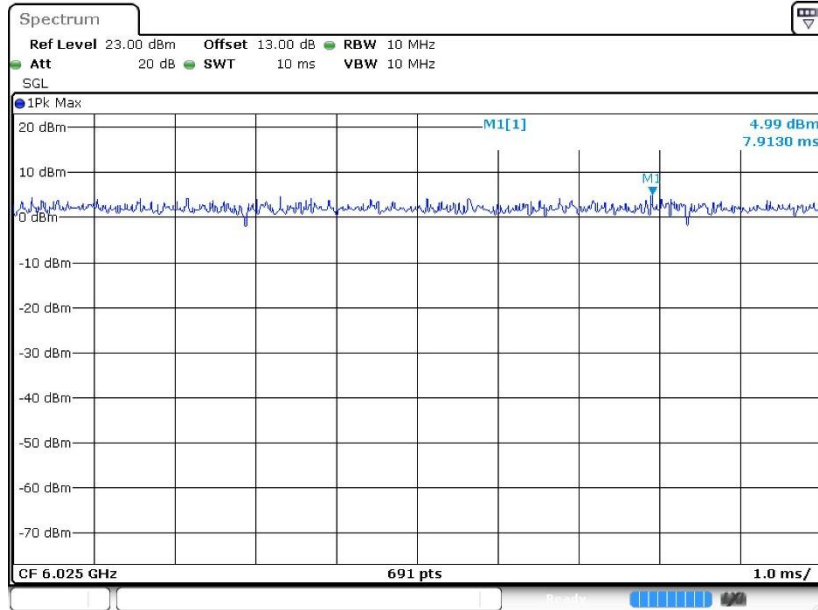


802.11be EHT80

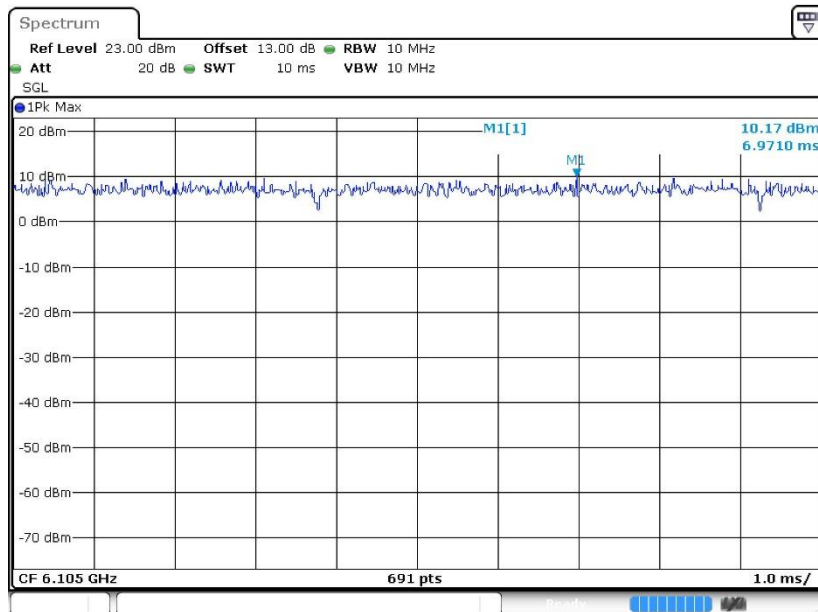




802.11be EHT160

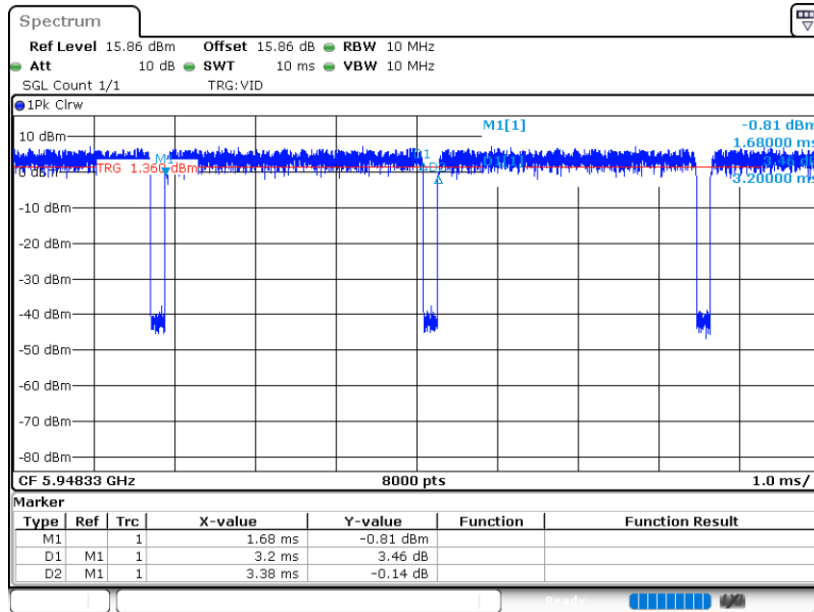


802.11be EHT320

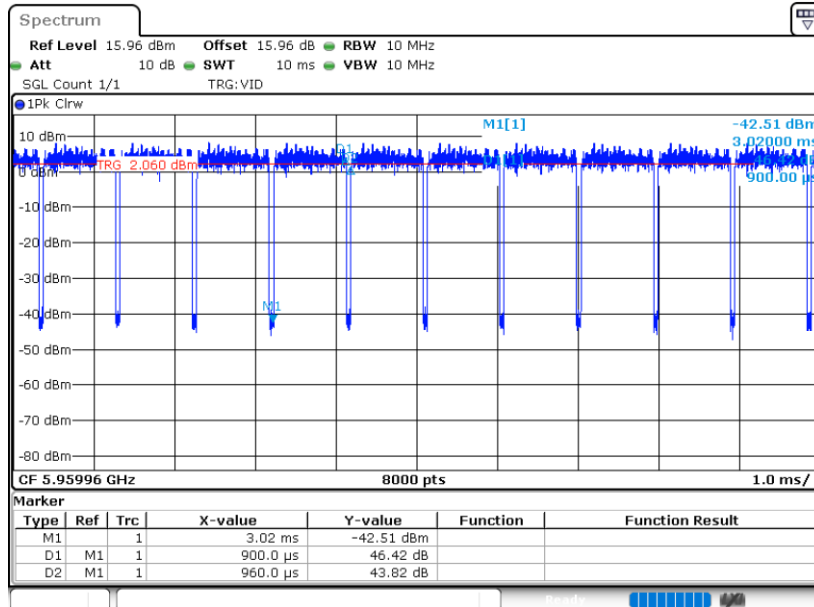




11be EHT20_106+26_OFDMA_1

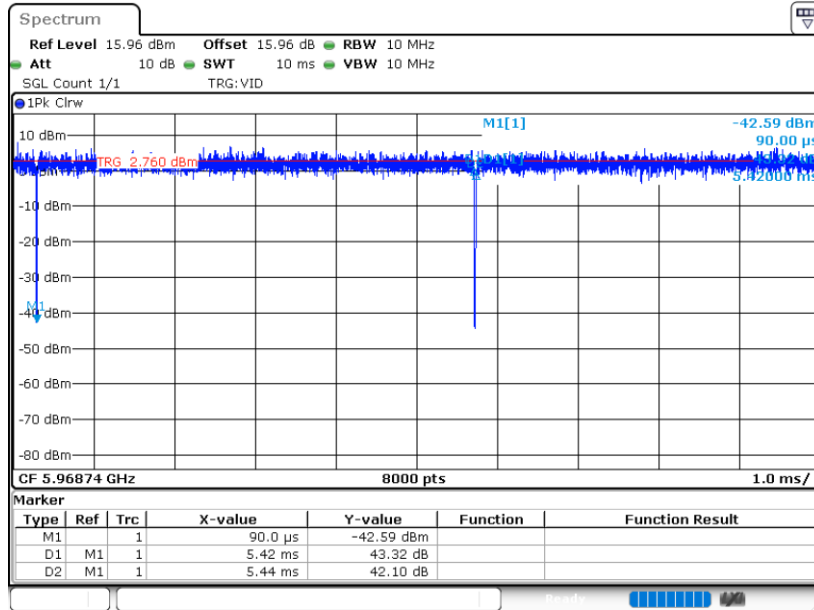


11be EHT80_Large RU 484+242

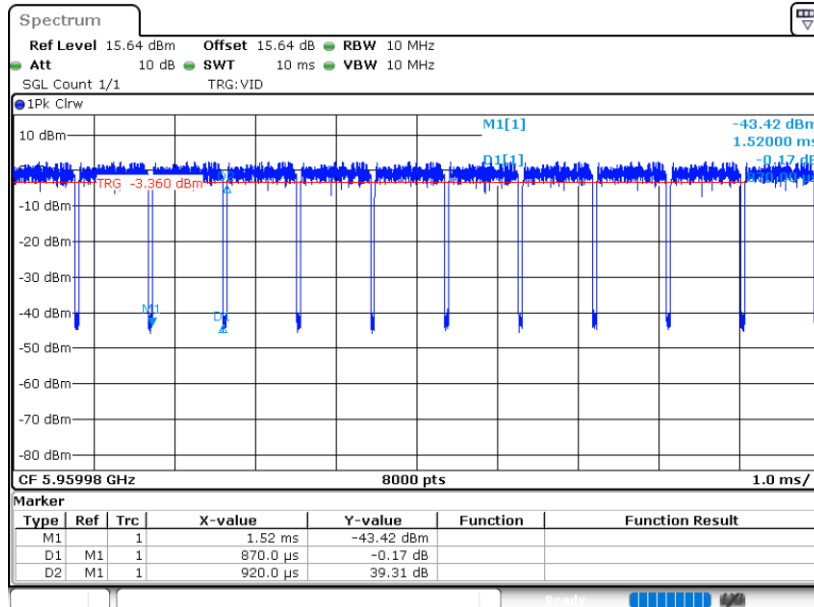




11be EHT80_Puncturing 20M

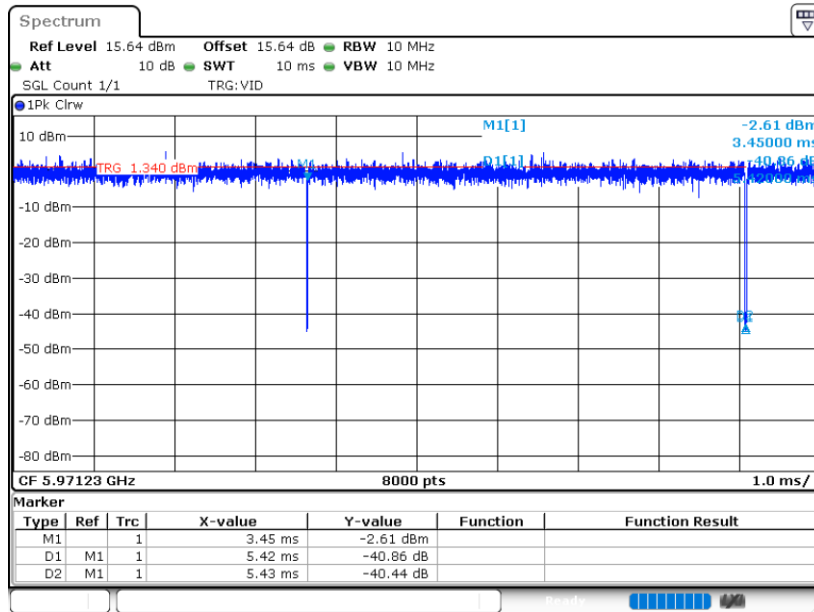


11be EHT160_Large RU 996+484

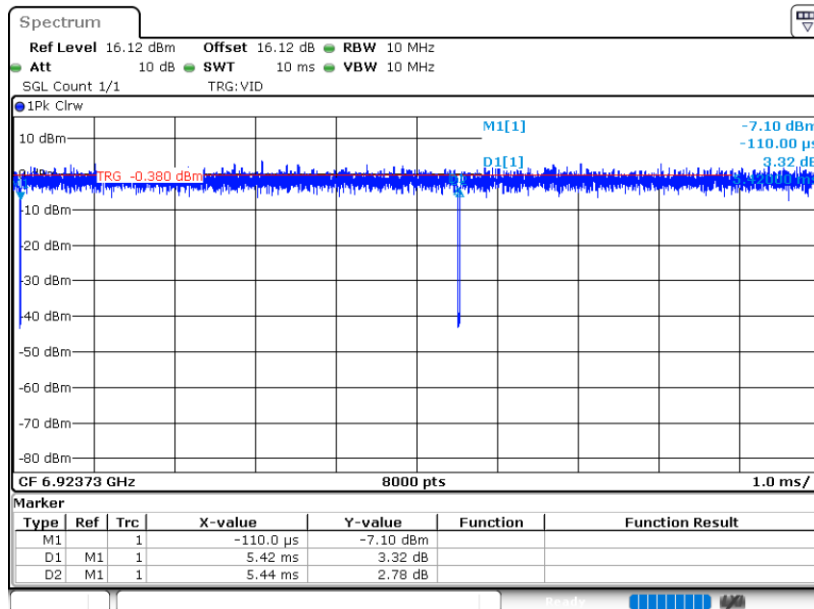




11be EHT160_Puncturing 20M

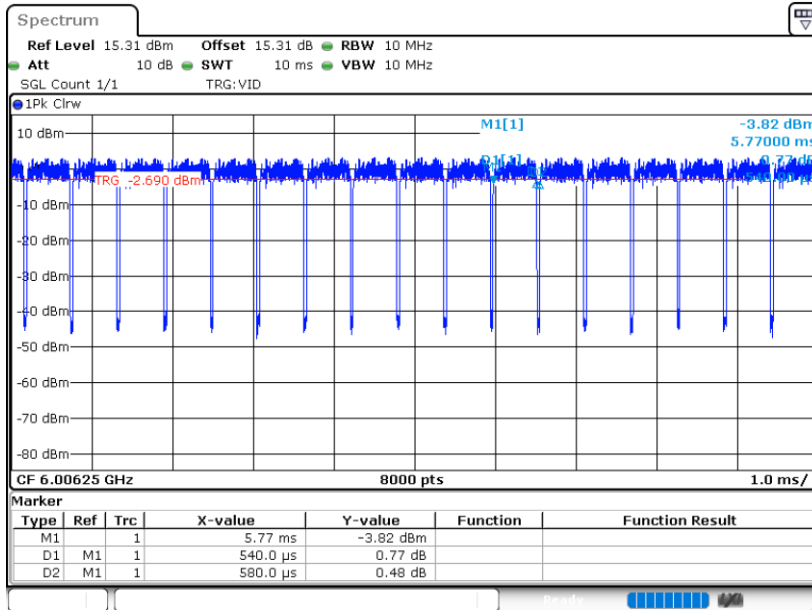


11be EHT160_Puncturing 40M

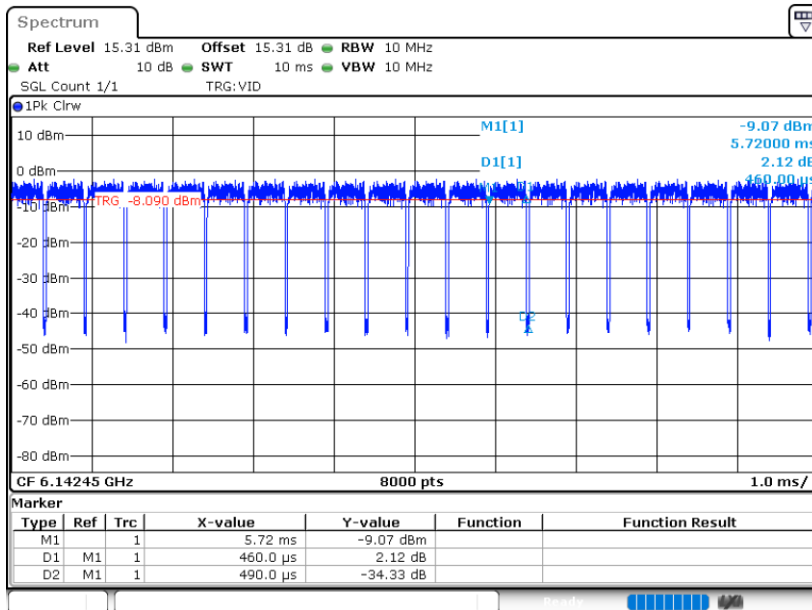




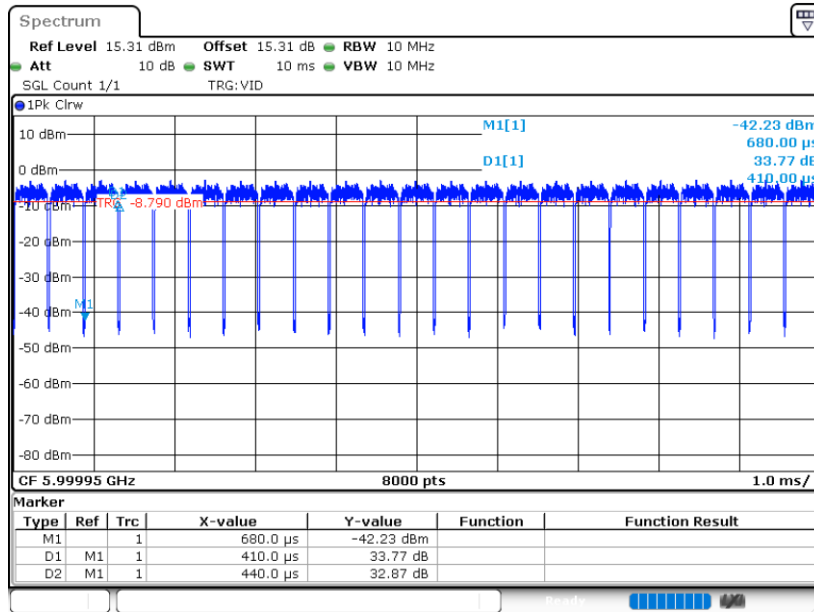
11be EHT320_Large RU 996x2+484



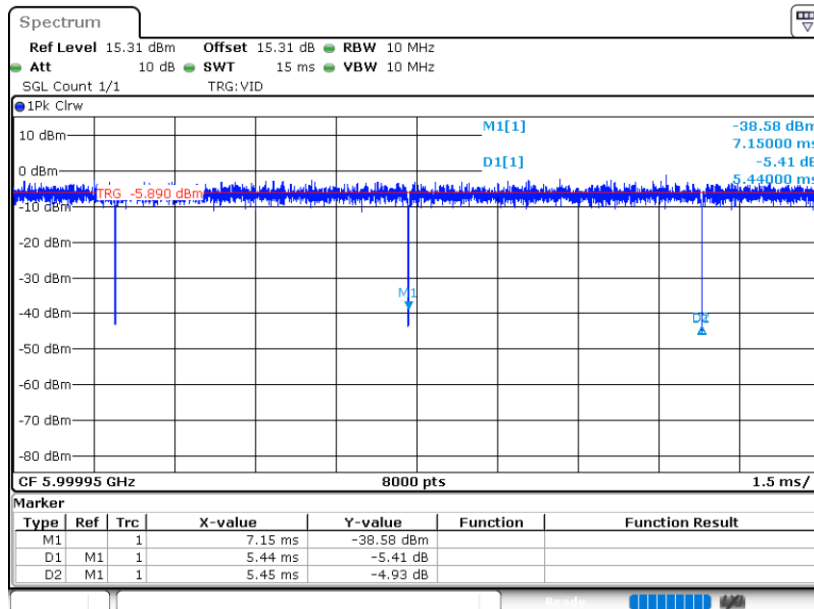
11be EHT320_Large RU 996x3



11be EHT320_Large RU 996x3+484

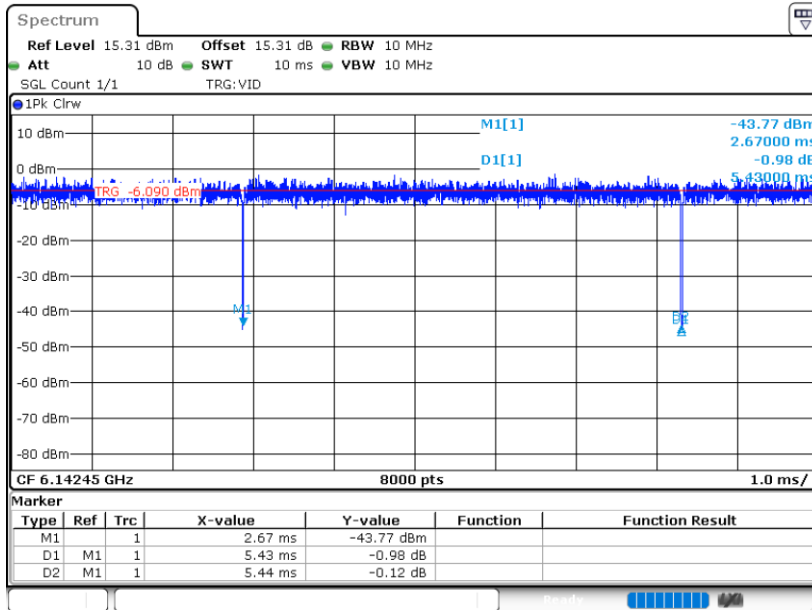


11be EHT320_Puncturing 40M





11be EHT320_Puncturing 80M



11be EHT320_Puncturing 80M+40M

