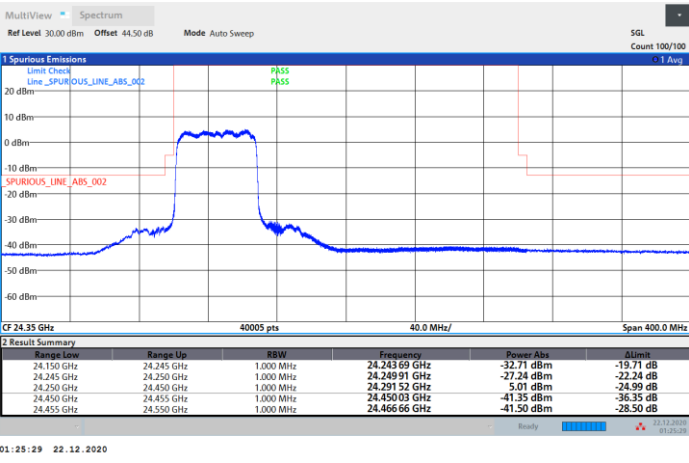




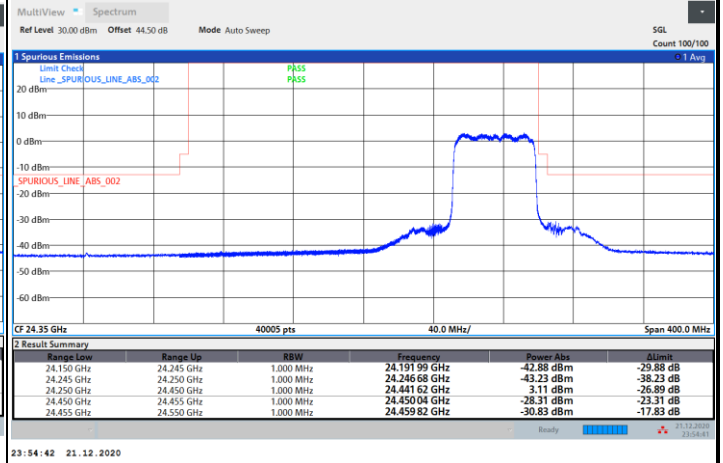
DFT-s-OFDM Module 1

NR Band n258A / 50MHz / BPSK

Lowest Band Edge / Full RB

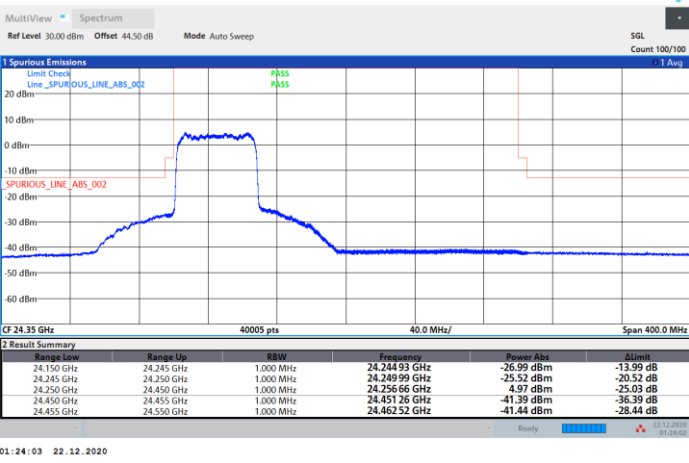


Highest Band Edge / Full RB

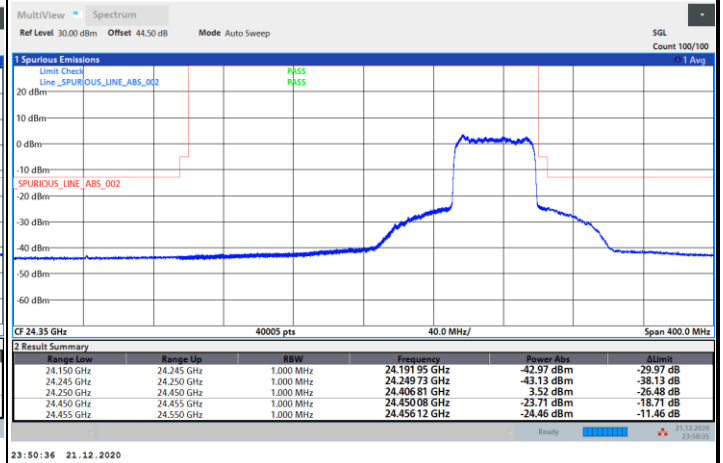


NR Band n258A / 50MHz / QPSK

Lowest Band Edge / Full RB



Highest Band Edge / Full RB



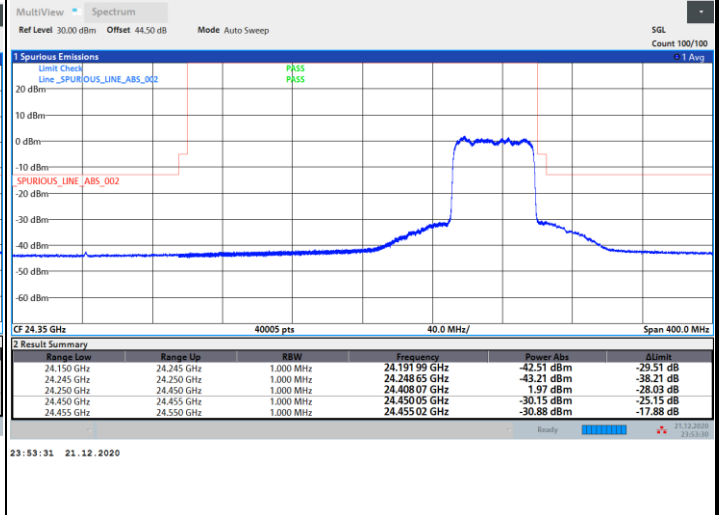
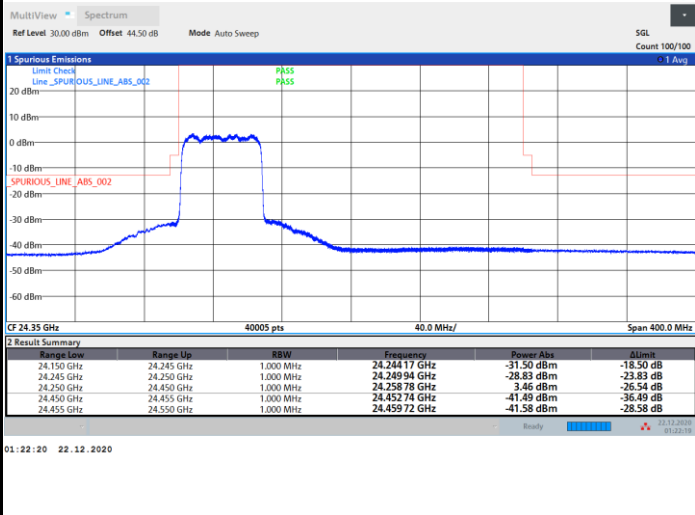


DFT-s-OFDM Module 1

NR Band n258A / 50MHz / 16QAM

Lowest Band Edge / Full RB

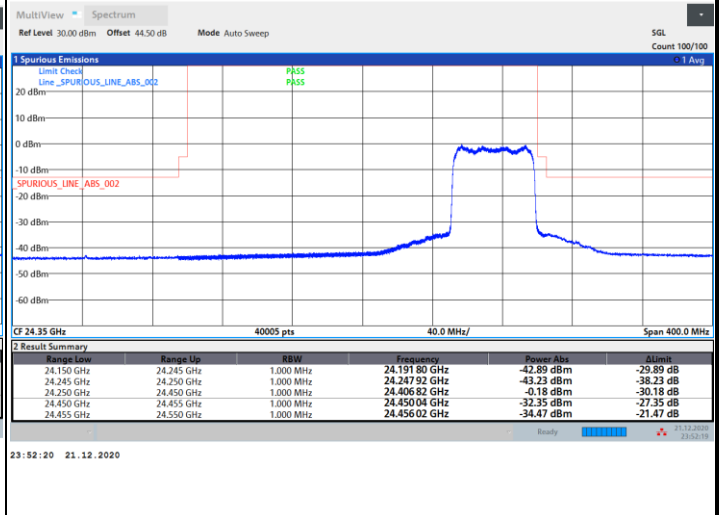
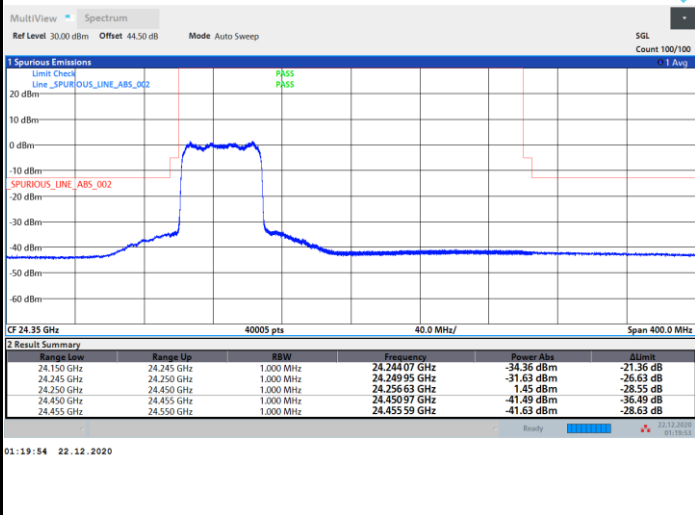
Highest Band Edge / Full RB



NR Band n258A / 50MHz / 64QAM

Lowest Band Edge / Full RB

Highest Band Edge / Full RB



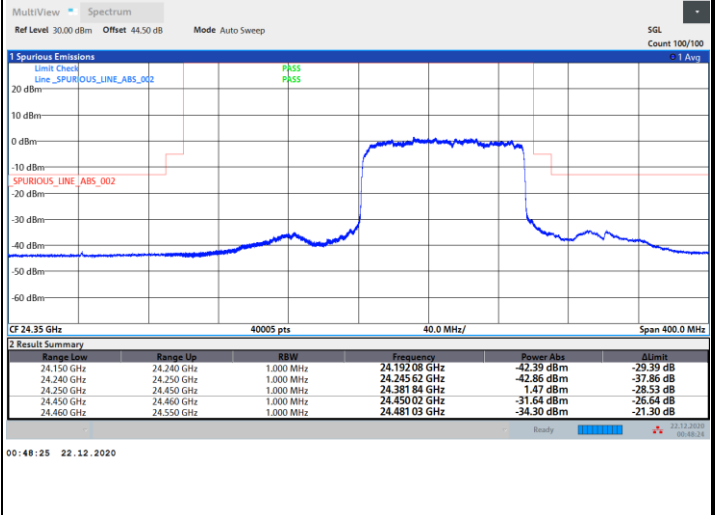
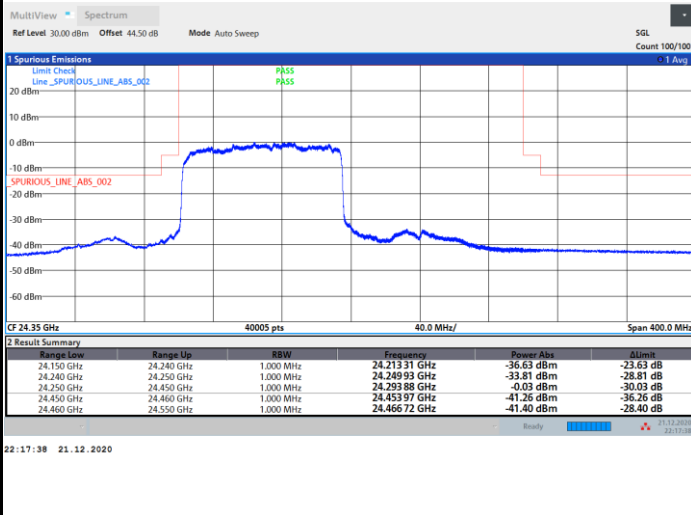


DFT-s-OFDM Module 1

NR Band n258A / 100MHz / BPSK

Lowest Band Edge / Full RB

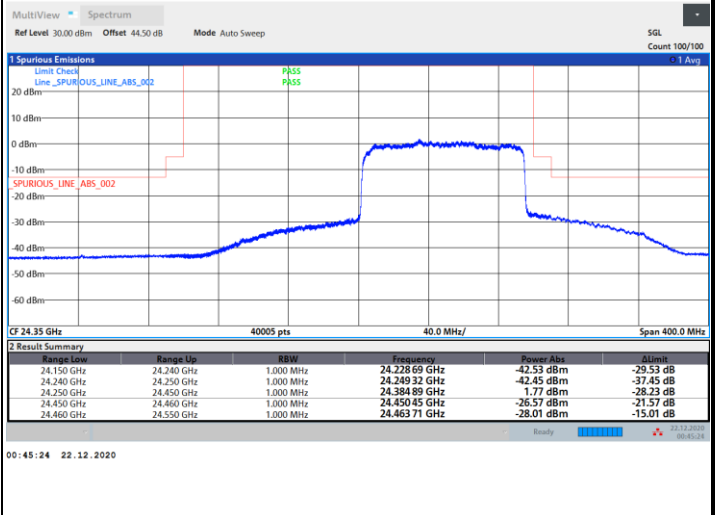
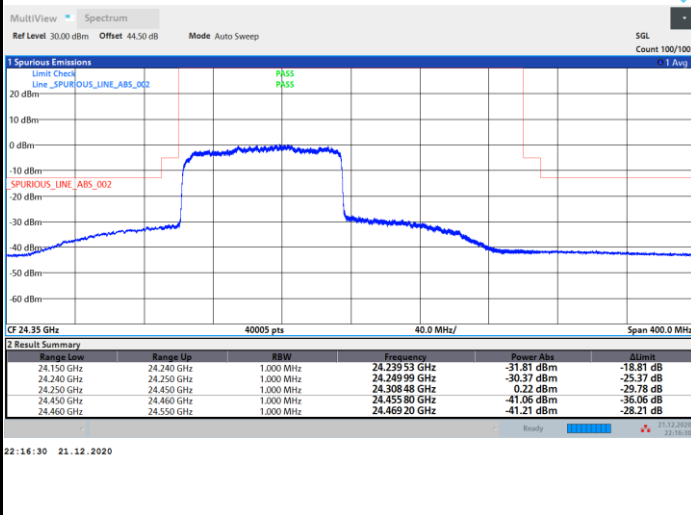
Highest Band Edge / Full RB



NR Band n258A / 100MHz / QPSK

Lowest Band Edge / Full RB

Highest Band Edge / Full RB



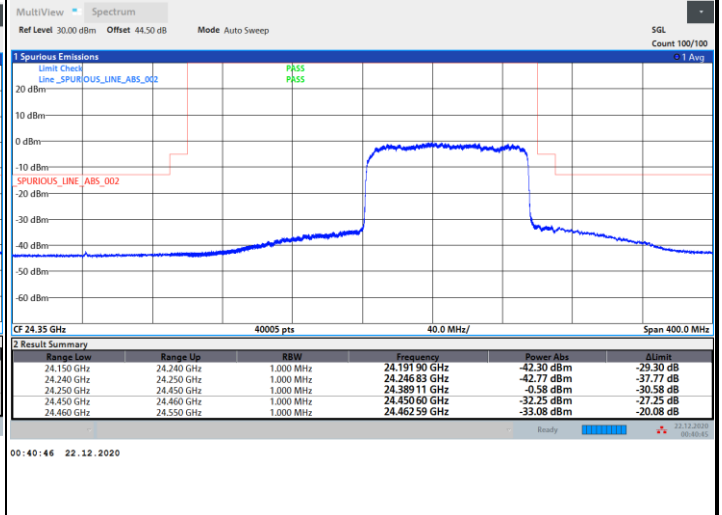
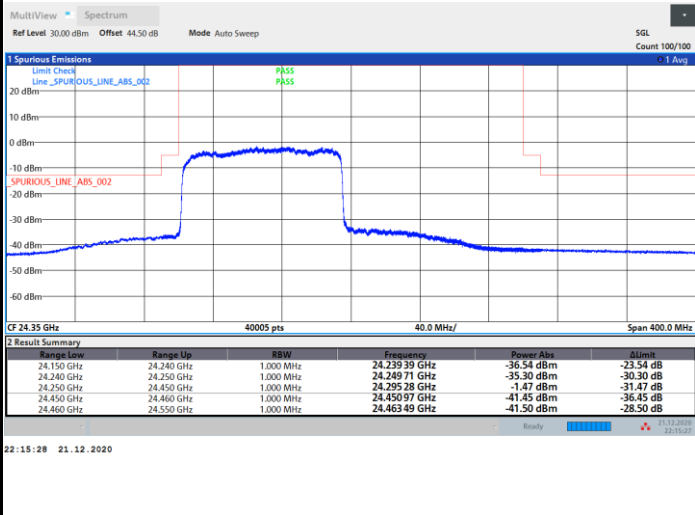


DFT-s-OFDM Module 1

NR Band n258A / 100MHz / 16QAM

Lowest Band Edge / Full RB

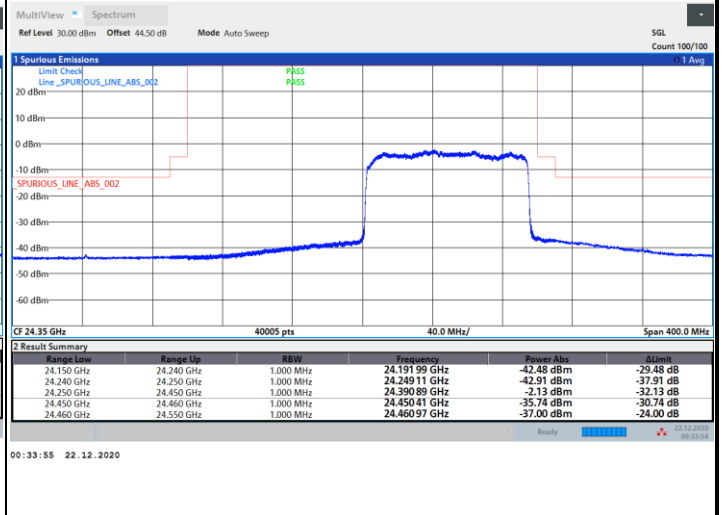
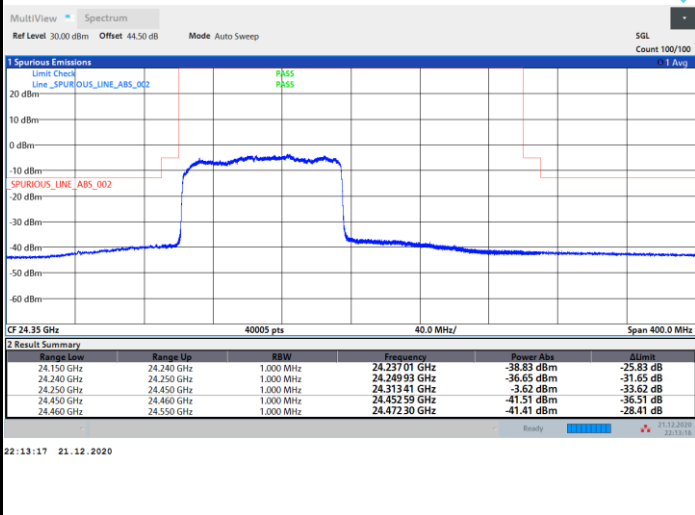
Highest Band Edge / Full RB



NR Band n258A / 100MHz / 64QAM

Lowest Band Edge / Full RB

Highest Band Edge / Full RB

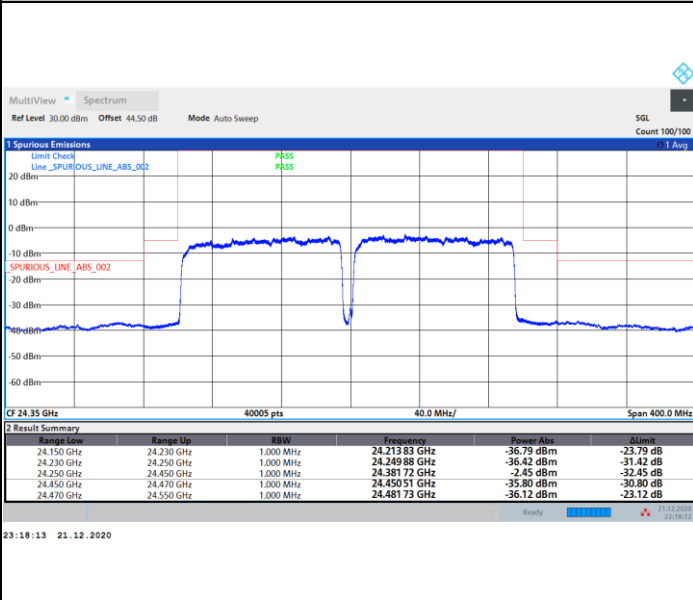




DFT-s-OFDM Module 1

NR Band n258A / 200MHz / BPSK

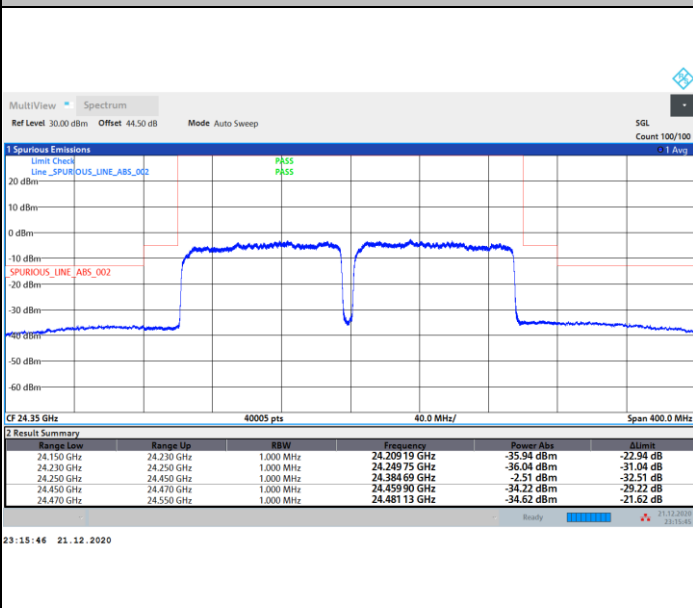
Middle Band Edge / Full RB



intentionally blank

NR Band n258A / 200MHz / QPSK

Middle Band Edge / Full RB



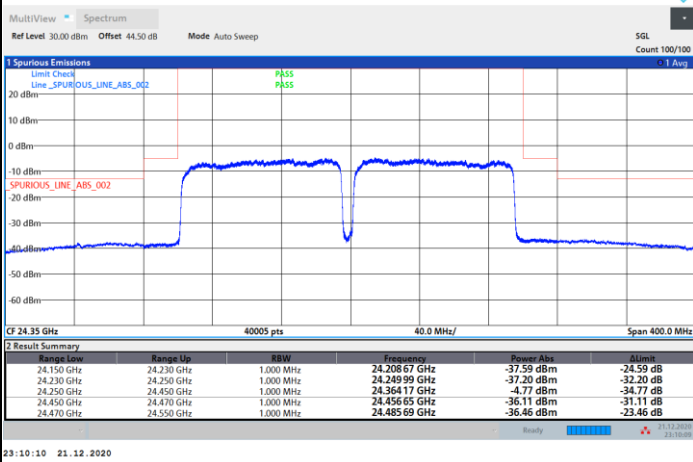
intentionally blank



DFT-s-OFDM Module 1

NR Band n258A / 200MHz / 16QAM

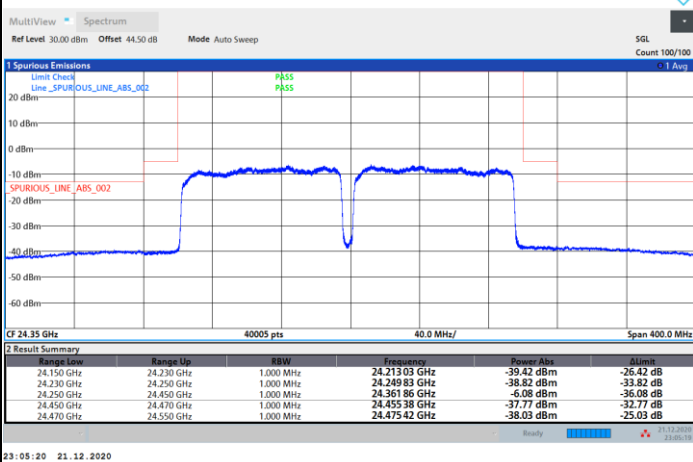
Middle Band Edge / Full RB



intentionally blank

NR Band n258A / 200MHz / 64QAM

Middle Band Edge / Full RB



intentionally blank



AG1

Mode			DFT-s-OFDM Module 1 NR Band n258A : BE (dBm) 1 RB											
BW			50MHz				100MHz				200MHz			
Limit (dBm)			BPSK	QPSK	16QAM	64QAM	BPSK	QPSK	16QAM	64QAM	BPSK	QPSK	16QAM	64QAM
Low CH	0~10%OB	≤-5	-15.68	-14.70	-17.62	-20.22	-18.41	-16.76	-20.14	-22.41	-	-	-	-
	>10%OB	≤-13	-31.85	-31.24	-33.20	-35.76	-38.34	-38.21	-39.83	-41.15	-	-	-	-
Middle CH	0~10%OB	≤-5	-	-	-	-	-	-	-	-	-24.82	-24.08	-23.86	-22.45
	>10%OB	≤-13	-	-	-	-	-	-	-	-	-25.87	-25.51	-24.85	-23.44
High CH	0~10%OB	≤-5	-16.41	-16.83	-18.99	-19.23	-17.63	-16.72	-17.60	-20.93	-	-	-	-
	>10%OB	≤-13	-32.95	-33.00	-34.60	-36.48	-37.42	-37.80	-38.56	-39.59	-	-	-	-
Result			Compliance											

Mode			DFT-s-OFDM Module 1 NR Band n258A : BE (dBm) Full RB											
BW			50MHz				100MHz				200MHz			
Limit (dBm)			BPSK	QPSK	16QAM	64QAM	BPSK	QPSK	16QAM	64QAM	BPSK	QPSK	16QAM	64QAM
Low CH	0~10%OB	≤-5	-27.24	-25.52	-28.83	-31.63	-32.51	-32.44	-33.77	-34.63	-	-	-	-
	>10%OB	≤-13	-32.71	-26.99	-31.50	-34.36	-35.27	-35.35	-35.35	-37.62	-	-	-	-
Middle CH	0~10%OB	≤-5	-	-	-	-	-	-	-	-	-35.44	-35.00	-36.42	-37.66
	>10%OB	≤-13	-	-	-	-	-	-	-	-	-36.22	-35.73	-37.44	-38.91
High CH	0~10%OB	≤-5	-28.34	-25.31	-29.49	-32.70	-32.40	-29.34	-33.29	-36.15	-	-	-	-
	>10%OB	≤-13	-31.97	-26.65	-31.46	-33.64	-34.66	-30.64	-33.88	-36.59	-	-	-	-
Result			Compliance											

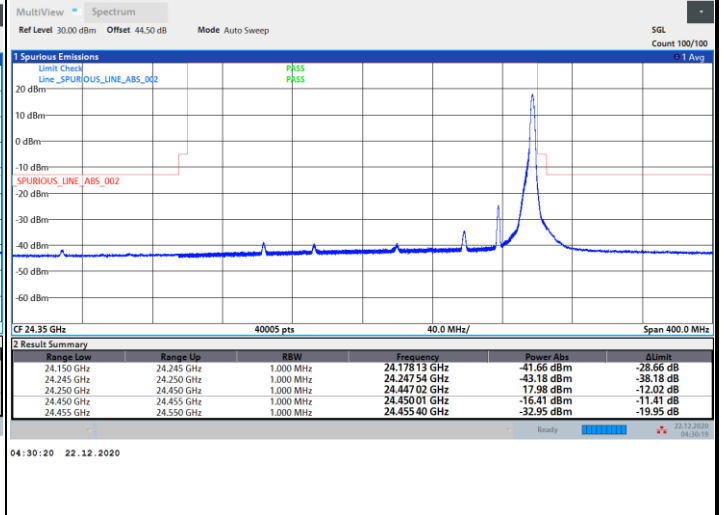
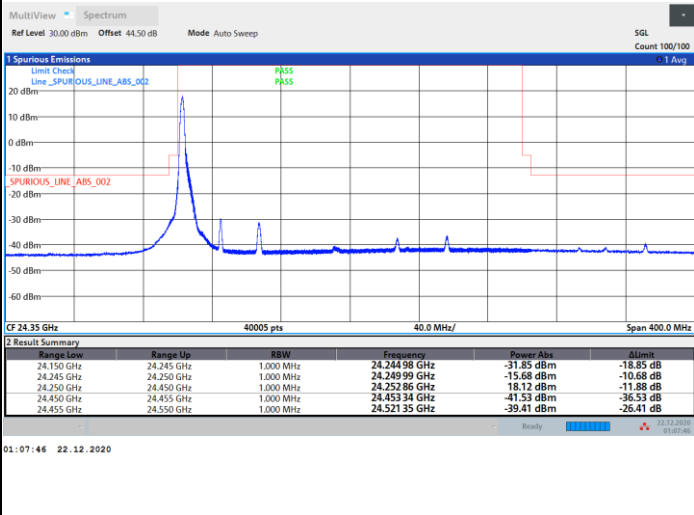


DFT-s-OFDM Module 1

NR Band n258A / 50MHz / BPSK

Lowest Band Edge / 1 RB

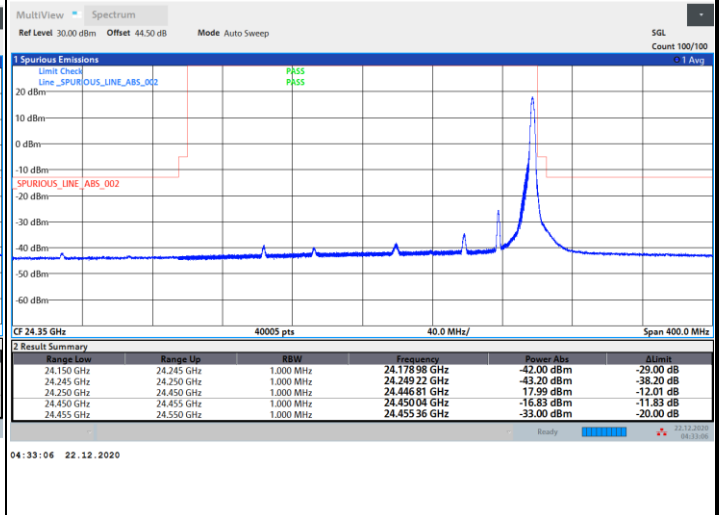
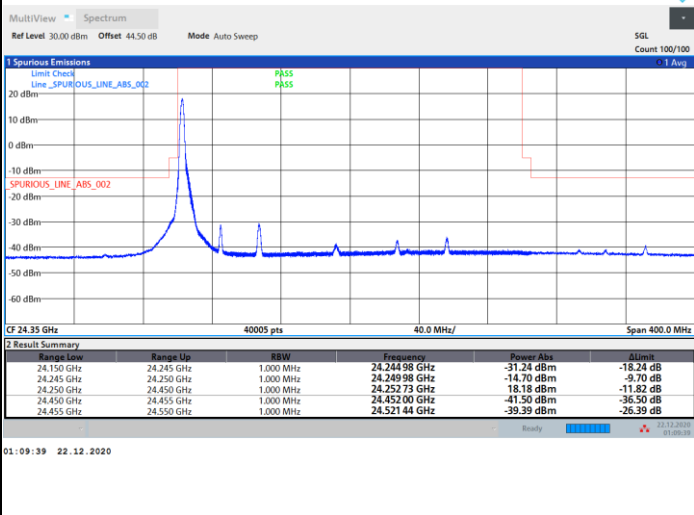
Highest Band Edge / 1 RB



NR Band n258A / 50MHz / QPSK

Lowest Band Edge / 1 RB

Highest Band Edge / 1 RB



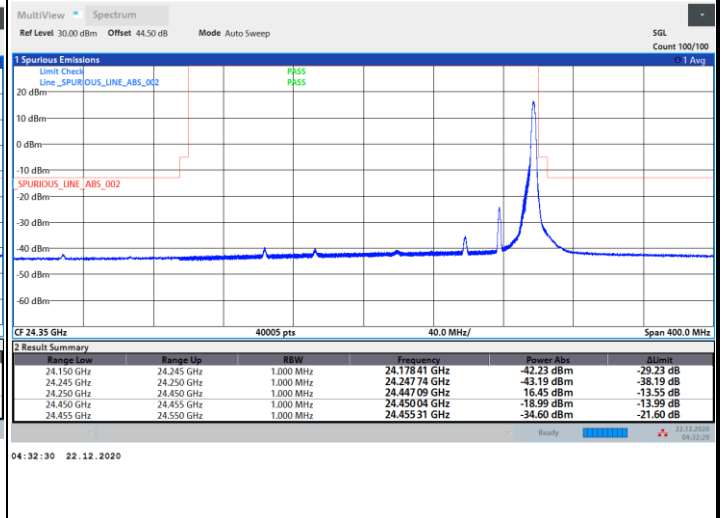
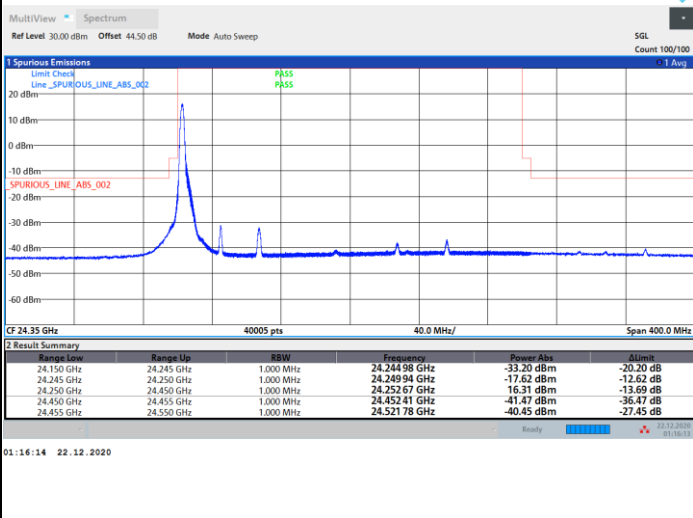


DFT-s-OFDM Module 1

NR Band n258A / 50MHz / 16QAM

Lowest Band Edge / 1 RB

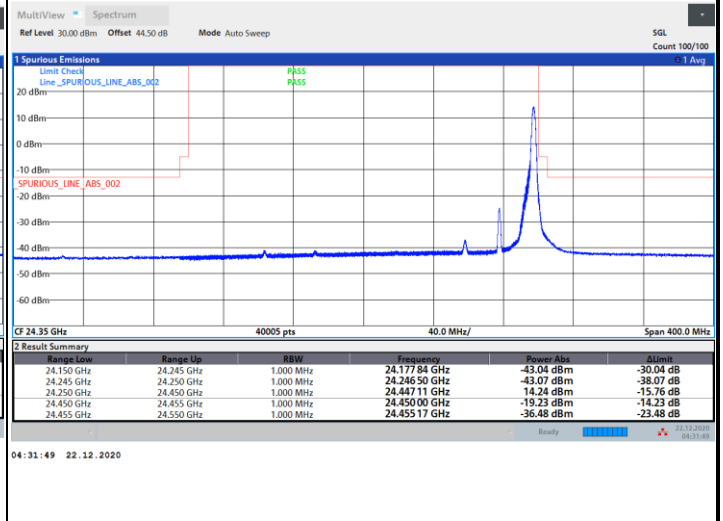
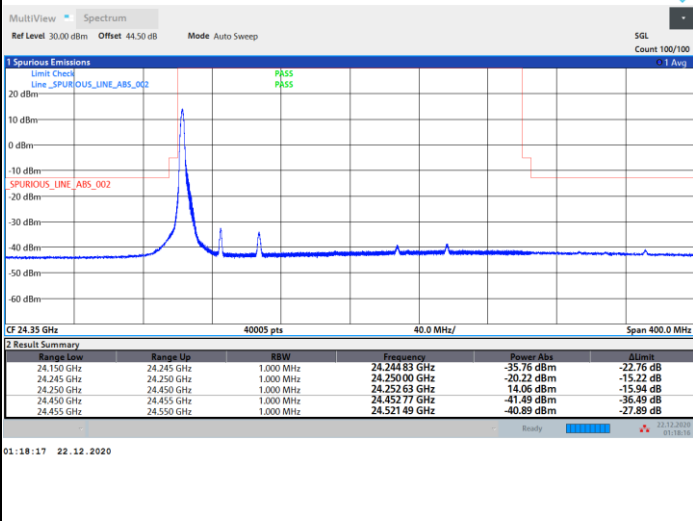
Highest Band Edge / 1 RB



NR Band n258A / 50MHz / 64QAM

Lowest Band Edge / 1 RB

Highest Band Edge / 1 RB



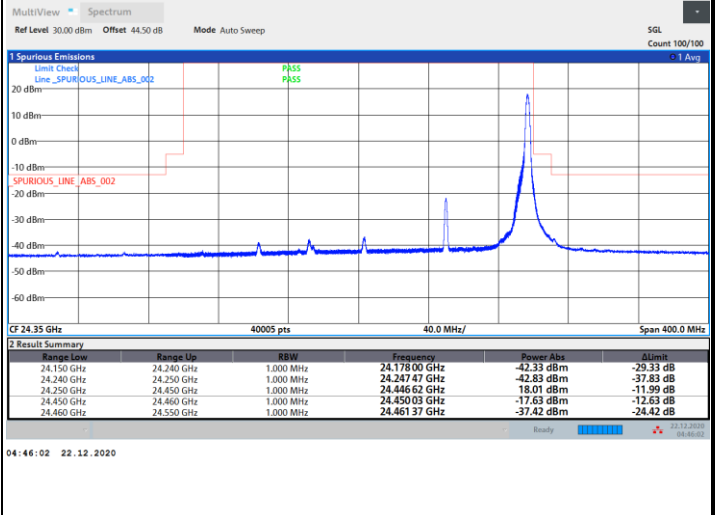
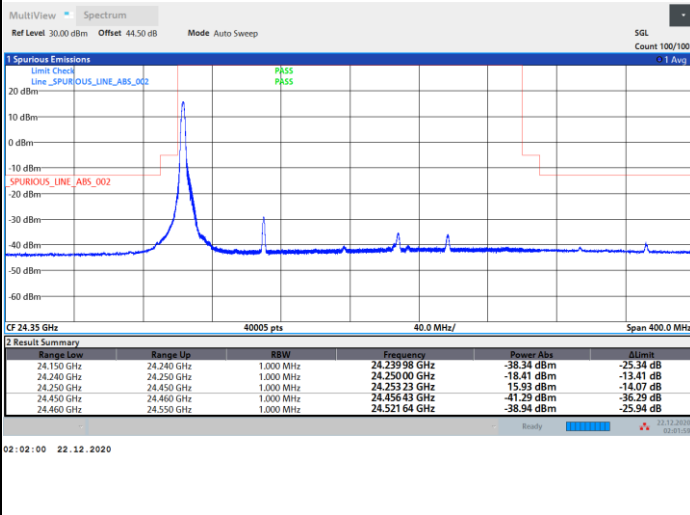


DFT-s-OFDM Module 1

NR Band n258A / 100MHz / BPSK

Lowest Band Edge / 1 RB

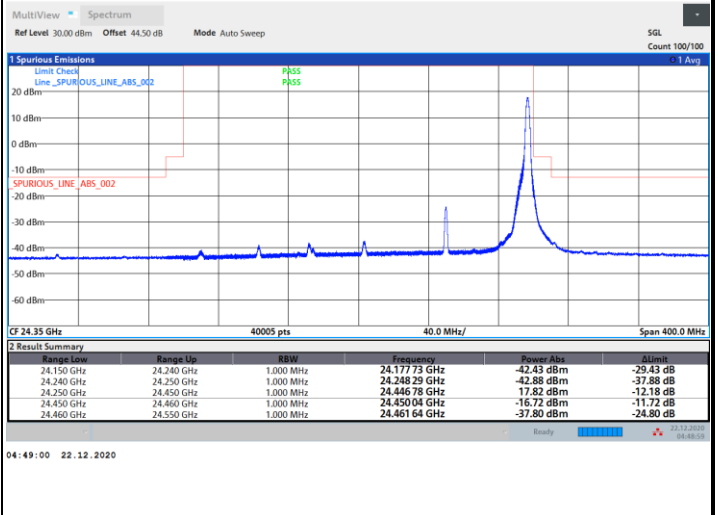
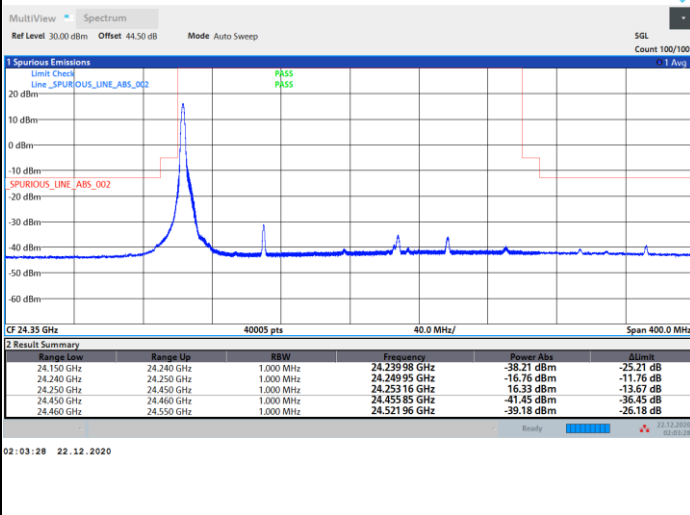
Highest Band Edge / 1 RB



NR Band n258A / 100MHz / QPSK

Lowest Band Edge / 1 RB

Highest Band Edge / 1 RB



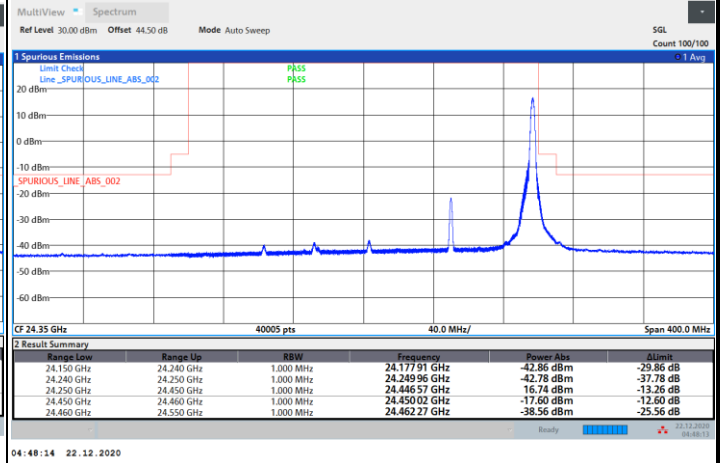
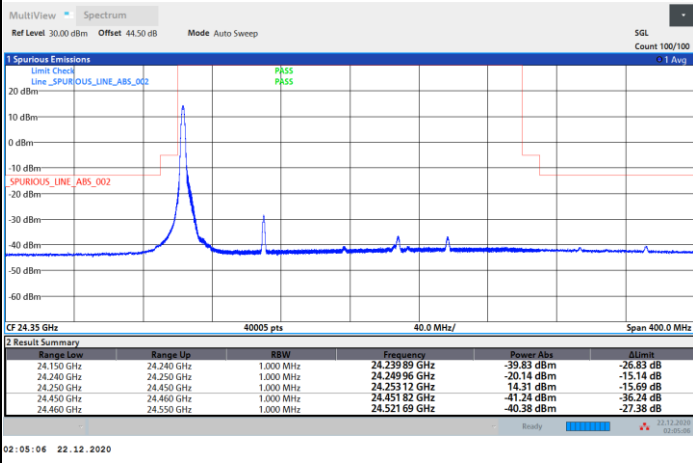


DFT-s-OFDM Module 1

NR Band n258A / 100MHz / 16QAM

Lowest Band Edge / 1 RB

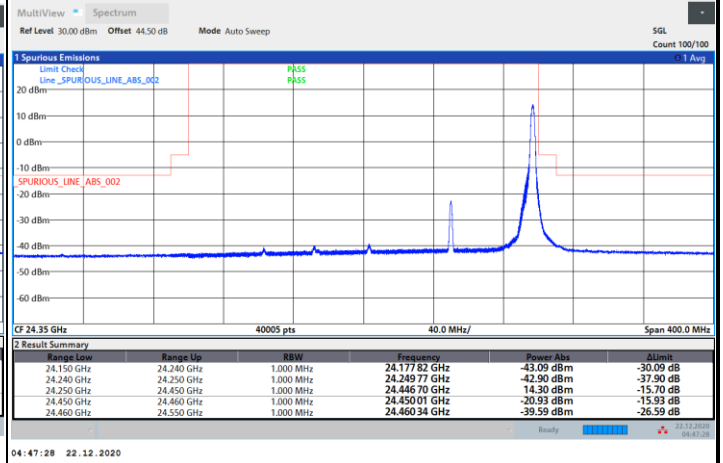
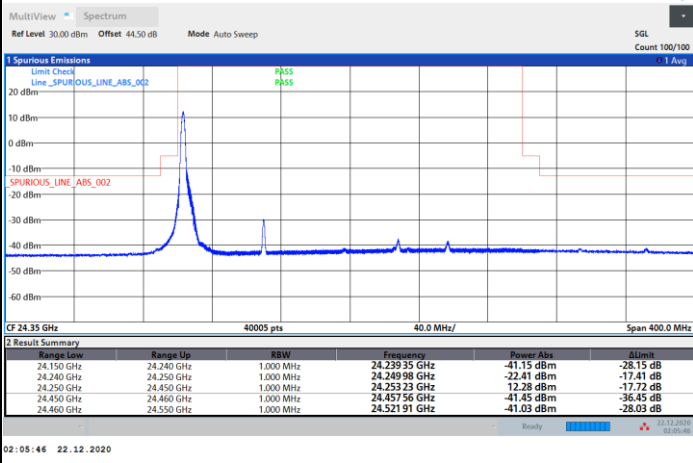
Highest Band Edge / 1 RB



NR Band n258A / 100MHz / 64QAM

Lowest Band Edge / 1 RB

Highest Band Edge / 1 RB

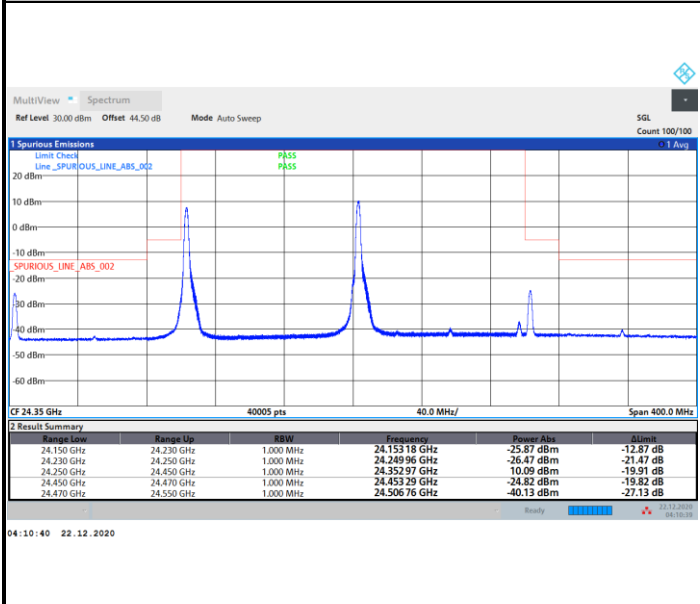




DFT-s-OFDM Module 1

NR Band n258A / 200MHz / BPSK

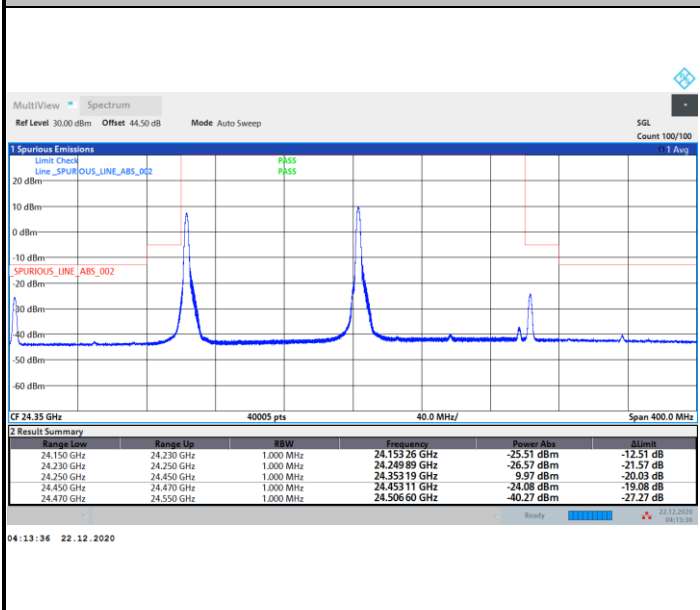
Middle Band Edge / 1 RB



intentionally blank

NR Band n258A / 200MHz / QPSK

Middle Band Edge / 1 RB



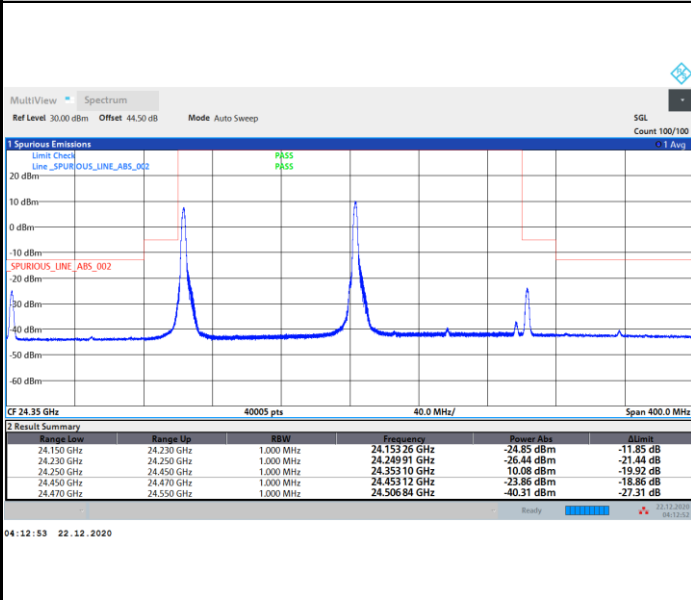
intentionally blank



DFT-s-OFDM Module 1

NR Band n258A / 200MHz / 16QAM

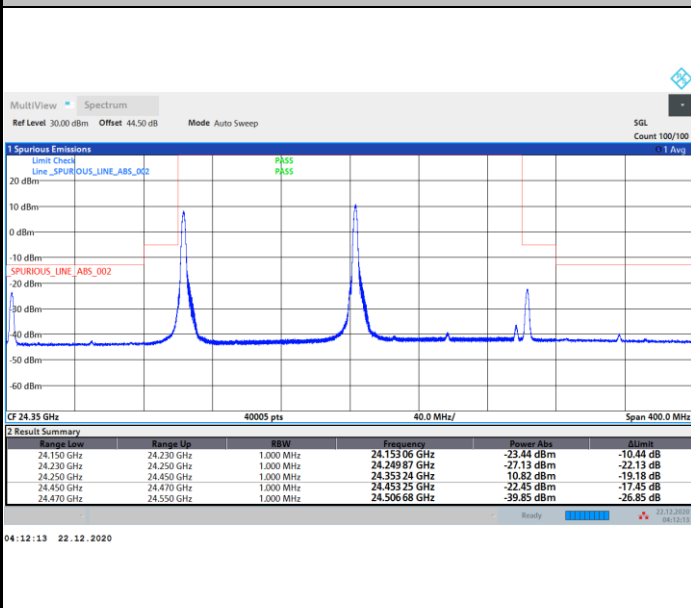
Middle Band Edge / 1 RB



intentionally blank

NR Band n258A / 200MHz / 64QAM

Middle Band Edge / 1 RB



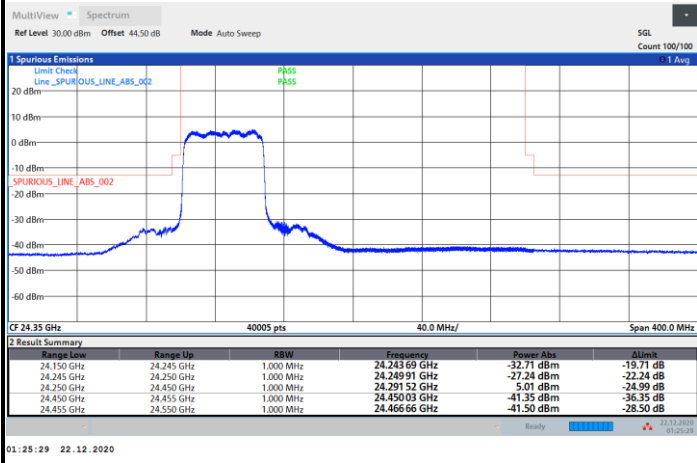
intentionally blank



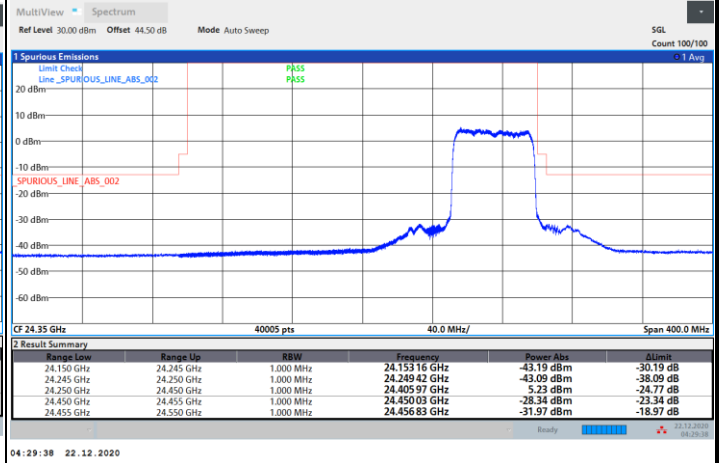
DFT-s-OFDM Module 1

NR Band n258A / 50MHz / BPSK

Lowest Band Edge / Full RB

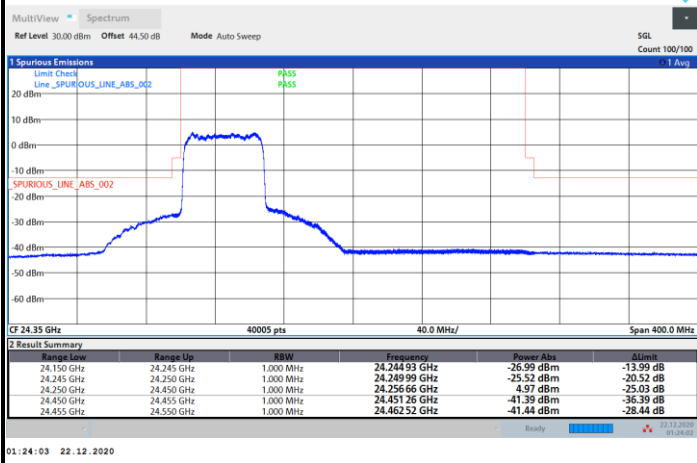


Highest Band Edge / Full RB

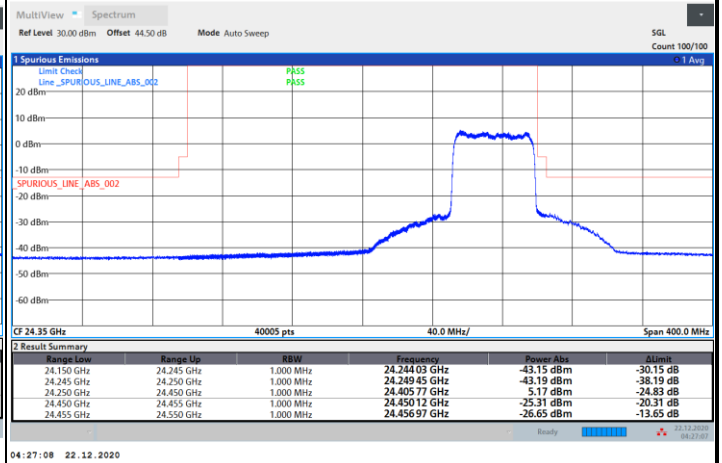


NR Band n258A / 50MHz / QPSK

Lowest Band Edge / Full RB



Highest Band Edge / Full RB



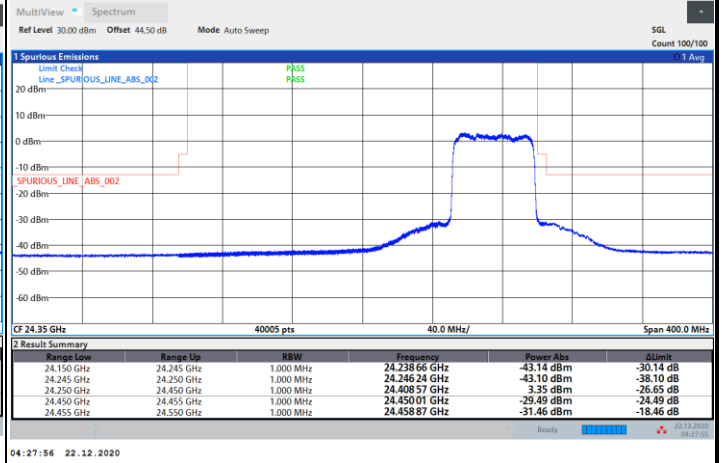
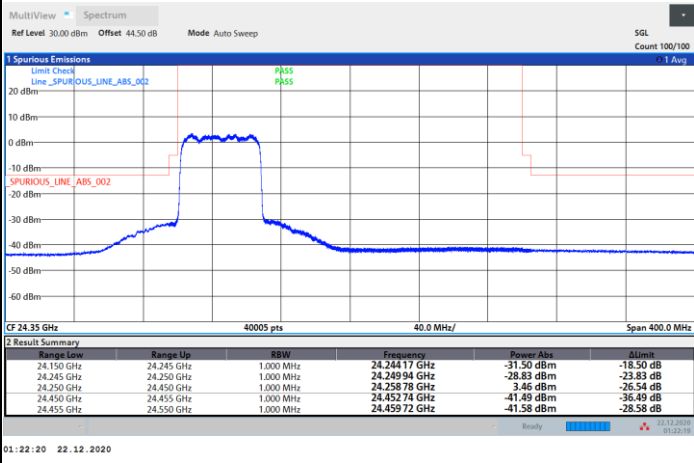


DFT-s-OFDM Module 1

NR Band n258A / 50MHz / 16QAM

Lowest Band Edge / Full RB

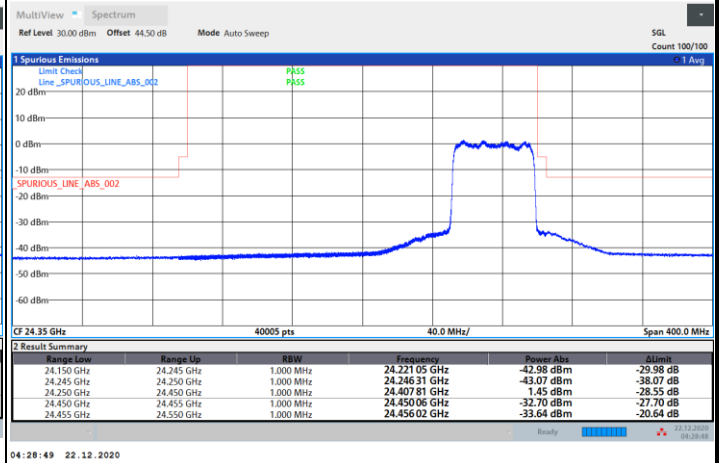
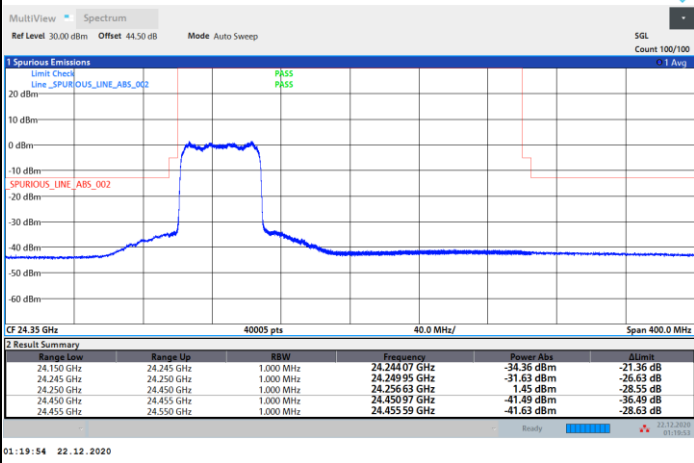
Highest Band Edge / Full RB



NR Band n258A / 50MHz / 64QAM

Lowest Band Edge / Full RB

Highest Band Edge / Full RB

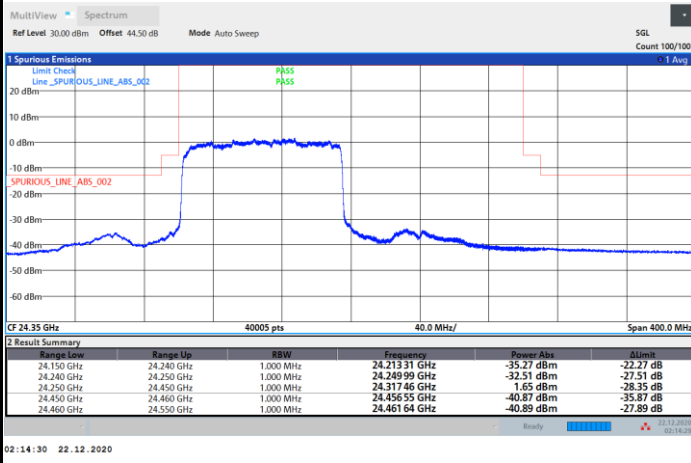




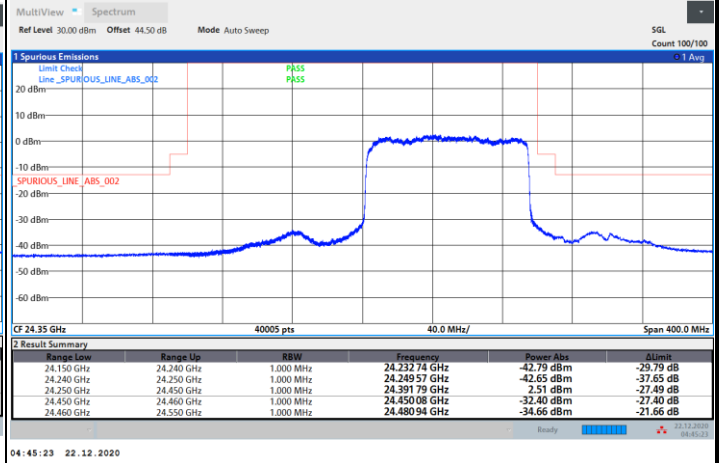
DFT-s-OFDM Module 1

NR Band n258A / 100MHz / BPSK

Lowest Band Edge / Full RB

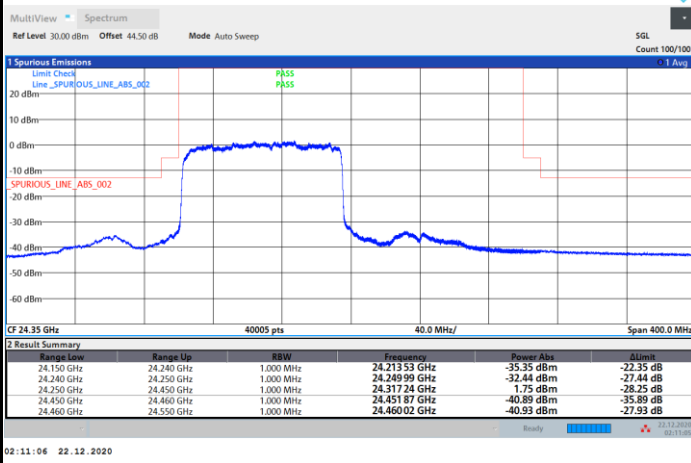


Highest Band Edge / Full RB

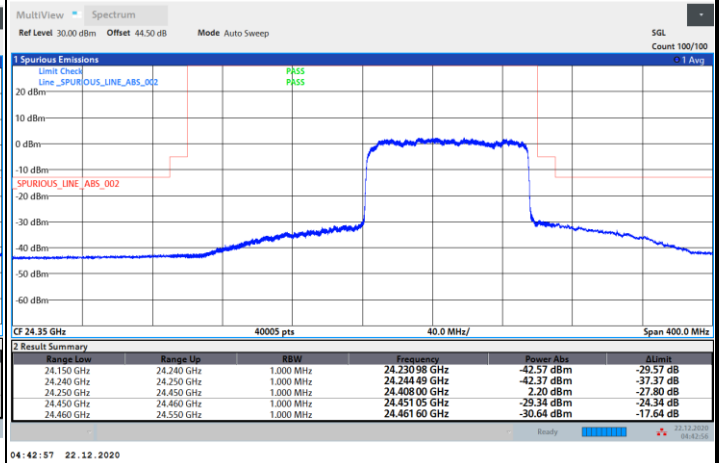


NR Band n258A / 100MHz / QPSK

Lowest Band Edge / Full RB



Highest Band Edge / Full RB



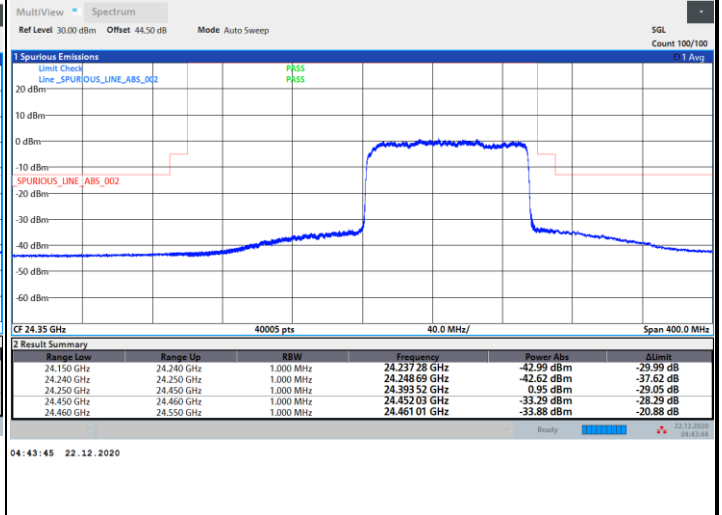
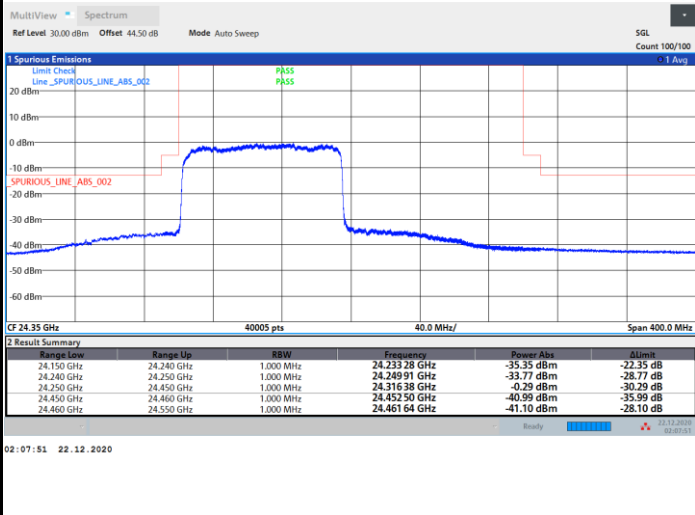


DFT-s-OFDM Module 1

NR Band n258A / 100MHz / 16QAM

Lowest Band Edge / Full RB

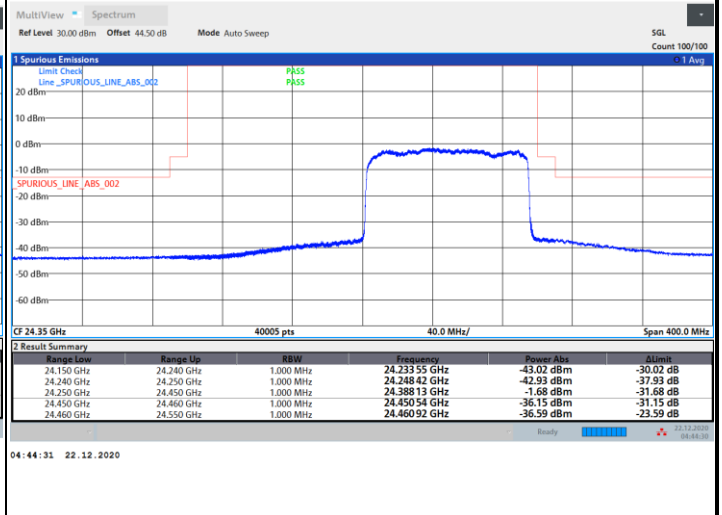
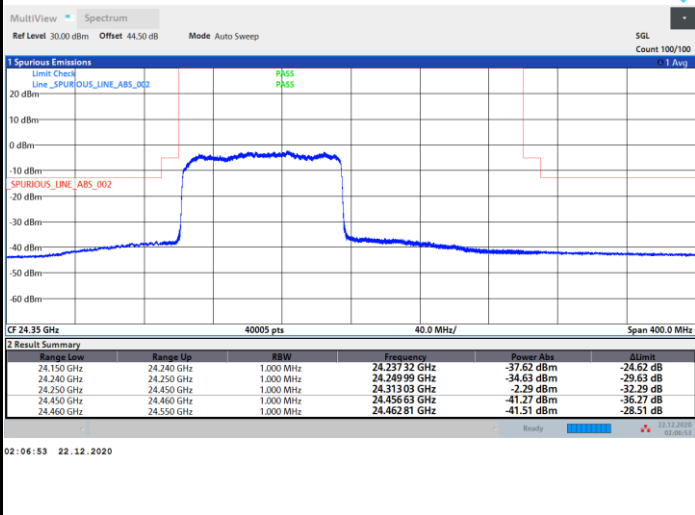
Highest Band Edge / Full RB



NR Band n258A / 100MHz / 64QAM

Lowest Band Edge / Full RB

Highest Band Edge / Full RB

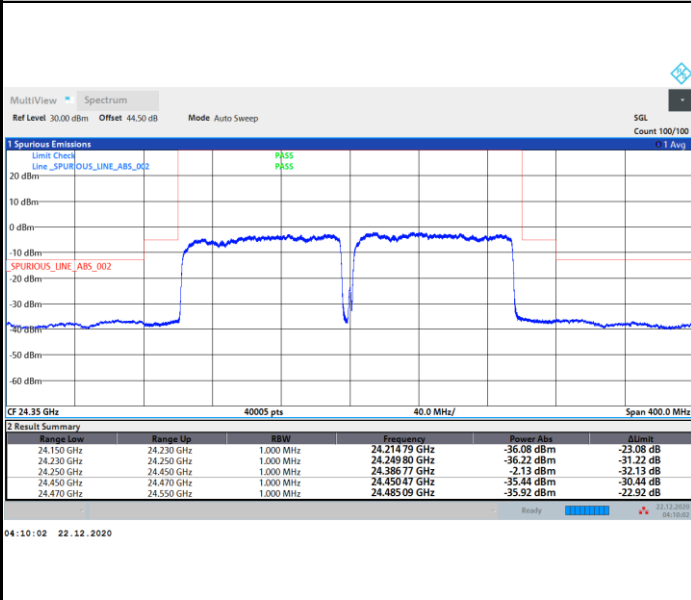




DFT-s-OFDM Module 1

NR Band n258A / 200MHz / BPSK

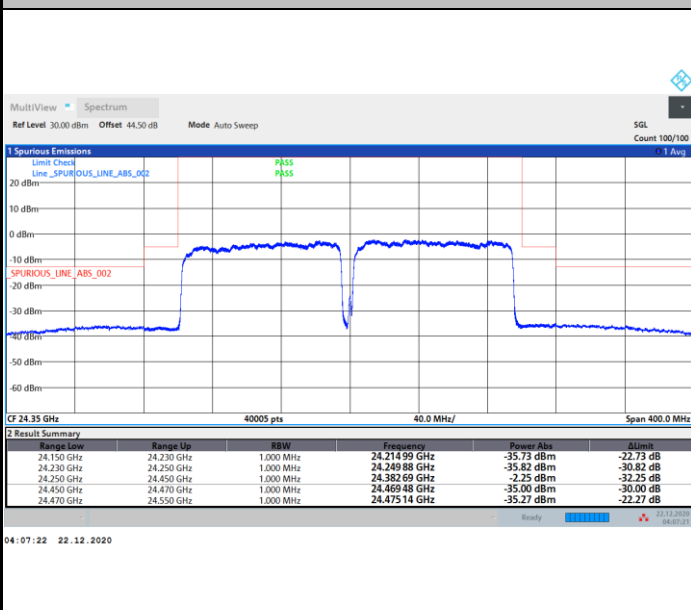
Middle Band Edge / Full RB



intentionally blank

NR Band n258A / 200MHz / QPSK

Middle Band Edge / Full RB



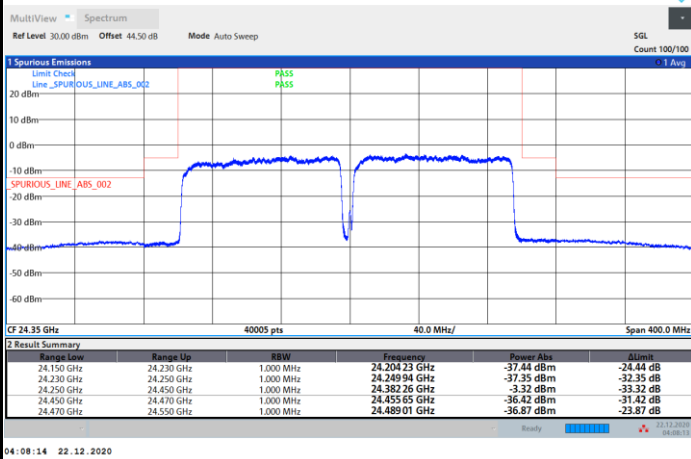
intentionally blank



DFT-s-OFDM Module 1

NR Band n258A / 200MHz / 16QAM

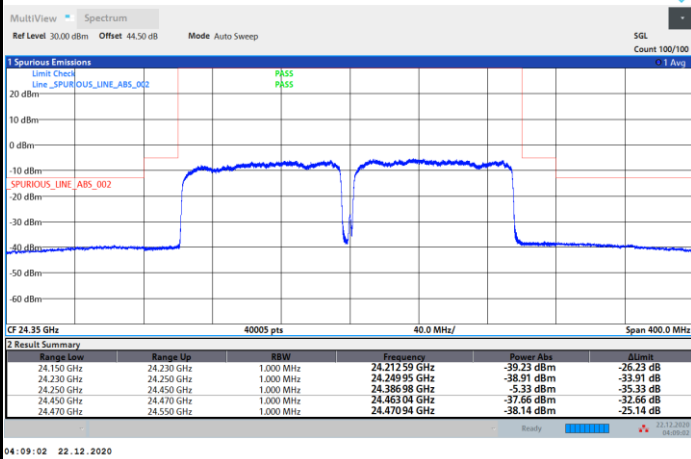
Middle Band Edge / Full RB



intentionally blank

NR Band n258A / 200MHz / 64QAM

Middle Band Edge / Full RB



intentionally blank



AG0+1

Mode			DFT-s-OFDM Module 1 NR Band n258A : BE (dBm) 1 RB											
BW			50MHz				100MHz				200MHz			
Limit (dBm)			BPSK	QPSK	16QAM	64QAM	BPSK	QPSK	16QAM	64QAM	BPSK	QPSK	16QAM	64QAM
Low CH	0~10%OB	≤-5	-18.59	-19.13	-20.07	-23.24	-19.68	-19.40	-21.81	-23.14	-	-	-	-
	>10%OB	≤-13	-28.15	-28.54	-30.38	-32.65	-34.29	-34.28	-35.60	-37.44	-	-	-	-
Middle CH	0~10%OB	≤-5	-	-	-	-	-	-	-	-	-27.80	-27.68	-27.37	-25.50
	>10%OB	≤-13	-	-	-	-	-	-	-	-	-23.49	-23.64	-23.40	-21.25
High CH	0~10%OB	≤-5	-19.79	-20.59	-21.85	-23.96	-22.87	-20.63	-22.62	-25.40	-	-	-	-
	>10%OB	≤-13	-27.63	-27.64	-29.42	-31.42	-33.54	-33.78	-34.72	-37.04	-	-	-	-
Result			Compliance											

Mode			DFT-s-OFDM Module 1 NR Band n258A : BE (dBm) Full RB											
BW			50MHz				100MHz				200MHz			
Limit (dBm)			BPSK	QPSK	16QAM	64QAM	BPSK	QPSK	16QAM	64QAM	BPSK	QPSK	16QAM	64QAM
Low CH	0~10%OB	≤-5	-32.61	-31.72	-34.65	-34.87	-35.12	-32.79	-37.53	-40.14	-	-	-	-
	>10%OB	≤-13	-30.87	-26.84	-30.26	-33.51	-32.40	-27.34	-32.68	-35.63	-	-	-	-
Middle CH	0~10%OB	≤-5	-	-	-	-	-	-	-	-	-38.37	-37.97	-40.38	-42.39
	>10%OB	≤-13	-	-	-	-	-	-	-	-	-32.83	-32.87	-34.85	-37.26
High CH	0~10%OB	≤-5	-28.34	-31.53	-33.23	-35.79	-36.39	-29.67	-36.33	-39.72	-	-	-	-
	>10%OB	≤-13	-24.03	-31.27	-30.43	-33.46	-33.04	-25.26	-31.69	-34.34	-	-	-	-
Result			Compliance											

Remark:

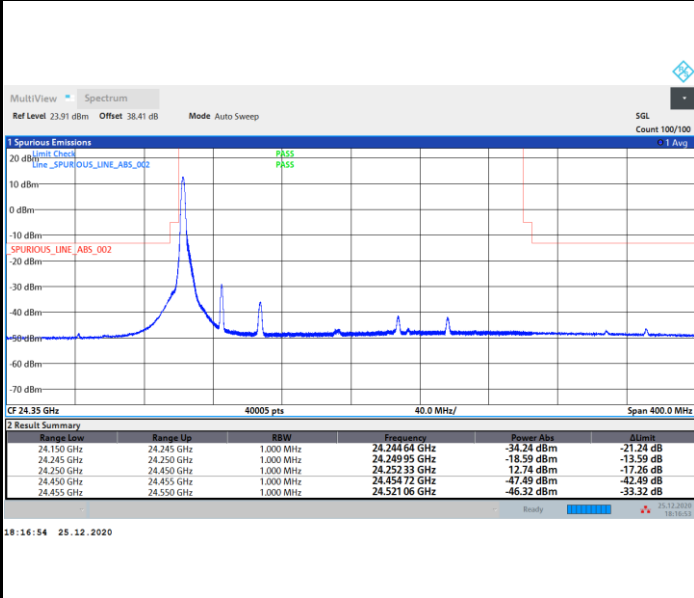
- For 0~10%OB band edge, the antenna gain offset is included in order to compare to the conductive limit.
- For >10%OB Out of Band Emissions is EIRP



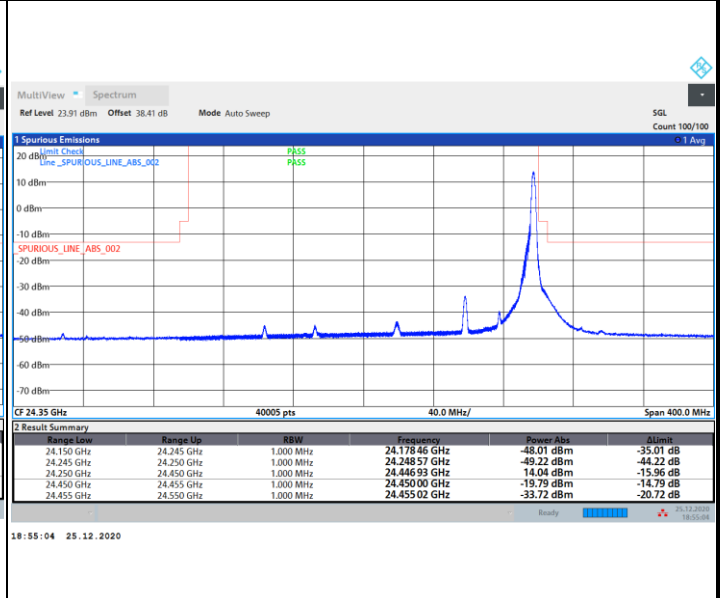
DFT-s-OFDM Module 1

NR Band n258A / 50MHz / BPSK

Lowest Band Edge / 1 RB

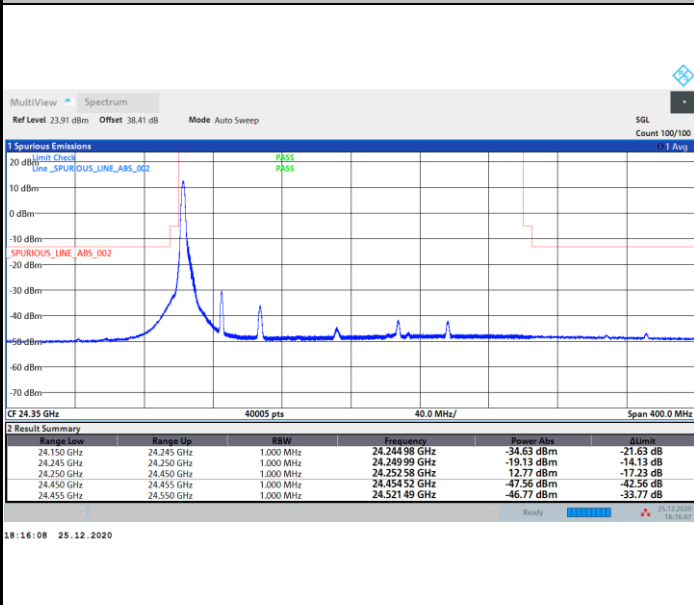


Highest Band Edge / 1 RB

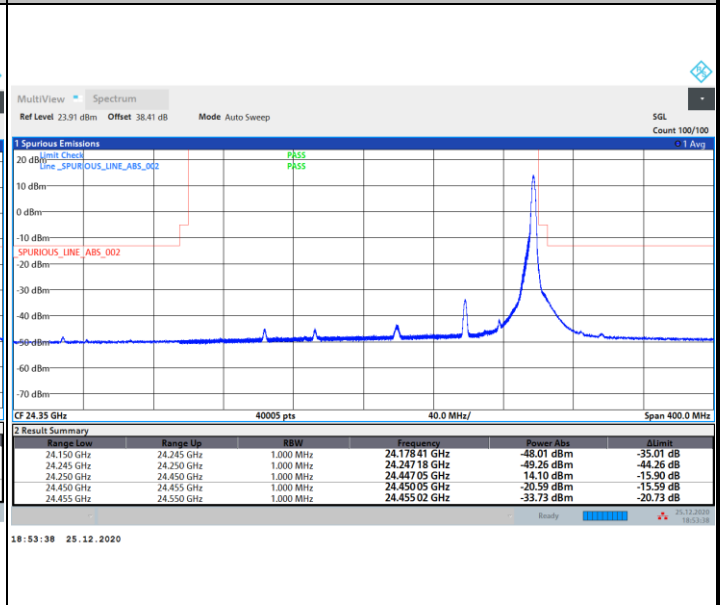


NR Band n258A / 50MHz / QPSK

Lowest Band Edge / 1 RB



Highest Band Edge / 1 RB

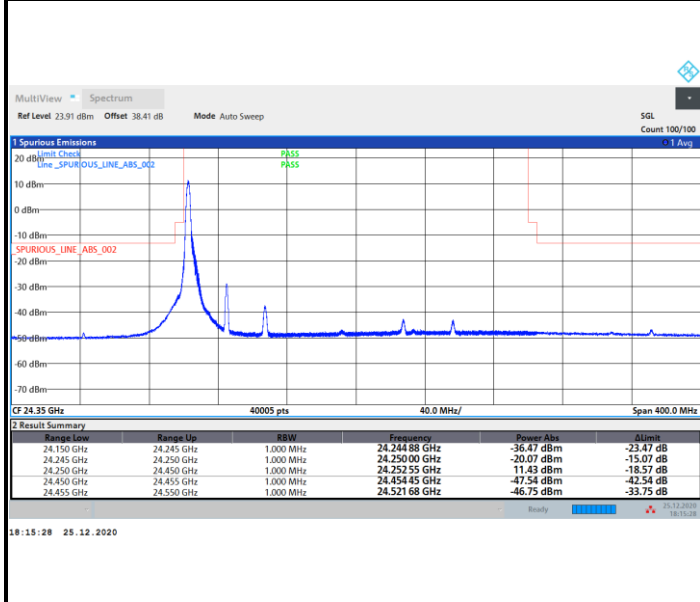




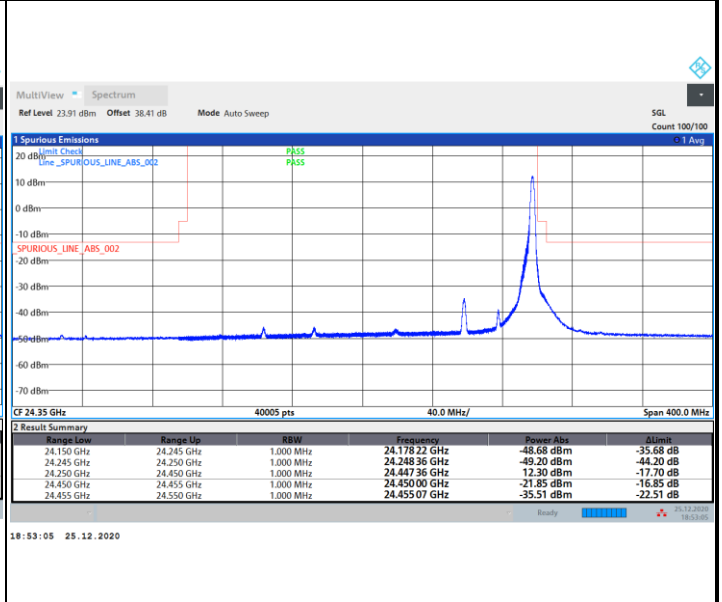
DFT-s-OFDM Module 1

NR Band n258A / 50MHz / 16QAM

Lowest Band Edge / 1 RB

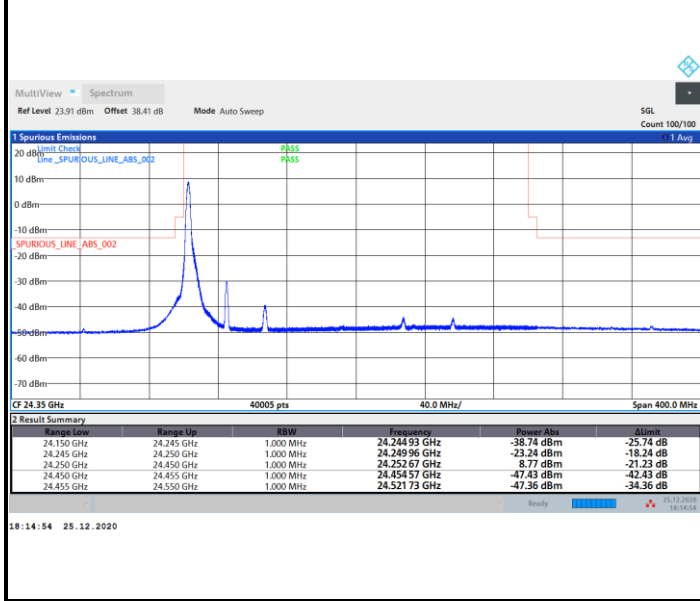


Highest Band Edge / 1 RB

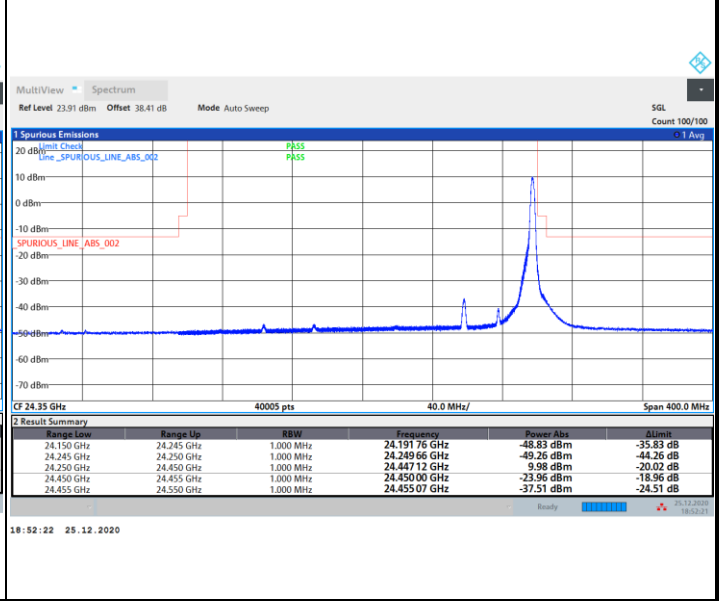


NR Band n258A / 50MHz / 64QAM

Lowest Band Edge / 1 RB



Highest Band Edge / 1 RB

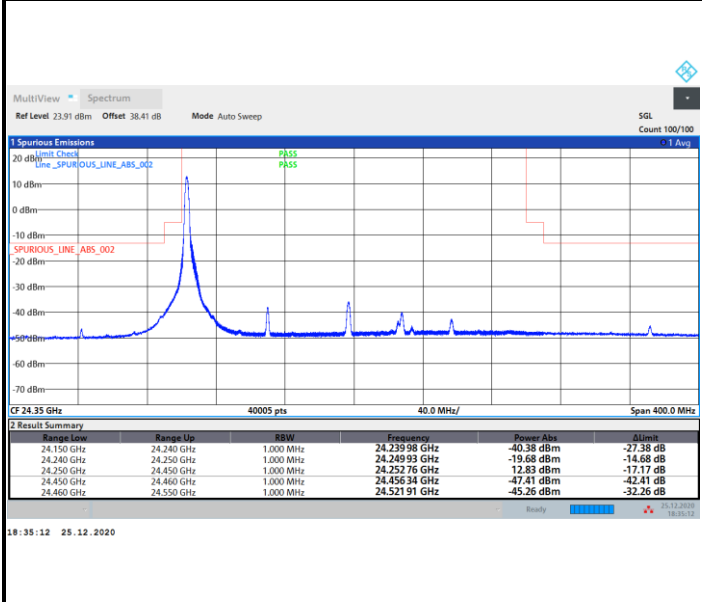




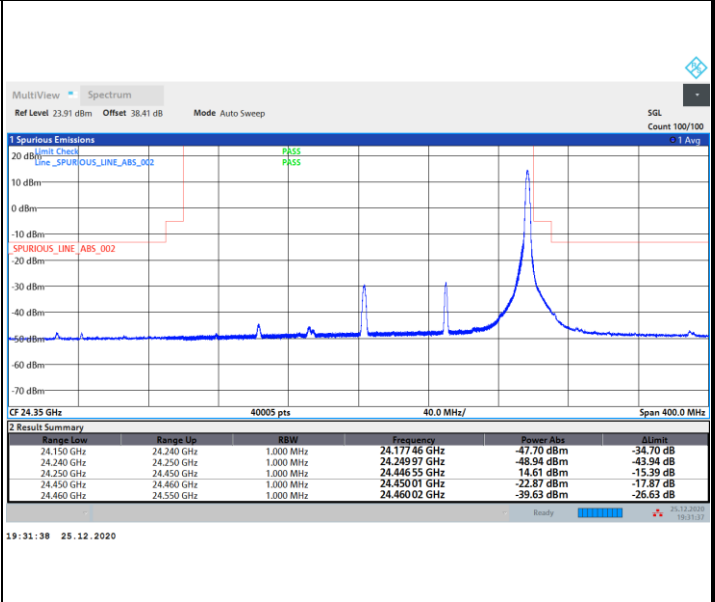
DFT-s-OFDM Module 1

NR Band n258A / 100MHz / BPSK

Lowest Band Edge / 1 RB

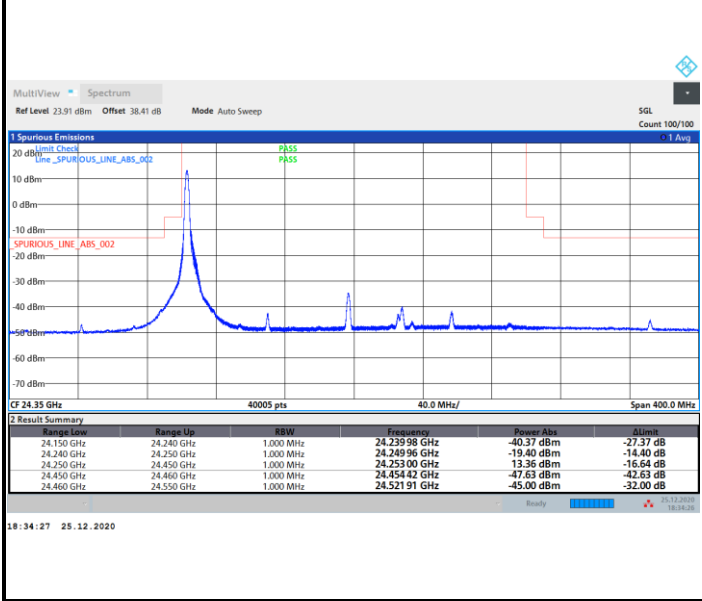


Highest Band Edge / 1 RB

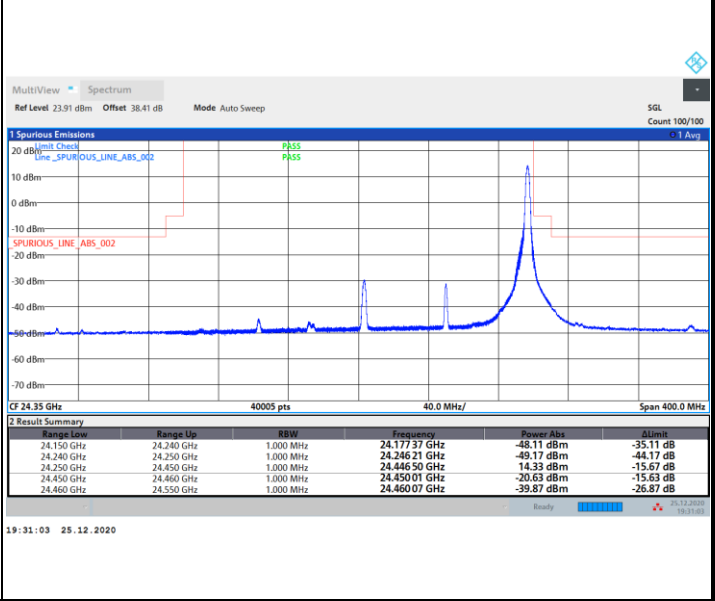


NR Band n258A / 100MHz / QPSK

Lowest Band Edge / 1 RB



Highest Band Edge / 1 RB

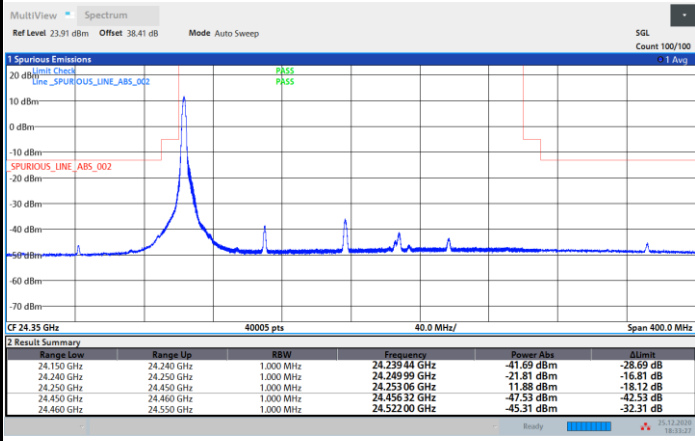




DFT-s-OFDM Module 1

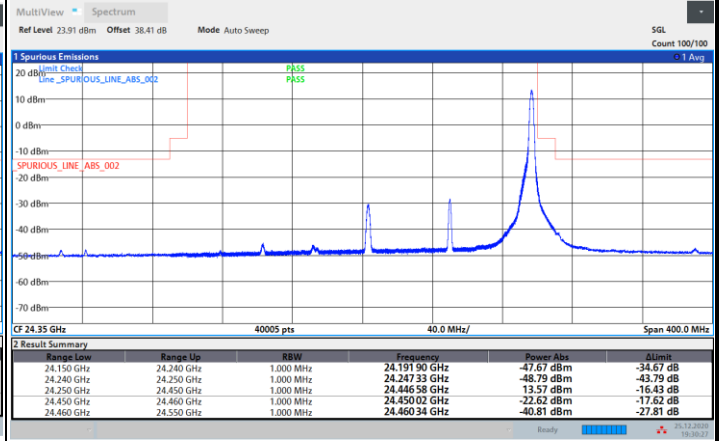
NR Band n258A / 100MHz / 16QAM

Lowest Band Edge / 1 RB



18:33:27 25.12.2020

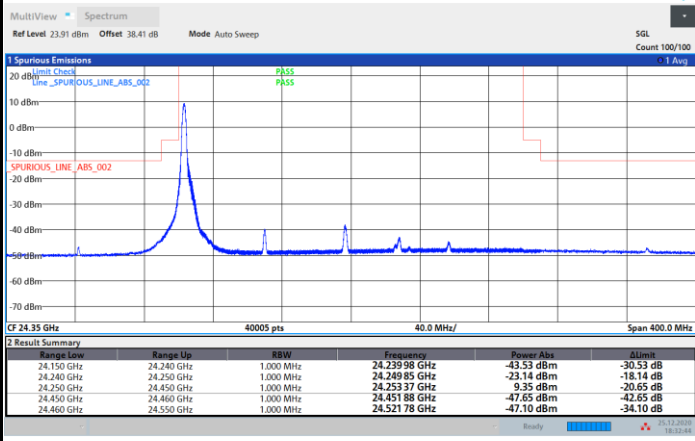
Highest Band Edge / 1 RB



19:30:27 25.12.2020

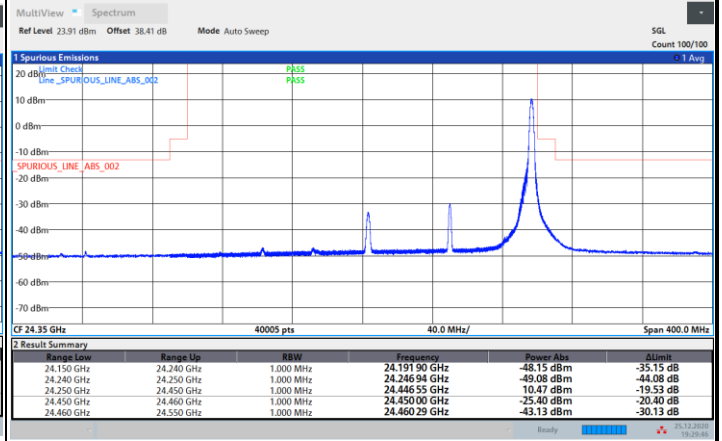
NR Band n258A / 100MHz / 64QAM

Lowest Band Edge / 1 RB



18:32:45 25.12.2020

Highest Band Edge / 1 RB



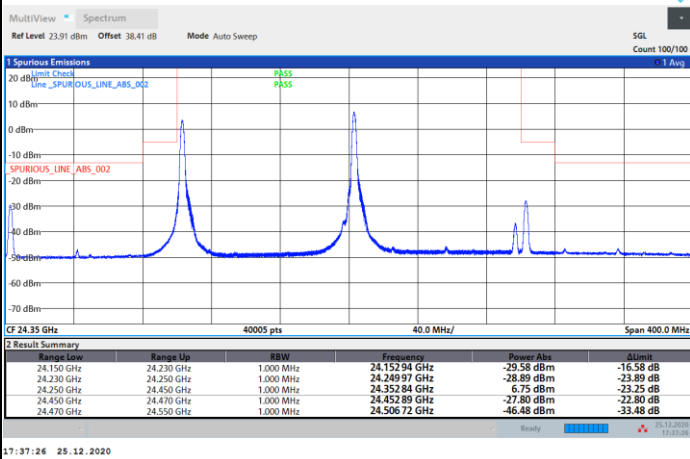
19:29:46 25.12.2020



DFT-s-OFDM Module 1

NR Band n258A / 200MHz / BPSK

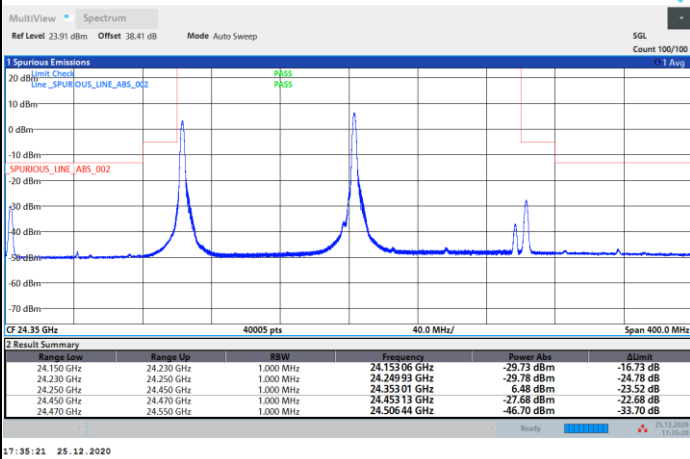
Middle Band Edge / 1 RB



intentionally blank

NR Band n258A / 200MHz / QPSK

Middle Band Edge / 1 RB



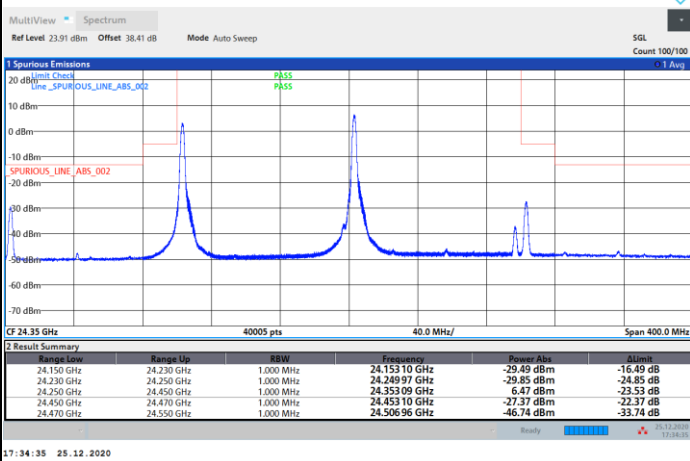
intentionally blank



DFT-s-OFDM Module 1

NR Band n258A / 200MHz / 16QAM

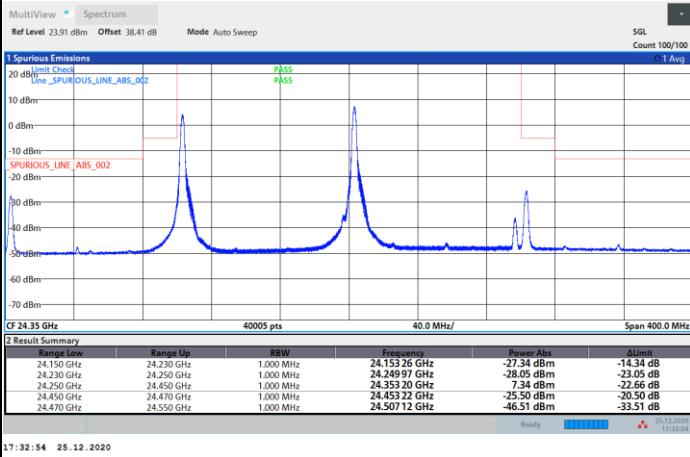
Middle Band Edge / 1 RB



intentionally blank

NR Band n258A / 200MHz / 64QAM

Middle Band Edge / 1 RB



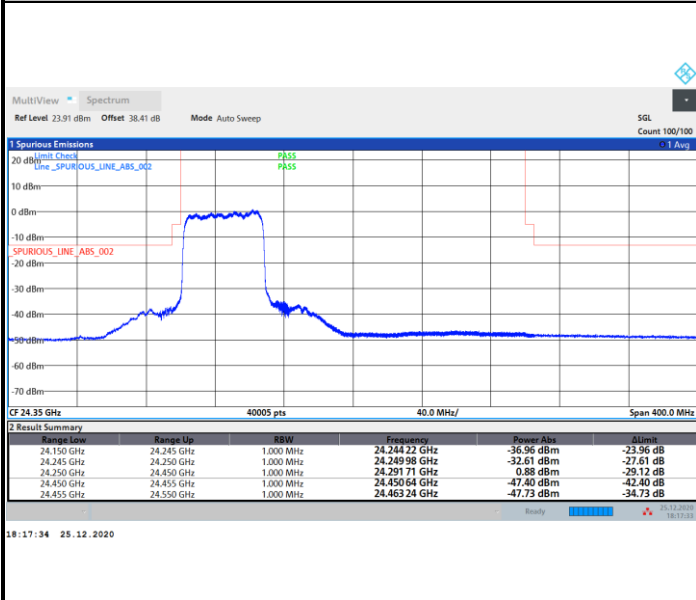
intentionally blank



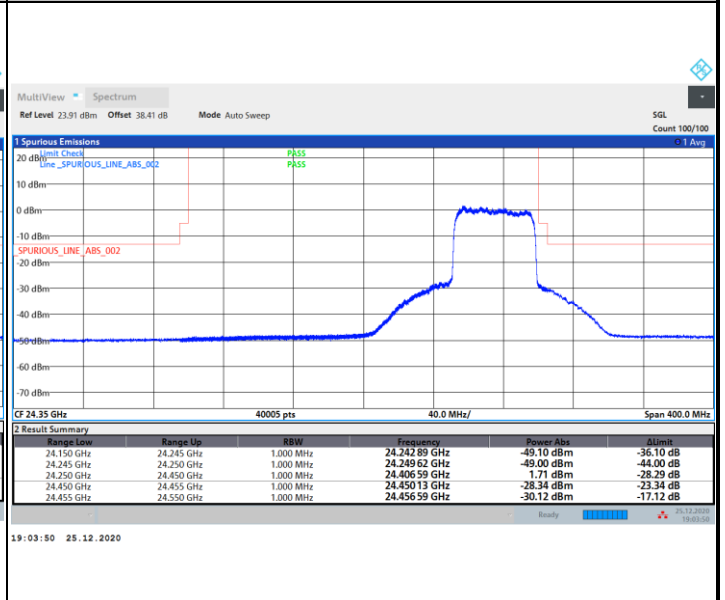
DFT-s-OFDM Module 1

NR Band n258A / 50MHz / BPSK

Lowest Band Edge / Full RB

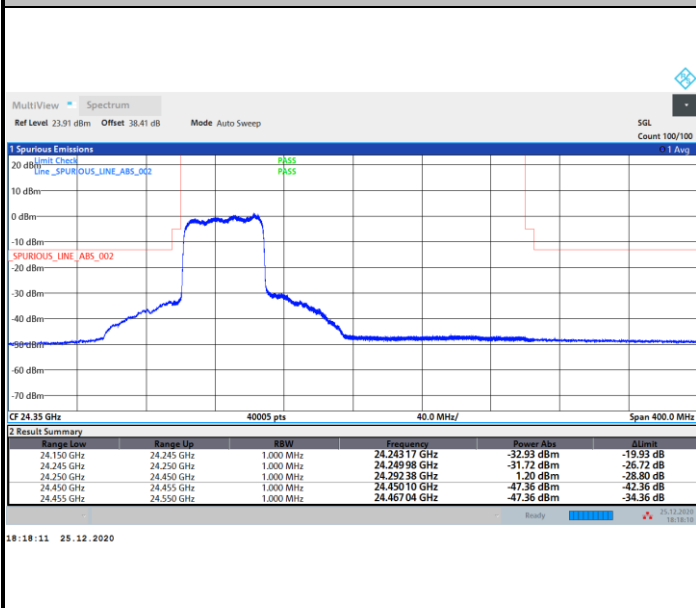


Highest Band Edge / Full RB



NR Band n258A / 50MHz / QPSK

Lowest Band Edge / Full RB



Highest Band Edge / Full RB

