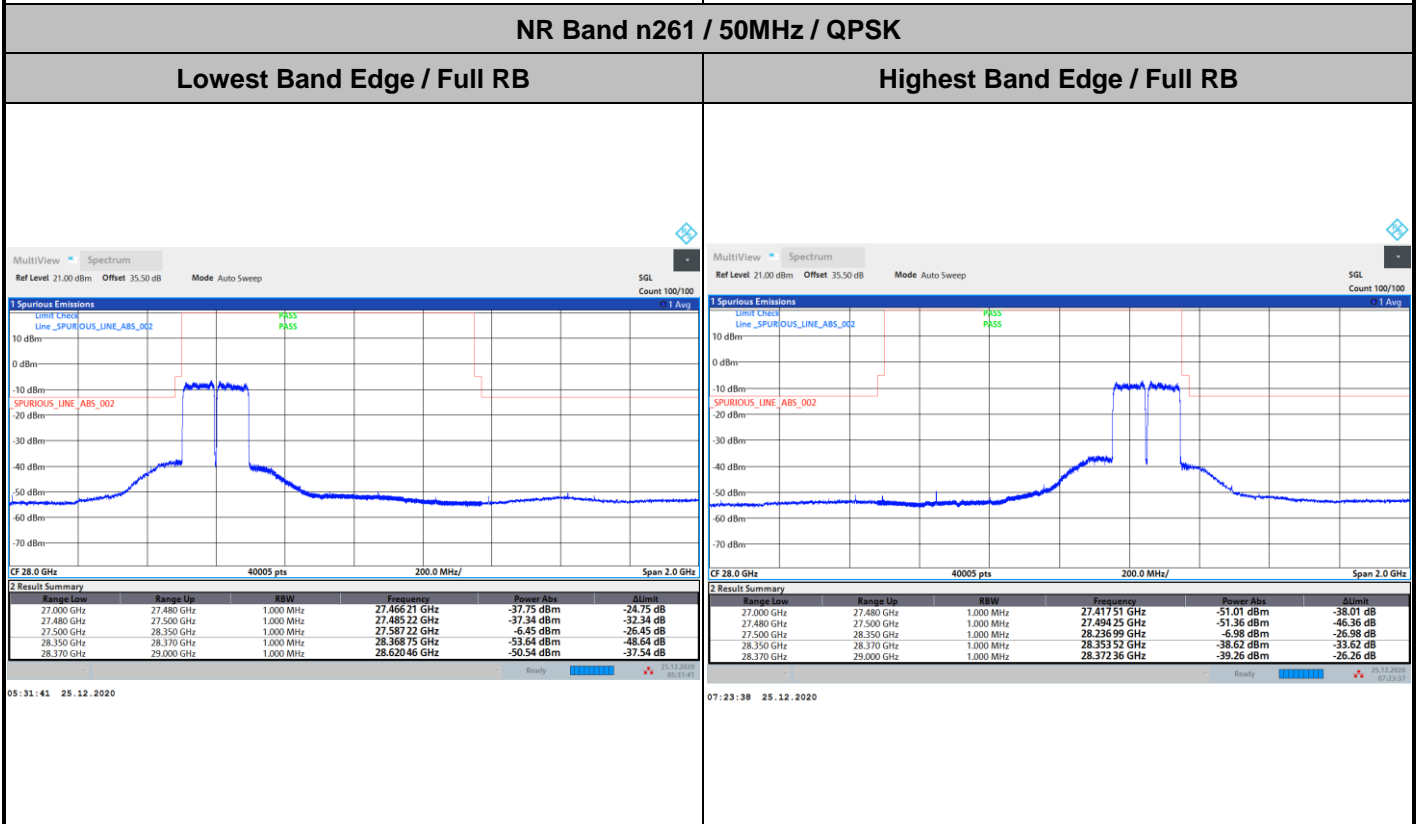
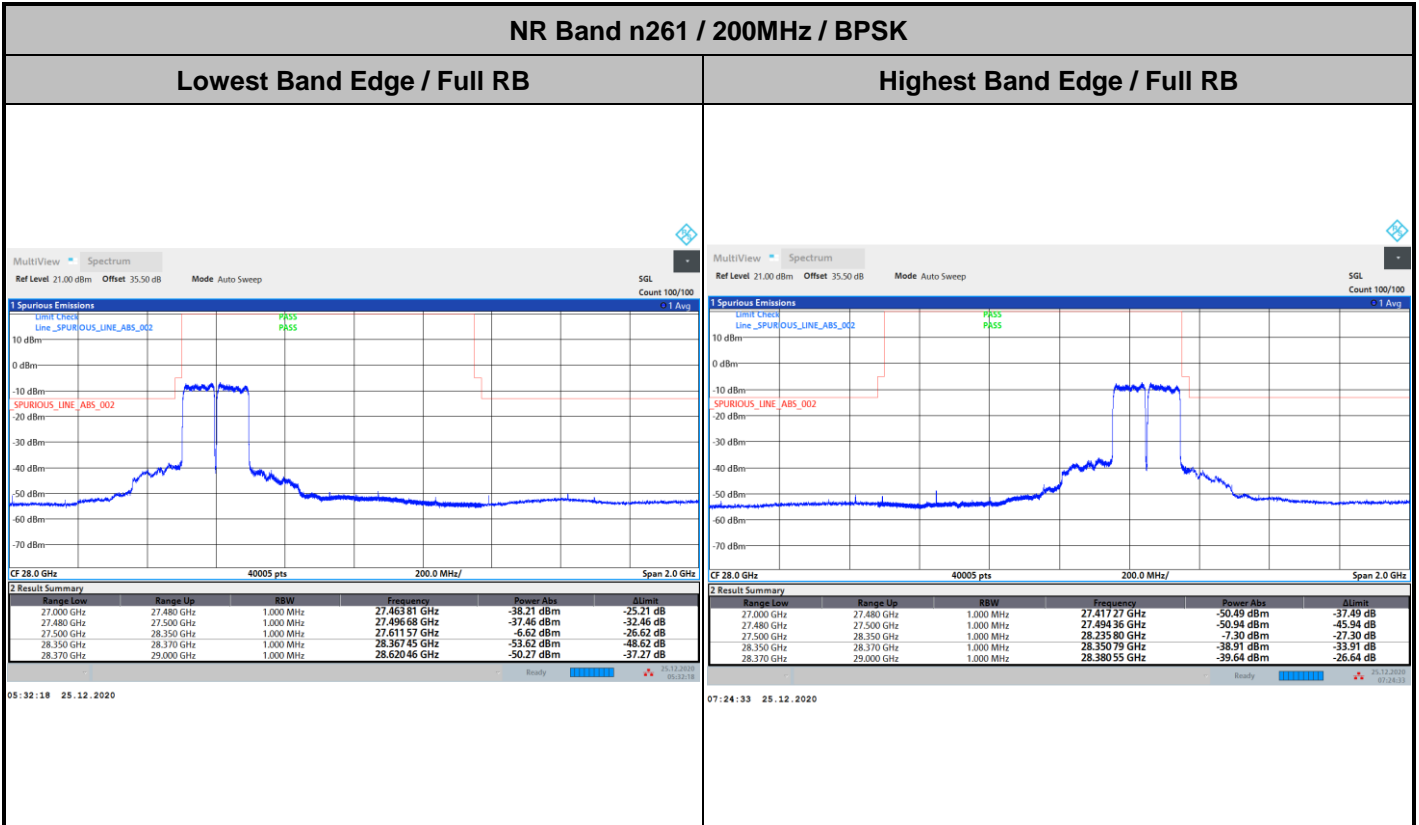




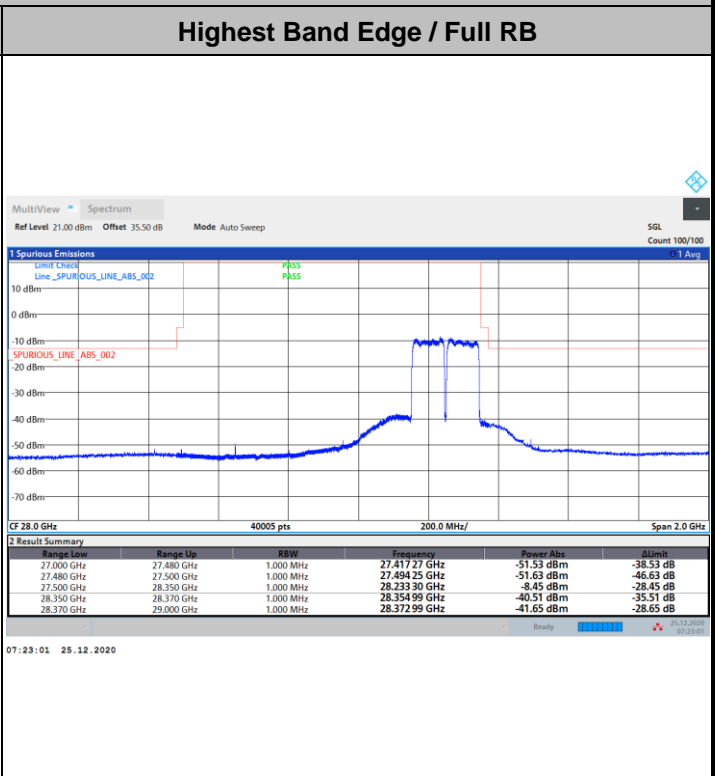
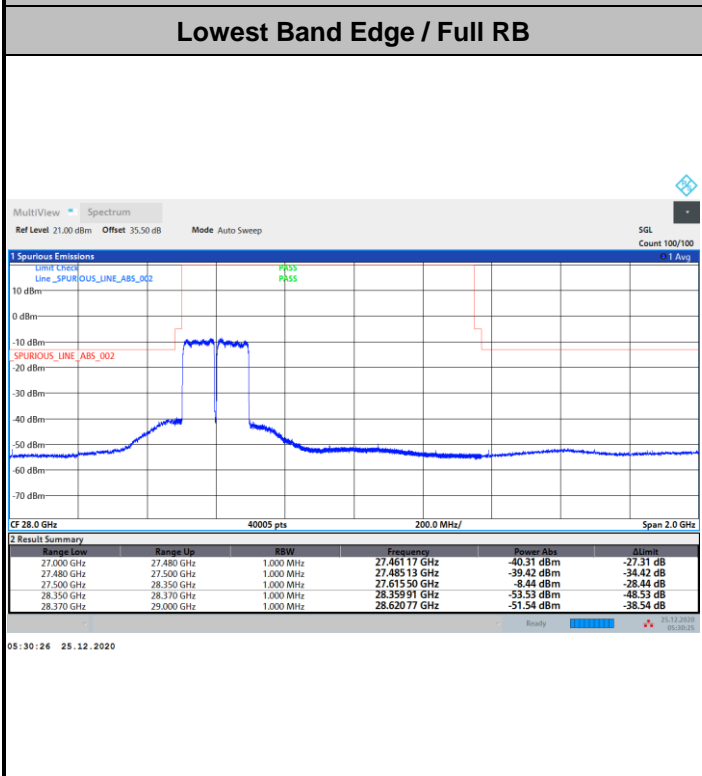
DFT-s-OFDM Module 0



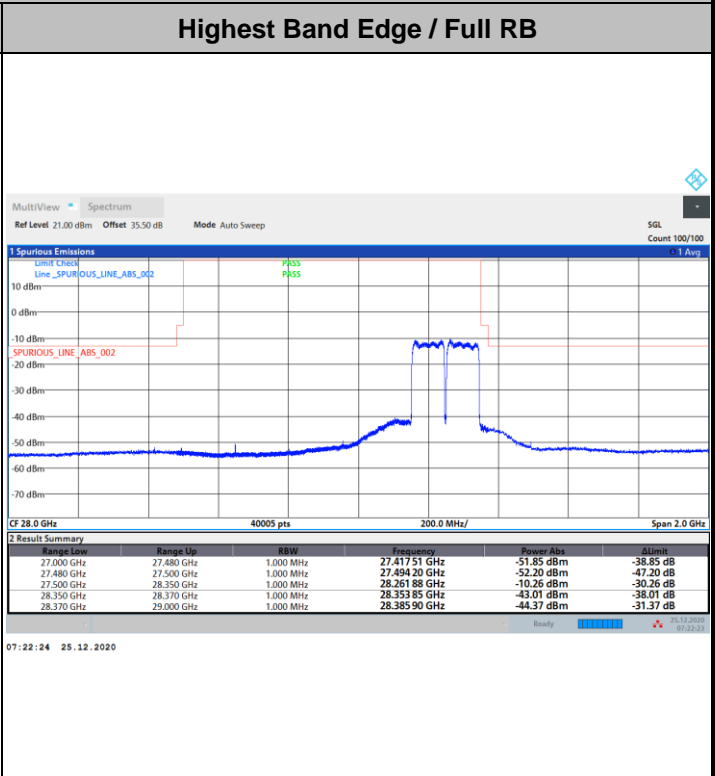
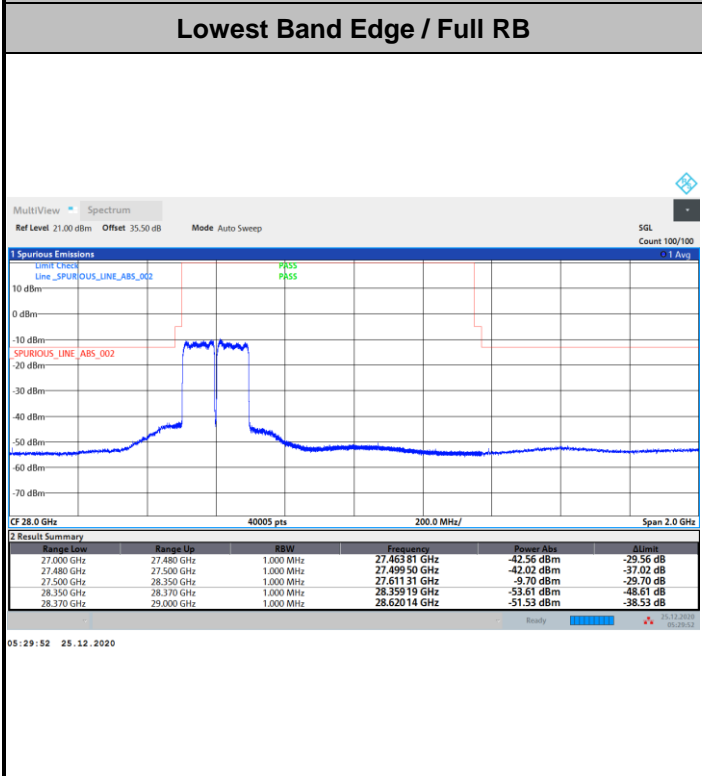


DFT-s-OFDM Module 0

NR Band n261 / 200MHz / 16QAM



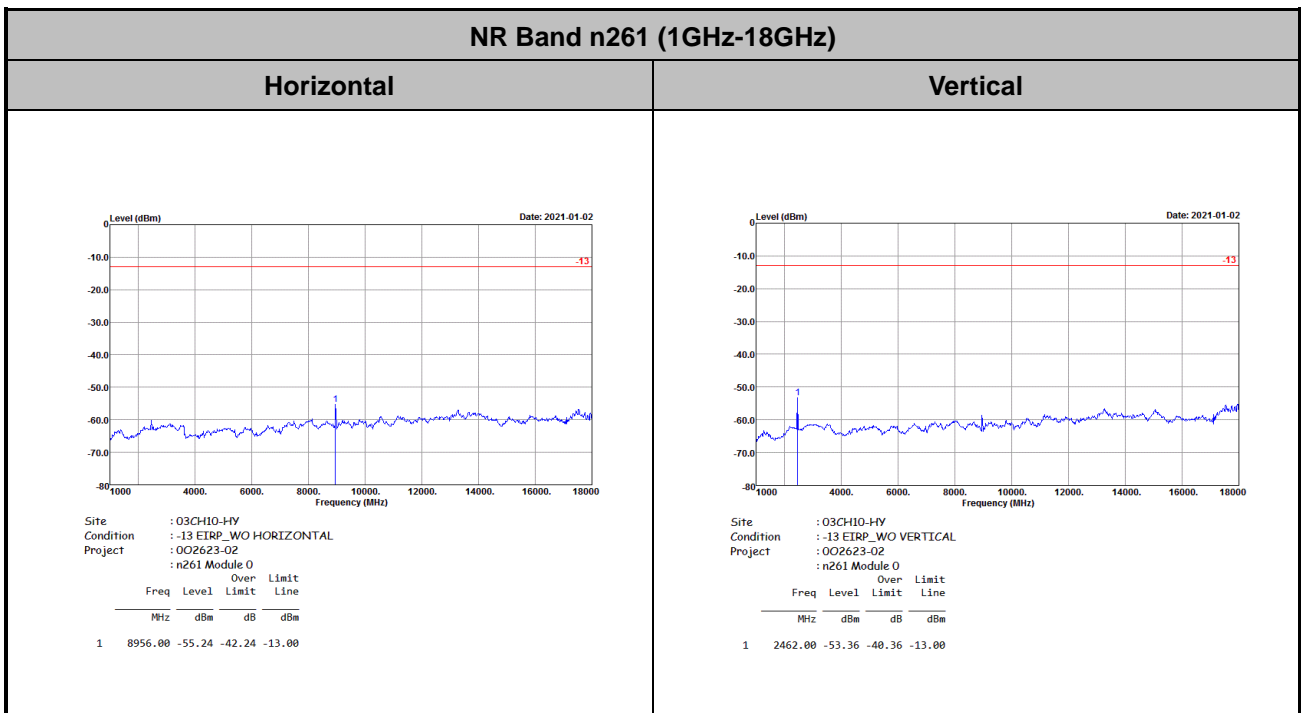
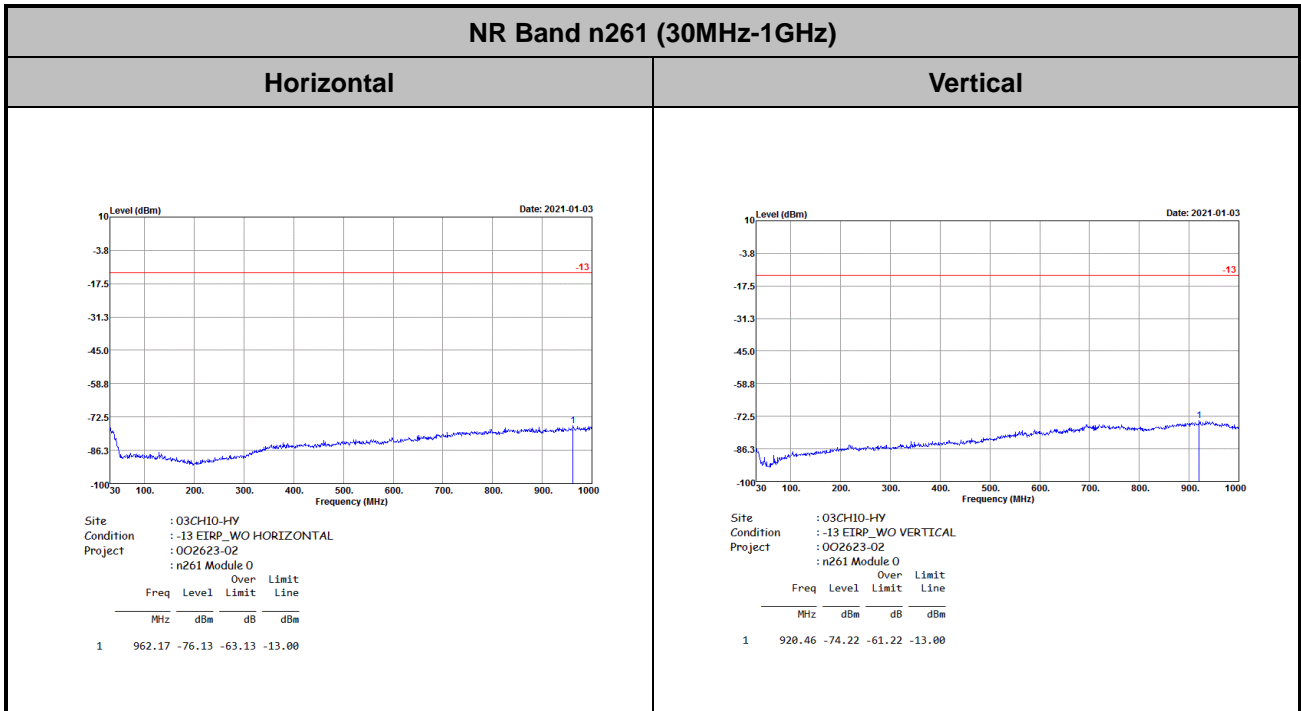
NR Band n261 / 200MHz / 64QAM





Spurious Emission

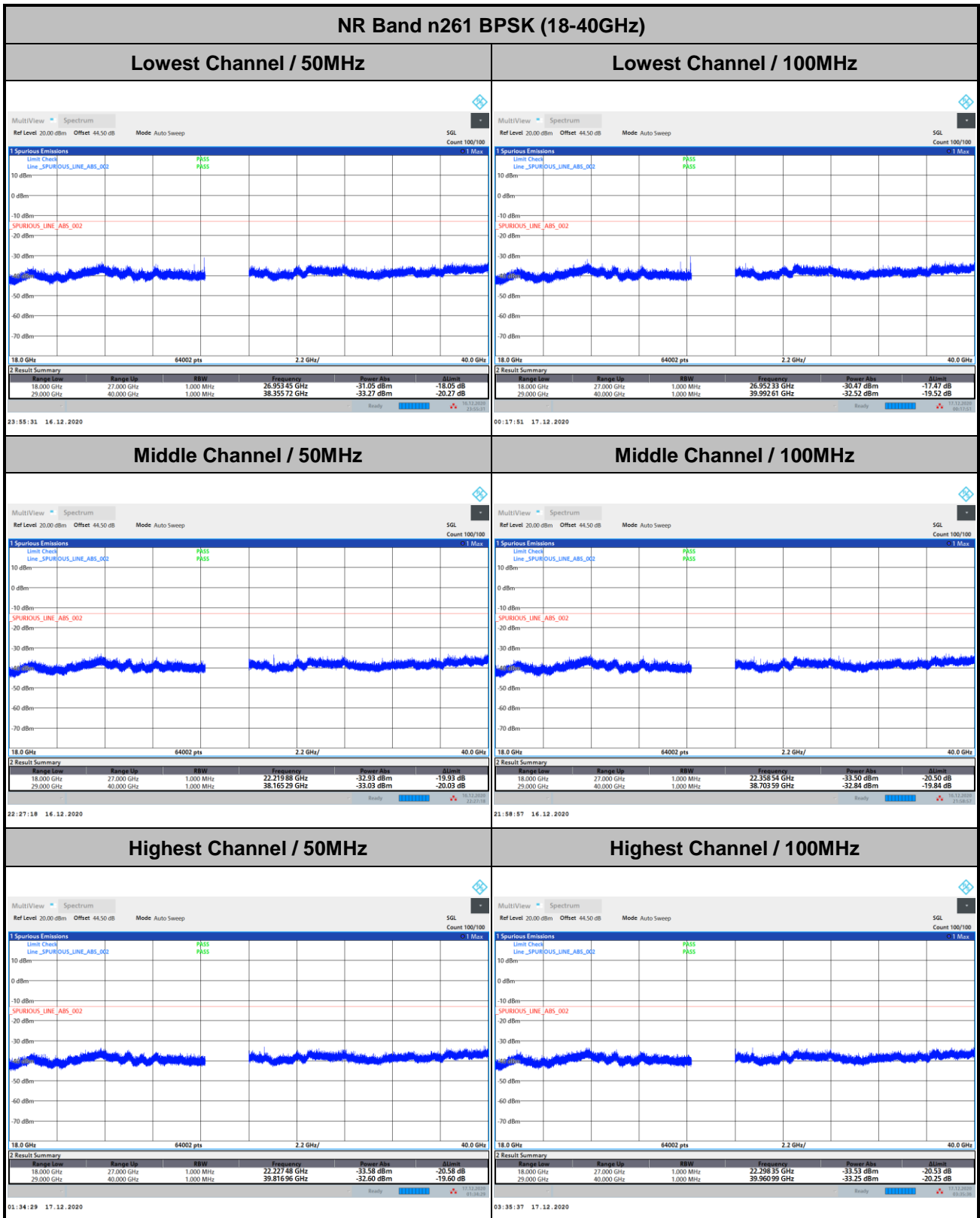
There is no significant spurious emission signal found for frequency started from 30MHz up to 18GHz. Only the noise floor is reported.





Spurious emission between 18GHz to 40GHz worst case plot is reported as following.

AG0 DFT-s-OFDM Module 0



Remark: In band and out of band frequencies are omitted.



AG0 DFT-s-OFDM Module 0

NR Band n261 BPSK (18-40GHz)																			
<p>Lowest Channel / 200MHz</p> <table border="1"> <thead> <tr> <th>Range Low</th> <th>Range Up</th> <th>RBW</th> <th>Frequency</th> <th>Power Abs</th> <th>Δlimb</th> </tr> </thead> <tbody> <tr> <td>18,000 GHz</td> <td>27,000 GHz</td> <td>1,000 MHz</td> <td>22,195 98 GHz</td> <td>-32.99 dBm</td> <td>-19.99 dB</td> </tr> <tr> <td>29,000 GHz</td> <td>40,000 GHz</td> <td>1,000 MHz</td> <td>29,500 66 GHz</td> <td>-32.97 dBm</td> <td>-19.97 dB</td> </tr> </tbody> </table>	Range Low	Range Up	RBW	Frequency	Power Abs	Δlimb	18,000 GHz	27,000 GHz	1,000 MHz	22,195 98 GHz	-32.99 dBm	-19.99 dB	29,000 GHz	40,000 GHz	1,000 MHz	29,500 66 GHz	-32.97 dBm	-19.97 dB	<p>intentionally blank</p>
Range Low	Range Up	RBW	Frequency	Power Abs	Δlimb														
18,000 GHz	27,000 GHz	1,000 MHz	22,195 98 GHz	-32.99 dBm	-19.99 dB														
29,000 GHz	40,000 GHz	1,000 MHz	29,500 66 GHz	-32.97 dBm	-19.97 dB														
<p>Middle Channel / 200MHz</p> <table border="1"> <thead> <tr> <th>Range Low</th> <th>Range Up</th> <th>RBW</th> <th>Frequency</th> <th>Power Abs</th> <th>Δlimb</th> </tr> </thead> <tbody> <tr> <td>18,000 GHz</td> <td>27,000 GHz</td> <td>1,000 MHz</td> <td>22,210 60 GHz</td> <td>-33.69 dBm</td> <td>-20.69 dB</td> </tr> <tr> <td>29,000 GHz</td> <td>40,000 GHz</td> <td>1,000 MHz</td> <td>29,519 28 GHz</td> <td>-32.97 dBm</td> <td>-19.97 dB</td> </tr> </tbody> </table>	Range Low	Range Up	RBW	Frequency	Power Abs	Δlimb	18,000 GHz	27,000 GHz	1,000 MHz	22,210 60 GHz	-33.69 dBm	-20.69 dB	29,000 GHz	40,000 GHz	1,000 MHz	29,519 28 GHz	-32.97 dBm	-19.97 dB	<p>intentionally blank</p>
Range Low	Range Up	RBW	Frequency	Power Abs	Δlimb														
18,000 GHz	27,000 GHz	1,000 MHz	22,210 60 GHz	-33.69 dBm	-20.69 dB														
29,000 GHz	40,000 GHz	1,000 MHz	29,519 28 GHz	-32.97 dBm	-19.97 dB														
<p>Highest Channel / 200MHz</p> <table border="1"> <thead> <tr> <th>Range Low</th> <th>Range Up</th> <th>RBW</th> <th>Frequency</th> <th>Power Abs</th> <th>Δlimb</th> </tr> </thead> <tbody> <tr> <td>18,000 GHz</td> <td>27,000 GHz</td> <td>1,000 MHz</td> <td>22,081 23 GHz</td> <td>-32.58 dBm</td> <td>-19.58 dB</td> </tr> <tr> <td>29,000 GHz</td> <td>40,000 GHz</td> <td>1,000 MHz</td> <td>29,030 42 GHz</td> <td>-31.83 dBm</td> <td>-18.83 dB</td> </tr> </tbody> </table>	Range Low	Range Up	RBW	Frequency	Power Abs	Δlimb	18,000 GHz	27,000 GHz	1,000 MHz	22,081 23 GHz	-32.58 dBm	-19.58 dB	29,000 GHz	40,000 GHz	1,000 MHz	29,030 42 GHz	-31.83 dBm	-18.83 dB	<p>intentionally blank</p>
Range Low	Range Up	RBW	Frequency	Power Abs	Δlimb														
18,000 GHz	27,000 GHz	1,000 MHz	22,081 23 GHz	-32.58 dBm	-19.58 dB														
29,000 GHz	40,000 GHz	1,000 MHz	29,030 42 GHz	-31.83 dBm	-18.83 dB														

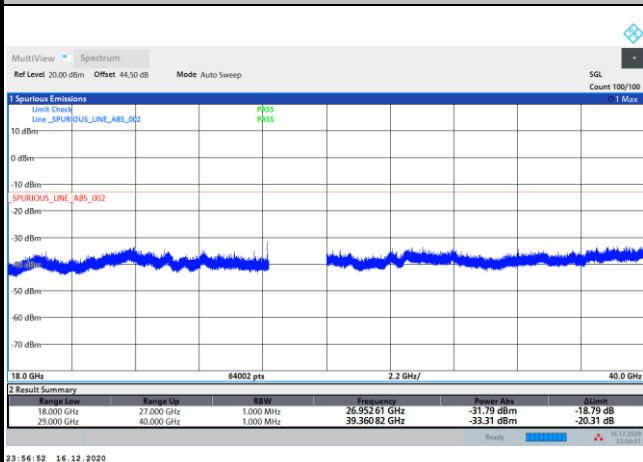
Remark: In band and out of band frequencies are omitted.



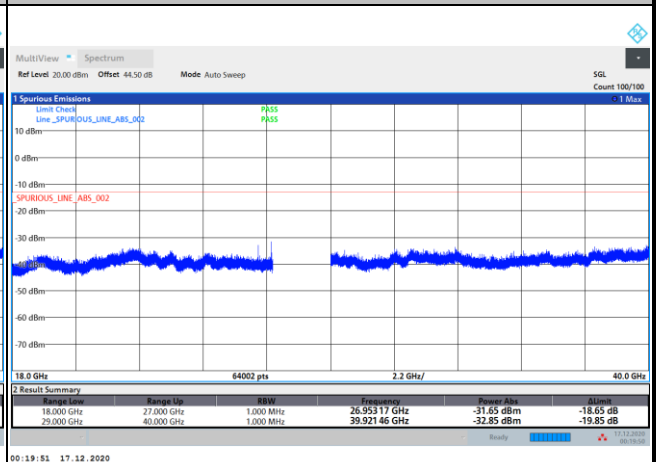
AG0 DFT-s-OFDM Module 0

NR Band n261 QPSK (18-40GHz)

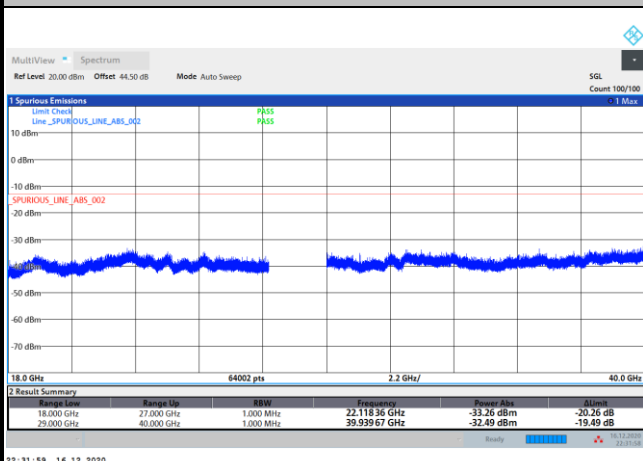
Lowest Channel / 50MHz



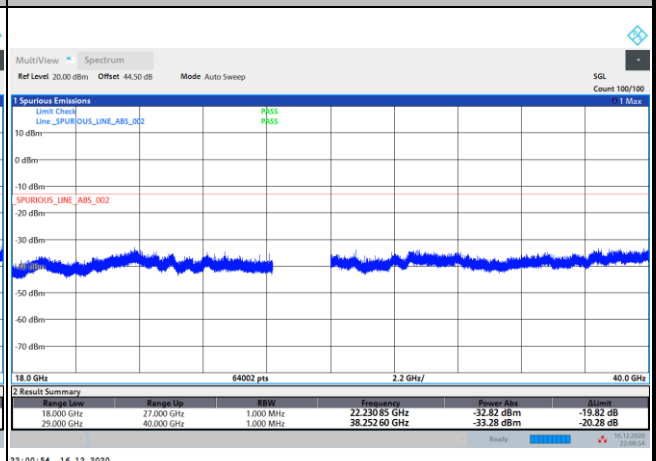
Lowest Channel / 100MHz



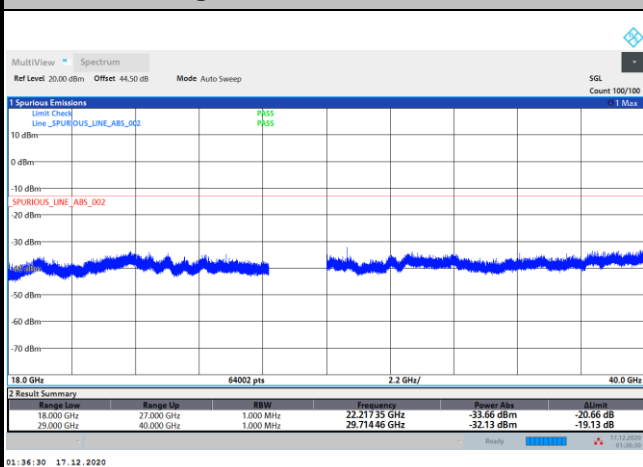
Middle Channel / 50MHz



Middle Channel / 100MHz



Highest Channel / 50MHz



Highest Channel / 100MHz



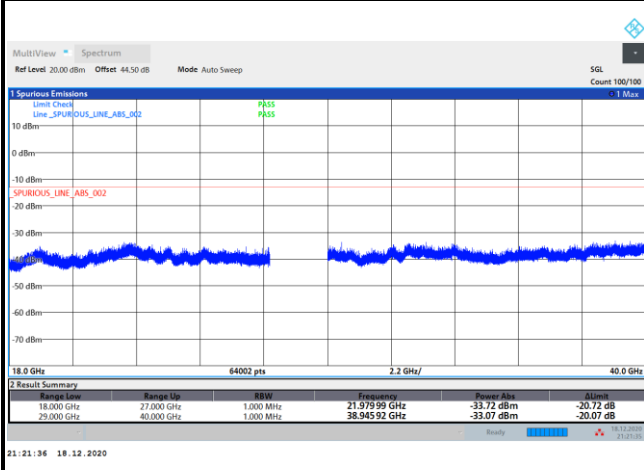
Remark: In band and out of band frequencies are omitted.



AG0 DFT-s-OFDM Module 0

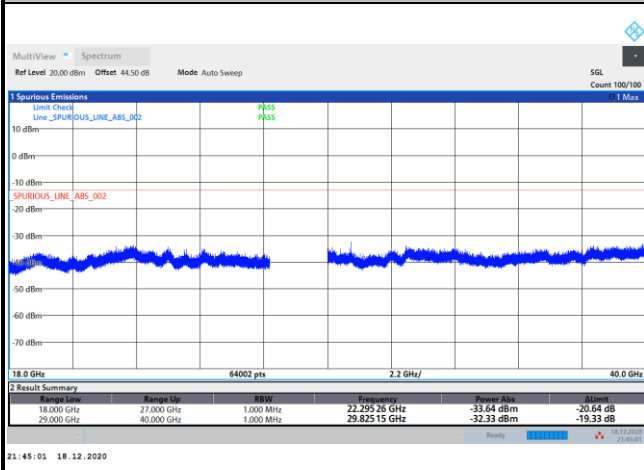
NR Band n261 QPSK (18-40GHz)

Lowest Channel / 200MHz



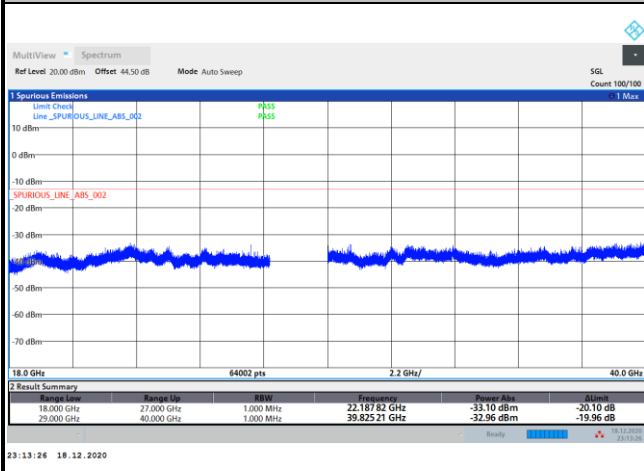
intentionally blank

Middle Channel / 200MHz



intentionally blank

Highest Channel / 200MHz

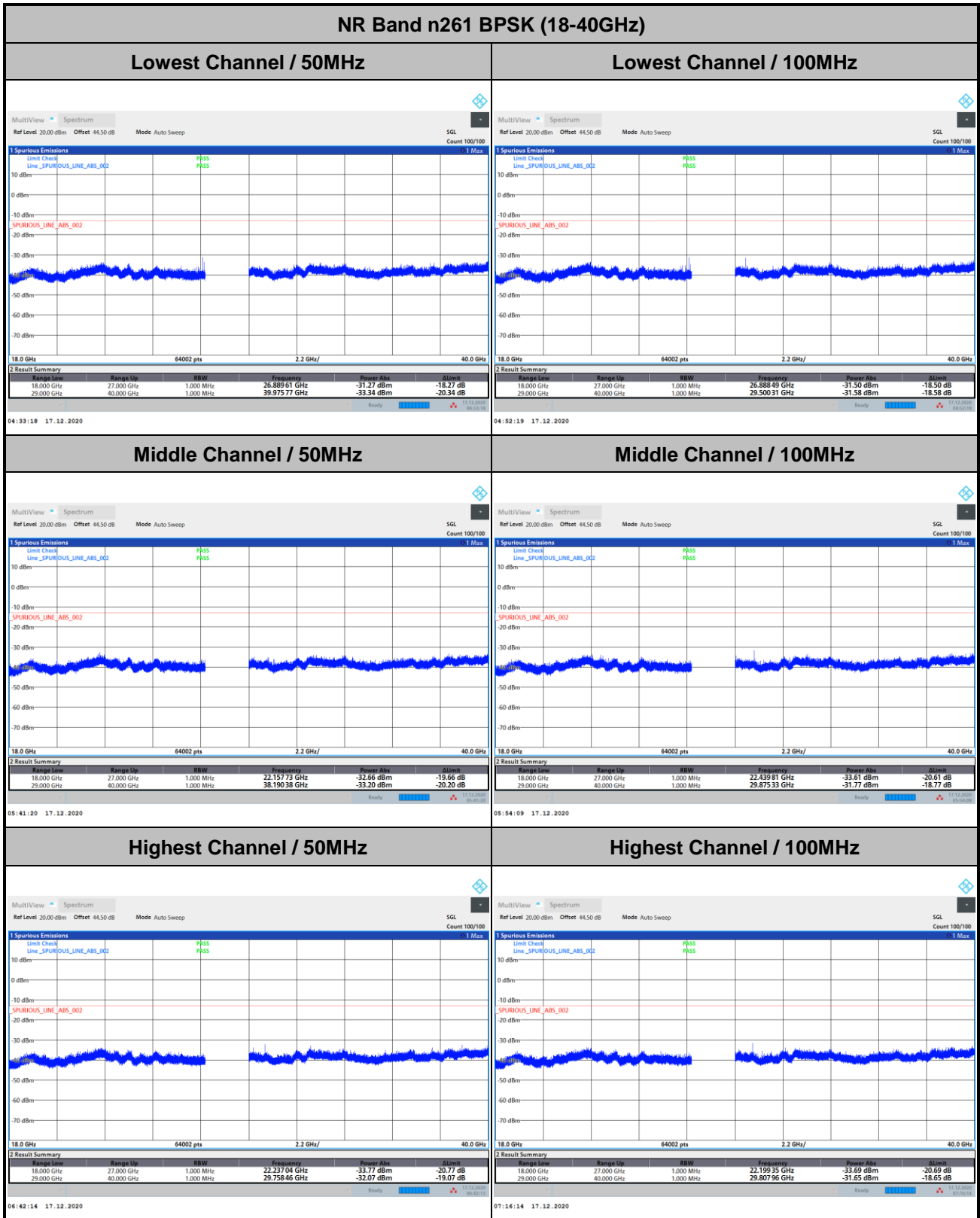


intentionally blank

Remark: In band and out of band frequencies are omitted.



AG1 DFT-s-OFDM Module 0



Remark: In band and out of band frequencies are omitted.



AG1 DFT-s-OFDM Module 0

NR Band n261 BPSK (18-40GHz)																			
<p>Lowest Channel / 200MHz</p> <table border="1"> <thead> <tr> <th>Range Low</th> <th>Range Up</th> <th>RBW</th> <th>Frequency</th> <th>Power Abs.</th> <th>Δlimb</th> </tr> </thead> <tbody> <tr> <td>18,000 GHz</td> <td>27,000 GHz</td> <td>1,000 MHz</td> <td>22,240.13 GHz</td> <td>-33.92 dBm</td> <td>-20.92 dB</td> </tr> <tr> <td>29,000 GHz</td> <td>40,000 GHz</td> <td>1,000 MHz</td> <td>29,501.00 GHz</td> <td>-32.84 dBm</td> <td>-19.84 dB</td> </tr> </tbody> </table>	Range Low	Range Up	RBW	Frequency	Power Abs.	Δlimb	18,000 GHz	27,000 GHz	1,000 MHz	22,240.13 GHz	-33.92 dBm	-20.92 dB	29,000 GHz	40,000 GHz	1,000 MHz	29,501.00 GHz	-32.84 dBm	-19.84 dB	<p>intentionally blank</p>
Range Low	Range Up	RBW	Frequency	Power Abs.	Δlimb														
18,000 GHz	27,000 GHz	1,000 MHz	22,240.13 GHz	-33.92 dBm	-20.92 dB														
29,000 GHz	40,000 GHz	1,000 MHz	29,501.00 GHz	-32.84 dBm	-19.84 dB														
<p>Middle Channel / 200MHz</p> <table border="1"> <thead> <tr> <th>Range Low</th> <th>Range Up</th> <th>RBW</th> <th>Frequency</th> <th>Power Abs.</th> <th>Δlimb</th> </tr> </thead> <tbody> <tr> <td>18,000 GHz</td> <td>27,000 GHz</td> <td>1,000 MHz</td> <td>22,330.13 GHz</td> <td>-33.15 dBm</td> <td>-20.15 dB</td> </tr> <tr> <td>29,000 GHz</td> <td>40,000 GHz</td> <td>1,000 MHz</td> <td>29,824.80 GHz</td> <td>-31.88 dBm</td> <td>-18.88 dB</td> </tr> </tbody> </table>	Range Low	Range Up	RBW	Frequency	Power Abs.	Δlimb	18,000 GHz	27,000 GHz	1,000 MHz	22,330.13 GHz	-33.15 dBm	-20.15 dB	29,000 GHz	40,000 GHz	1,000 MHz	29,824.80 GHz	-31.88 dBm	-18.88 dB	<p>intentionally blank</p>
Range Low	Range Up	RBW	Frequency	Power Abs.	Δlimb														
18,000 GHz	27,000 GHz	1,000 MHz	22,330.13 GHz	-33.15 dBm	-20.15 dB														
29,000 GHz	40,000 GHz	1,000 MHz	29,824.80 GHz	-31.88 dBm	-18.88 dB														
<p>Highest Channel / 200MHz</p> <table border="1"> <thead> <tr> <th>Range Low</th> <th>Range Up</th> <th>RBW</th> <th>Frequency</th> <th>Power Abs.</th> <th>Δlimb</th> </tr> </thead> <tbody> <tr> <td>18,000 GHz</td> <td>27,000 GHz</td> <td>1,000 MHz</td> <td>22,397.91 GHz</td> <td>-32.99 dBm</td> <td>-19.99 dB</td> </tr> <tr> <td>29,000 GHz</td> <td>40,000 GHz</td> <td>1,000 MHz</td> <td>29,958.24 GHz</td> <td>-32.75 dBm</td> <td>-19.75 dB</td> </tr> </tbody> </table>	Range Low	Range Up	RBW	Frequency	Power Abs.	Δlimb	18,000 GHz	27,000 GHz	1,000 MHz	22,397.91 GHz	-32.99 dBm	-19.99 dB	29,000 GHz	40,000 GHz	1,000 MHz	29,958.24 GHz	-32.75 dBm	-19.75 dB	<p>intentionally blank</p>
Range Low	Range Up	RBW	Frequency	Power Abs.	Δlimb														
18,000 GHz	27,000 GHz	1,000 MHz	22,397.91 GHz	-32.99 dBm	-19.99 dB														
29,000 GHz	40,000 GHz	1,000 MHz	29,958.24 GHz	-32.75 dBm	-19.75 dB														

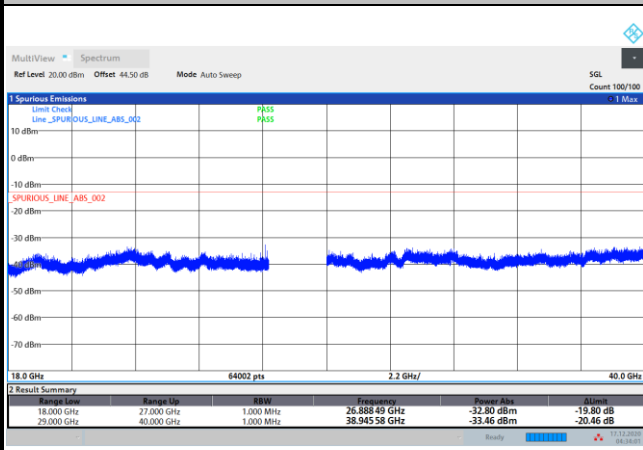
Remark: In band and out of band frequencies are omitted.



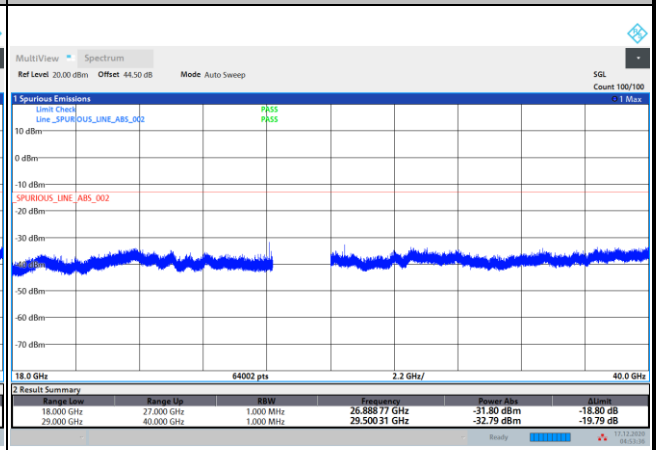
AG1 DFT-s-OFDM Module 0

NR Band n261 QPSK (18-40GHz)

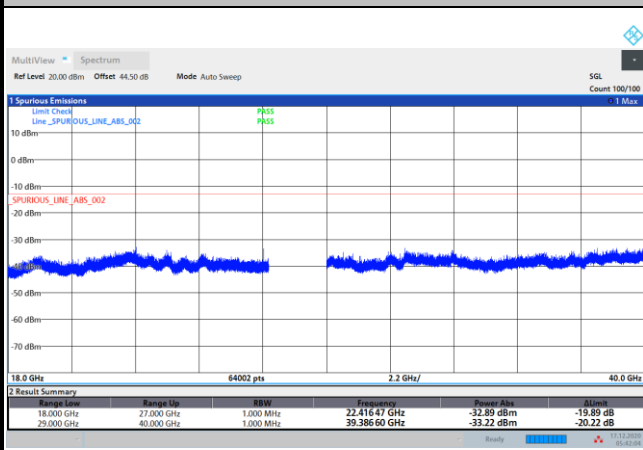
Lowest Channel / 50MHz



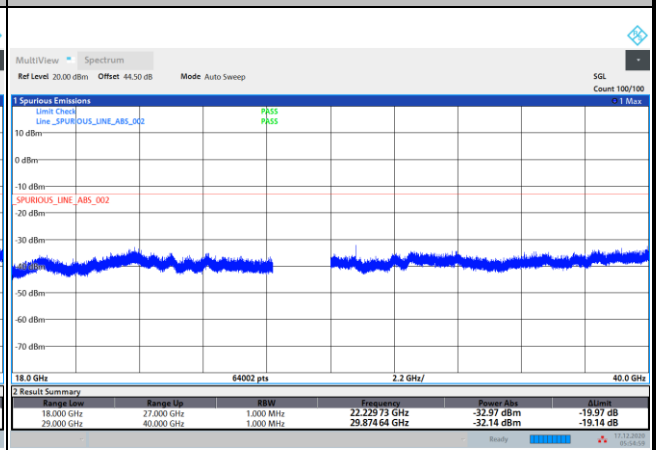
Lowest Channel / 100MHz



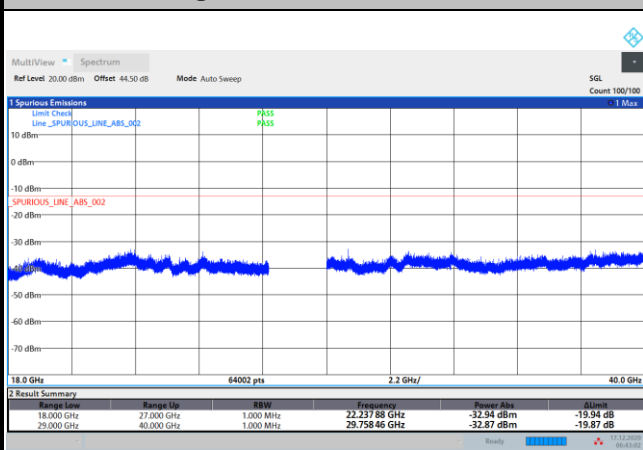
Middle Channel / 50MHz



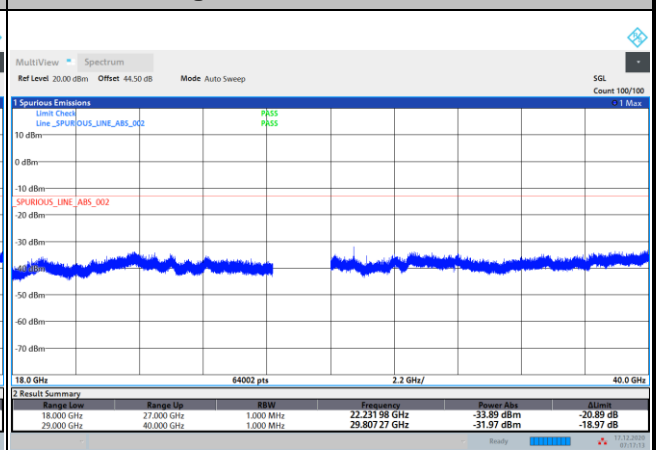
Middle Channel / 100MHz



Highest Channel / 50MHz



Highest Channel / 100MHz



Remark: In band and out of band frequencies are omitted.



AG1 DFT-s-OFDM Module 0

NR Band n261 QPSK (18-40GHz)																			
<p>Lowest Channel / 200MHz</p> <p>MultiView Spectrum Ref Level 20.00 dBm Offset 44.50 dB Mode Auto Sweep SGL Count 100/100</p> <p>Spurious Emissions Limit Check Line_SPURIOUS_LINE_ABS_002 PASS SPURIOUS_LINE_ABS_002</p> <p>18.0 GHz 64002 pts 2.2 GHz/ 40.0 GHz</p> <table border="1"> <thead> <tr> <th>Range Low</th> <th>Range Up</th> <th>RBW</th> <th>Frequency</th> <th>Power Abs</th> <th>dlmth</th> </tr> </thead> <tbody> <tr> <td>18,000 GHz</td> <td>27,000 GHz</td> <td>1,000 MHz</td> <td>22,224 66 GHz</td> <td>-33.18 dBm</td> <td>-20.18 dB</td> </tr> <tr> <td>29,000 GHz</td> <td>40,000 GHz</td> <td>1,000 MHz</td> <td>39,446 75 GHz</td> <td>-33.16 dBm</td> <td>-20.16 dB</td> </tr> </tbody> </table> <p>23:53:29 18.12.2020</p>	Range Low	Range Up	RBW	Frequency	Power Abs	dlmth	18,000 GHz	27,000 GHz	1,000 MHz	22,224 66 GHz	-33.18 dBm	-20.18 dB	29,000 GHz	40,000 GHz	1,000 MHz	39,446 75 GHz	-33.16 dBm	-20.16 dB	<p>intentionally blank</p>
Range Low	Range Up	RBW	Frequency	Power Abs	dlmth														
18,000 GHz	27,000 GHz	1,000 MHz	22,224 66 GHz	-33.18 dBm	-20.18 dB														
29,000 GHz	40,000 GHz	1,000 MHz	39,446 75 GHz	-33.16 dBm	-20.16 dB														
<p>Middle Channel / 200MHz</p> <p>MultiView Spectrum Ref Level 20.00 dBm Offset 44.50 dB Mode Auto Sweep SGL Count 100/100</p> <p>Spurious Emissions Limit Check Line_SPURIOUS_LINE_ABS_002 PASS SPURIOUS_LINE_ABS_002</p> <p>18.0 GHz 64002 pts 2.2 GHz/ 40.0 GHz</p> <table border="1"> <thead> <tr> <th>Range Low</th> <th>Range Up</th> <th>RBW</th> <th>Frequency</th> <th>Power Abs</th> <th>dlmth</th> </tr> </thead> <tbody> <tr> <td>18,000 GHz</td> <td>27,000 GHz</td> <td>1,000 MHz</td> <td>22,173 75 GHz</td> <td>-33.15 dBm</td> <td>-20.15 dB</td> </tr> <tr> <td>29,000 GHz</td> <td>40,000 GHz</td> <td>1,000 MHz</td> <td>29,825 49 GHz</td> <td>-32.39 dBm</td> <td>-19.39 dB</td> </tr> </tbody> </table> <p>00:14:52 19.12.2020</p>	Range Low	Range Up	RBW	Frequency	Power Abs	dlmth	18,000 GHz	27,000 GHz	1,000 MHz	22,173 75 GHz	-33.15 dBm	-20.15 dB	29,000 GHz	40,000 GHz	1,000 MHz	29,825 49 GHz	-32.39 dBm	-19.39 dB	<p>intentionally blank</p>
Range Low	Range Up	RBW	Frequency	Power Abs	dlmth														
18,000 GHz	27,000 GHz	1,000 MHz	22,173 75 GHz	-33.15 dBm	-20.15 dB														
29,000 GHz	40,000 GHz	1,000 MHz	29,825 49 GHz	-32.39 dBm	-19.39 dB														
<p>Highest Channel / 200MHz</p> <p>MultiView Spectrum Ref Level 20.00 dBm Offset 44.50 dB Mode Auto Sweep SGL Count 100/100</p> <p>Spurious Emissions Limit Check Line_SPURIOUS_LINE_ABS_002 PASS SPURIOUS_LINE_ABS_002</p> <p>18.0 GHz 64002 pts 2.2 GHz/ 40.0 GHz</p> <table border="1"> <thead> <tr> <th>Range Low</th> <th>Range Up</th> <th>RBW</th> <th>Frequency</th> <th>Power Abs</th> <th>dlmth</th> </tr> </thead> <tbody> <tr> <td>18,000 GHz</td> <td>27,000 GHz</td> <td>1,000 MHz</td> <td>26,349 07 GHz</td> <td>-33.47 dBm</td> <td>-20.47 dB</td> </tr> <tr> <td>29,000 GHz</td> <td>40,000 GHz</td> <td>1,000 MHz</td> <td>39,782 58 GHz</td> <td>-32.92 dBm</td> <td>-19.92 dB</td> </tr> </tbody> </table> <p>00:50:32 19.12.2020</p>	Range Low	Range Up	RBW	Frequency	Power Abs	dlmth	18,000 GHz	27,000 GHz	1,000 MHz	26,349 07 GHz	-33.47 dBm	-20.47 dB	29,000 GHz	40,000 GHz	1,000 MHz	39,782 58 GHz	-32.92 dBm	-19.92 dB	<p>intentionally blank</p>
Range Low	Range Up	RBW	Frequency	Power Abs	dlmth														
18,000 GHz	27,000 GHz	1,000 MHz	26,349 07 GHz	-33.47 dBm	-20.47 dB														
29,000 GHz	40,000 GHz	1,000 MHz	39,782 58 GHz	-32.92 dBm	-19.92 dB														

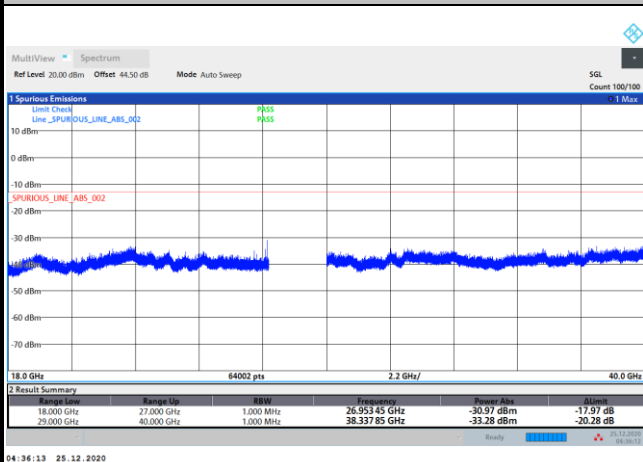
Remark: In band and out of band frequencies are omitted.



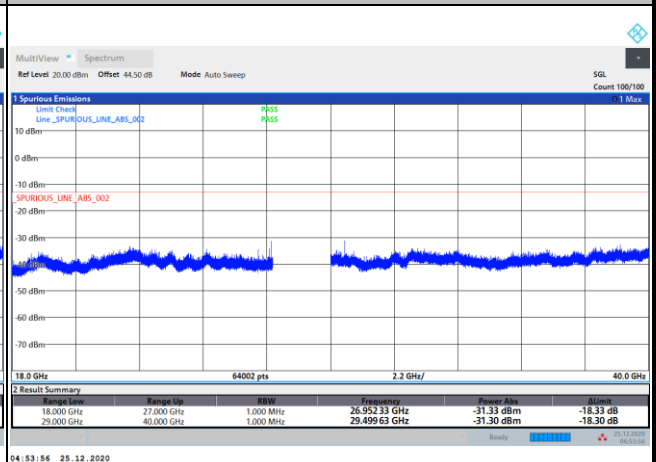
AG0+1 DFT-s-OFDM Module 0

NR Band n261 BPSK (18-40GHz)

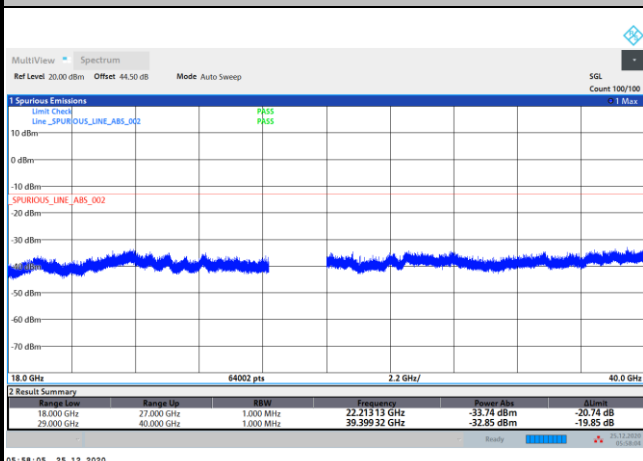
Lowest Channel / 50MHz



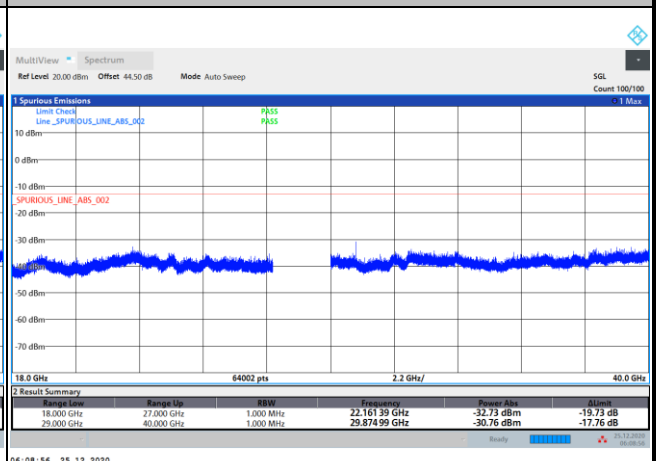
Lowest Channel / 100MHz



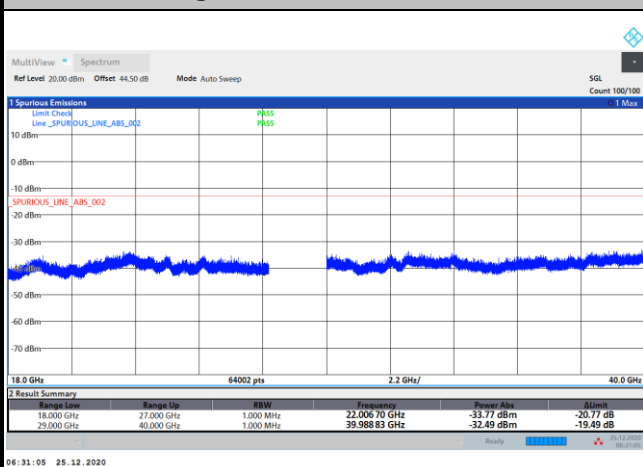
Middle Channel / 50MHz



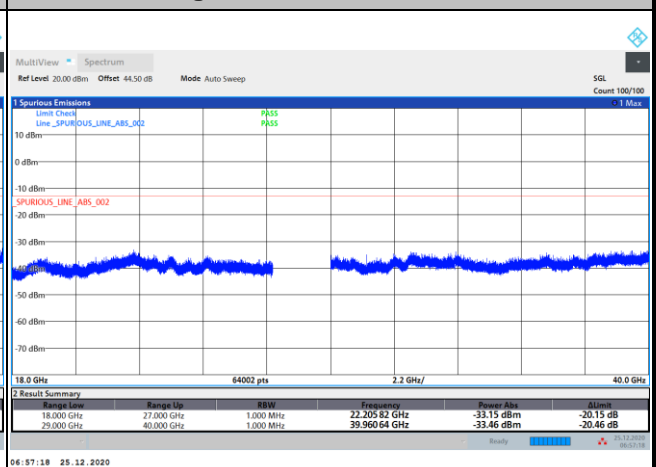
Middle Channel / 100MHz



Highest Channel / 50MHz



Highest Channel / 100MHz



Remark: In band and out of band frequencies are omitted.



AG0+1 DFT-s-OFDM Module 0

NR Band n261 BPSK (18-40GHz)																			
<p>Lowest Channel / 200MHz</p> <table border="1"> <thead> <tr> <th>Range Low</th> <th>Range Up</th> <th>RBW</th> <th>Frequency</th> <th>Power Abs.</th> <th>Δlimb</th> </tr> </thead> <tbody> <tr> <td>18,000 GHz</td> <td>27,000 GHz</td> <td>1,000 MHz</td> <td>22,213.70 GHz</td> <td>-32.56 dBm</td> <td>-19.56 dB</td> </tr> <tr> <td>29,000 GHz</td> <td>40,000 GHz</td> <td>1,000 MHz</td> <td>29,500.66 GHz</td> <td>-31.59 dBm</td> <td>-18.59 dB</td> </tr> </tbody> </table>	Range Low	Range Up	RBW	Frequency	Power Abs.	Δlimb	18,000 GHz	27,000 GHz	1,000 MHz	22,213.70 GHz	-32.56 dBm	-19.56 dB	29,000 GHz	40,000 GHz	1,000 MHz	29,500.66 GHz	-31.59 dBm	-18.59 dB	<p>intentionally blank</p>
Range Low	Range Up	RBW	Frequency	Power Abs.	Δlimb														
18,000 GHz	27,000 GHz	1,000 MHz	22,213.70 GHz	-32.56 dBm	-19.56 dB														
29,000 GHz	40,000 GHz	1,000 MHz	29,500.66 GHz	-31.59 dBm	-18.59 dB														
<p>Middle Channel / 200MHz</p> <table border="1"> <thead> <tr> <th>Range Low</th> <th>Range Up</th> <th>RBW</th> <th>Frequency</th> <th>Power Abs.</th> <th>Δlimb</th> </tr> </thead> <tbody> <tr> <td>18,000 GHz</td> <td>27,000 GHz</td> <td>1,000 MHz</td> <td>22,352.91 GHz</td> <td>-33.34 dBm</td> <td>-20.34 dB</td> </tr> <tr> <td>29,000 GHz</td> <td>40,000 GHz</td> <td>1,000 MHz</td> <td>29,825.49 GHz</td> <td>-31.88 dBm</td> <td>-18.88 dB</td> </tr> </tbody> </table>	Range Low	Range Up	RBW	Frequency	Power Abs.	Δlimb	18,000 GHz	27,000 GHz	1,000 MHz	22,352.91 GHz	-33.34 dBm	-20.34 dB	29,000 GHz	40,000 GHz	1,000 MHz	29,825.49 GHz	-31.88 dBm	-18.88 dB	<p>intentionally blank</p>
Range Low	Range Up	RBW	Frequency	Power Abs.	Δlimb														
18,000 GHz	27,000 GHz	1,000 MHz	22,352.91 GHz	-33.34 dBm	-20.34 dB														
29,000 GHz	40,000 GHz	1,000 MHz	29,825.49 GHz	-31.88 dBm	-18.88 dB														
<p>Highest Channel / 200MHz</p> <table border="1"> <thead> <tr> <th>Range Low</th> <th>Range Up</th> <th>RBW</th> <th>Frequency</th> <th>Power Abs.</th> <th>Δlimb</th> </tr> </thead> <tbody> <tr> <td>18,000 GHz</td> <td>27,000 GHz</td> <td>1,000 MHz</td> <td>22,160.82 GHz</td> <td>-33.90 dBm</td> <td>-20.90 dB</td> </tr> <tr> <td>29,000 GHz</td> <td>40,000 GHz</td> <td>1,000 MHz</td> <td>38,876.83 GHz</td> <td>-33.04 dBm</td> <td>-20.04 dB</td> </tr> </tbody> </table>	Range Low	Range Up	RBW	Frequency	Power Abs.	Δlimb	18,000 GHz	27,000 GHz	1,000 MHz	22,160.82 GHz	-33.90 dBm	-20.90 dB	29,000 GHz	40,000 GHz	1,000 MHz	38,876.83 GHz	-33.04 dBm	-20.04 dB	<p>intentionally blank</p>
Range Low	Range Up	RBW	Frequency	Power Abs.	Δlimb														
18,000 GHz	27,000 GHz	1,000 MHz	22,160.82 GHz	-33.90 dBm	-20.90 dB														
29,000 GHz	40,000 GHz	1,000 MHz	38,876.83 GHz	-33.04 dBm	-20.04 dB														

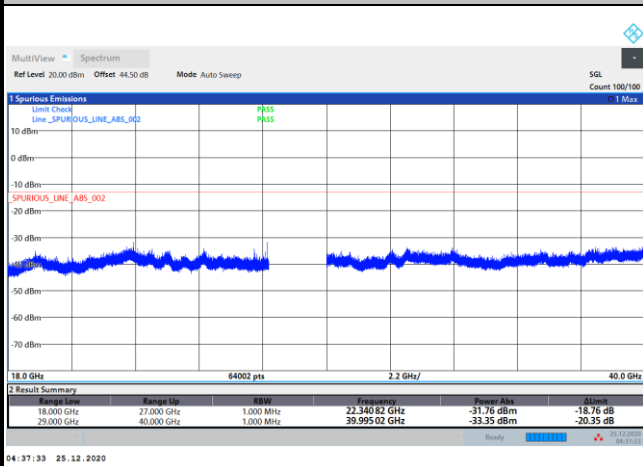
Remark: In band and out of band frequencies are omitted.



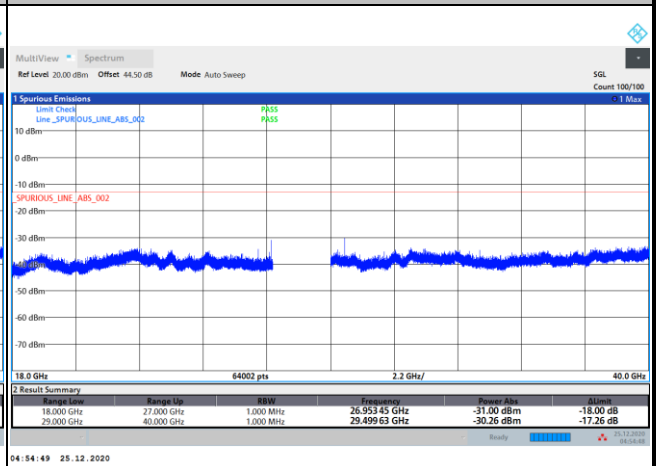
AG0+1 DFT-s-OFDM Module 0

NR Band n261 QPSK (18-40GHz)

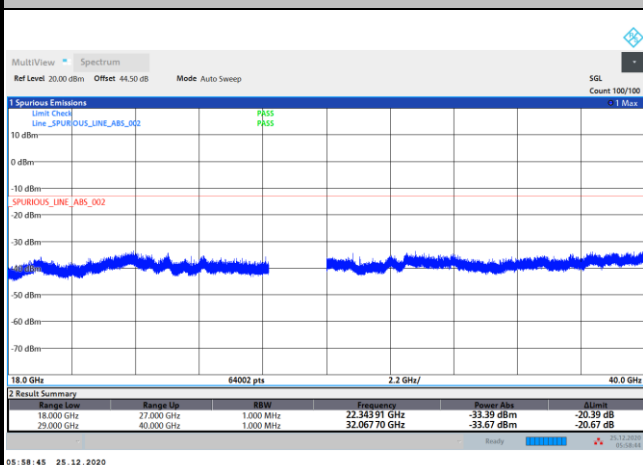
Lowest Channel / 50MHz



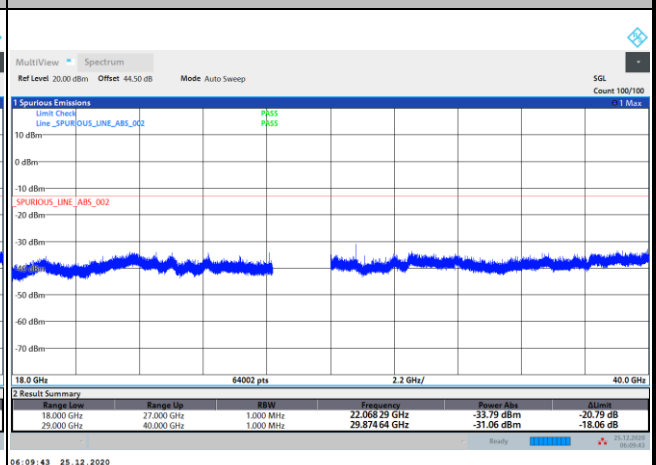
Lowest Channel / 100MHz



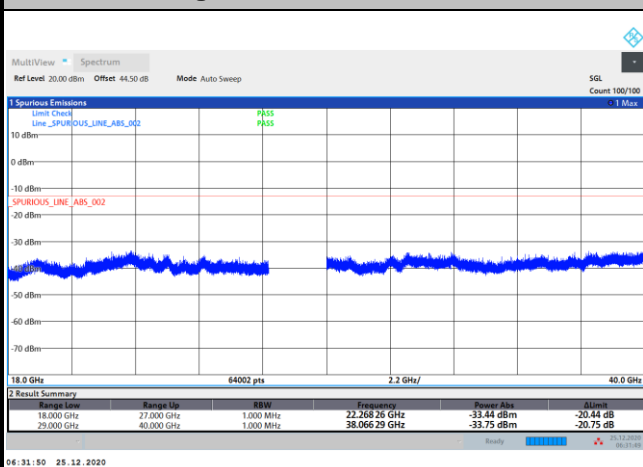
Middle Channel / 50MHz



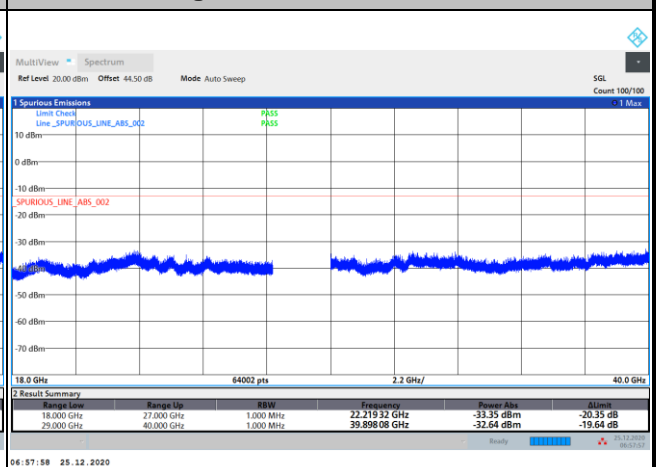
Middle Channel / 100MHz



Highest Channel / 50MHz



Highest Channel / 100MHz



Remark: In band and out of band frequencies are omitted.



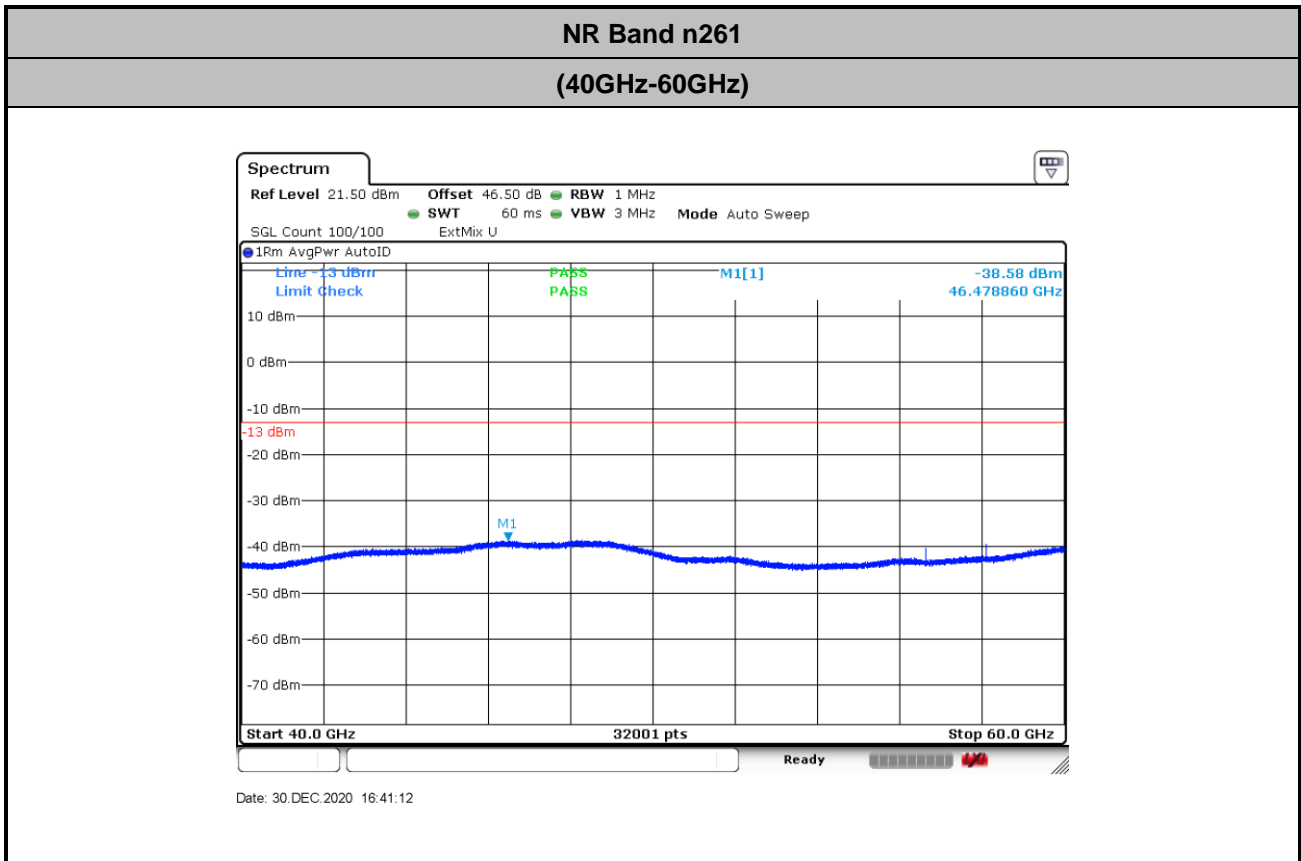
AG0+1 DFT-s-OFDM Module 0

NR Band n261 QPSK (18-40GHz)	
<p>Lowest Channel / 200MHz</p> <p>intentionally blank</p>	
<p>Middle Channel / 200MHz</p> <p>intentionally blank</p>	
<p>Highest Channel / 200MHz</p> <p>intentionally blank</p>	

Remark: In band and out of band frequencies are omitted.



There is no significant spurious emission signal found for frequency started from 40GHz up to 100GHz. Only the noise floor is reported.

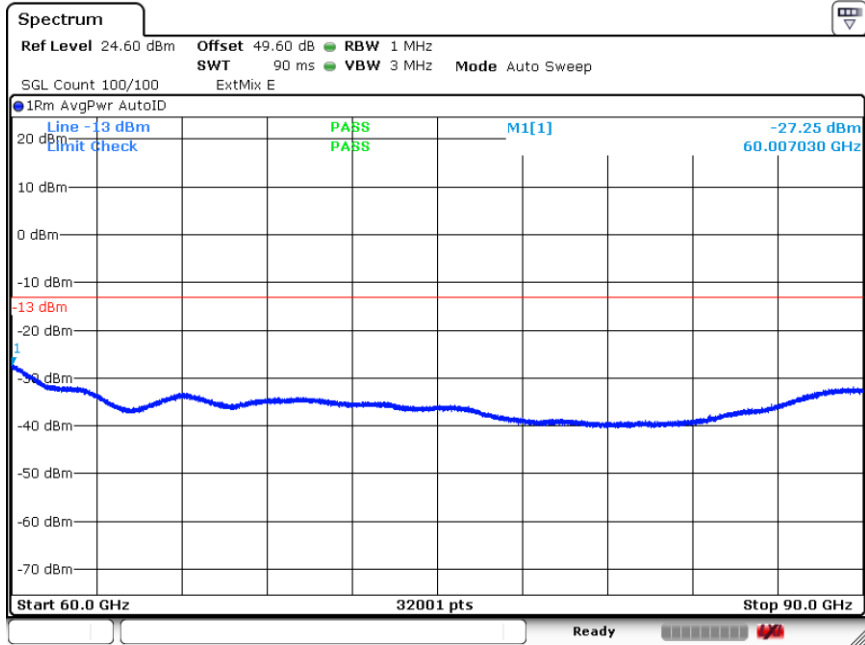


Remark: Offset = Antenna Factor (dB/m) + Cable Loss (dB) + 107 + 20log (D) – 104.8
 = 42.3 + 2 + 107 + 20log(1) – 104.8 = 46.5 (dB)



NR Band n261

(60GHz-90GHz)



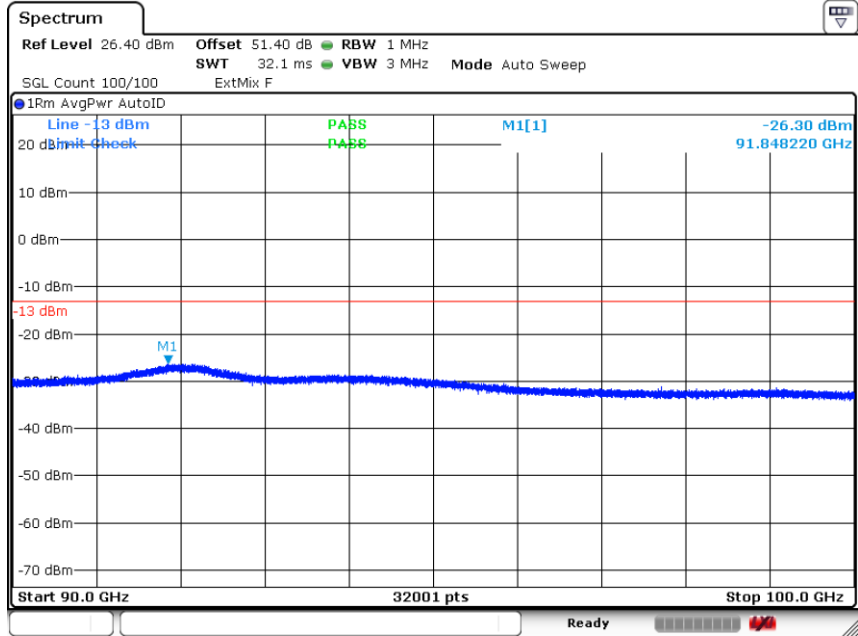
Date: 30.DEC.2020 17:14:08

Remark: Offset = Antenna Factor (dB/m) + Cable Loss (dB) + 107 + 20log (D) – 104.8
= 45.4 + 2 + 107 + 20log(1) – 104.8 = 49.6 (dB)



NR Band n261

(90GHz-100GHz)



Date: 30.DEC.2020 17:29:32

Remark: Offset = Antenna Factor (dB/m) + Cable Loss (dB) + 107 + 20log (D) – 104.8
 = 47.2 + 2 + 107 + 20log(1) – 104.8 = 51.4 (dB)



Frequency Stability

Test Conditions		NR Band n261 / Middle Channel			Limit
Temperature (°C)	Voltage (Volt)	CW tone			Note 2.
		Frequency (GHz)	Deviation (kHz)	Deviation (ppm)	Result
50	Normal Voltage	27.92507892	-78.420	2.808	Pass
40	Normal Voltage	27.92505544	-54.940	1.967	
30	Normal Voltage	27.92503896	-38.460	1.377	
20(Ref.)	Normal Voltage	27.9250005	0.000	0.000	
10	Normal Voltage	27.92497453	25.970	0.930	
0	Normal Voltage	27.92495005	50.450	1.807	
-10	Normal Voltage	27.92493157	68.930	2.468	
-20	Normal Voltage	27.92490859	91.910	3.291	
-30	Normal Voltage	27.92488412	116.380	4.168	
20	Maximum Voltage	27.92501149	-10.990	0.394	
20	Normal Voltage	27.925004	-3.500	0.125	
20	Battery End Point	27.92498601	14.490	0.519	

Note:

1. Normal Voltage =7.74 V. ; Battery End Point (BEP) =7.2 V. ; Maximum Voltage =8.9 V.
2. The frequency fundamental emissions stay within the operation band.



NR Band n261 Module 1

Occupied Bandwidth

AG0

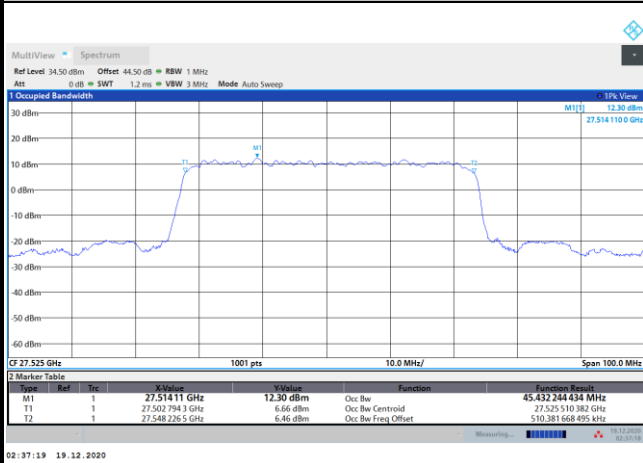
Mode	DFT-s-OFDM Module 1 NR Band n261 : 99%OBW(MHz)											
BW	50MHz				100MHz				200MHz			
Mod.	BPSK	QPSK	16QAM	64QAM	BPSK	QPSK	16QAM	64QAM	BPSK	QPSK	16QAM	64QAM
Lowest CH	45.43	45.55	45.28	45.39	90.48	90.78	90.33	90.65	188.83	188.63	188.13	188.65
Middle CH	45.43	45.76	45.56	45.18	90.55	90.72	90.34	90.65	188.34	188.19	187.56	188.12
Highest CH	45.41	45.70	45.53	45.17	90.44	90.55	90.19	90.59	188.27	188.95	188.83	188.10



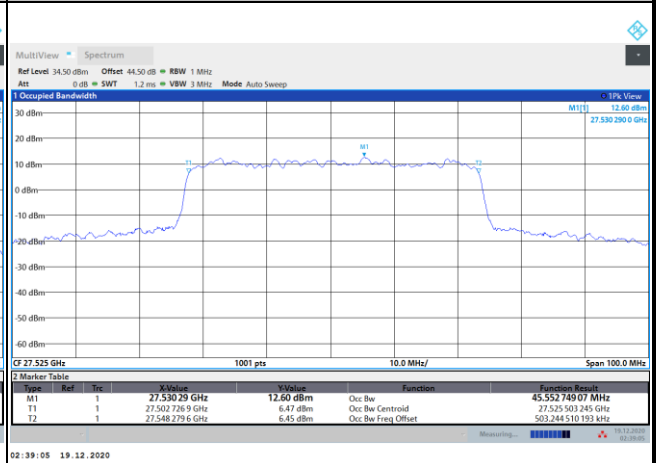
DFT-s-OFDM Module 1

NR Band n261

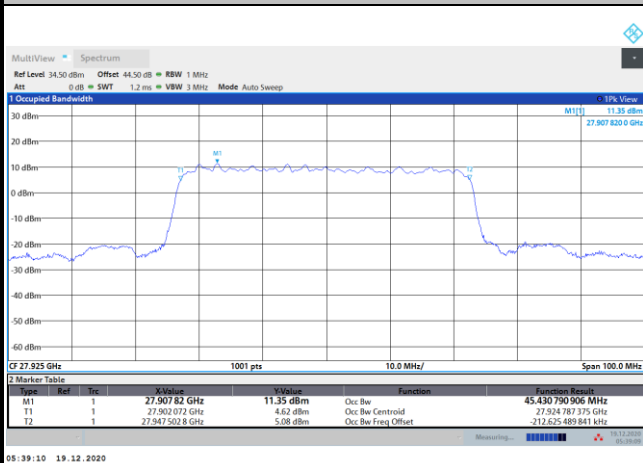
Lowest Channel / 50MHz / BPSK



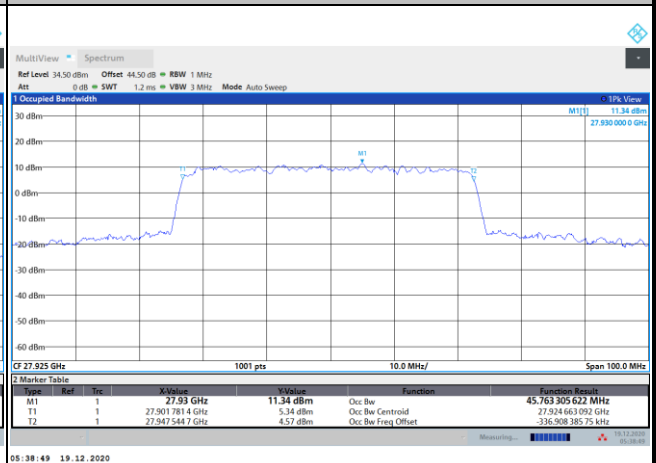
Lowest Channel / 50MHz / QPSK



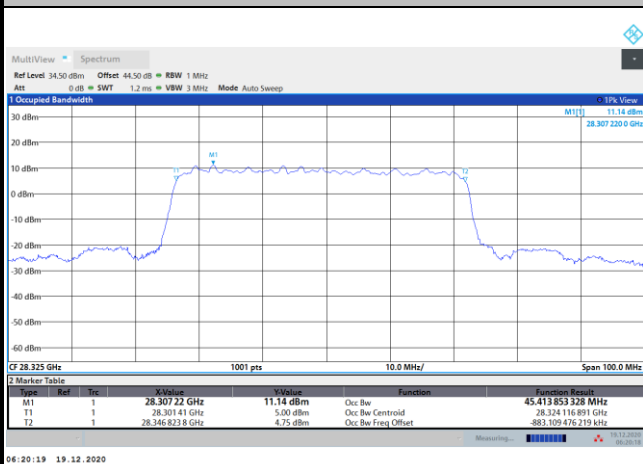
Middle Channel / 50MHz / BPSK



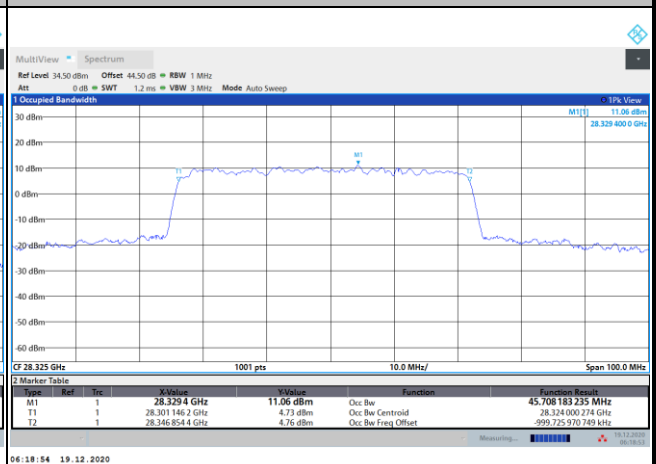
Middle Channel / 50MHz / QPSK



Highest Channel / 50MHz / BPSK



Highest Channel / 50MHz / QPSK

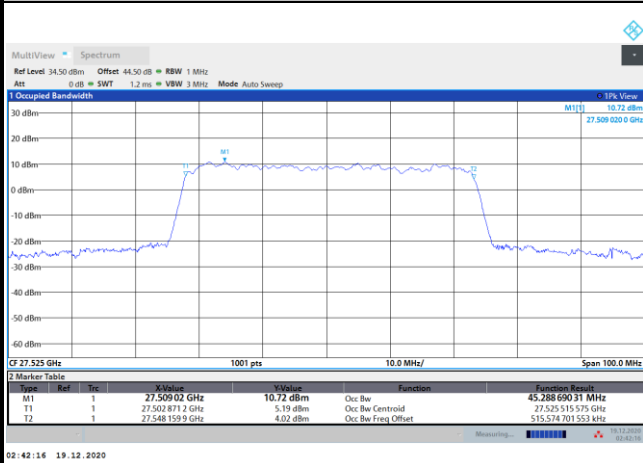




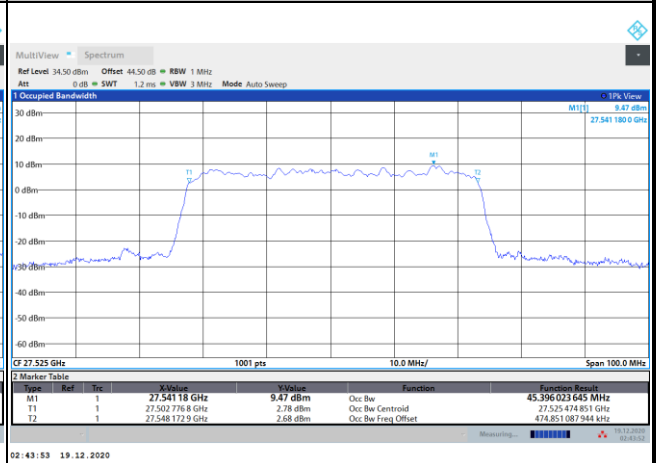
DFT-s-OFDM Module 1

NR Band n261

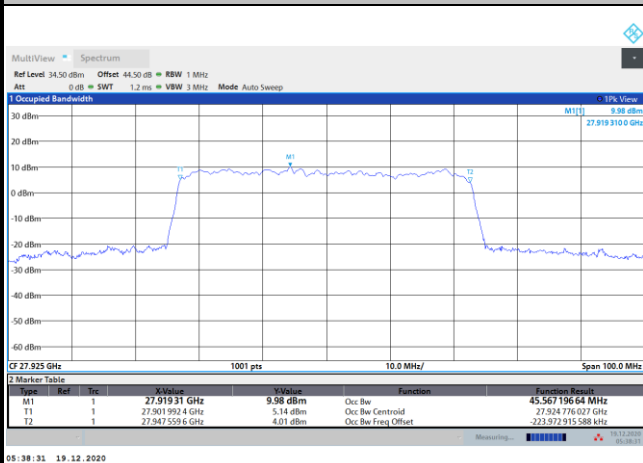
Lowest Channel / 50MHz / 16QAM



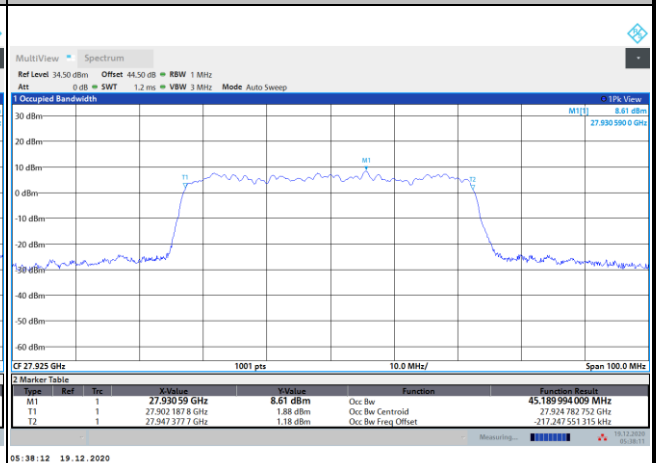
Lowest Channel / 50MHz / 64QAM



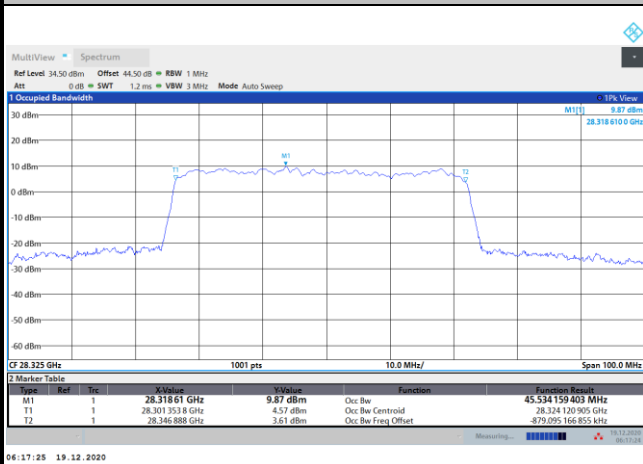
Middle Channel / 50MHz / 16QAM



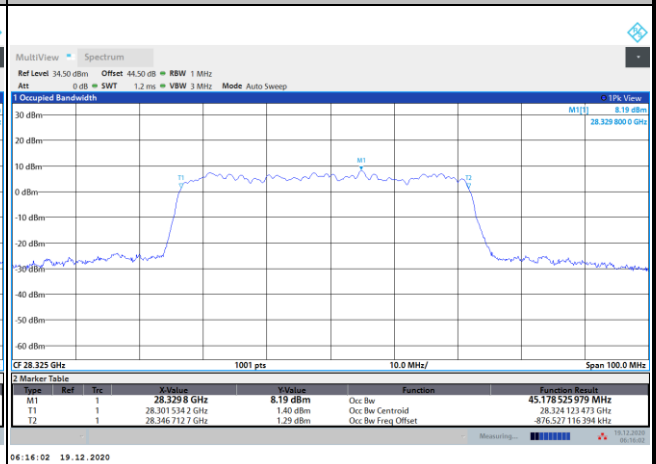
Middle Channel / 50MHz / 64QAM



Highest Channel / 50MHz / 16QAM



Highest Channel / 50MHz / 64QAM

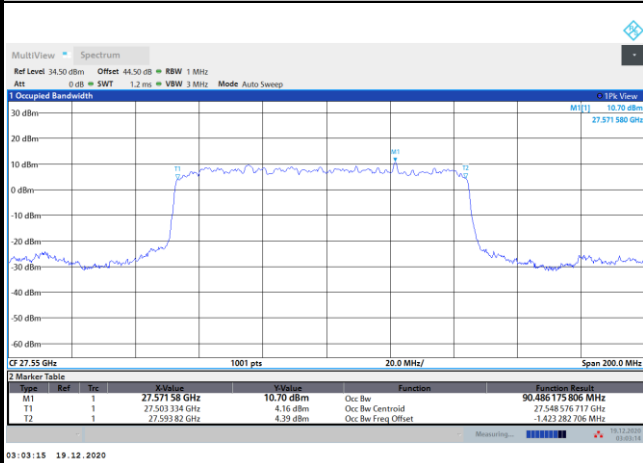




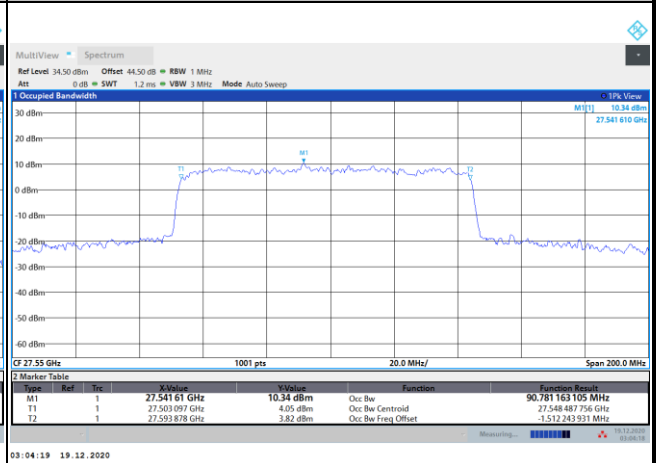
DFT-s-OFDM Module 1

NR Band n261

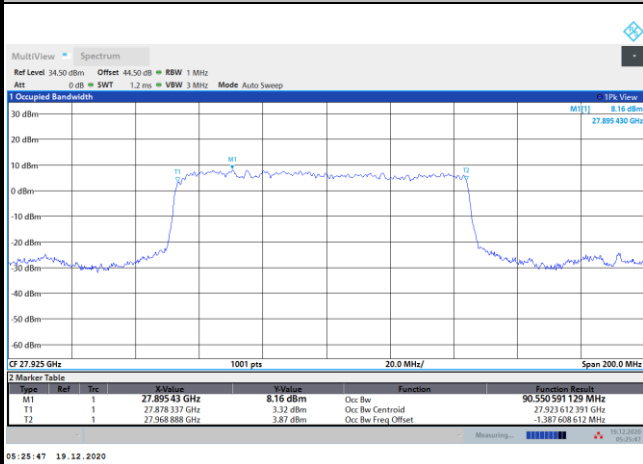
Lowest Channel / 100MHz / BPSK



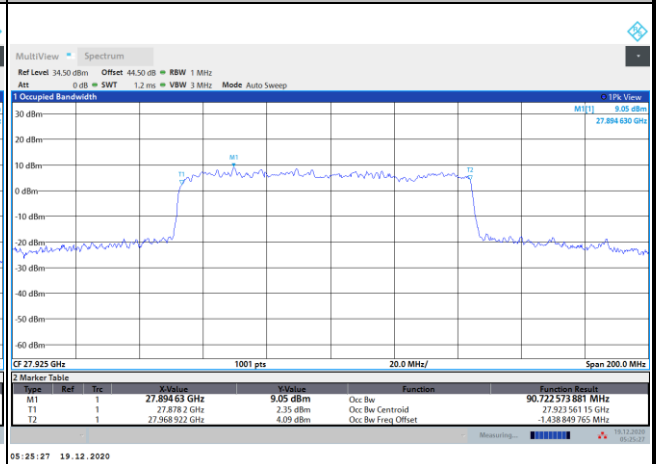
Lowest Channel / 100MHz / QPSK



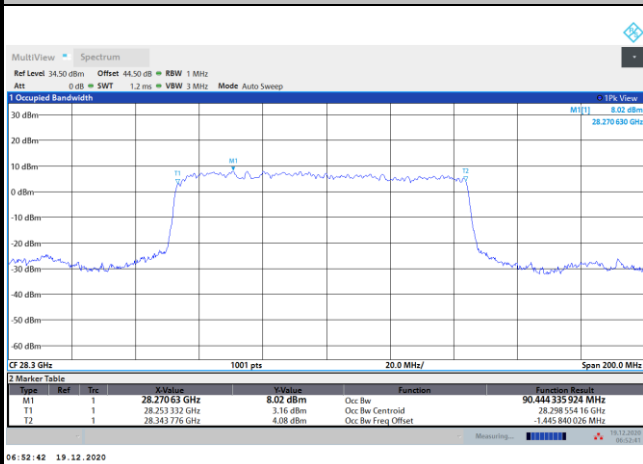
Middle Channel / 100MHz / BPSK



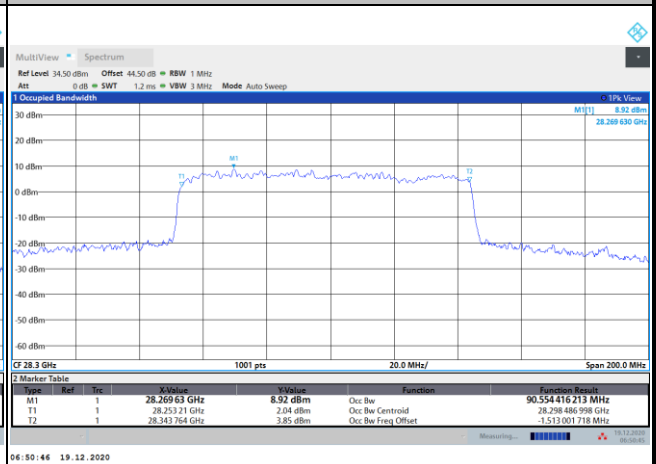
Middle Channel / 100MHz / QPSK



Highest Channel / 100MHz / BPSK



Highest Channel / 100MHz / QPSK

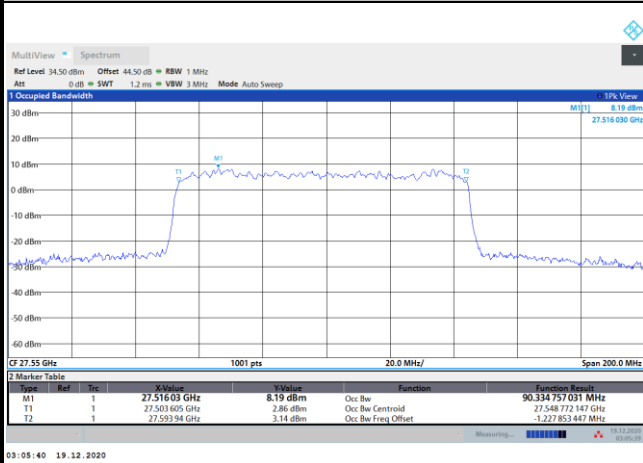




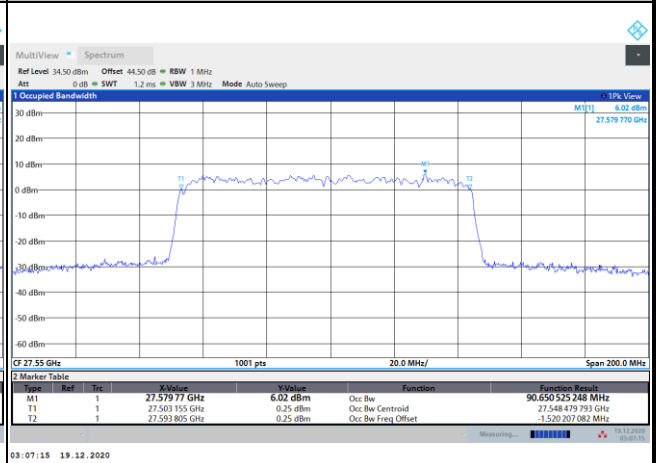
DFT-s-OFDM Module 1

NR Band n261

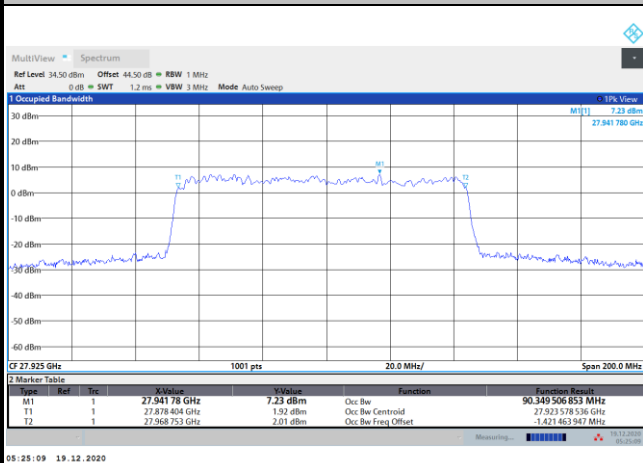
Lowest Channel / 100MHz / 16QAM



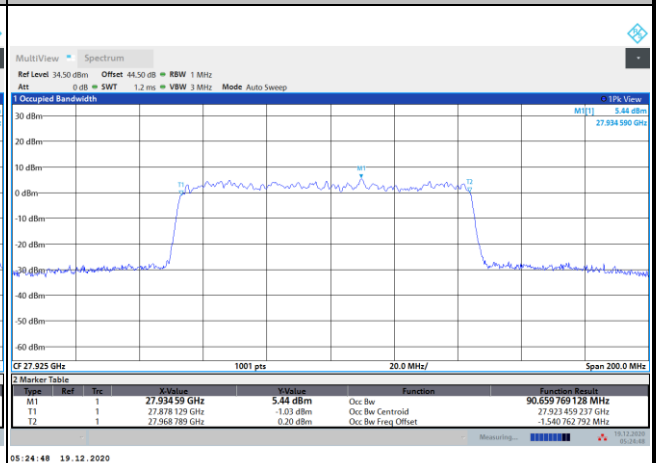
Lowest Channel / 100MHz / 64QAM



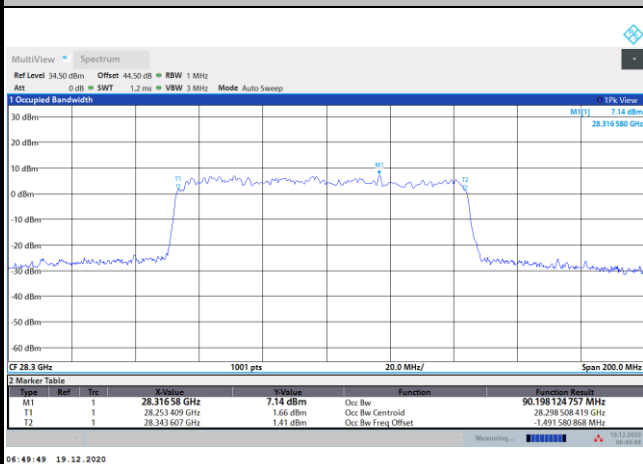
Middle Channel / 100MHz / 16QAM



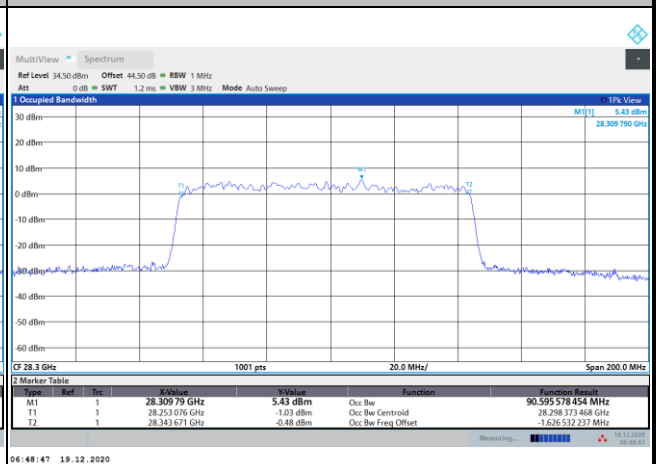
Middle Channel / 100MHz / 64QAM



Highest Channel / 100MHz / 16QAM



Highest Channel / 100MHz / 64QAM

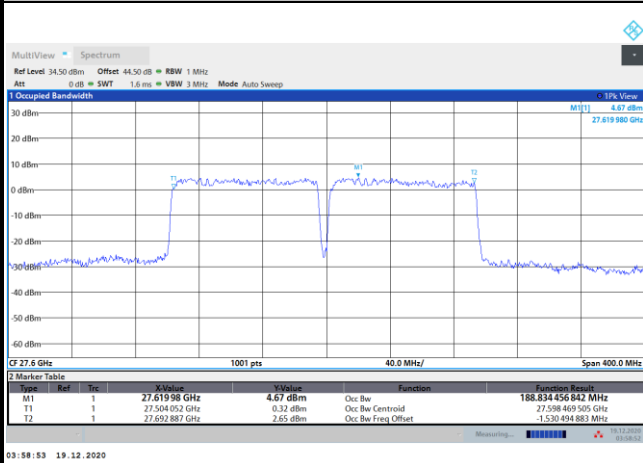




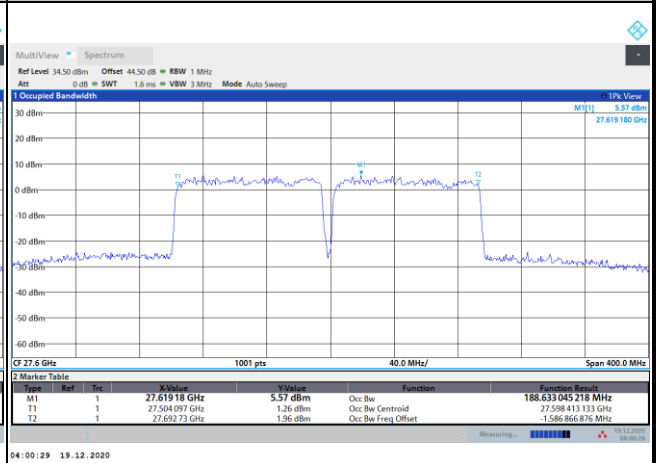
DFT-s-OFDM Module 1

NR Band n261

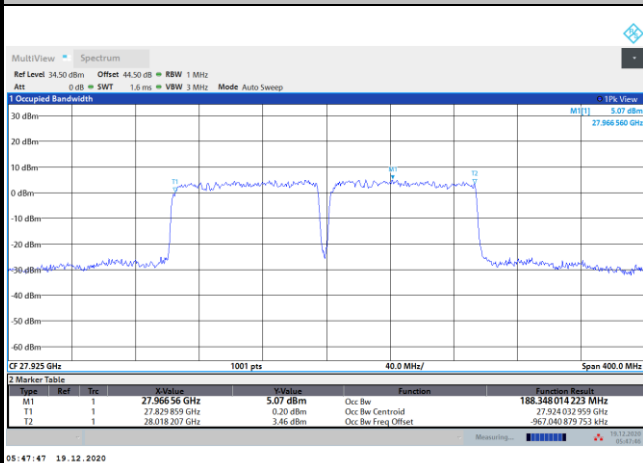
Lowest Channel / 200MHz / BPSK



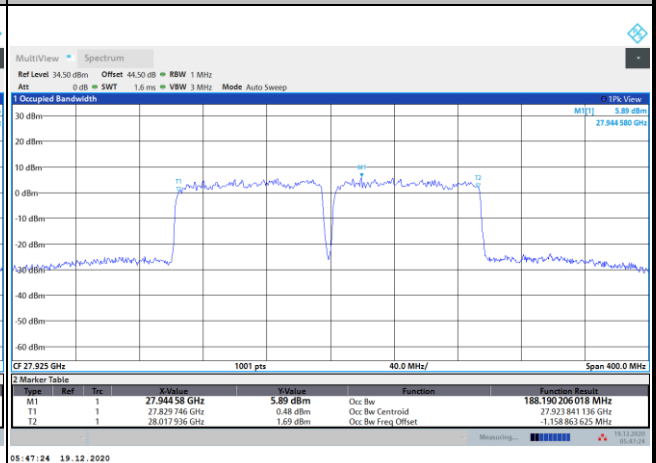
Lowest Channel / 200MHz / QPSK



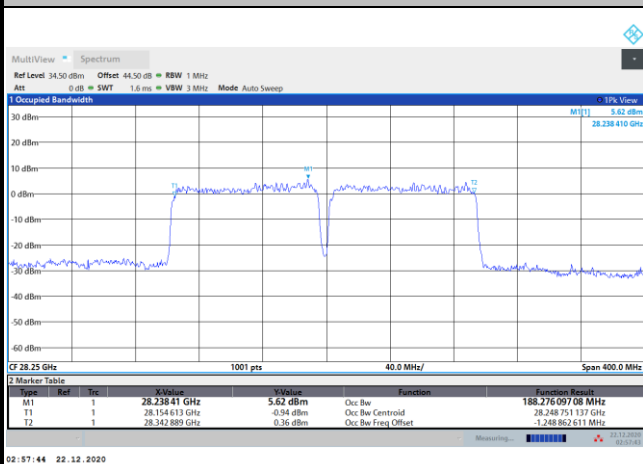
Middle Channel / 200MHz / BPSK



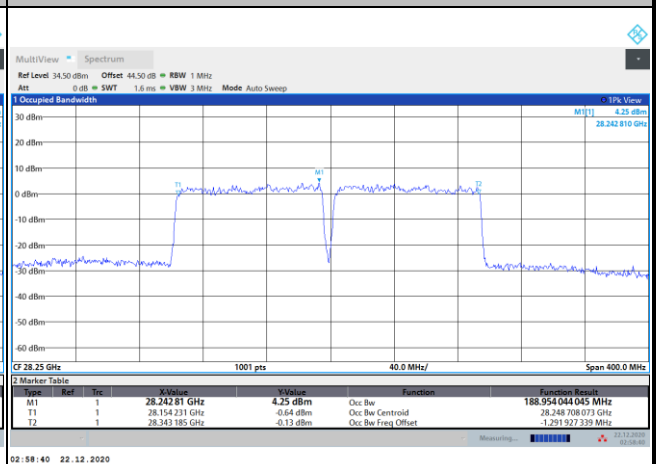
Middle Channel / 200MHz / QPSK



Highest Channel / 200MHz / BPSK



Highest Channel / 200MHz / QPSK

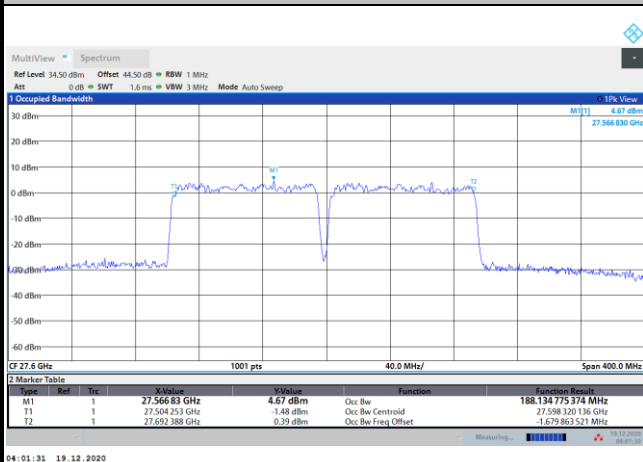




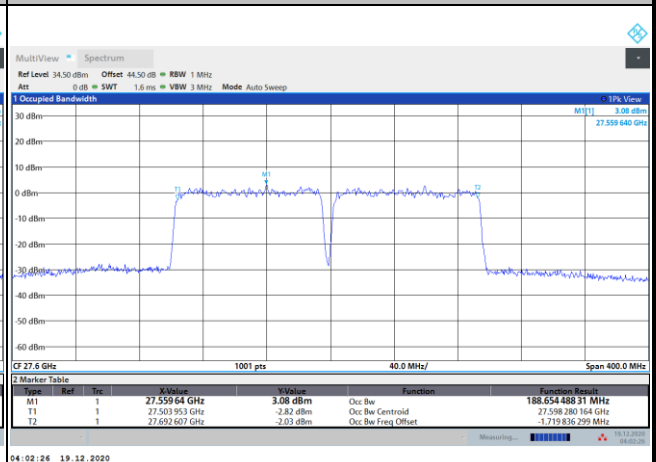
DFT-s-OFDM Module 1

NR Band n261

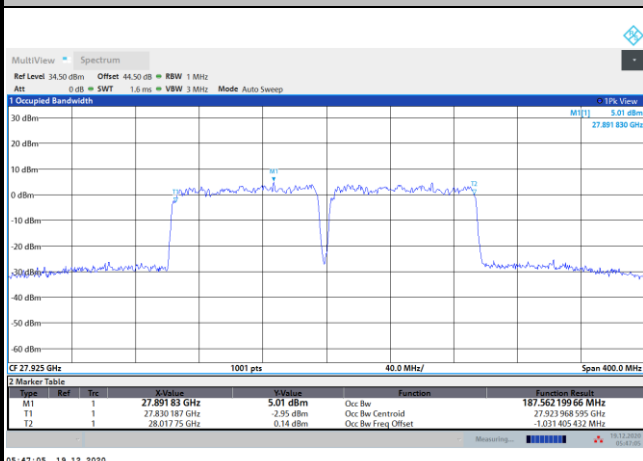
Lowest Channel / 200MHz / 16QAM



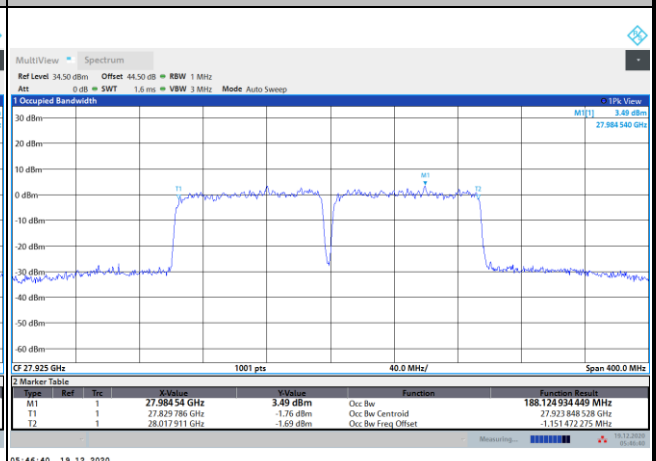
Lowest Channel / 200MHz / 64QAM



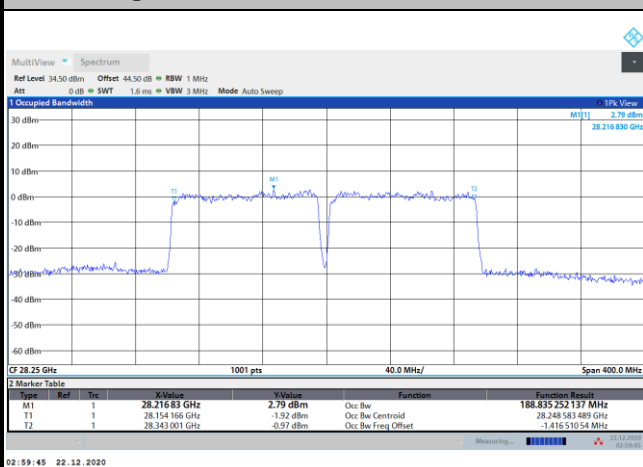
Middle Channel / 200MHz / 16QAM



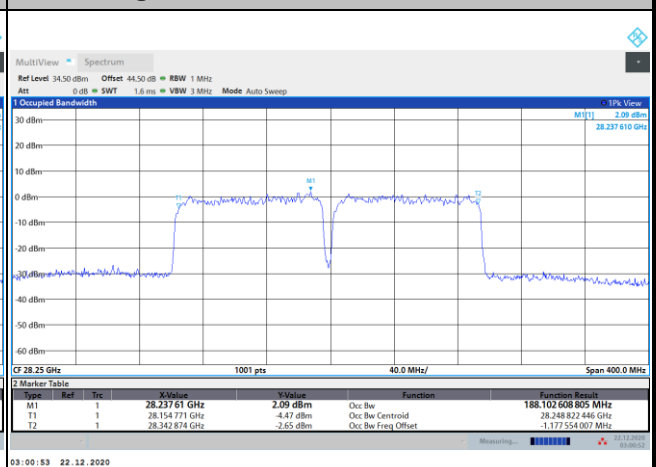
Middle Channel / 200MHz / 64QAM



Highest Channel / 200MHz / 16QAM



Highest Channel / 200MHz / 64QAM





AG1

Mode	DFT-s-OFDM Module 1 NR Band n261 : 99%OBW(MHz)											
BW	50MHz				100MHz				200MHz			
Mod.	BPSK	QPSK	16QAM	64QAM	BPSK	QPSK	16QAM	64QAM	BPSK	QPSK	16QAM	64QAM
Lowest CH	45.49	45.55	45.17	45.27	90.31	90.82	90.53	90.32	188.18	189.04	188.70	188.14
Middle CH	45.52	45.59	45.26	45.30	90.55	91.01	90.73	90.62	187.71	188.62	188.26	187.67
Highest CH	45.31	45.45	45.09	45.38	90.35	90.33	90.25	90.65	188.62	188.39	188.25	188.44