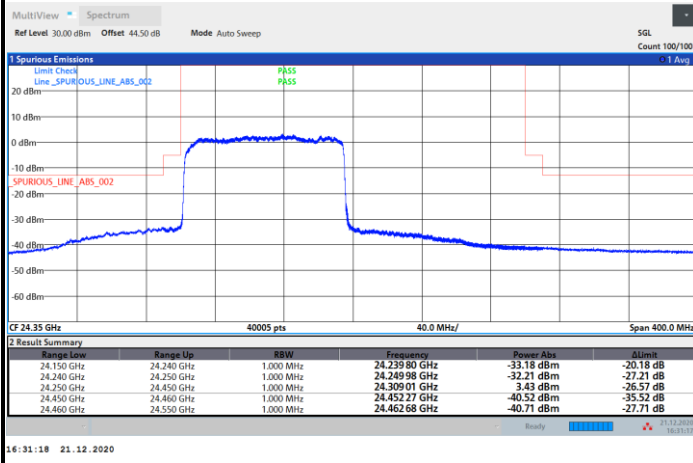




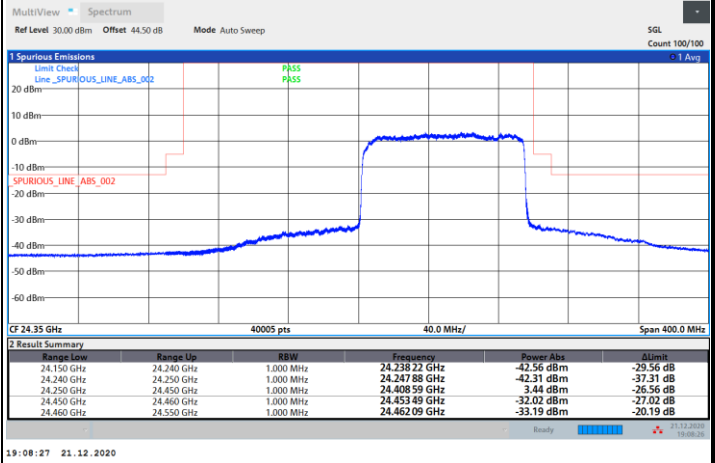
DFT-s-OFDM Module 0

NR Band n258A / 100MHz / 16QAM

Lowest Band Edge / Full RB

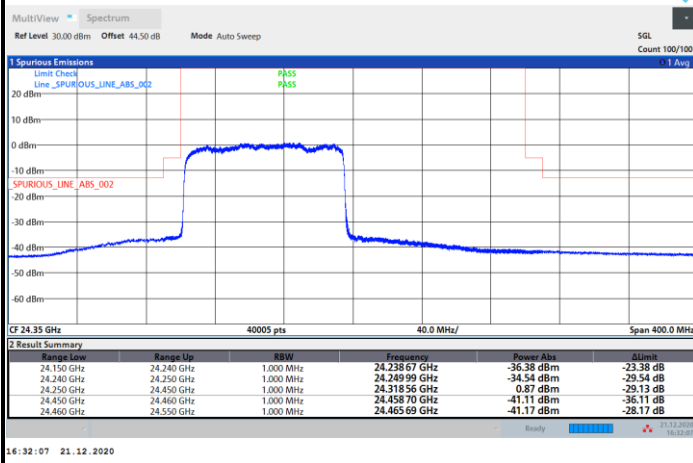


Highest Band Edge / Full RB

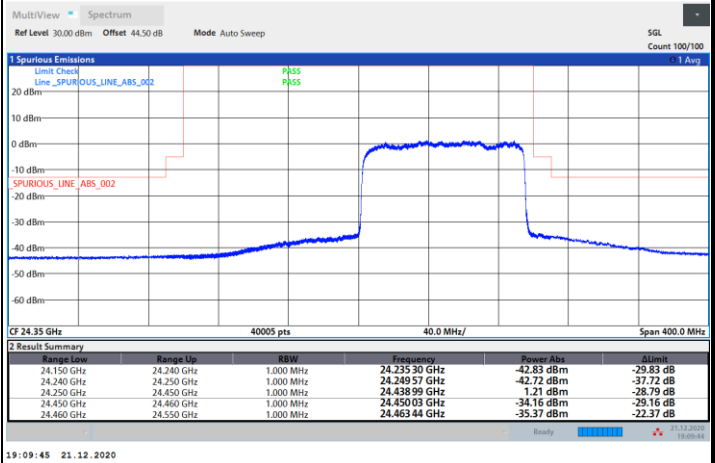


NR Band n258A / 100MHz / 64QAM

Lowest Band Edge / Full RB



Highest Band Edge / Full RB

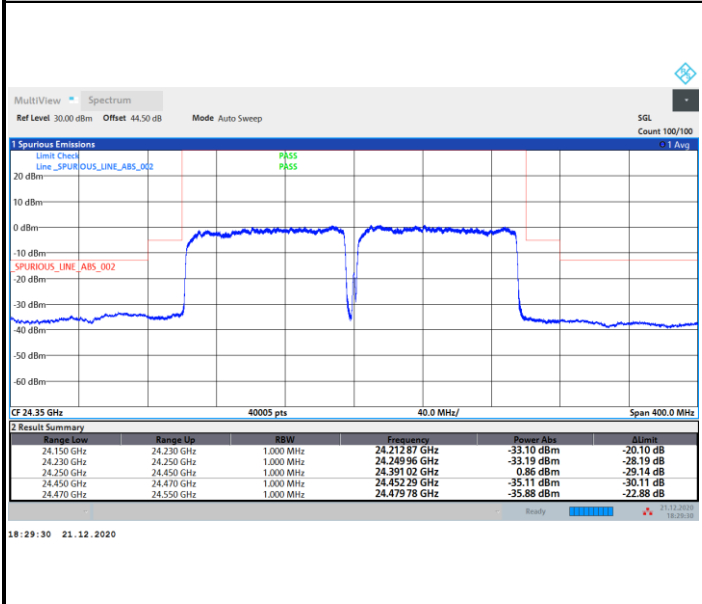




DFT-s-OFDM Module 0

NR Band n258A / 200MHz / BPSK

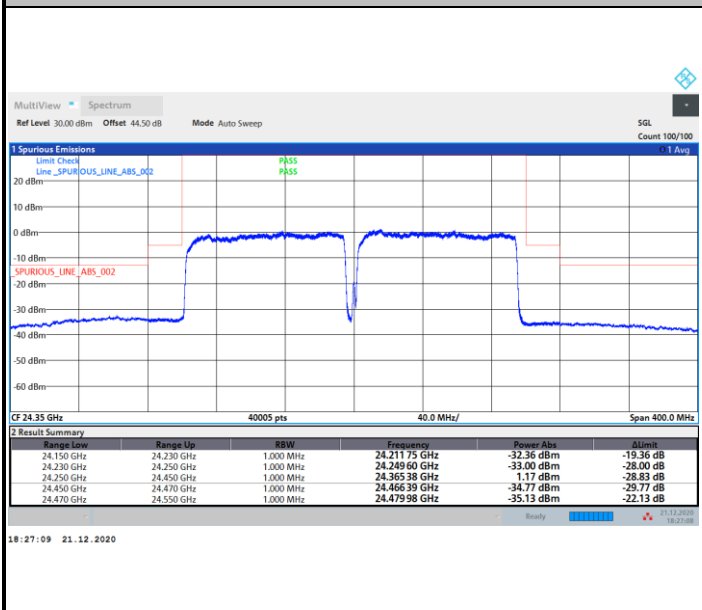
Middle Band Edge / Full RB



intentionally blank

NR Band n258A / 200MHz / QPSK

Middle Band Edge / Full RB



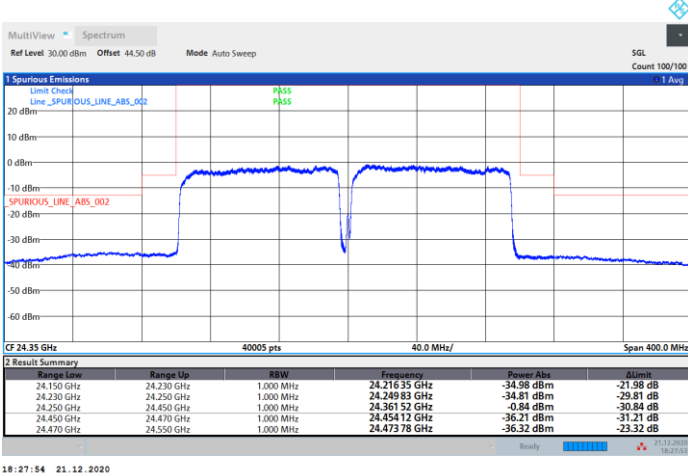
intentionally blank



DFT-s-OFDM Module 0

NR Band n258A / 200MHz / 16QAM

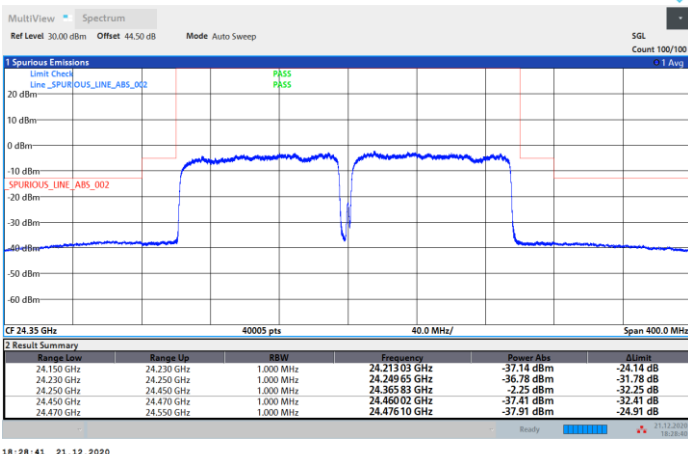
Middle Band Edge / Full RB



intentionally blank

NR Band n258A / 200MHz / 64QAM

Middle Band Edge / Full RB



intentionally blank



AG0+1

Mode			DFT-s-OFDM Module 0 NR Band n258A : BE (dBm) 1 RB											
BW			50MHz				100MHz				200MHz			
Limit (dBm)			BPSK	QPSK	16QAM	64QAM	BPSK	QPSK	16QAM	64QAM	BPSK	QPSK	16QAM	64QAM
Low CH	0~10%OB	≤-5	-17.69	-19.10	-20.61	-22.72	-20.67	-20.19	-20.35	-24.87	-	-	-	-
	>10%OB	≤-13	-31.64	-32.49	-33.49	-35.91	-36.80	-37.08	-37.18	-38.55	-	-	-	-
Middle CH	0~10%OB	≤-5	-	-	-	-	-	-	-	-	-26.86	-26.58	-26.33	-23.93
	>10%OB	≤-13	-	-	-	-	-	-	-	-	-19.24	-19.16	-18.59	-16.03
High CH	0~10%OB	≤-5	-20.58	-20.61	-21.27	-23.30	-22.77	-20.99	-22.46	-24.51	-	-	-	-
	>10%OB	≤-13	-31.81	-31.78	-32.84	-35.54	-36.63	-35.34	-36.67	-37.87	-	-	-	-
Result			Compliance											

Mode			DFT-s-OFDM Module 0 NR Band n258A : BE (dBm) Full RB											
BW			50MHz				100MHz				200MHz			
Limit (dBm)			BPSK	QPSK	16QAM	64QAM	BPSK	QPSK	16QAM	64QAM	BPSK	QPSK	16QAM	64QAM
Low CH	0~10%OB	≤-5	-32.84	-29.47	-31.49	-33.79	-34.76	-32.83	-36.66	-39.21	-	-	-	-
	>10%OB	≤-13	-28.27	-22.17	-24.62	-28.13	-28.81	-26.20	-29.97	-32.29	-	-	-	-
Middle CH	0~10%OB	≤-5	-	-	-	-	-	-	-	-	-37.91	-37.69	-39.29	-41.64
	>10%OB	≤-13	-	-	-	-	-	-	-	-	-29.26	-29.04	-30.95	-33.73
High CH	0~10%OB	≤-5	-32.55	-27.75	-33.88	-35.65	-38.54	-33.22	-38.28	-40.64	-	-	-	-
	>10%OB	≤-13	-28.59	-20.51	-26.66	-29.23	-33.88	-26.19	-31.57	-33.64	-	-	-	-
Result			Compliance											

Remark

1. For 0~10%OB band edge, the antenna gain offset is included in order to compare to the conductive limit.
2. For >10%OB Out of Band Emissions is EIRP

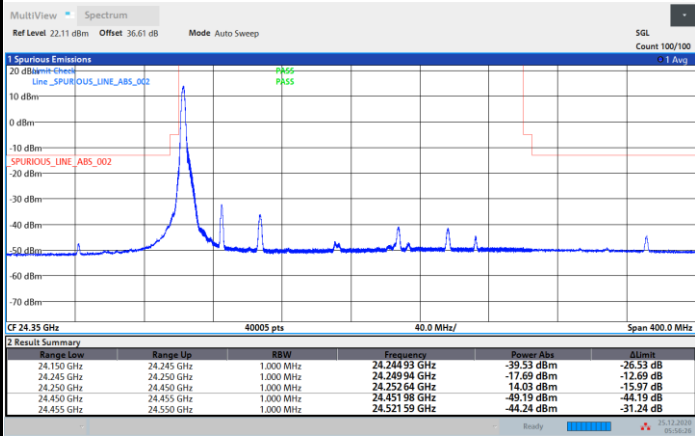


DFT-s-OFDM Module 0

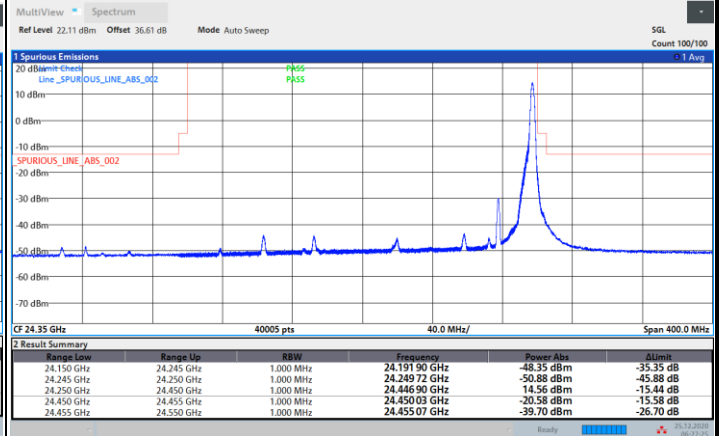
NR Band n258A / 50MHz / BPSK

Lowest Band Edge / 1 RB

Highest Band Edge / 1 RB



05:56:27 25.12.2020

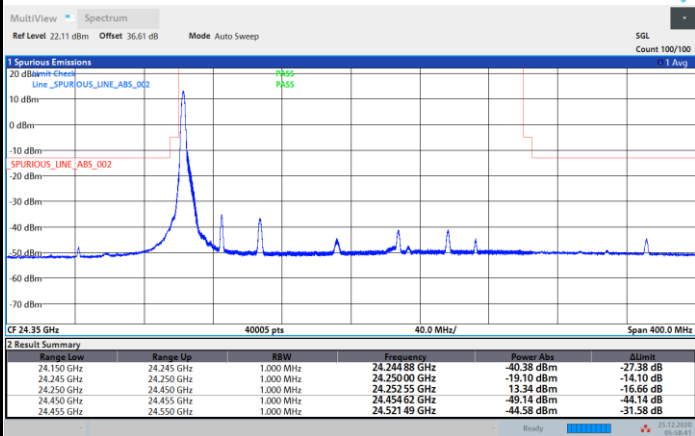


06:27:25 25.12.2020

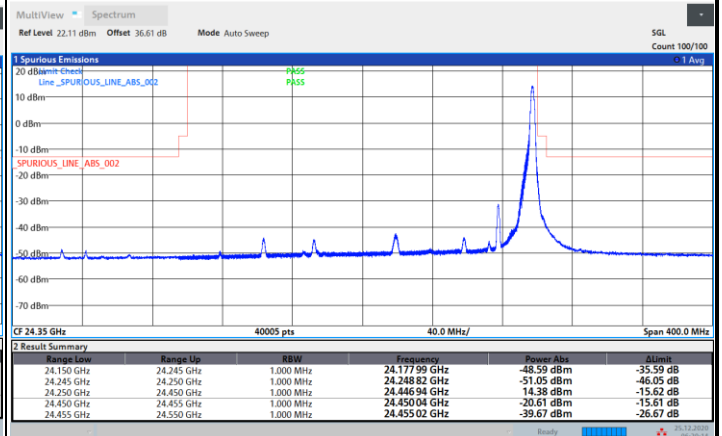
NR Band n258A / 50MHz / QPSK

Lowest Band Edge / 1 RB

Highest Band Edge / 1 RB



05:58:41 25.12.2020



06:29:15 25.12.2020

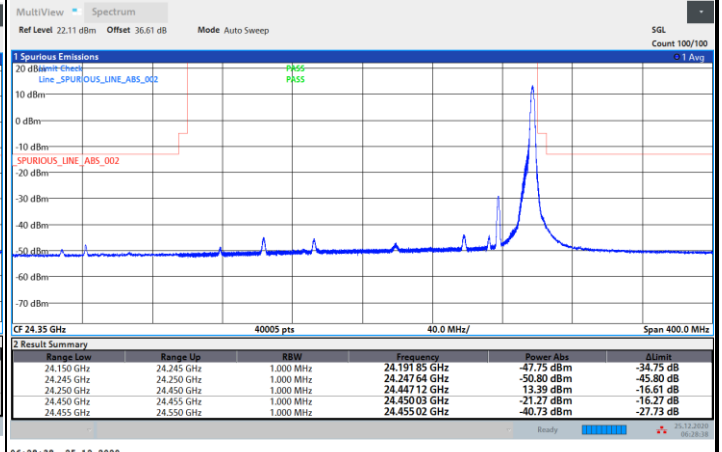
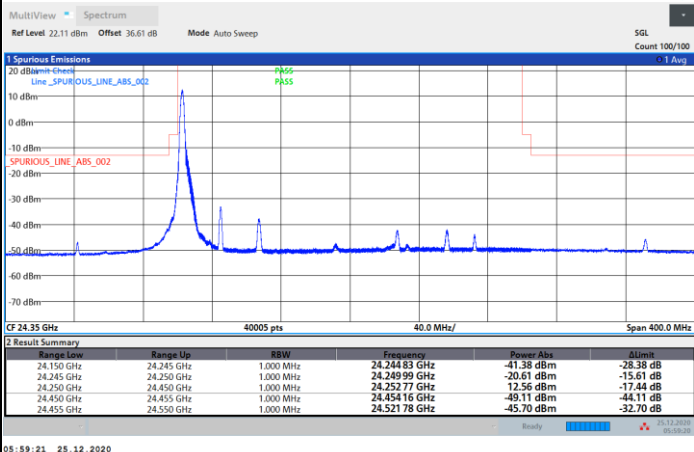


DFT-s-OFDM Module 0

NR Band n258A / 50MHz / 16QAM

Lowest Band Edge / 1 RB

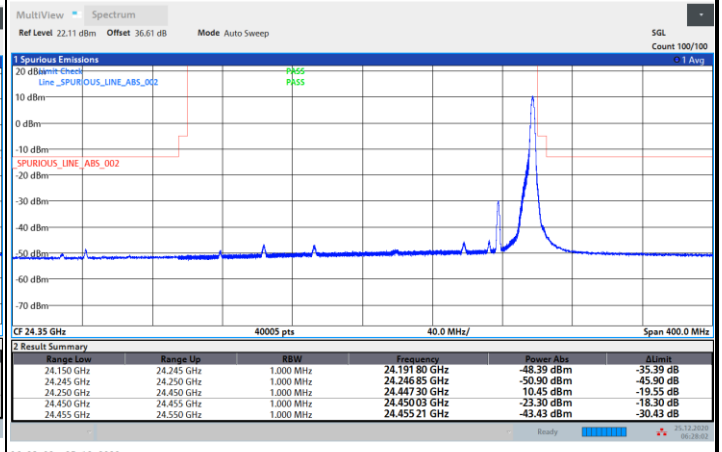
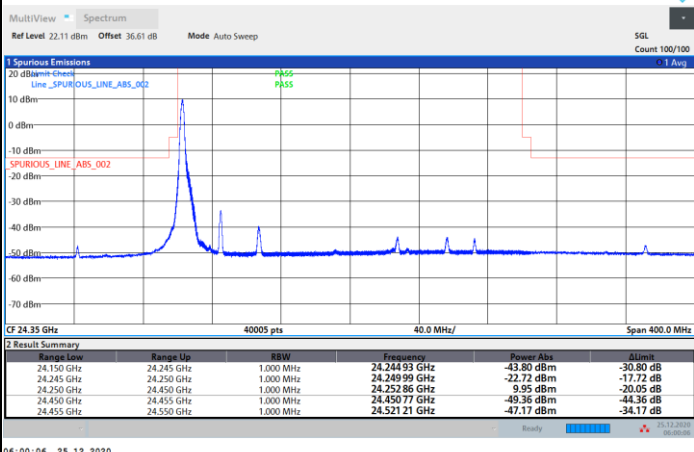
Highest Band Edge / 1 RB



NR Band n258A / 50MHz / 64QAM

Lowest Band Edge / 1 RB

Highest Band Edge / 1 RB

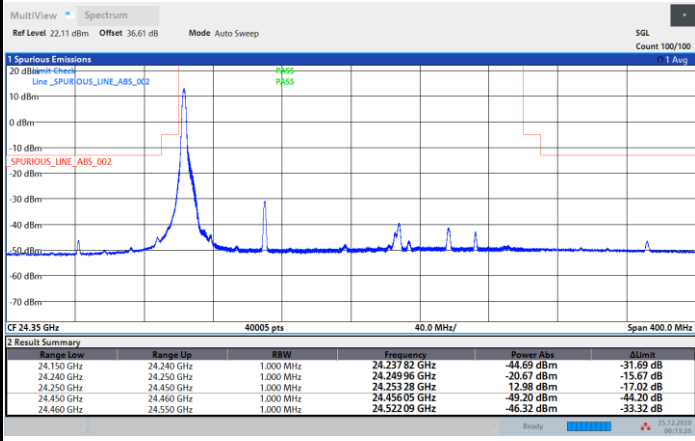




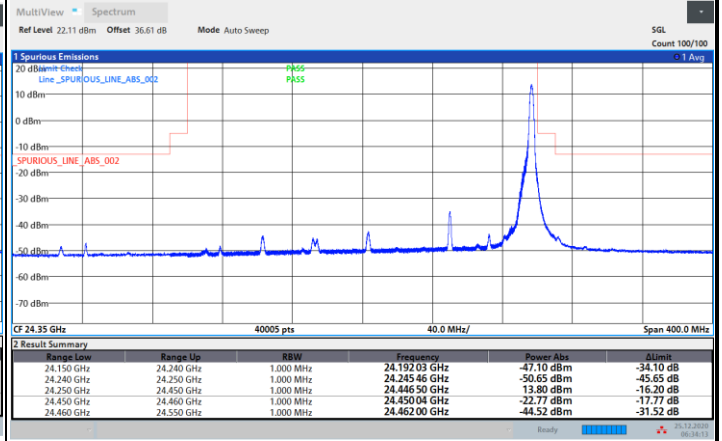
DFT-s-OFDM Module 0

NR Band n258A / 100MHz / BPSK

Lowest Band Edge / 1 RB

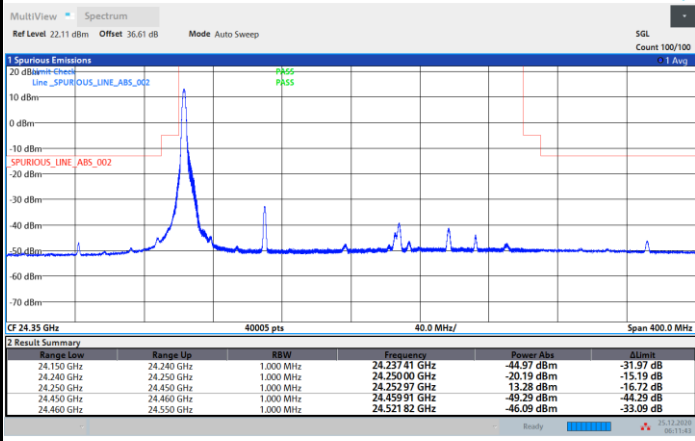


Highest Band Edge / 1 RB

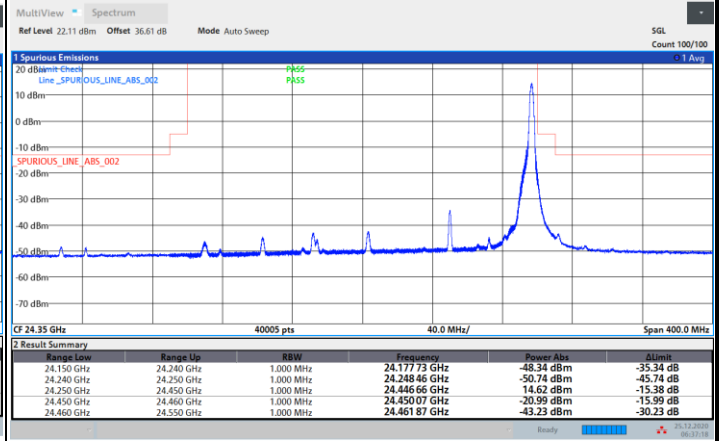


NR Band n258A / 100MHz / QPSK

Lowest Band Edge / 1 RB



Highest Band Edge / 1 RB



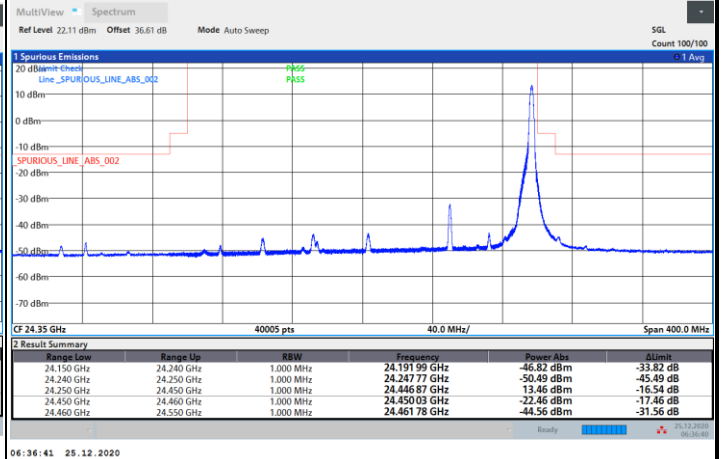
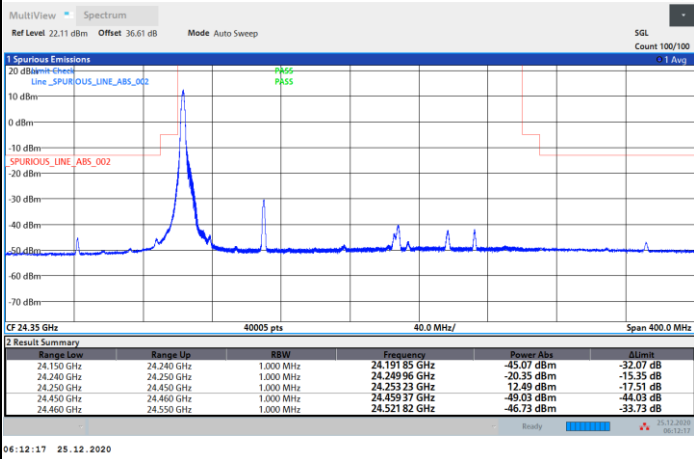


DFT-s-OFDM Module 0

NR Band n258A / 100MHz / 16QAM

Lowest Band Edge / 1 RB

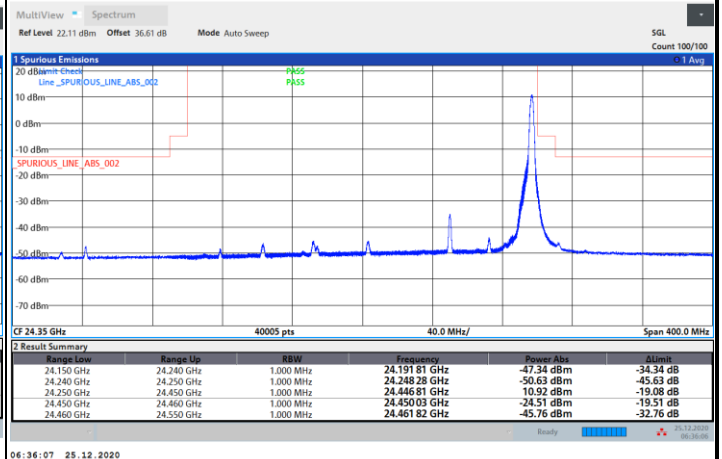
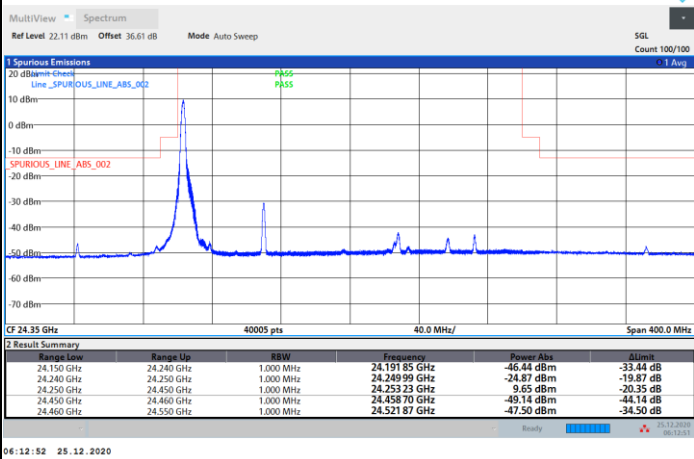
Highest Band Edge / 1 RB



NR Band n258A / 100MHz / 64QAM

Lowest Band Edge / 1 RB

Highest Band Edge / 1 RB



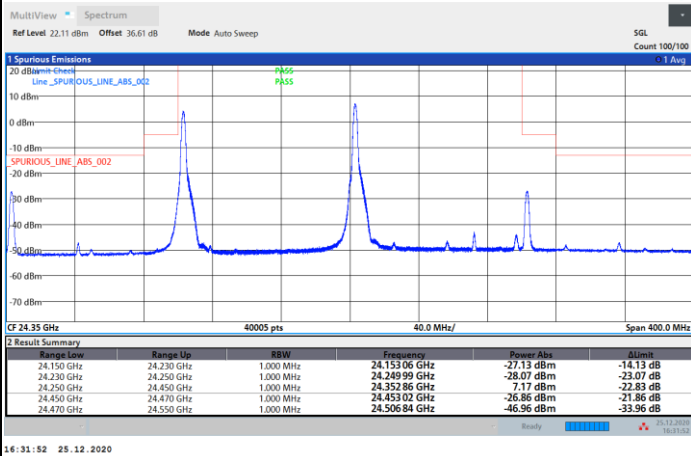




DFT-s-OFDM Module 0

NR Band n258A / 200MHz / BPSK

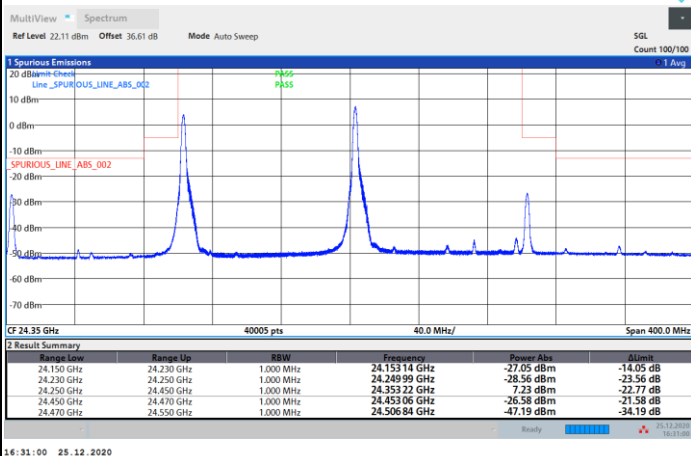
Middle Band Edge / 1 RB



intentionally blank

NR Band n258A / 200MHz / QPSK

Middle Band Edge / 1 RB



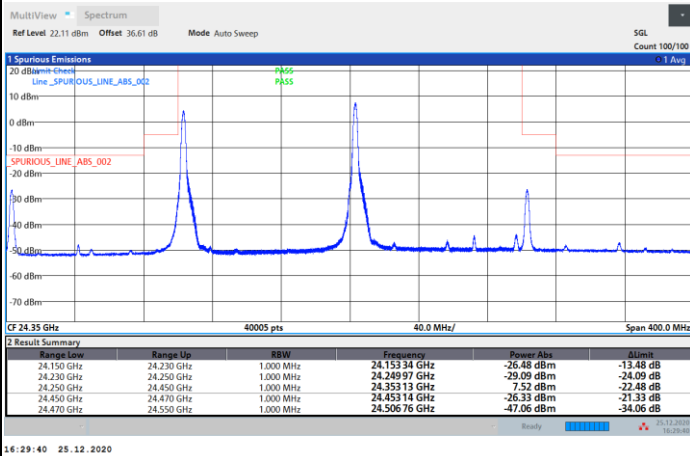
intentionally blank



DFT-s-OFDM Module 0

NR Band n258A / 200MHz / 16QAM

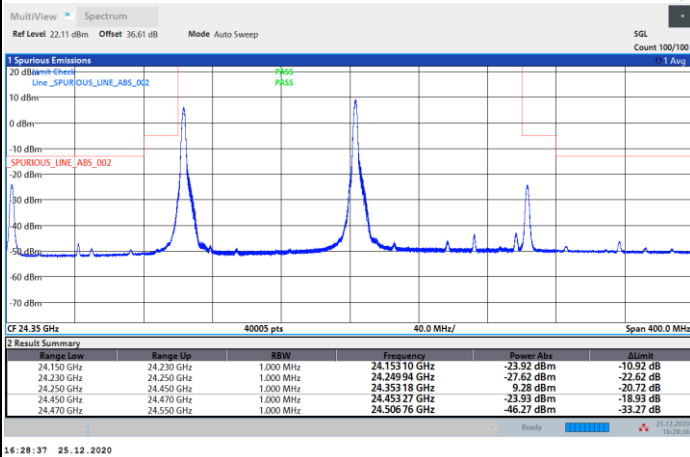
Middle Band Edge / 1 RB



intentionally blank

NR Band n258A / 200MHz / 64QAM

Middle Band Edge / 1 RB



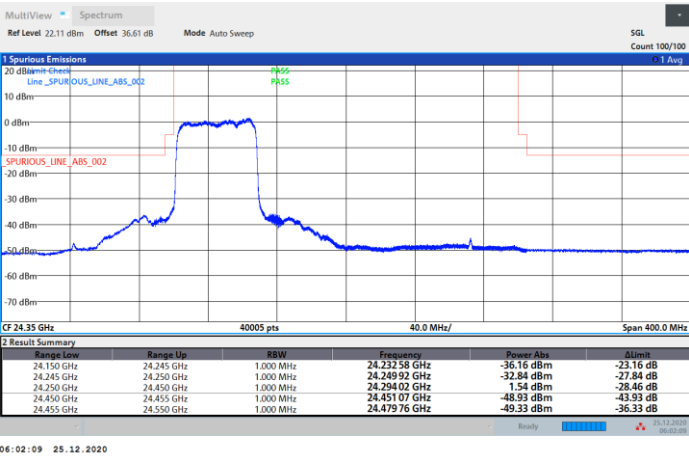
intentionally blank



DFT-s-OFDM Module 0

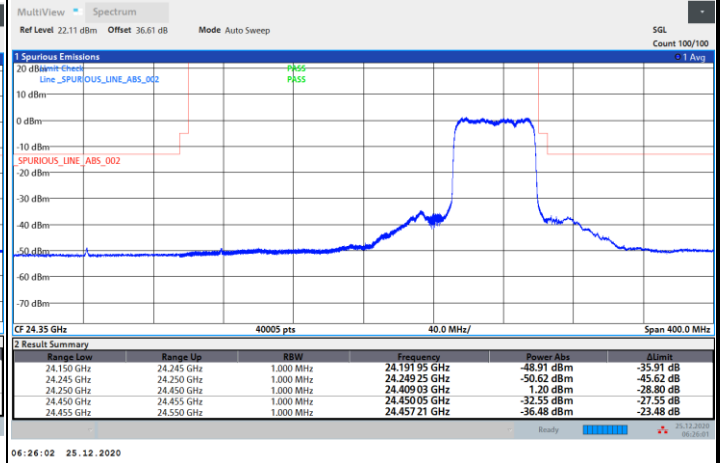
NR Band n258A / 50MHz / BPSK

Lowest Band Edge / Full RB



06:02:09 25.12.2020

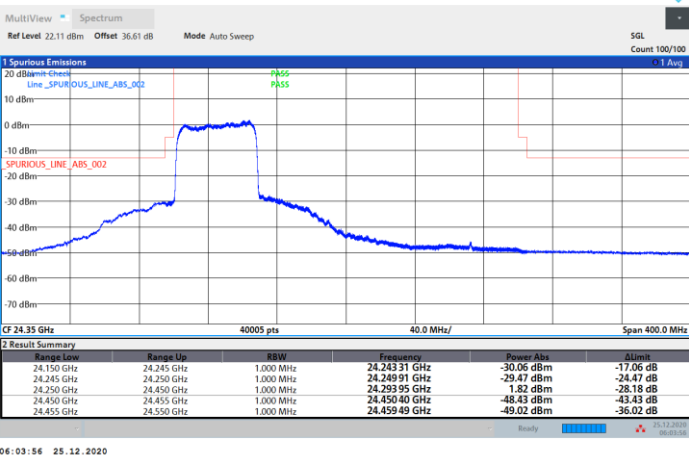
Highest Band Edge / Full RB



06:26:02 25.12.2020

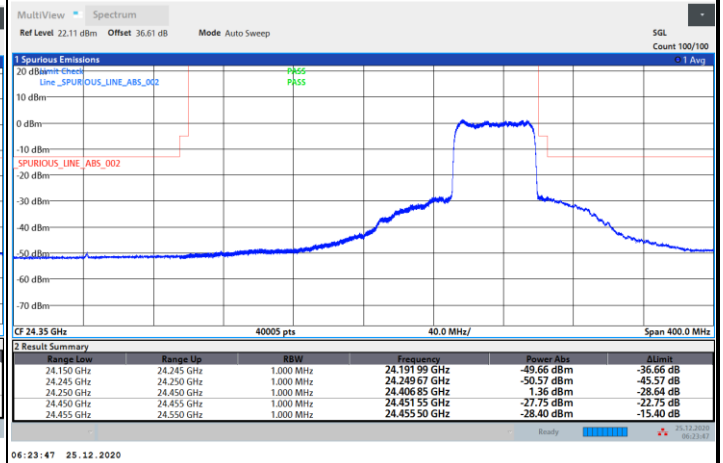
NR Band n258A / 50MHz / QPSK

Lowest Band Edge / Full RB



06:03:56 25.12.2020

Highest Band Edge / Full RB



06:23:47 25.12.2020

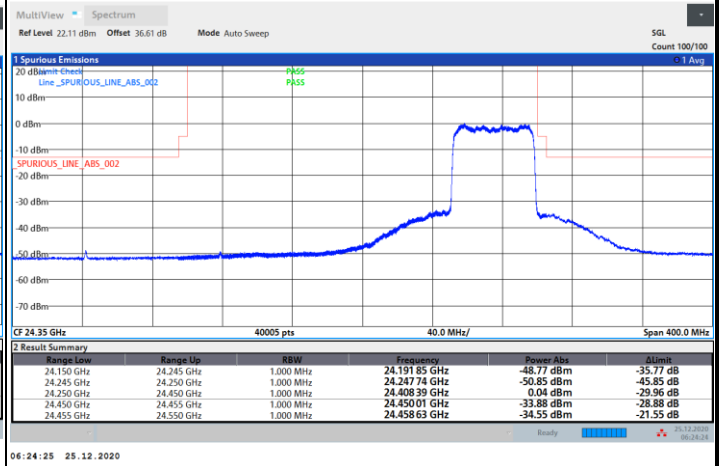
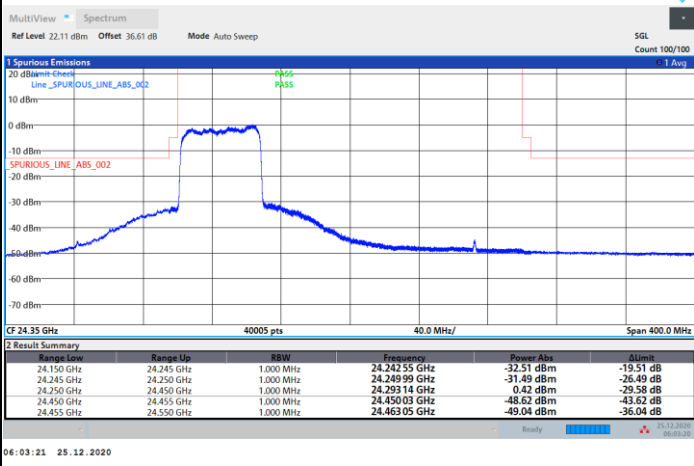


DFT-s-OFDM Module 0

NR Band n258A / 50MHz / 16QAM

Lowest Band Edge / Full RB

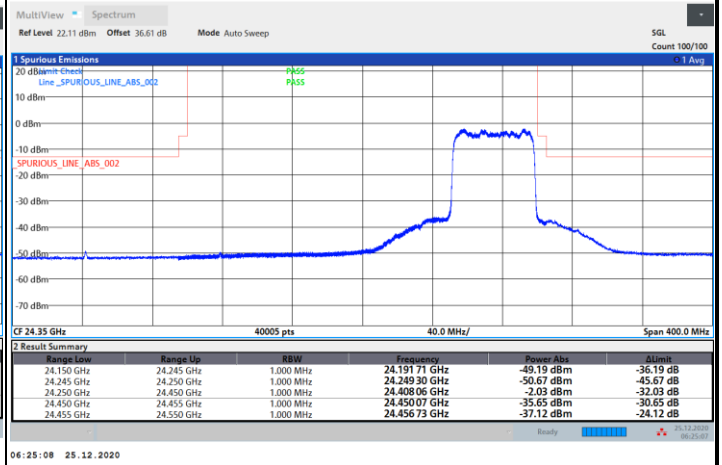
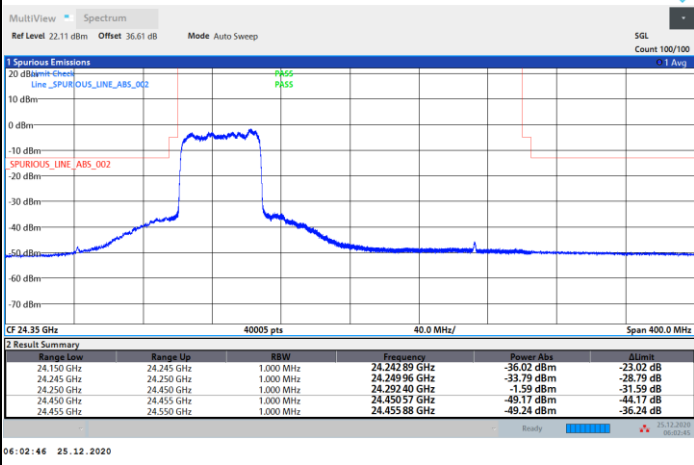
Highest Band Edge / Full RB



NR Band n258A / 50MHz / 64QAM

Lowest Band Edge / Full RB

Highest Band Edge / Full RB

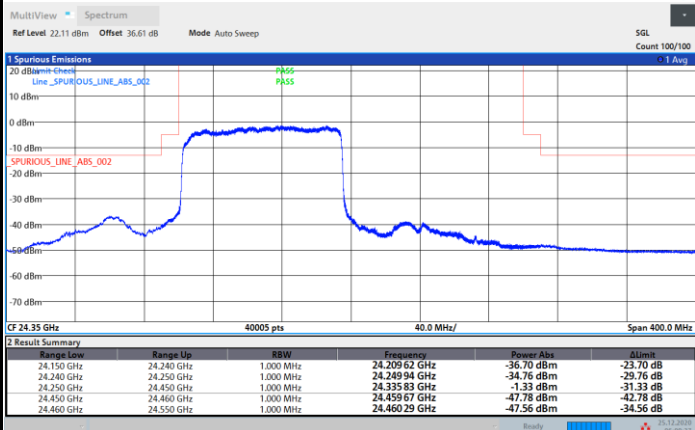




DFT-s-OFDM Module 0

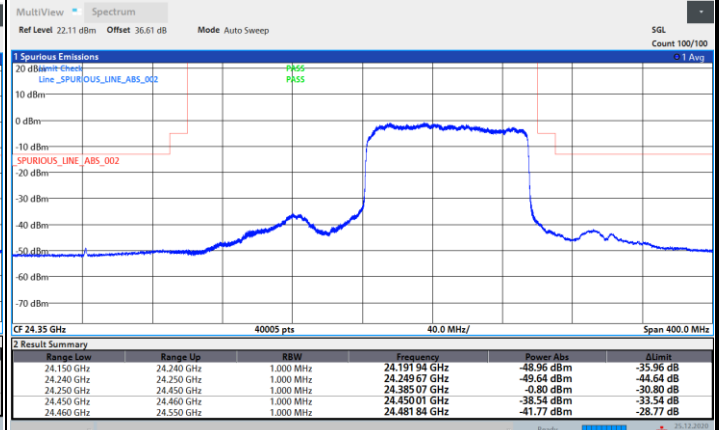
NR Band n258A / 100MHz / BPSK

Lowest Band Edge / Full RB



06:09:28 25.12.2020

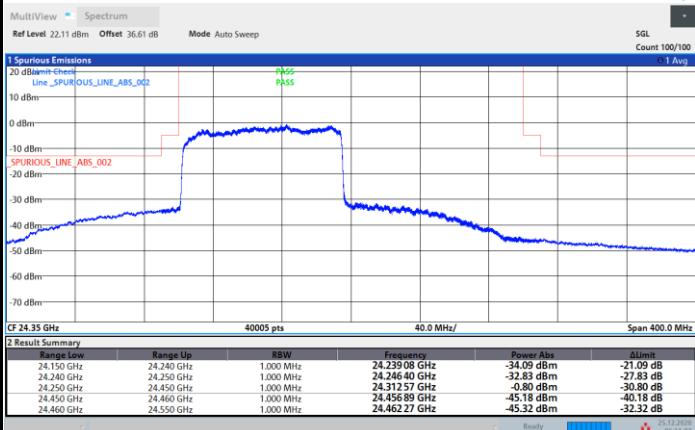
Highest Band Edge / Full RB



06:33:35 25.12.2020

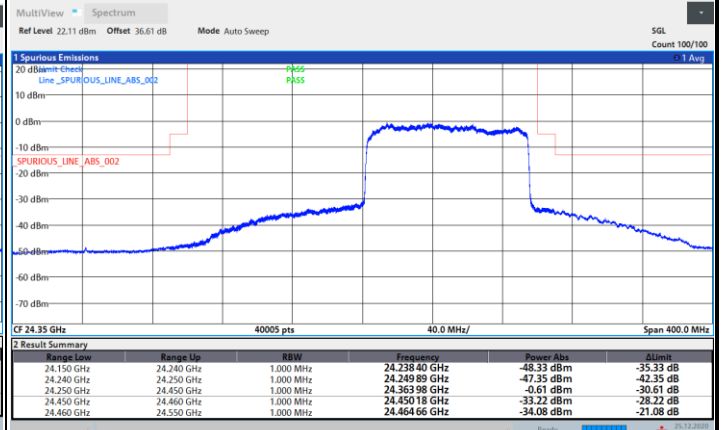
NR Band n258A / 100MHz / QPSK

Lowest Band Edge / Full RB



06:11:08 25.12.2020

Highest Band Edge / Full RB



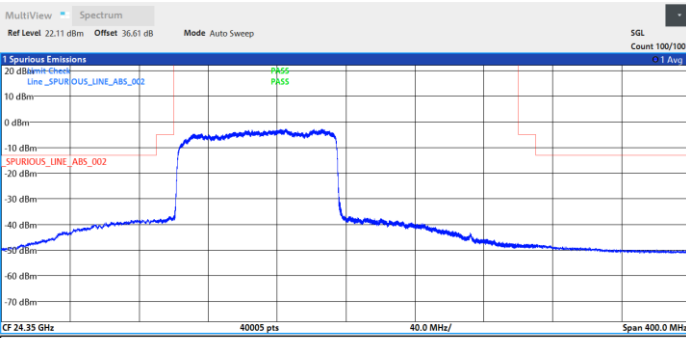
06:31:52 25.12.2020



DFT-s-OFDM Module 0

NR Band n258A / 100MHz / 16QAM

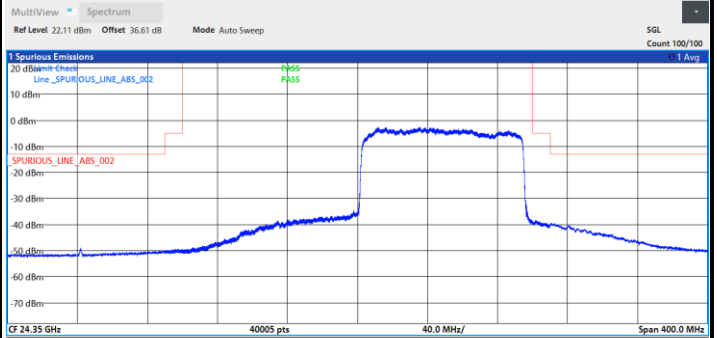
Lowest Band Edge / Full RB



Range Low	Range Up	RBW	Frequency	Power Abs	Limit
24.150 GHz	24.240 GHz	1.000 MHz	24.23876 GHz	-37.86 dBm	-24.86 dB
24.240 GHz	24.250 GHz	1.000 MHz	24.25000 GHz	-36.66 dBm	-31.66 dB
24.250 GHz	24.450 GHz	1.000 MHz	24.33606 GHz	-2.77 dBm	-32.70 dB
24.450 GHz	24.460 GHz	1.000 MHz	24.45768 GHz	-47.55 dBm	-42.55 dB
24.460 GHz	24.550 GHz	1.000 MHz	24.46074 GHz	-47.69 dBm	-34.69 dB

06:10:36 25.12.2020

Highest Band Edge / Full RB

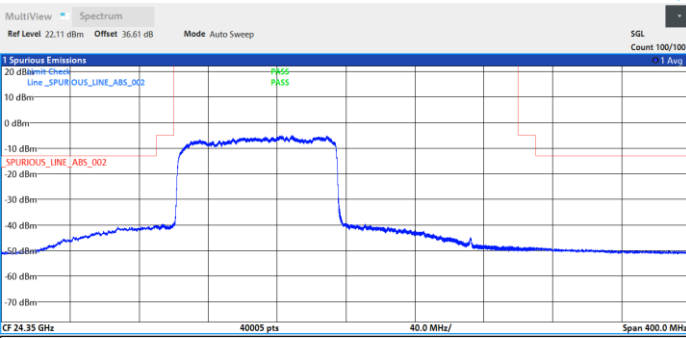


Range Low	Range Up	RBW	Frequency	Power Abs	Limit
24.150 GHz	24.240 GHz	1.000 MHz	24.19185 GHz	-48.87 dBm	-35.87 dB
24.240 GHz	24.250 GHz	1.000 MHz	24.24733 GHz	-49.39 dBm	-44.39 dB
24.250 GHz	24.450 GHz	1.000 MHz	24.38513 GHz	-2.70 dBm	-32.70 dB
24.450 GHz	24.460 GHz	1.000 MHz	24.45203 GHz	-38.28 dBm	-33.28 dB
24.460 GHz	24.550 GHz	1.000 MHz	24.46074 GHz	-39.46 dBm	-26.46 dB

06:32:24 25.12.2020

NR Band n258A / 100MHz / 64QAM

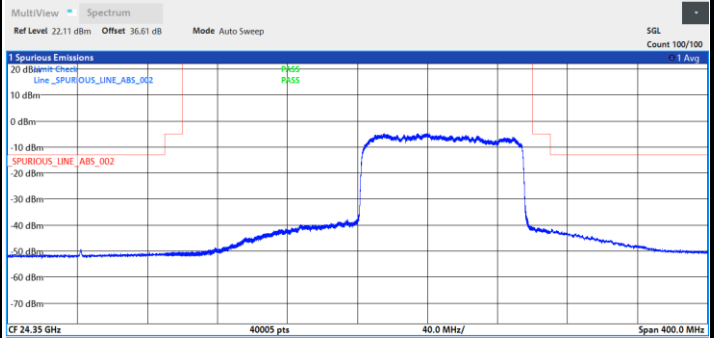
Lowest Band Edge / Full RB



Range Low	Range Up	RBW	Frequency	Power Abs	Limit
24.150 GHz	24.240 GHz	1.000 MHz	24.23952 GHz	-40.18 dBm	-27.18 dB
24.240 GHz	24.250 GHz	1.000 MHz	24.24993 GHz	-39.21 dBm	-34.21 dB
24.250 GHz	24.450 GHz	1.000 MHz	24.31834 GHz	-4.85 dBm	-34.85 dB
24.450 GHz	24.460 GHz	1.000 MHz	24.45658 GHz	-48.54 dBm	-43.54 dB
24.460 GHz	24.550 GHz	1.000 MHz	24.46043 GHz	-48.62 dBm	-35.62 dB

06:10:01 25.12.2020

Highest Band Edge / Full RB



Range Low	Range Up	RBW	Frequency	Power Abs	Limit
24.150 GHz	24.240 GHz	1.000 MHz	24.19203 GHz	-49.38 dBm	-36.38 dB
24.240 GHz	24.250 GHz	1.000 MHz	24.24506 GHz	-50.37 dBm	-45.37 dB
24.250 GHz	24.450 GHz	1.000 MHz	24.39100 GHz	-4.78 dBm	-34.78 dB
24.450 GHz	24.460 GHz	1.000 MHz	24.45067 GHz	-40.64 dBm	-35.64 dB
24.460 GHz	24.550 GHz	1.000 MHz	24.46097 GHz	-41.53 dBm	-28.53 dB

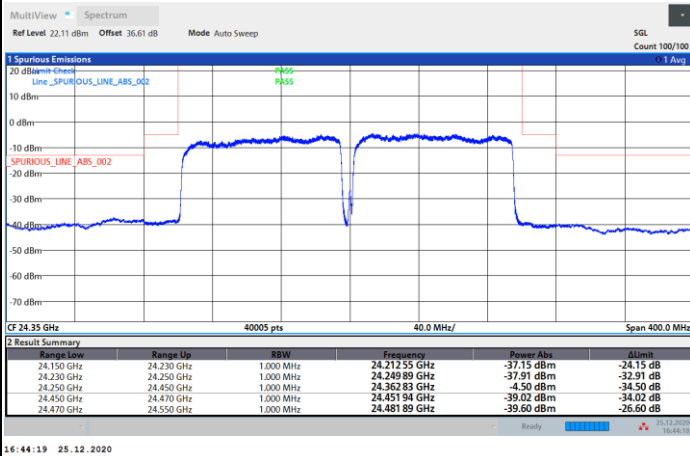
06:32:58 25.12.2020



DFT-s-OFDM Module 0

NR Band n258A / 200MHz / BPSK

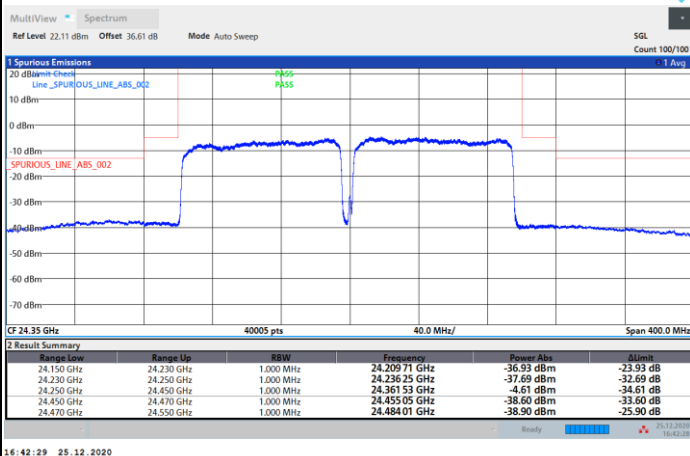
Middle Band Edge / Full RB



intentionally blank

NR Band n258A / 200MHz / QPSK

Middle Band Edge / Full RB



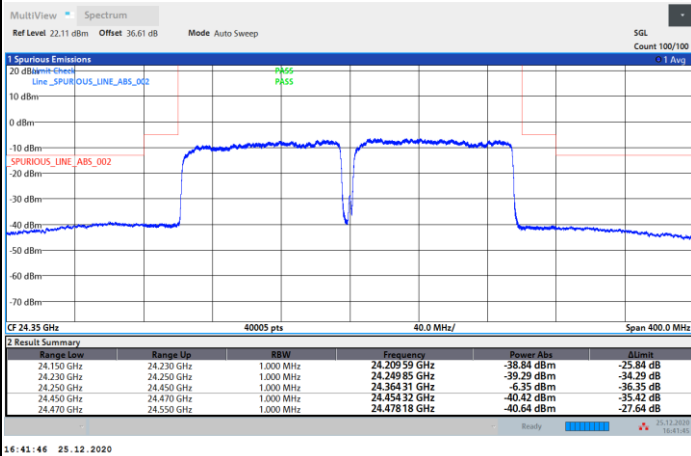
intentionally blank



DFT-s-OFDM Module 0

NR Band n258A / 200MHz / 16QAM

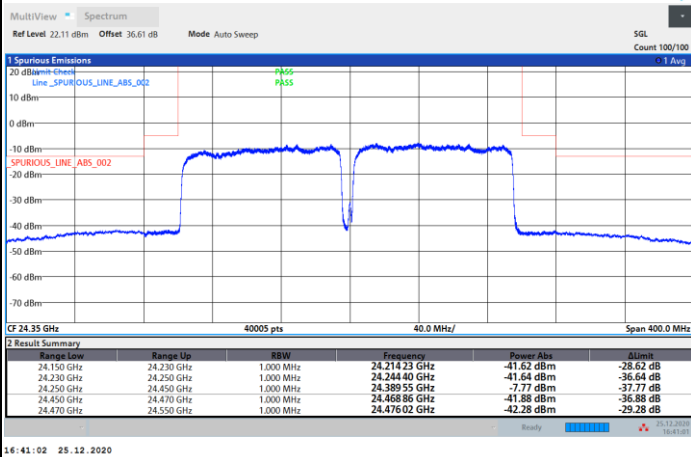
Middle Band Edge / Full RB



intentionally blank

NR Band n258A / 200MHz / 64QAM

Middle Band Edge / Full RB



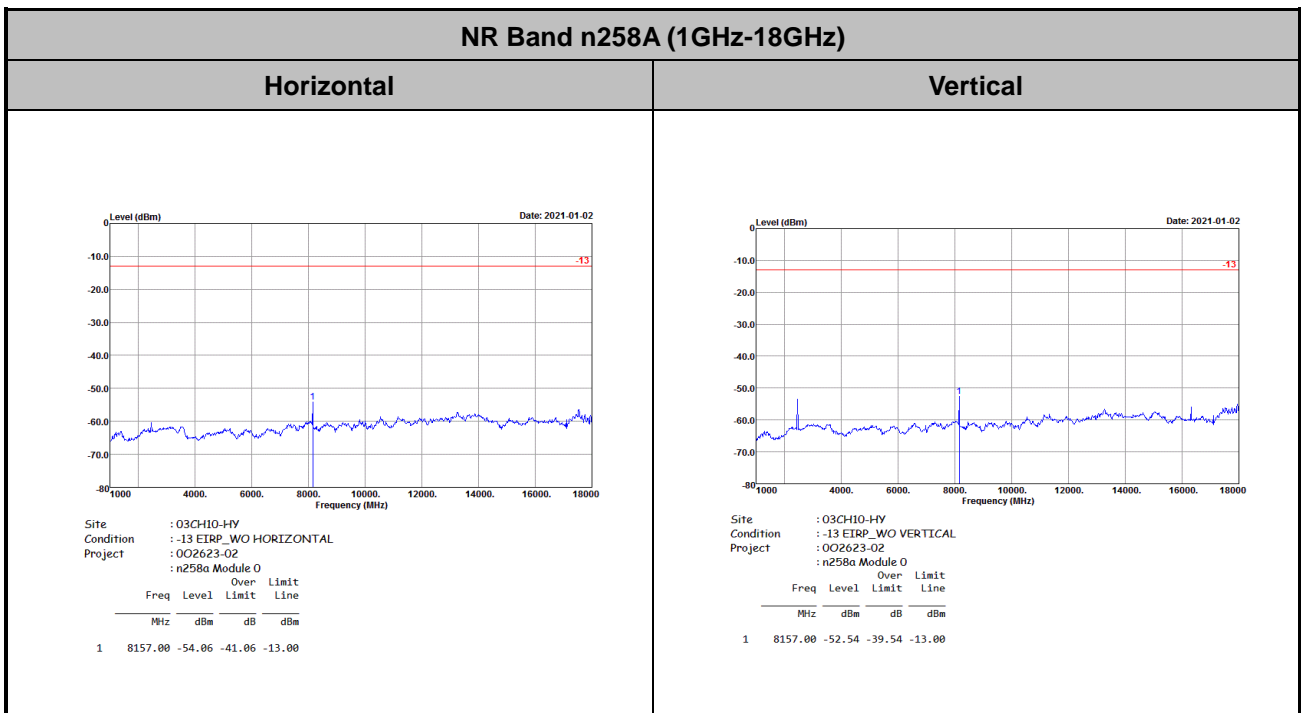
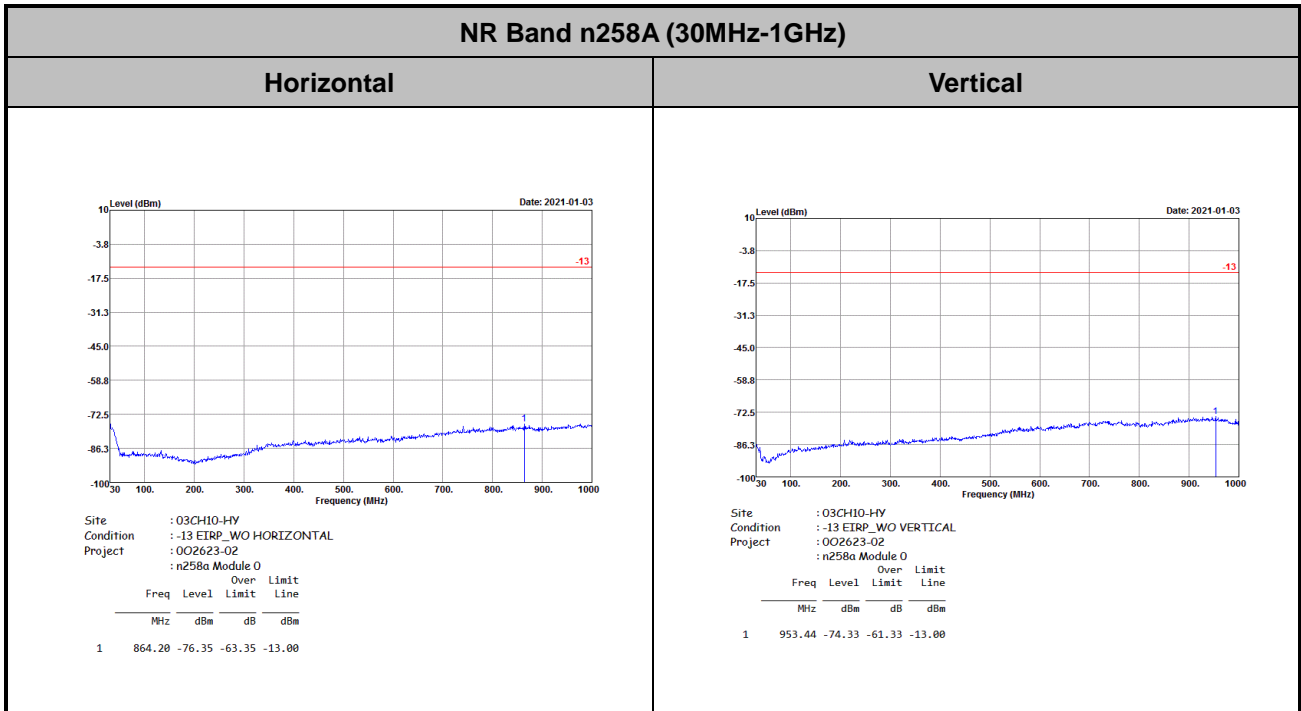
intentionally blank





# Spurious Emission

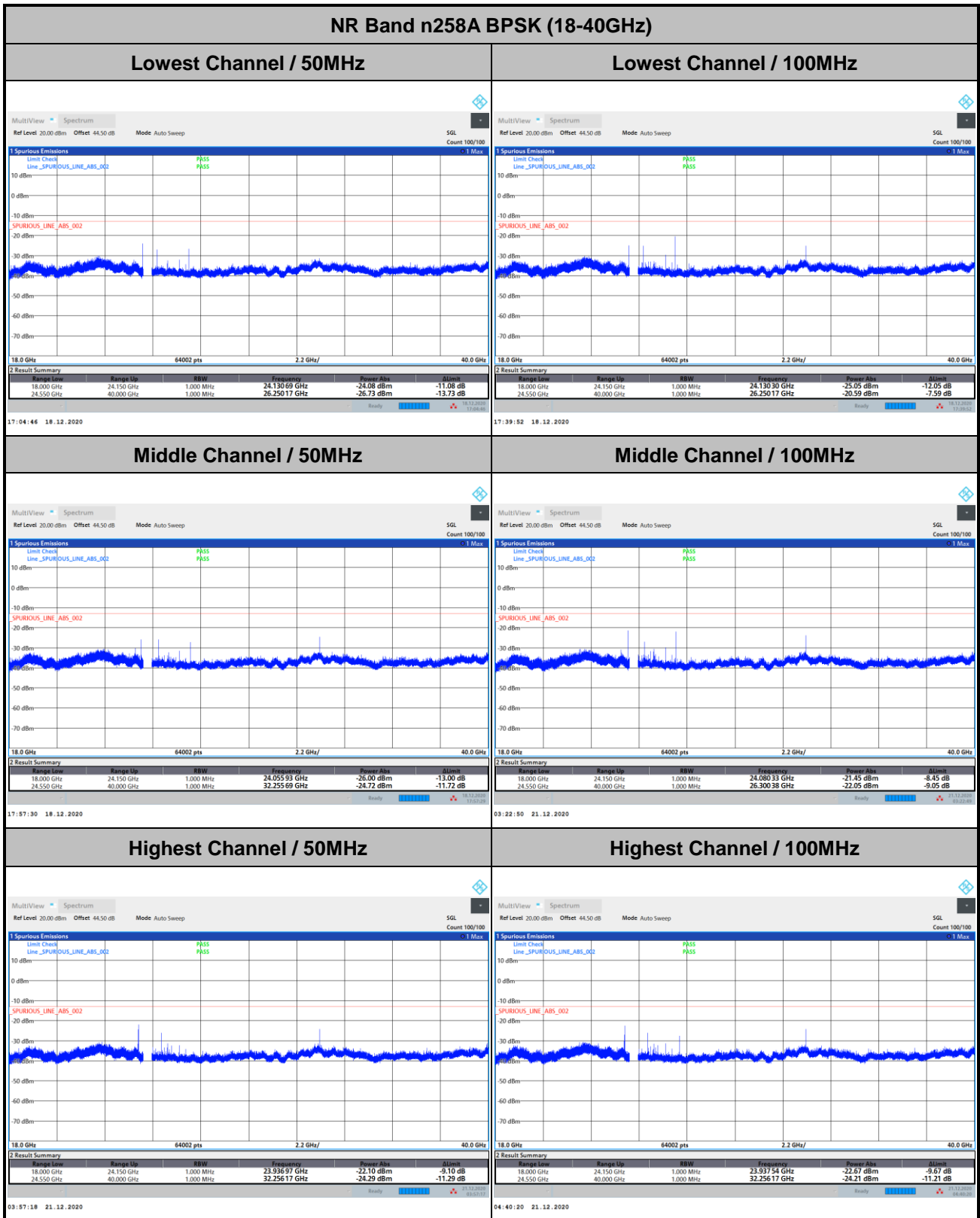
There is no significant spurious emission signal found for frequency started from 30MHz up to 18GHz. Only the noise floor is reported.





Spurious emission between 18GHz to 40GHz worst case plot is reported as following.

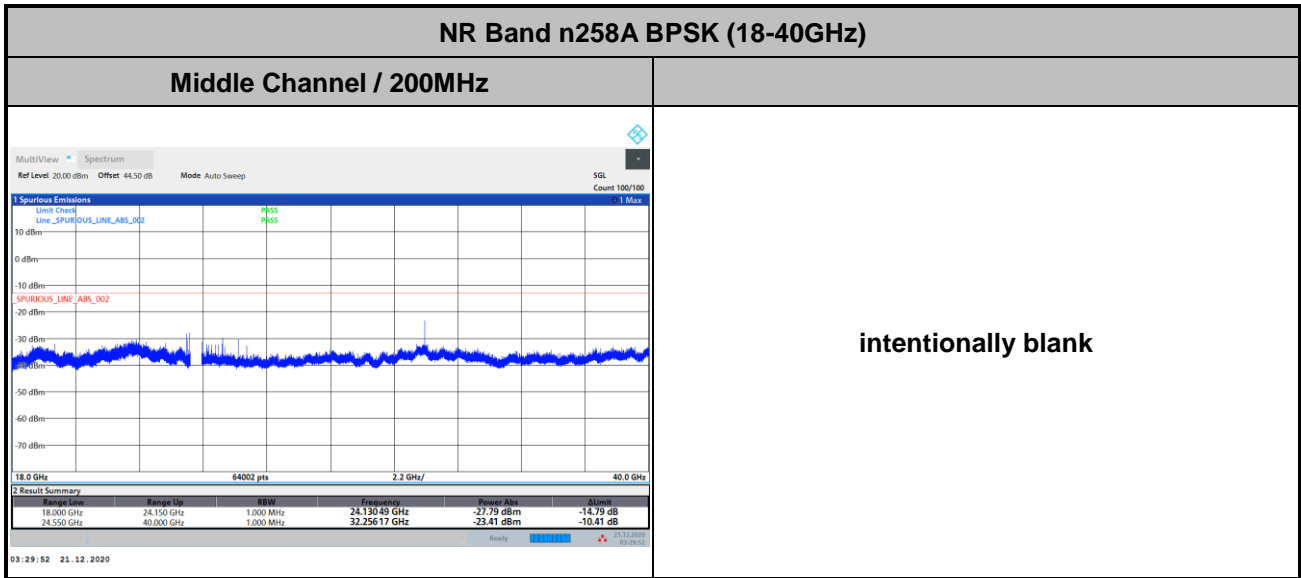
AG0 DFT-s-OFDM Module 0



Remark: In band and out of band frequencies are omitted.



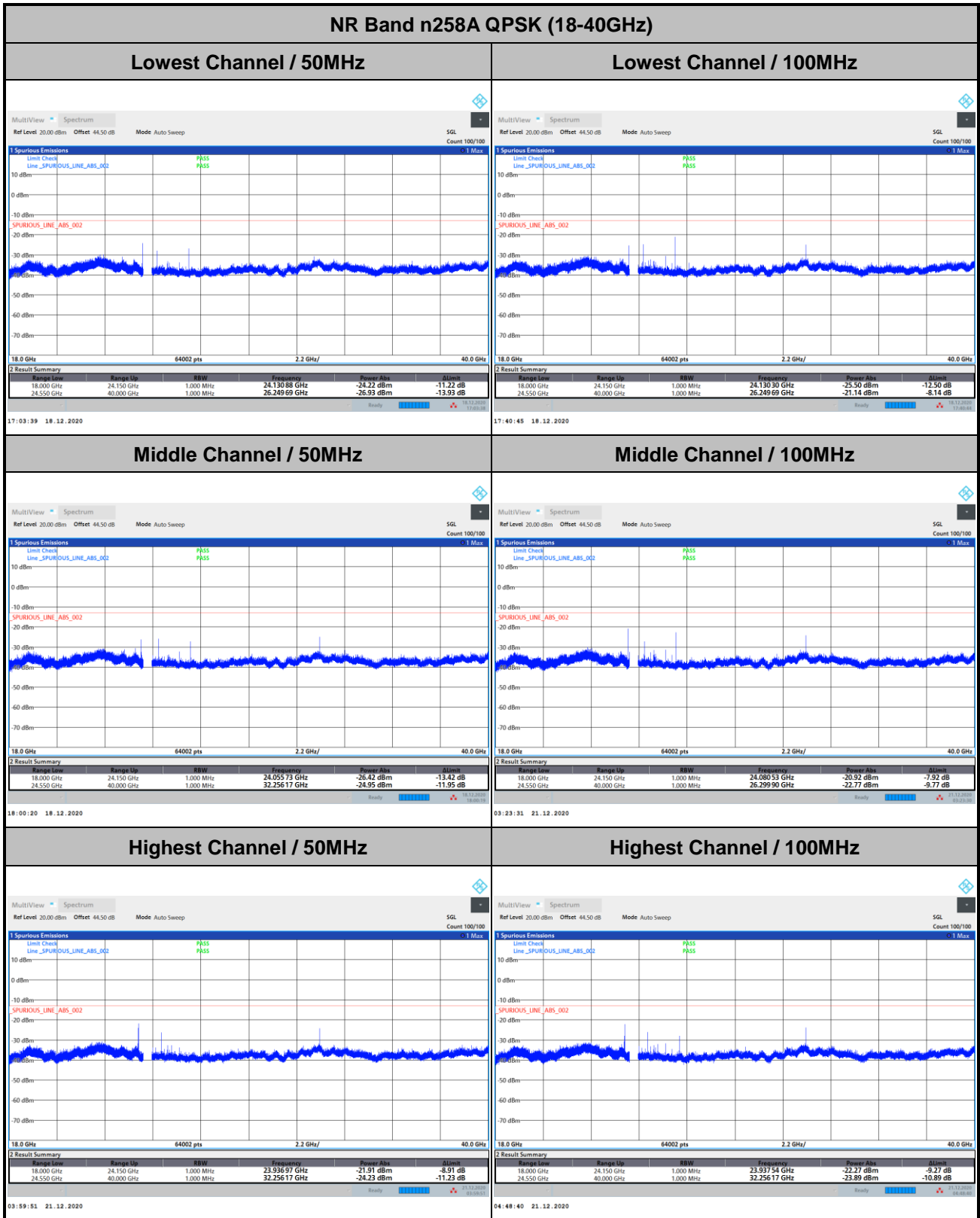
AG0 DFT-s-OFDM Module 0



**Remark:** In band and out of band frequencies are omitted.



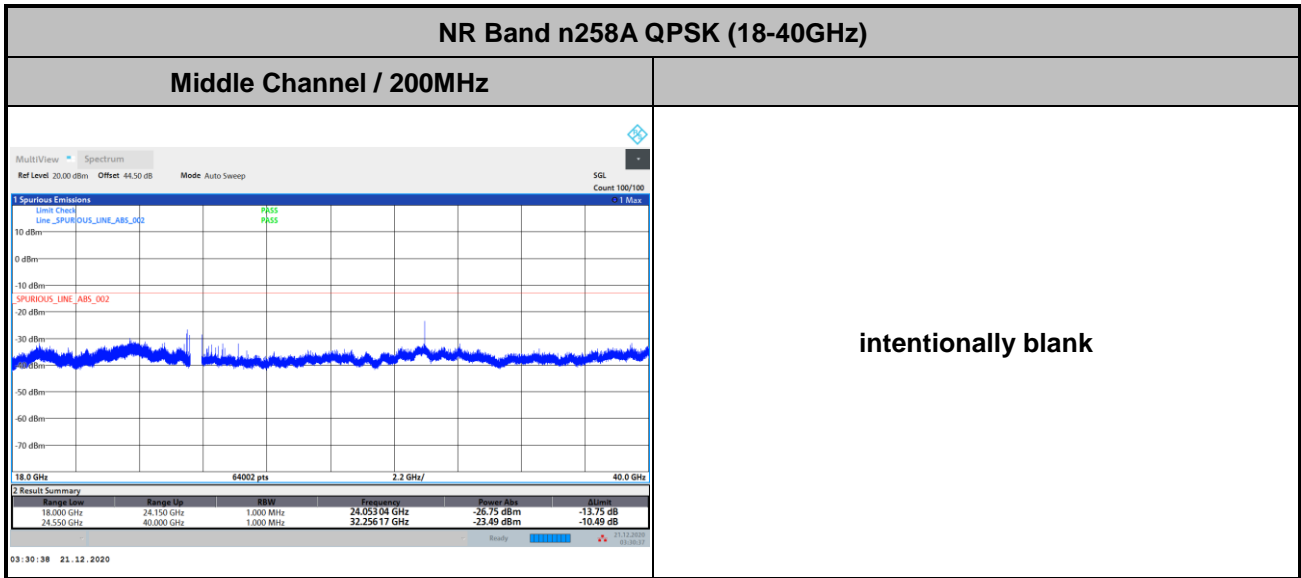
AG0 DFT-s-OFDM Module 0



Remark: In band and out of band frequencies are omitted.



AG0 DFT-s-OFDM Module 0



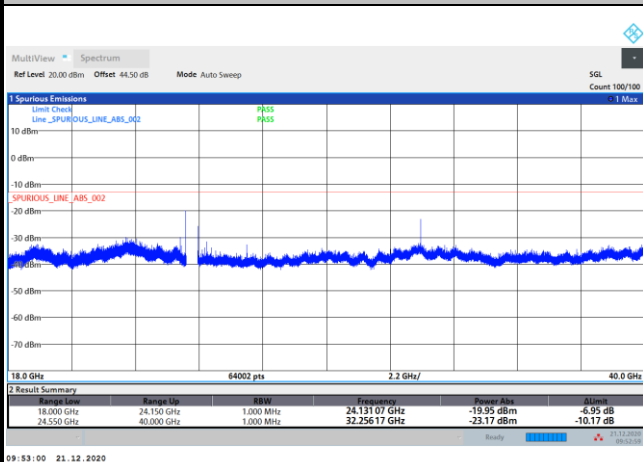
**Remark:** In band and out of band frequencies are omitted.



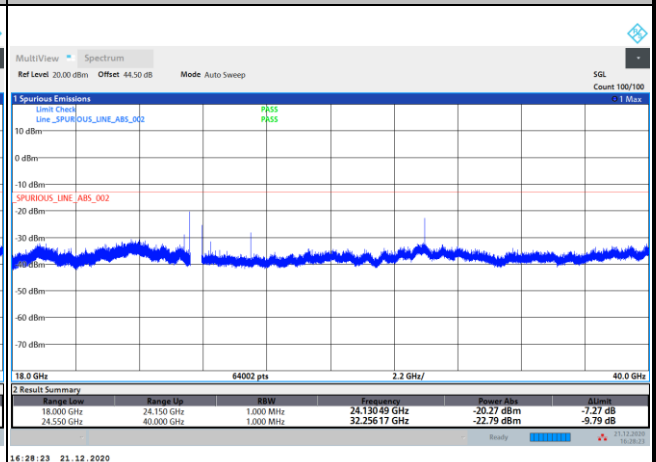
AG1 DFT-s-OFDM Module 0

NR Band n258A BPSK (18-40GHz)

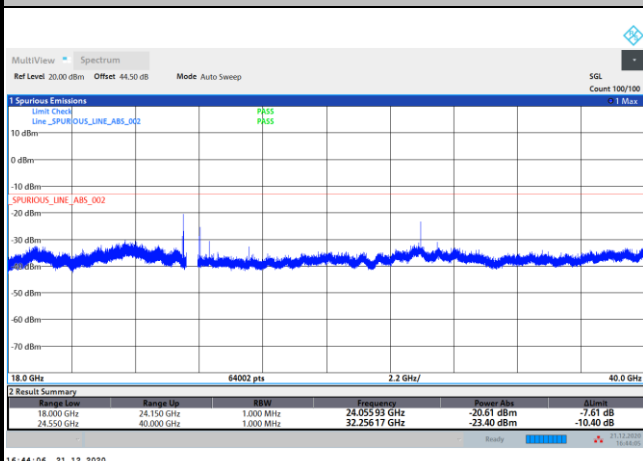
Lowest Channel / 50MHz



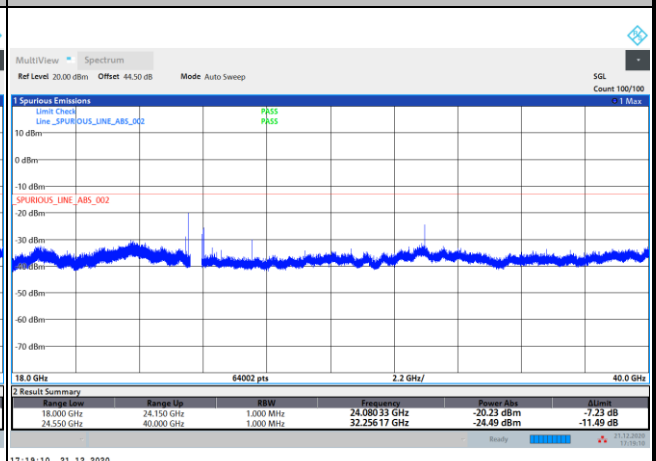
Lowest Channel / 100MHz



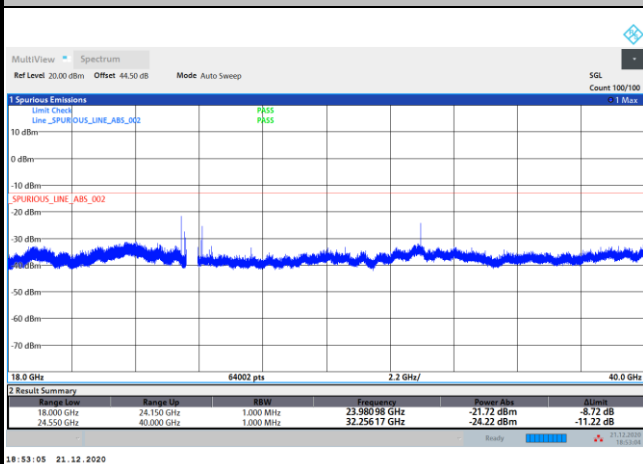
Middle Channel / 50MHz



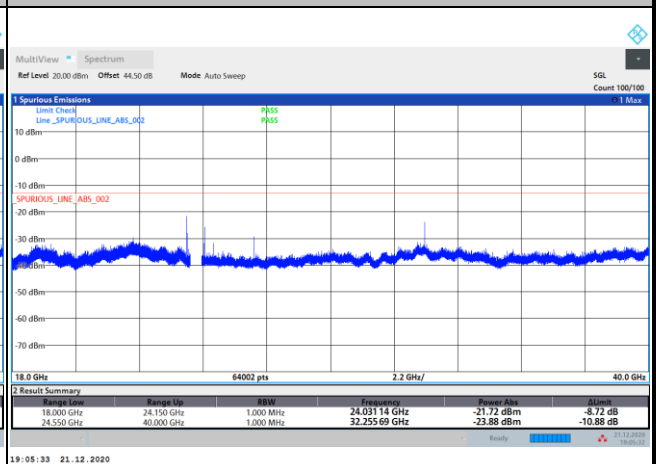
Middle Channel / 100MHz



Highest Channel / 50MHz



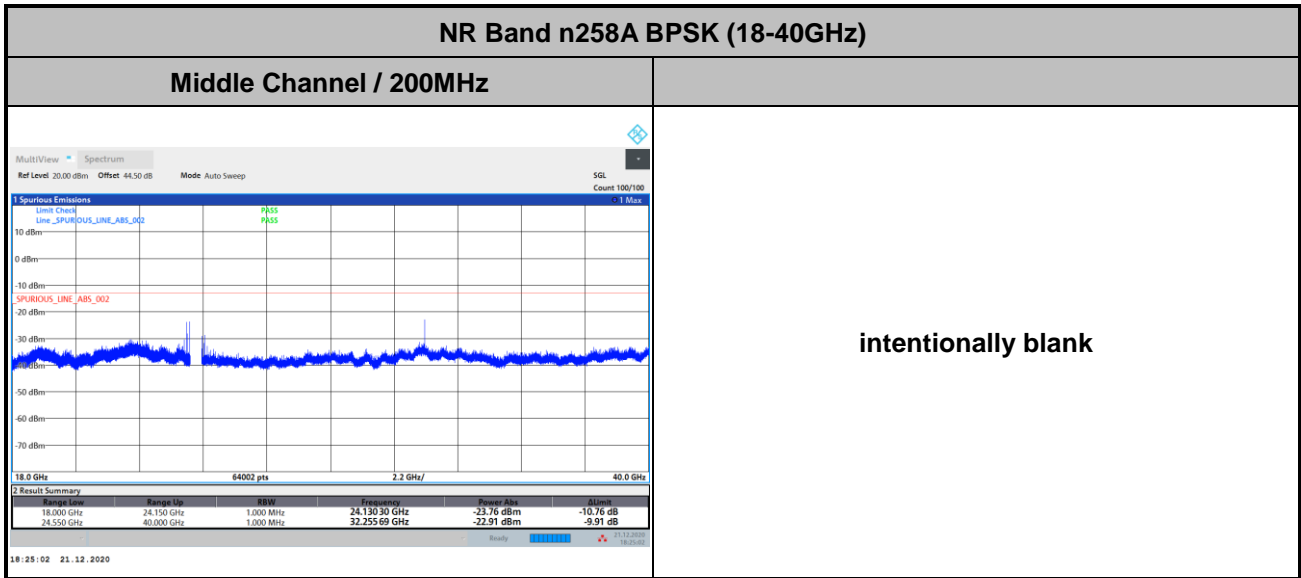
Highest Channel / 100MHz



Remark: In band and out of band frequencies are omitted.



AG1 DFT-s-OFDM Module 0



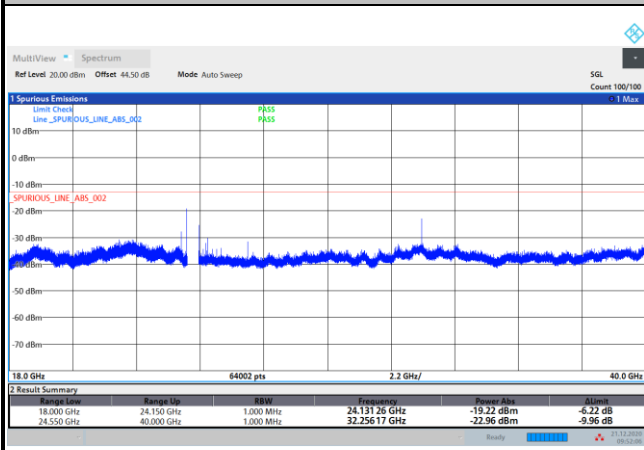
**Remark:** In band and out of band frequencies are omitted.



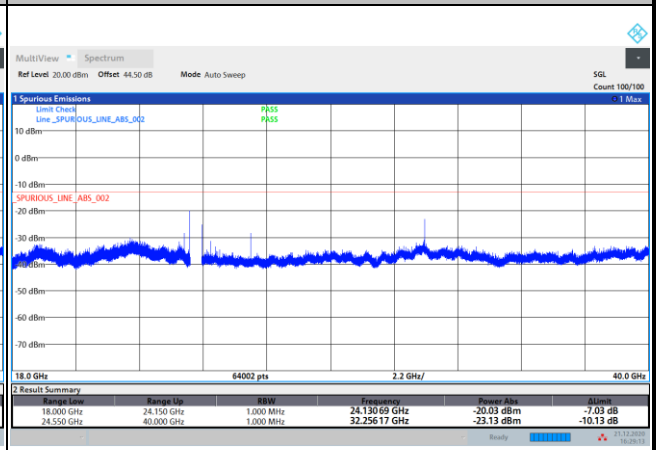
AG1 DFT-s-OFDM Module 0

NR Band n258A QPSK (18-40GHz)

Lowest Channel / 50MHz



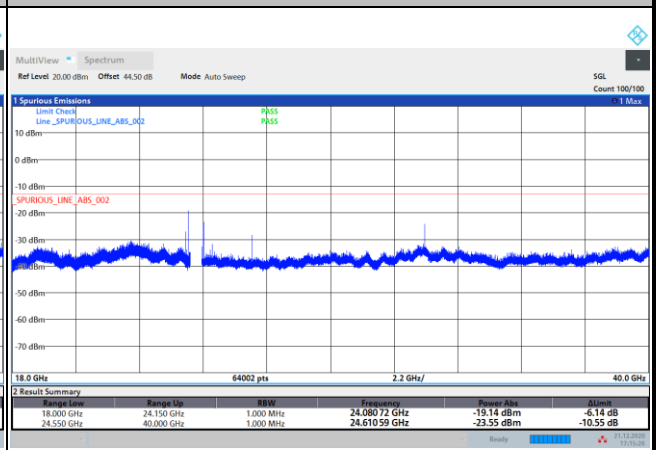
Lowest Channel / 100MHz



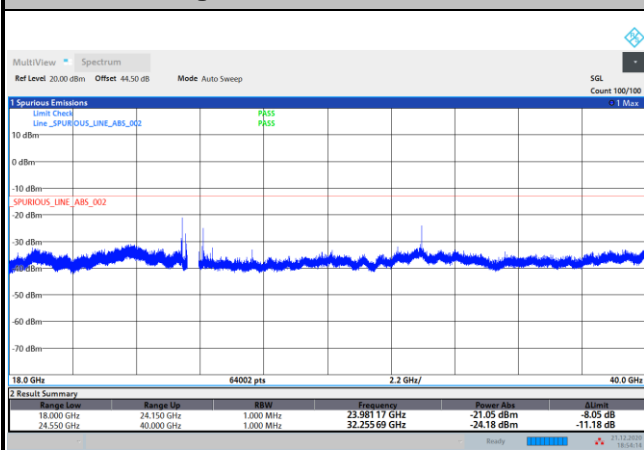
Middle Channel / 50MHz



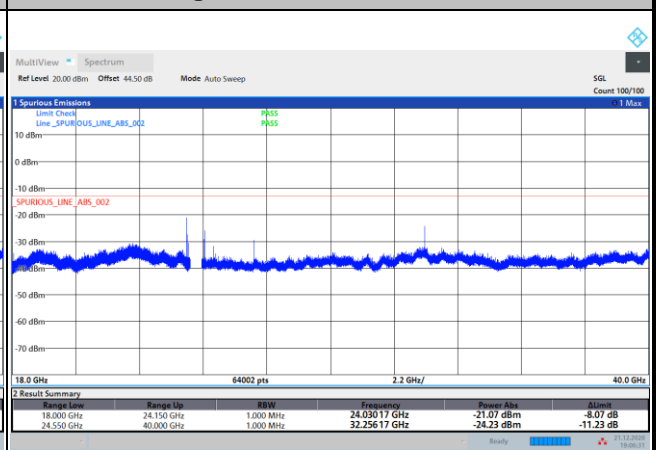
Middle Channel / 100MHz



Highest Channel / 50MHz



Highest Channel / 100MHz

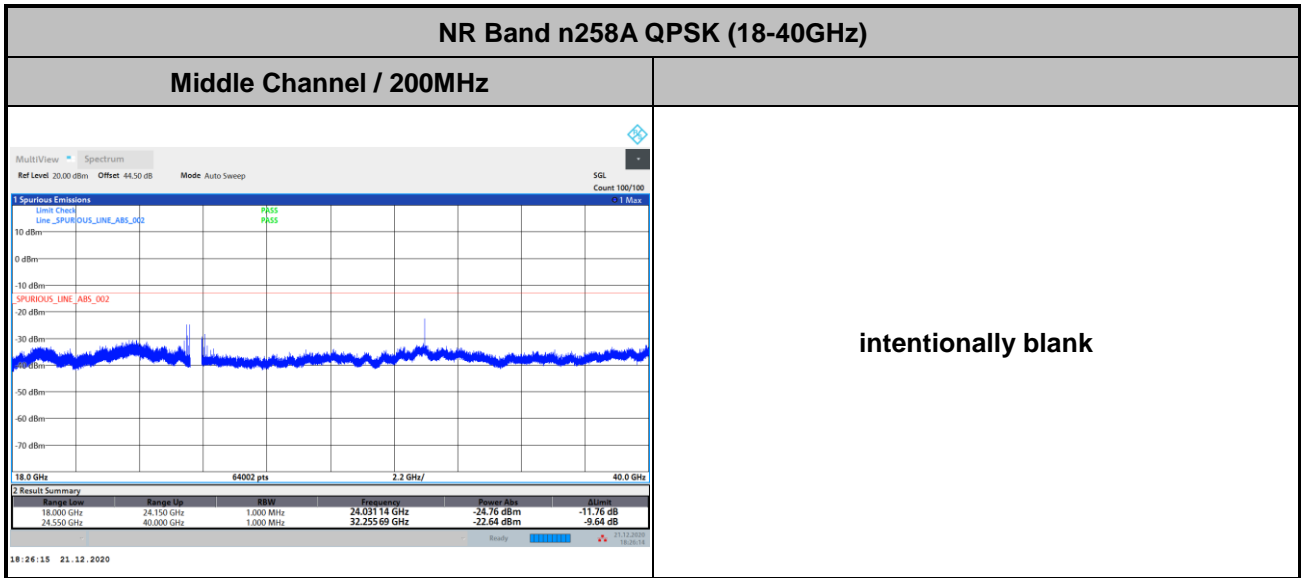


Remark: In band and out of band frequencies are omitted.





AG1 DFT-s-OFDM Module 0



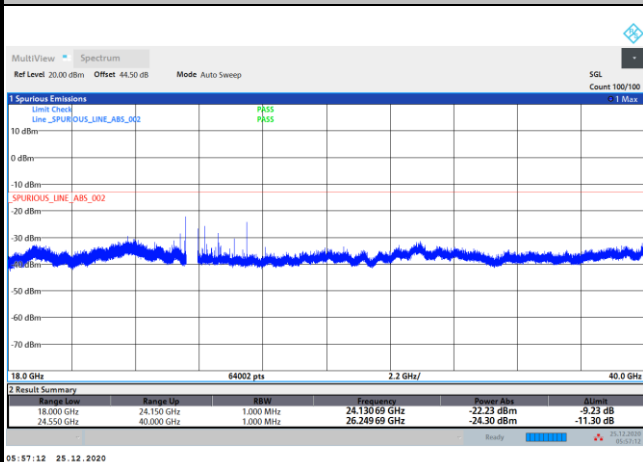
**Remark:** In band and out of band frequencies are omitted.



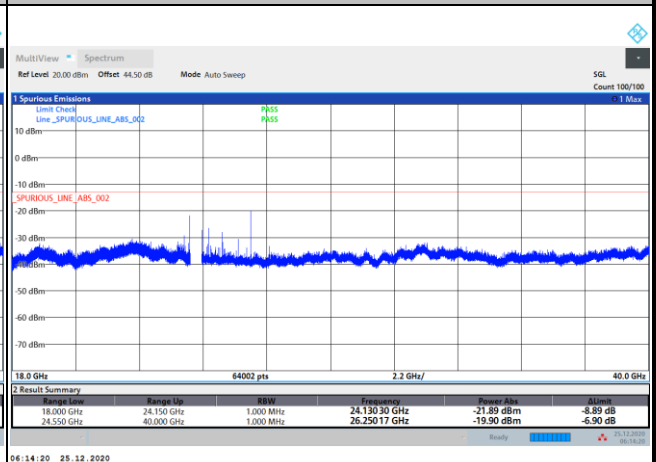
AG0+1 DFT-s-OFDM Module 0

NR Band n258A BPSK (18-40GHz)

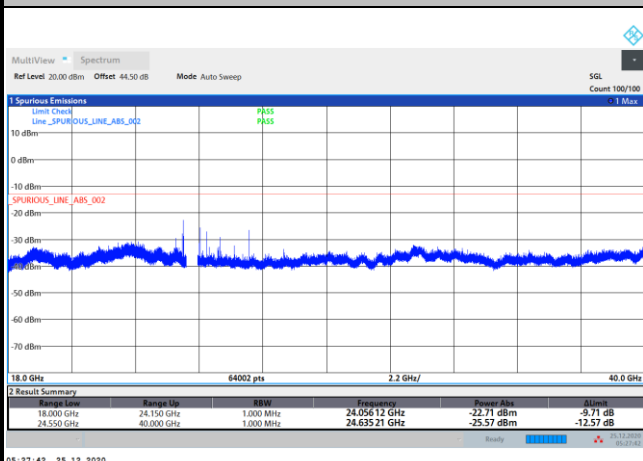
Lowest Channel / 50MHz



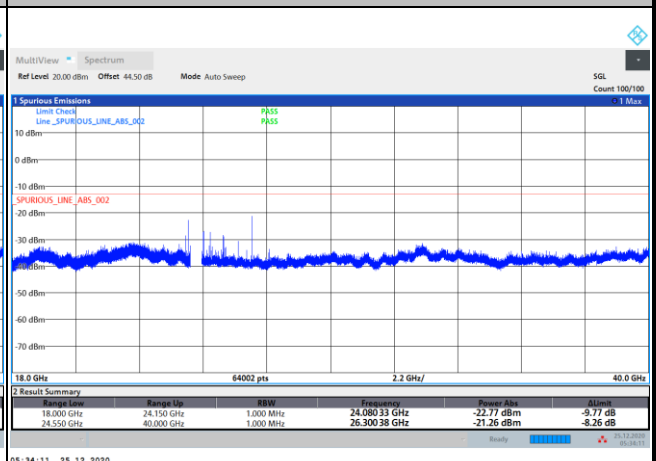
Lowest Channel / 100MHz



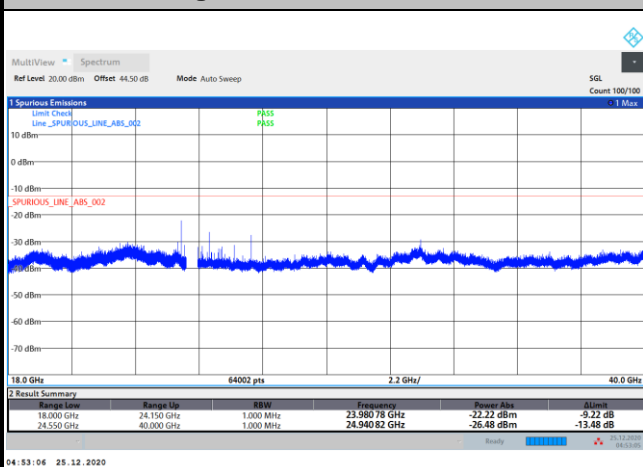
Middle Channel / 50MHz



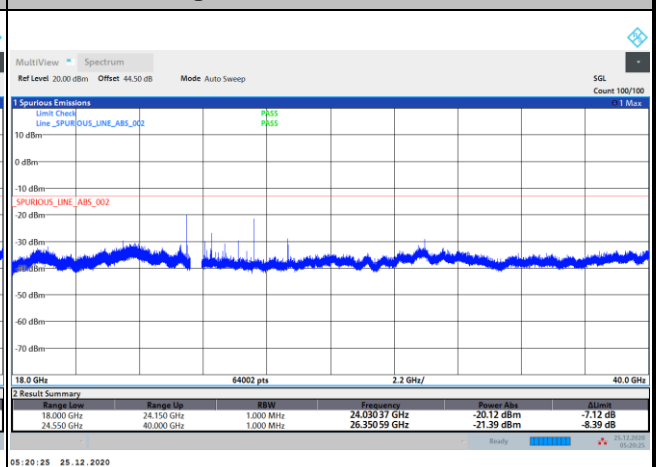
Middle Channel / 100MHz



Highest Channel / 50MHz



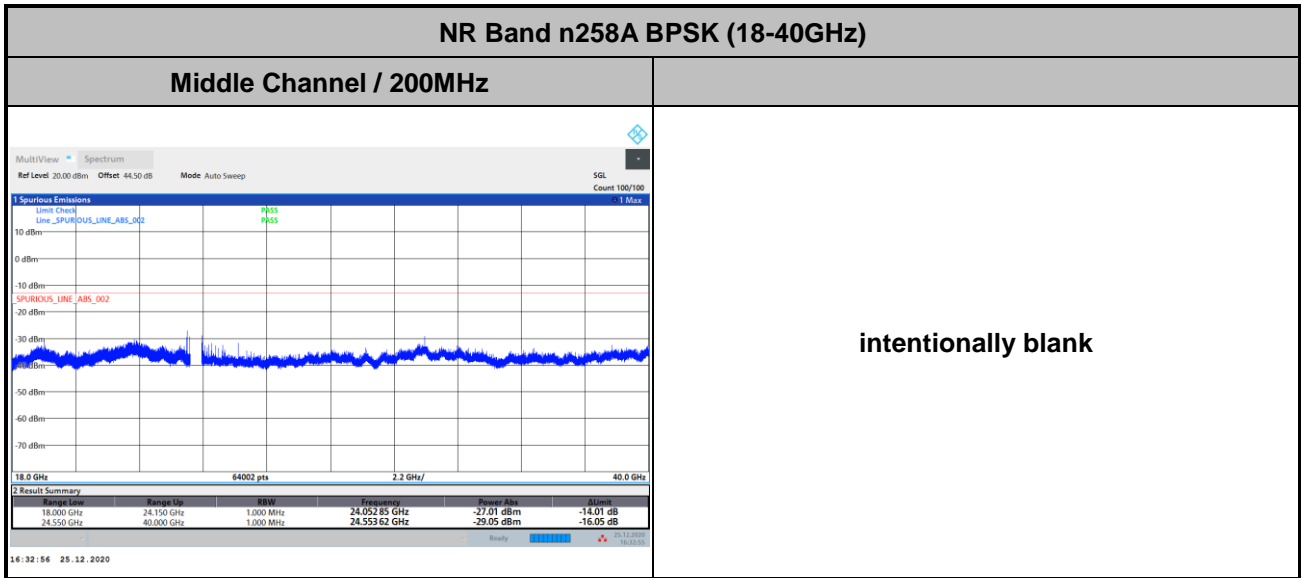
Highest Channel / 100MHz



Remark: In band and out of band frequencies are omitted.



AG0+1 DFT-s-OFDM Module 0



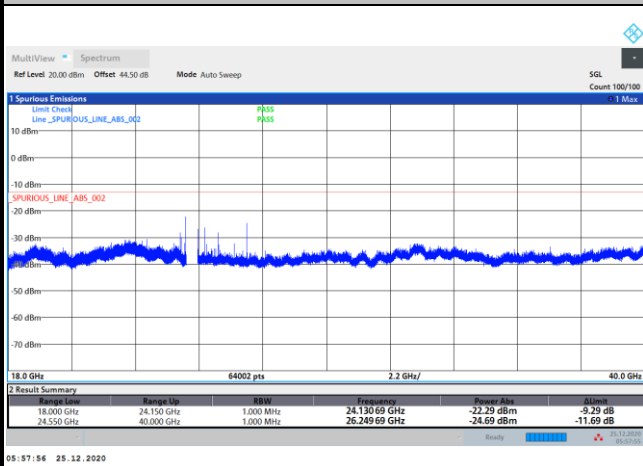
**Remark:** In band and out of band frequencies are omitted.



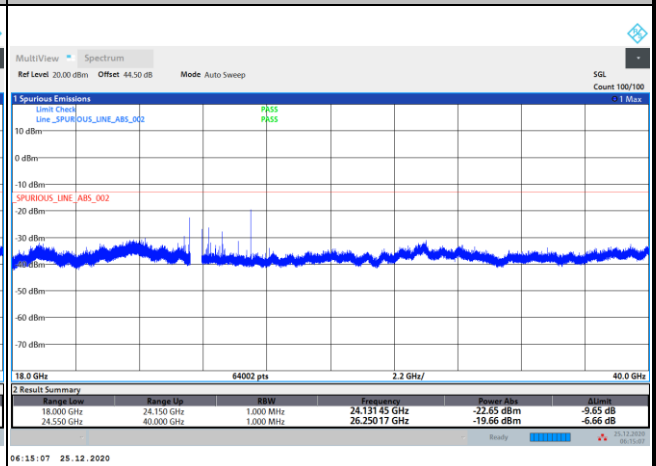
AG0+1 DFT-s-OFDM Module 0

NR Band n258A QPSK (18-40GHz)

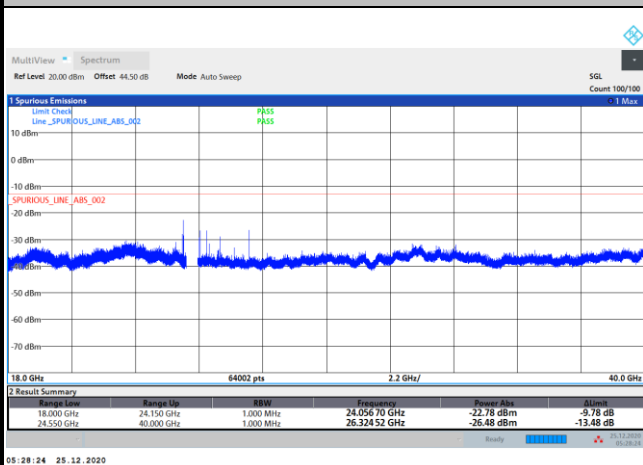
Lowest Channel / 50MHz



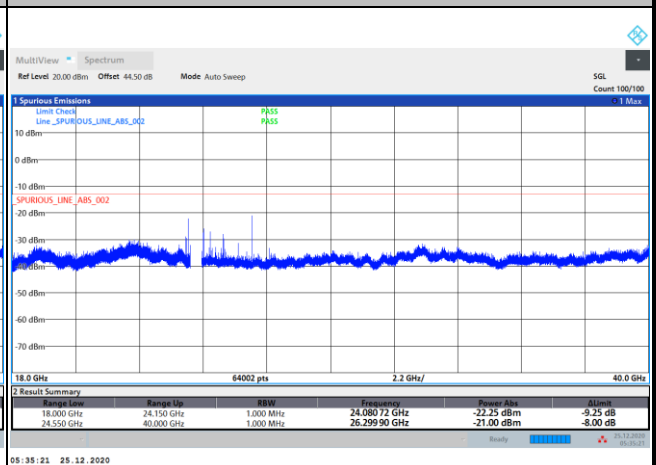
Lowest Channel / 100MHz



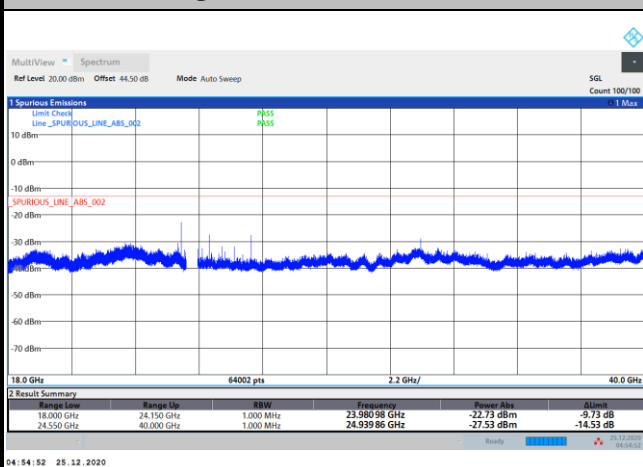
Middle Channel / 50MHz



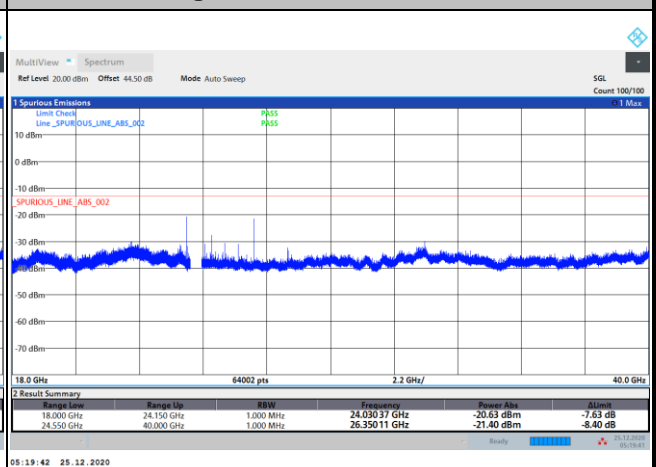
Middle Channel / 100MHz



Highest Channel / 50MHz



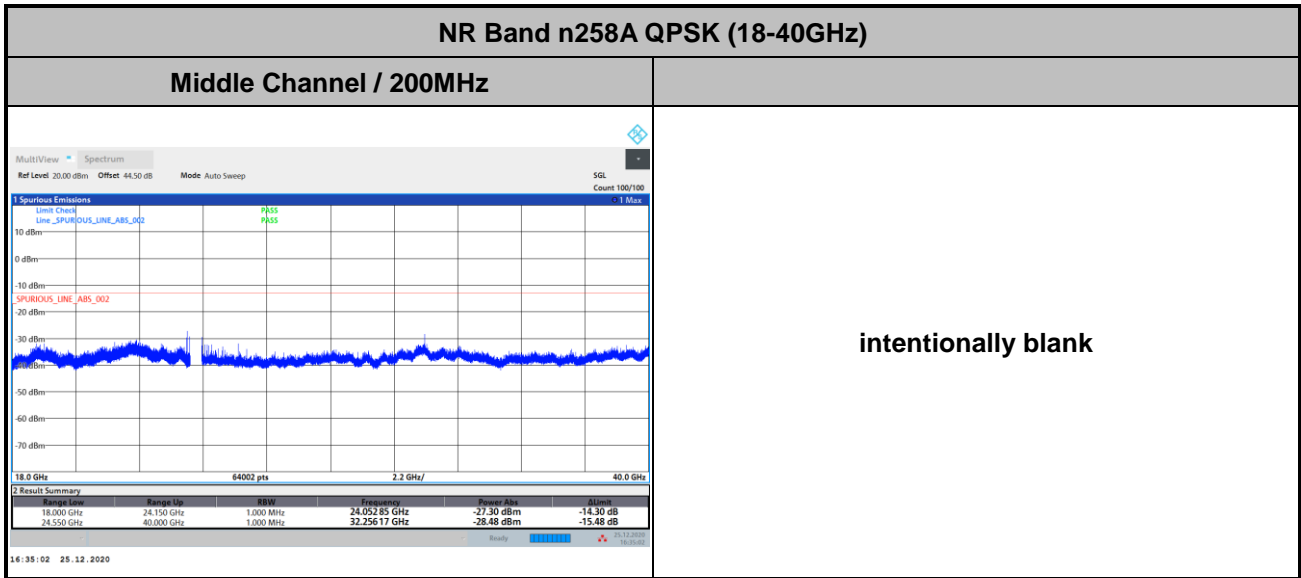
Highest Channel / 100MHz



Remark: In band and out of band frequencies are omitted.



AG0+1 DFT-s-OFDM Module 0



Remark: In band and out of band frequencies are omitted.



There is no significant spurious emission signal found for frequency started from 40GHz up to 100GHz. Only the noise floor is reported.

