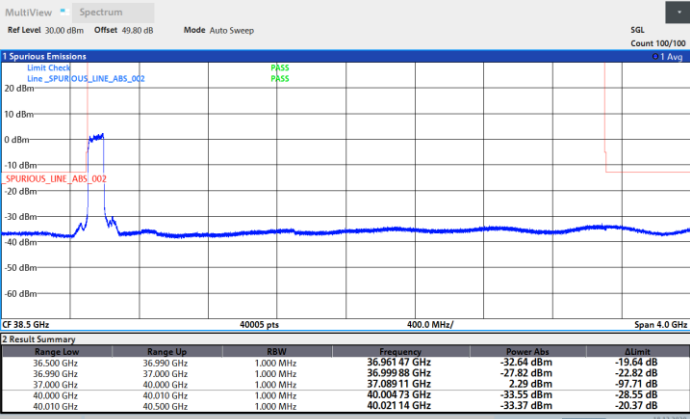




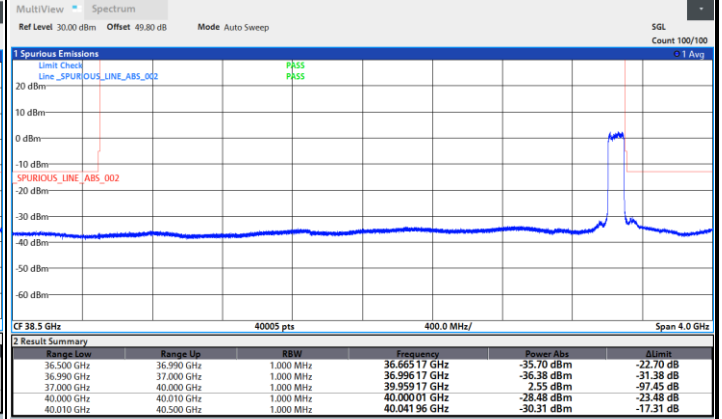
DFT-s-OFDM Module 2

NR Band n260 / 100MHz / BPSK

Lowest Band Edge / Full RB

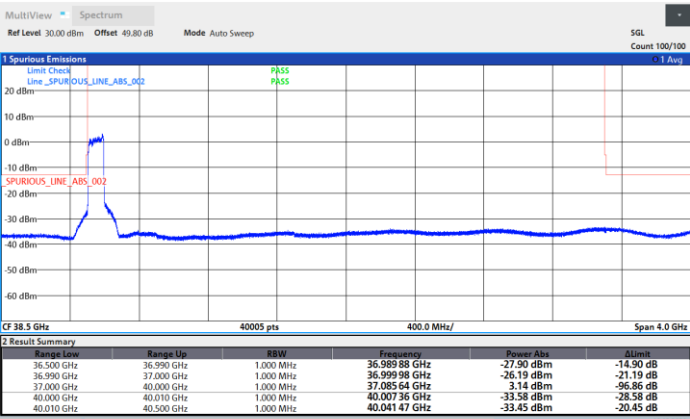


Highest Band Edge / Full RB

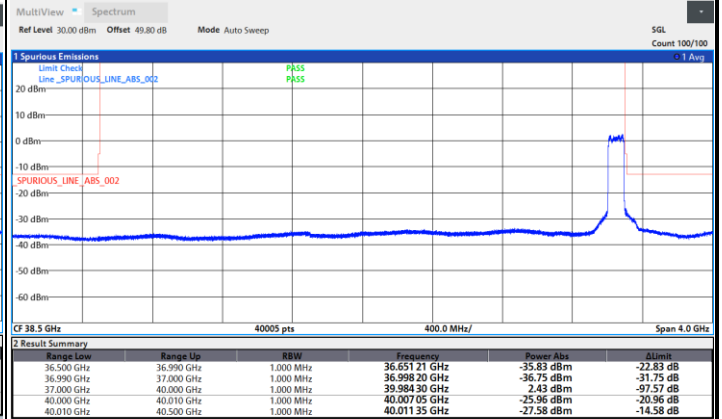


NR Band n260 / 100MHz / QPSK

Lowest Band Edge / Full RB



Highest Band Edge / Full RB



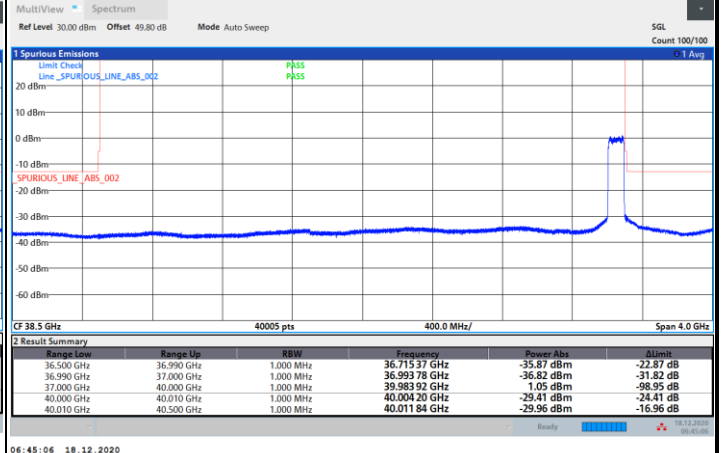
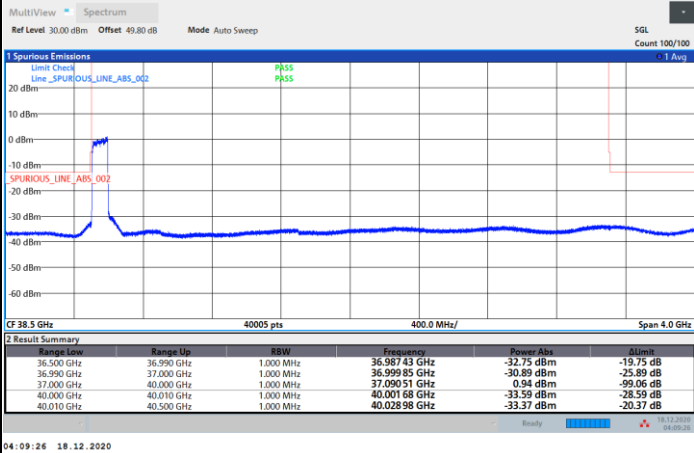


DFT-s-OFDM Module 2

NR Band n260 / 100MHz / 16QAM

Lowest Band Edge / Full RB

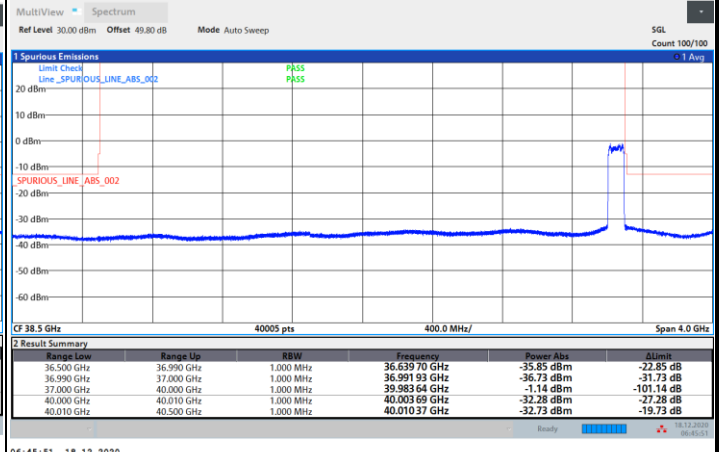
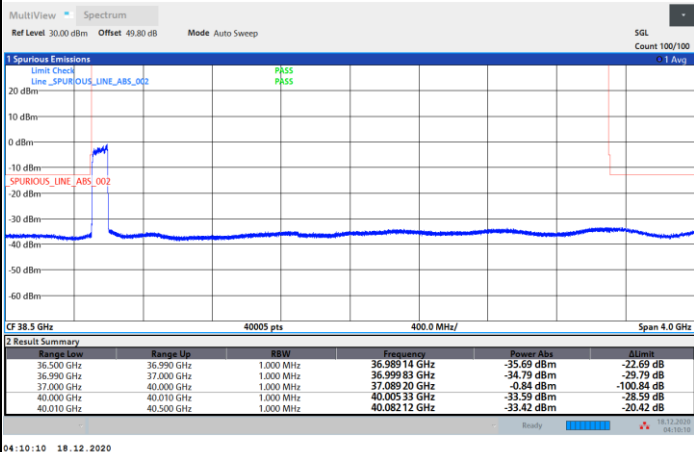
Highest Band Edge / Full RB



NR Band n260 / 100MHz / 64QAM

Lowest Band Edge / Full RB

Highest Band Edge / Full RB

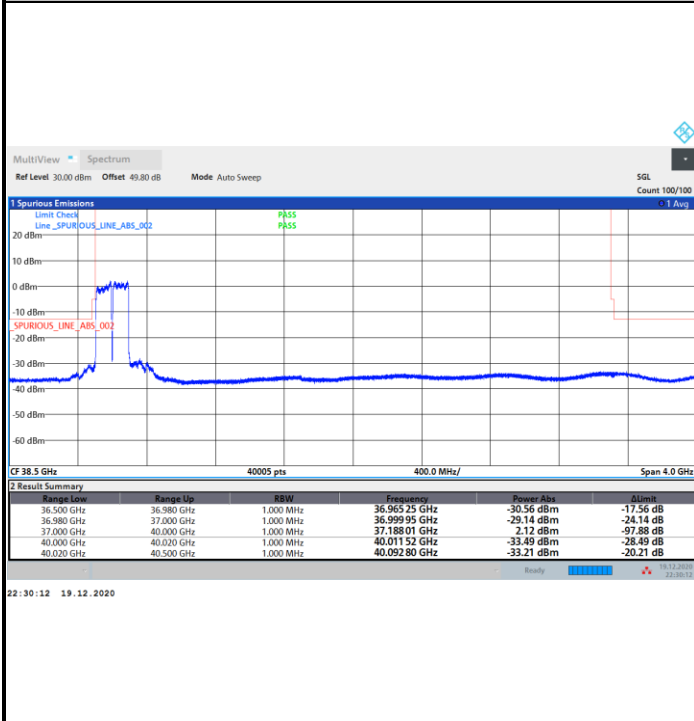




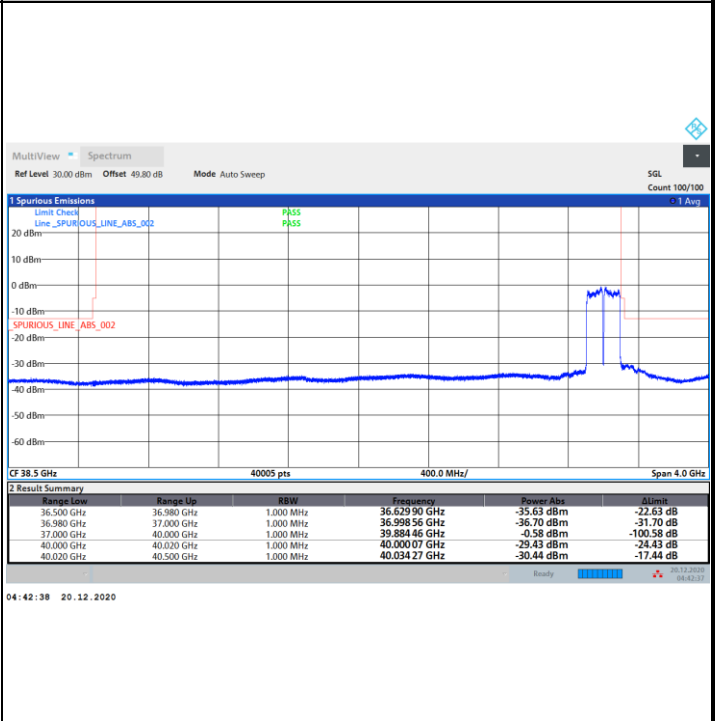
DFT-s-OFDM Module 2

NR Band n260 / 200MHz / BPSK

Lowest Band Edge / Full RB



Highest Band Edge / Full RB

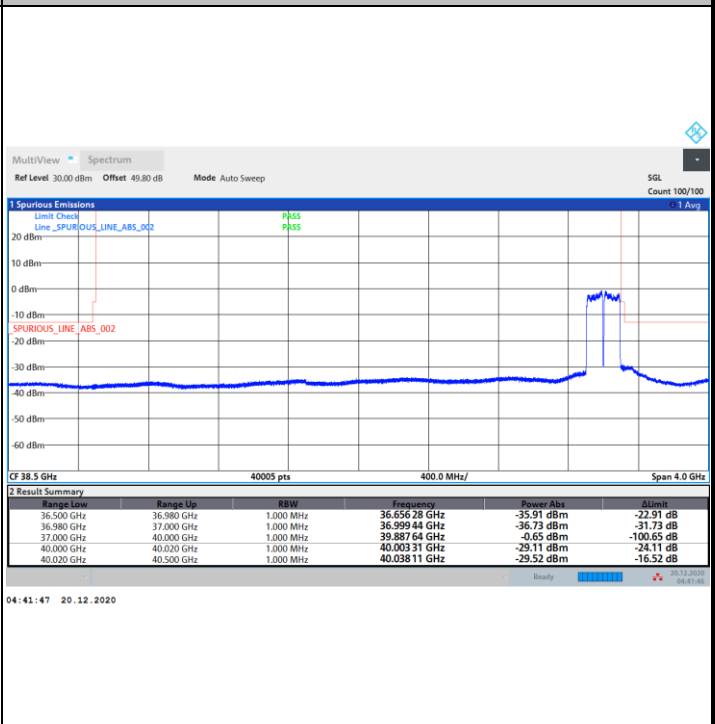


NR Band n260 / 200MHz / QPSK

Lowest Band Edge / Full RB



Highest Band Edge / Full RB

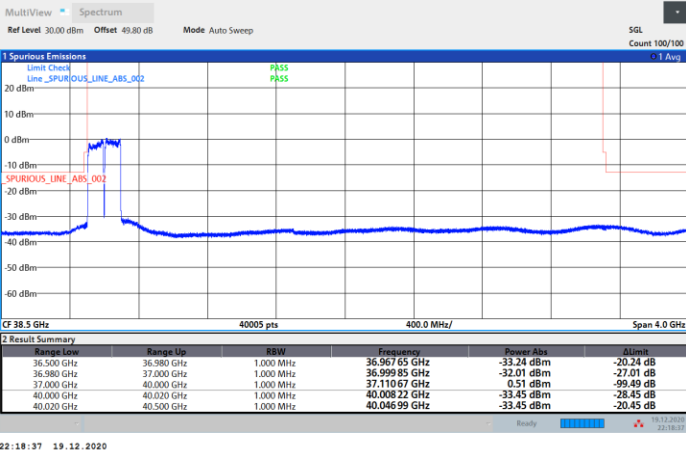




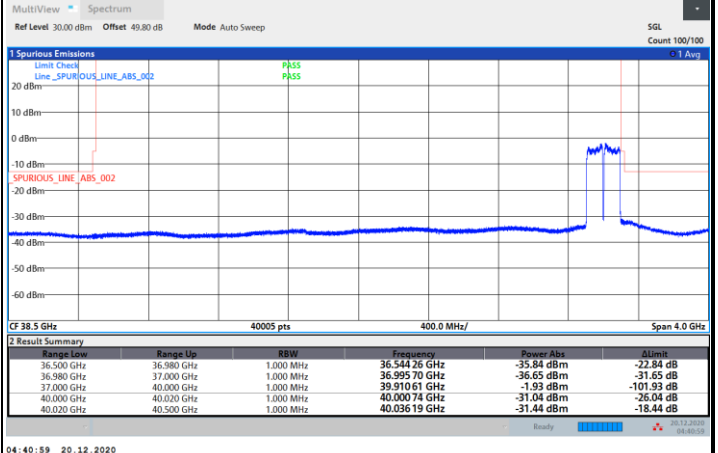
DFT-s-OFDM Module 2

NR Band n260 / 200MHz / 16QAM

Lowest Band Edge / Full RB

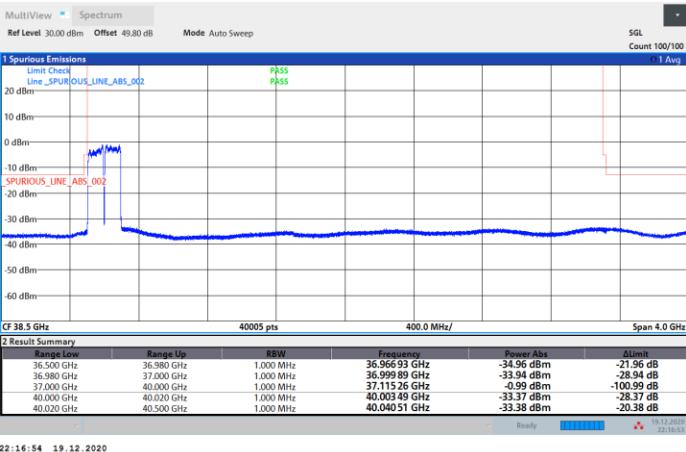


Highest Band Edge / Full RB

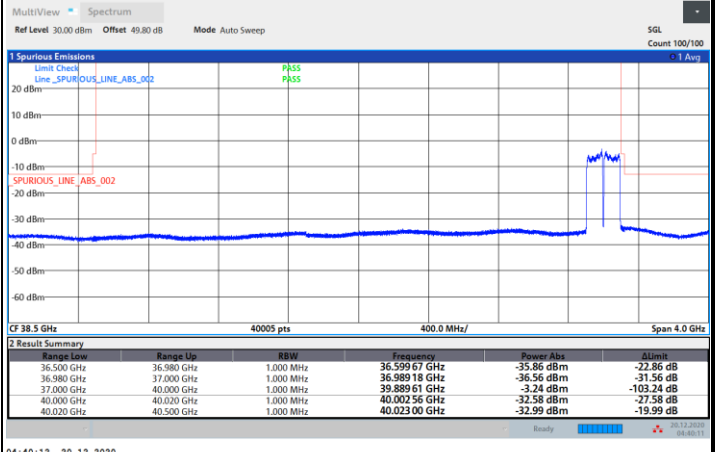


NR Band n260 / 200MHz / 64QAM

Lowest Band Edge / Full RB



Highest Band Edge / Full RB





AG0+1

Mode			DFT-s-OFDM Module 2 NR Band n260 : BE (dBm) 1 RB											
BW			50MHz				100MHz				200MHz			
Limit (dBm)			BPSK	QPSK	16QAM	64QAM	BPSK	QPSK	16QAM	64QAM	BPSK	QPSK	16QAM	64QAM
Low CH	0~10%OB	≤-5	-13.22	-14.51	-16.48	-18.08	-14.90	-15.95	-17.12	-19.05	-26.18	-25.32	-24.80	-23.20
	>10%OB	≤-13	-24.72	-26.11	-27.21	-29.73	-28.98	-28.87	-29.62	-30.85	-24.44	-23.57	-21.49	-23.24
High CH	0~10%OB	≤-5	-21.30	-20.55	-22.21	-23.14	-19.49	-19.59	-20.44	-22.24	-28.74	-28.82	-27.45	-27.52
	>10%OB	≤-13	-28.75	-28.58	-29.88	-31.35	-29.44	-29.93	-30.44	-31.04	-23.10	-21.89	-18.45	-17.45
Result			Compliance											

Mode			DFT-s-OFDM Module 2 NR Band n260 : BE (dBm) Full RB											
BW			50MHz				100MHz				200MHz			
Limit (dBm)			BPSK	QPSK	16QAM	64QAM	BPSK	QPSK	16QAM	64QAM	BPSK	QPSK	16QAM	64QAM
Low CH	0~10%OB	≤-5	-26.25	-23.72	-29.11	-32.11	-29.46	-26.49	-31.81	-35.80	-34.88	-34.41	-37.07	-39.13
	>10%OB	≤-13	-24.90	-19.41	-26.57	-31.81	-29.20	-22.83	-28.97	-34.17	-29.88	-29.98	-32.59	-35.36
High CH	0~10%OB	≤-5	-30.19	-28.24	-32.20	-35.16	-31.28	-27.45	-33.21	-36.41	-34.41	-33.87	-36.17	-38.27
	>10%OB	≤-13	-27.24	-23.25	-27.75	-31.70	-28.37	-23.11	-28.35	-31.51	-28.42	-27.50	-30.20	-32.58
Result			Compliance											

Remark

- For 0~10%OB band edge, the antenna gain offset is included in order to compare to the conductive limit.
- For >10%OB Out of Band Emissions is EIRP

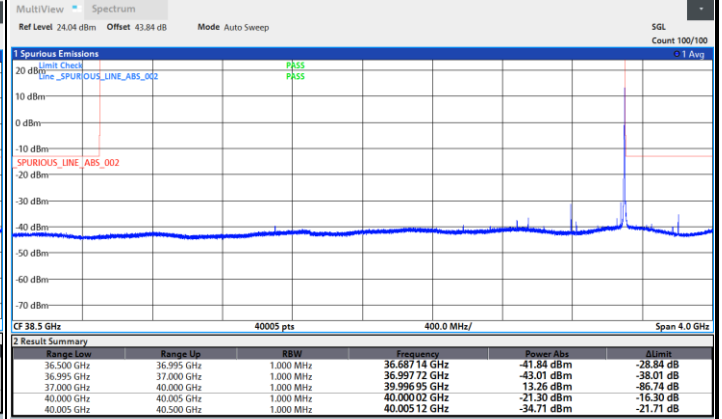
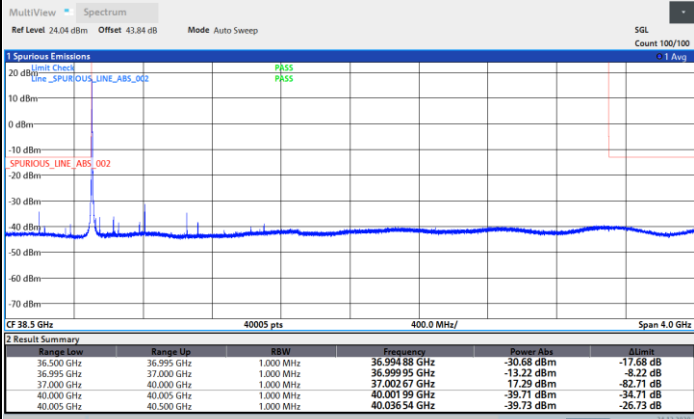


DFT-s-OFDM Module 2

NR Band n260 / 50MHz / BPSK

Lowest Band Edge / 1 RB

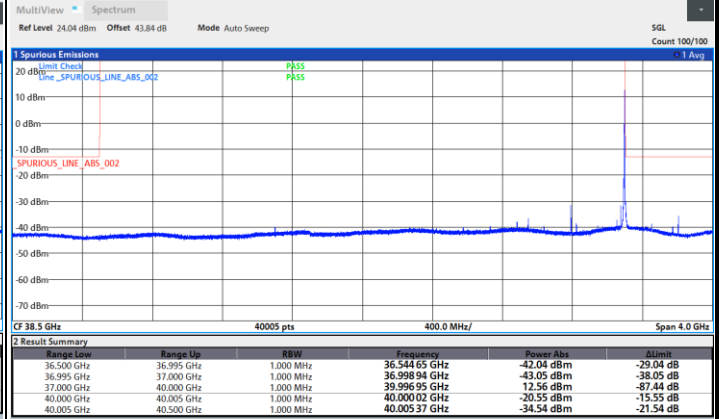
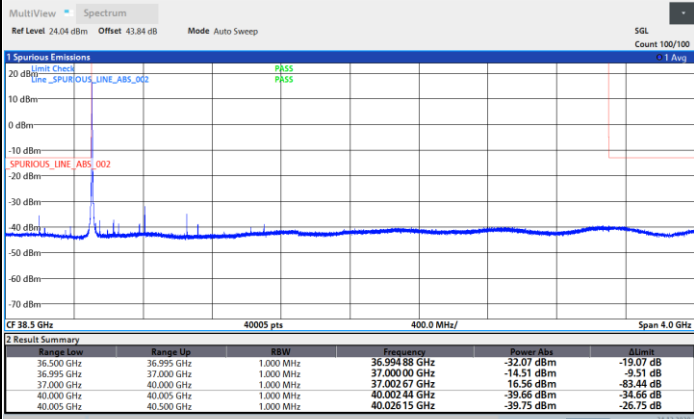
Highest Band Edge / 1 RB



NR Band n260 / 50MHz / QPSK

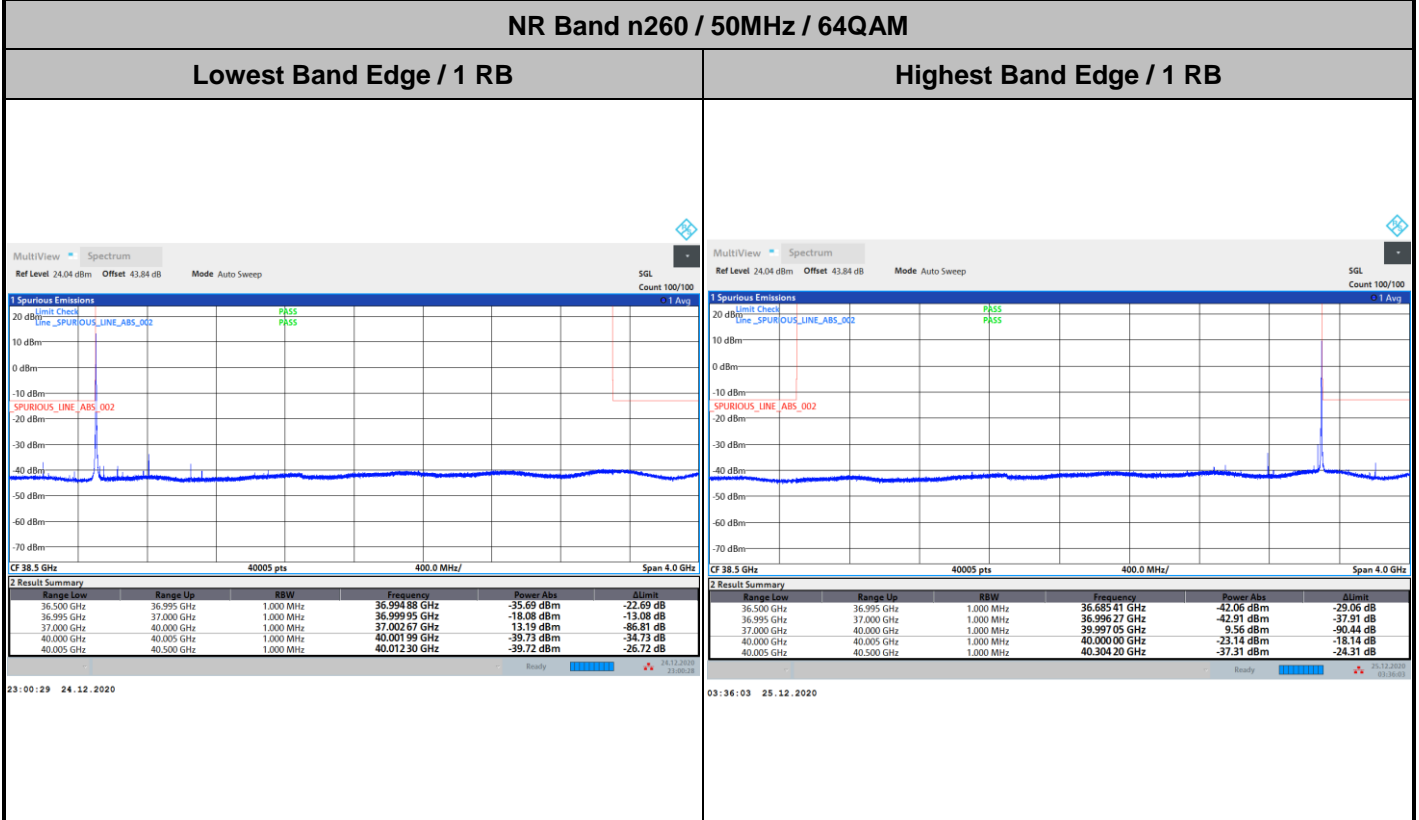
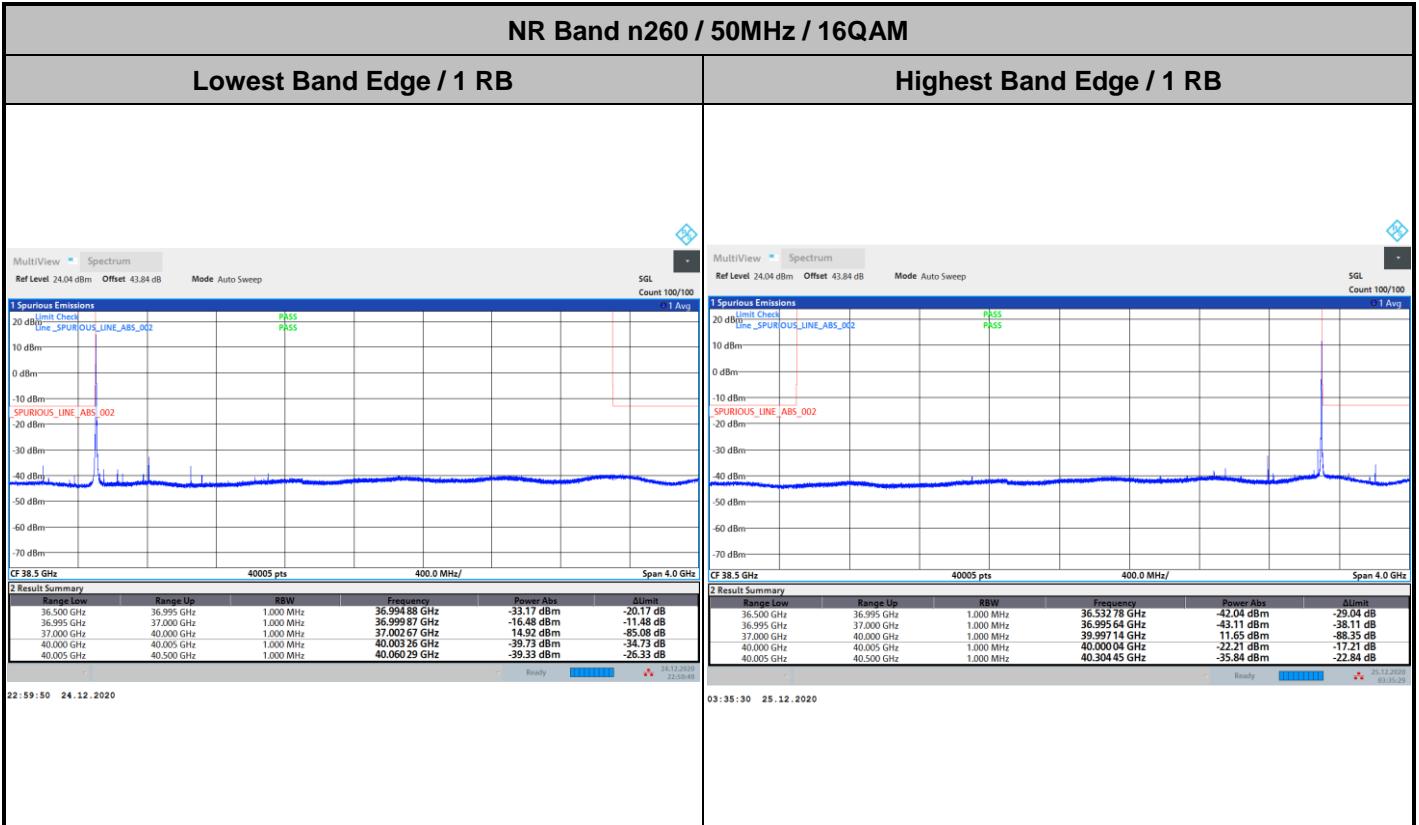
Lowest Band Edge / 1 RB

Highest Band Edge / 1 RB





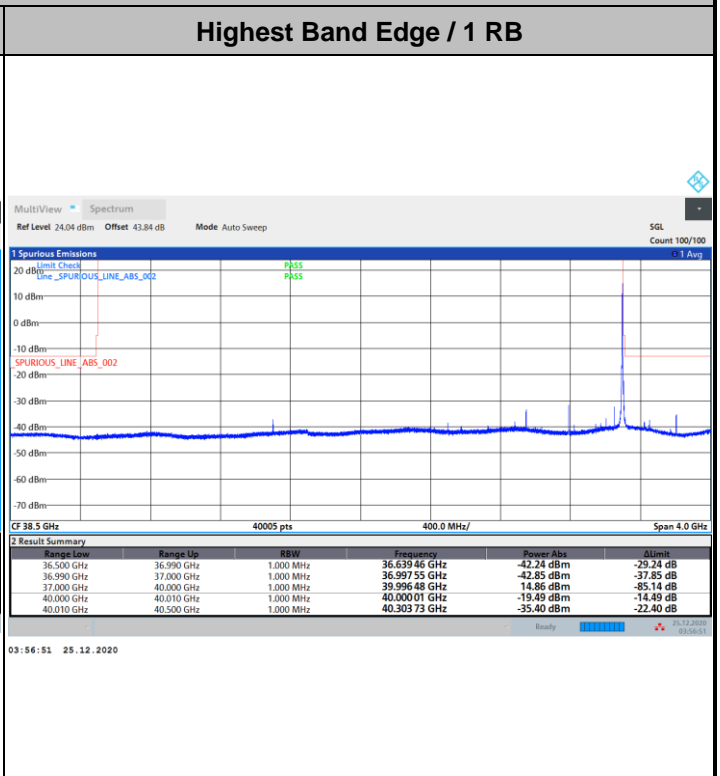
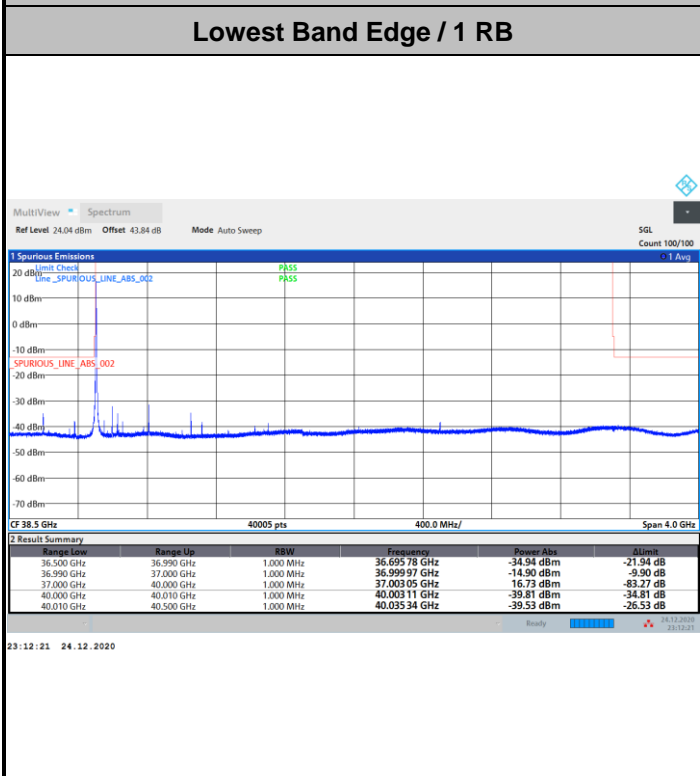
DFT-s-OFDM Module 2



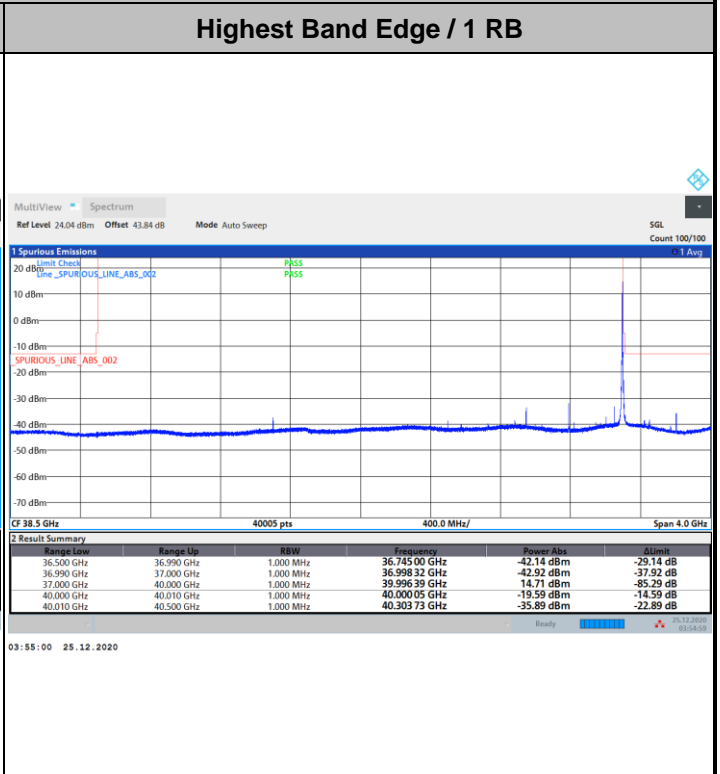
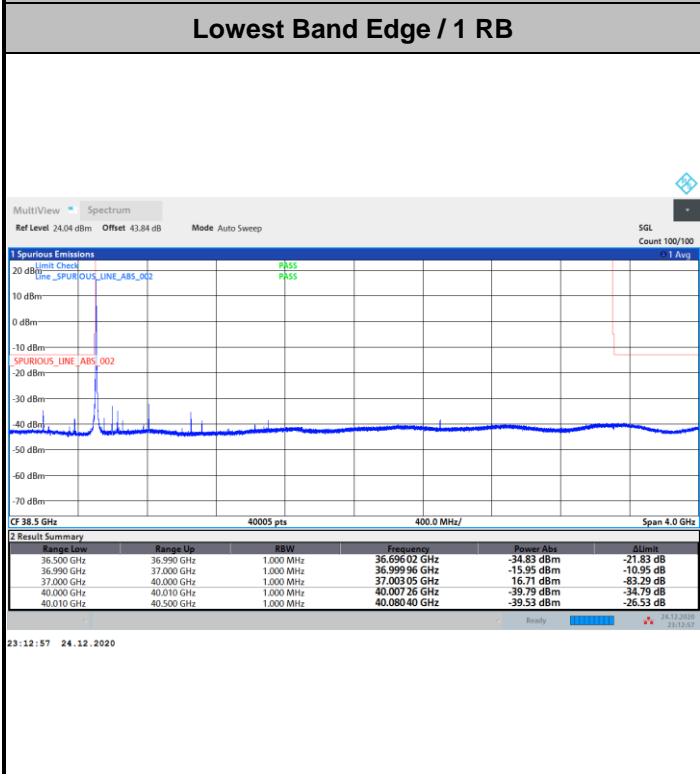


DFT-s-OFDM Module 2

NR Band n260 / 100MHz / BPSK



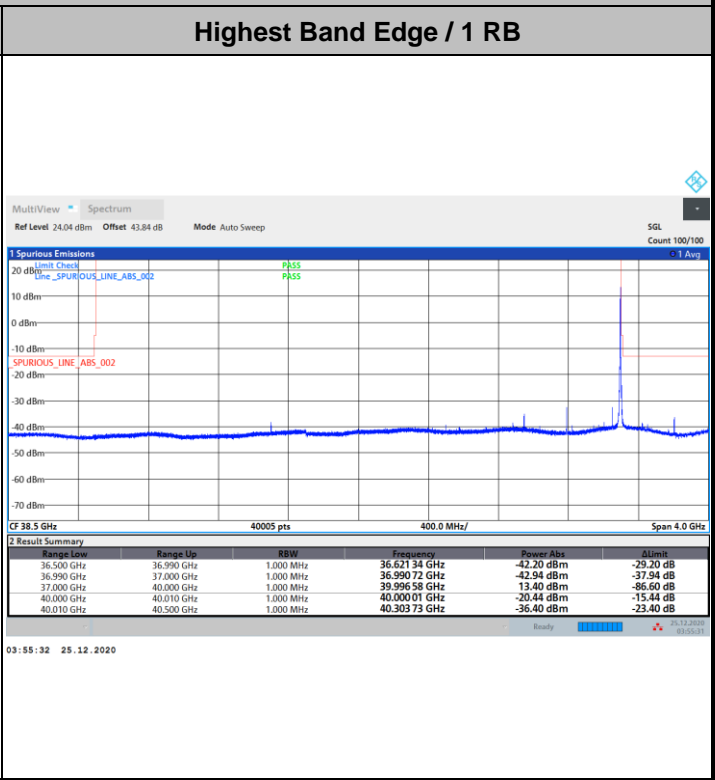
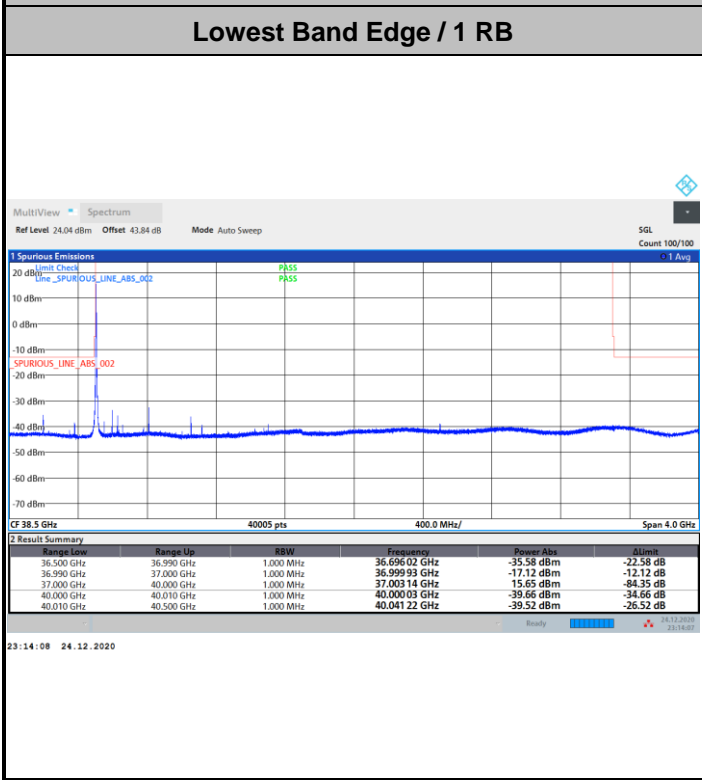
NR Band n260 / 100MHz / QPSK



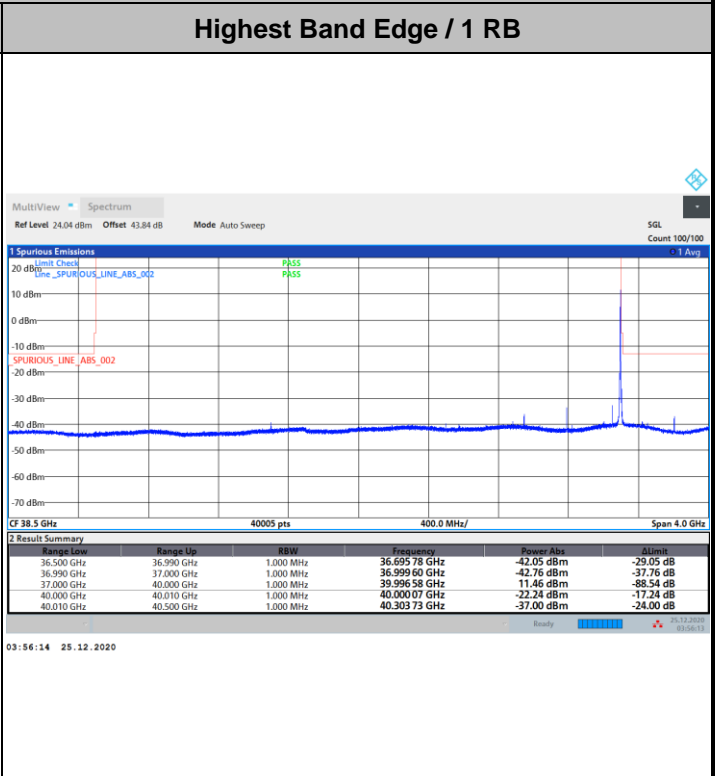
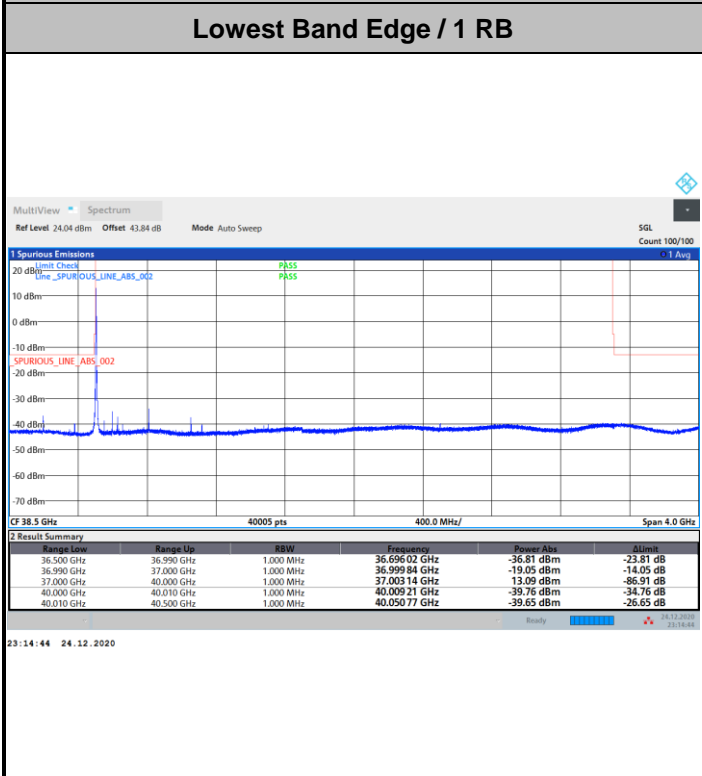


DFT-s-OFDM Module 2

NR Band n260 / 100MHz / 16QAM

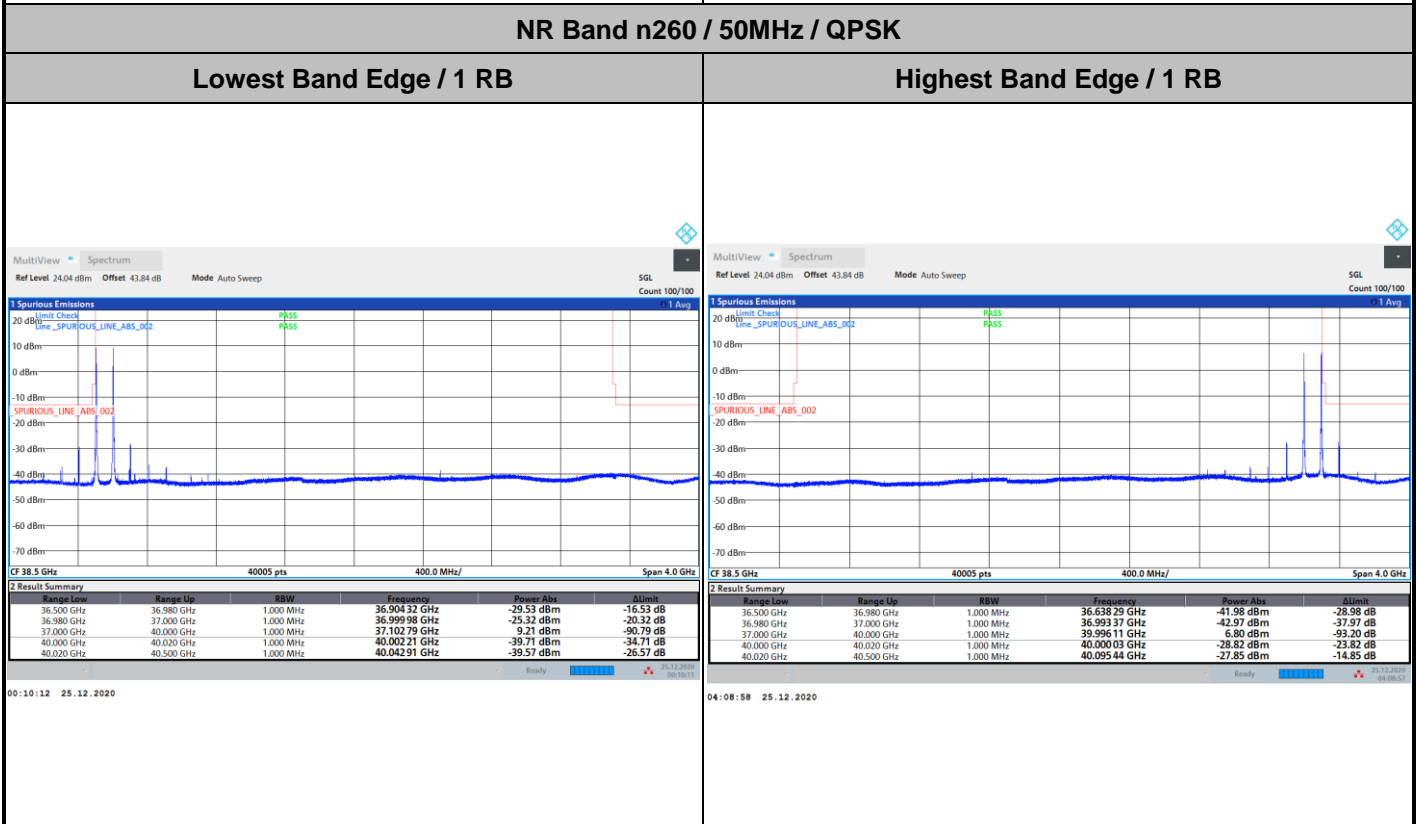
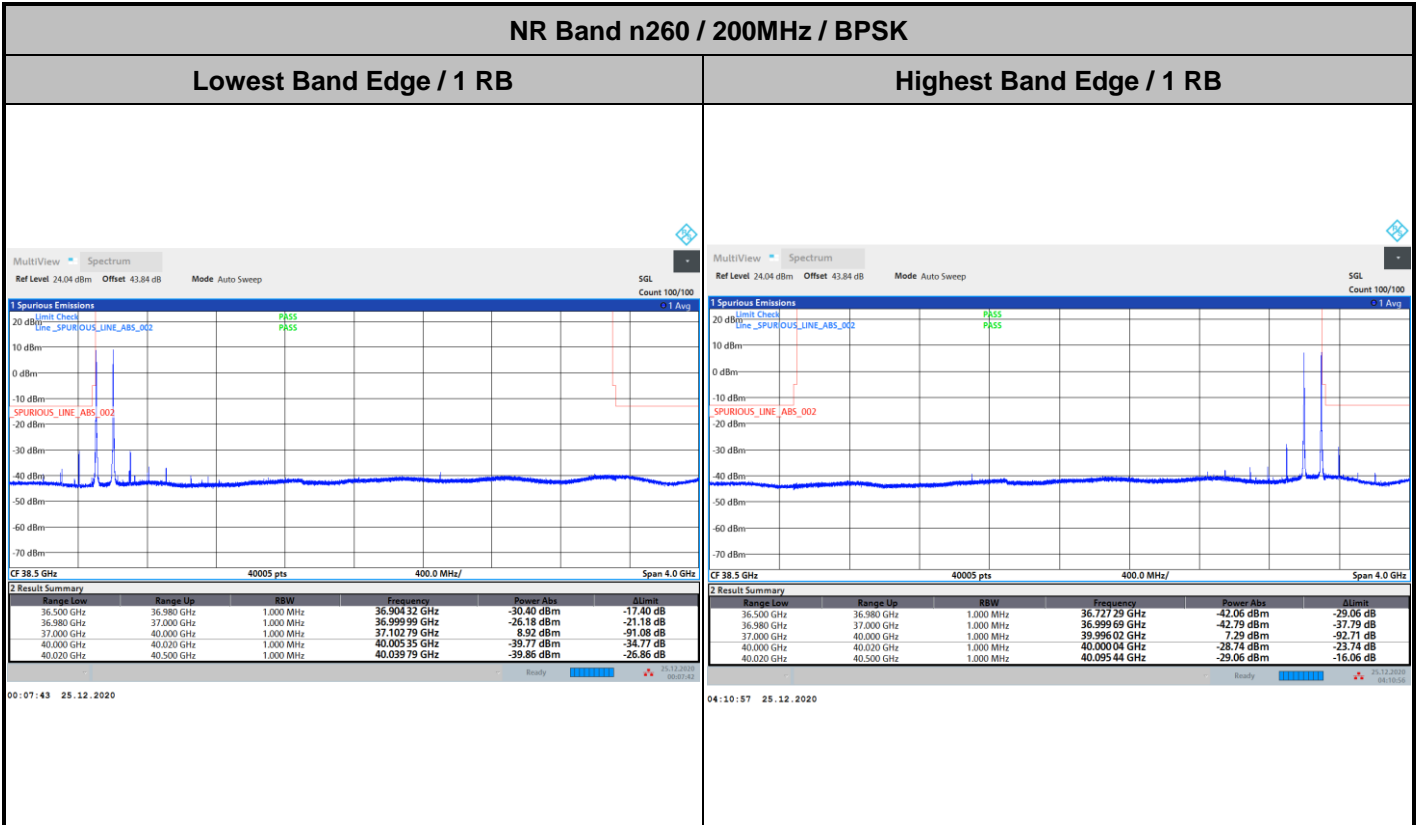


NR Band n260 / 100MHz / 64QAM





DFT-s-OFDM Module 2



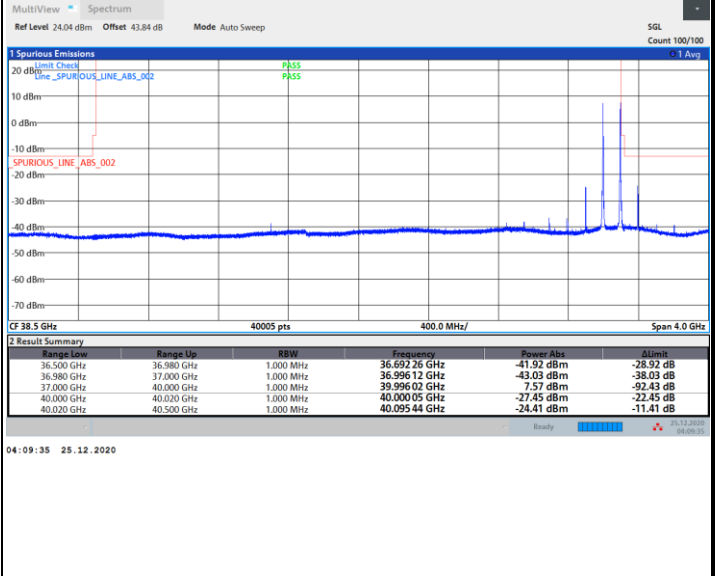
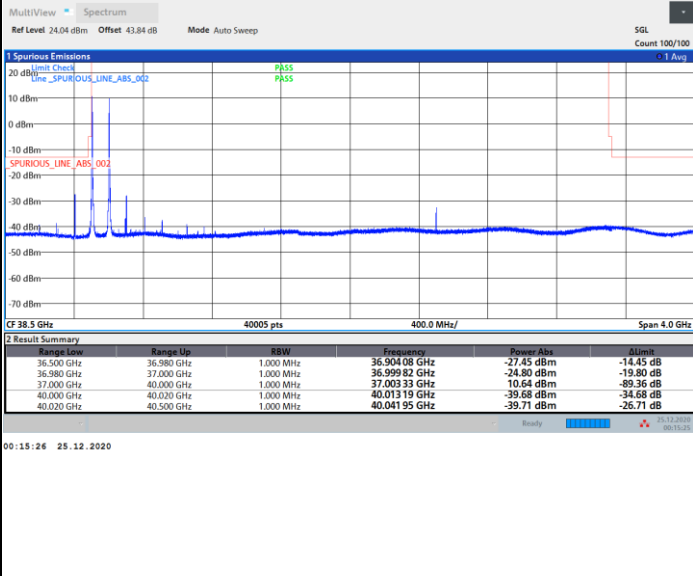


DFT-s-OFDM Module 2

NR Band n260 / 200MHz / 16QAM

Lowest Band Edge / 1 RB

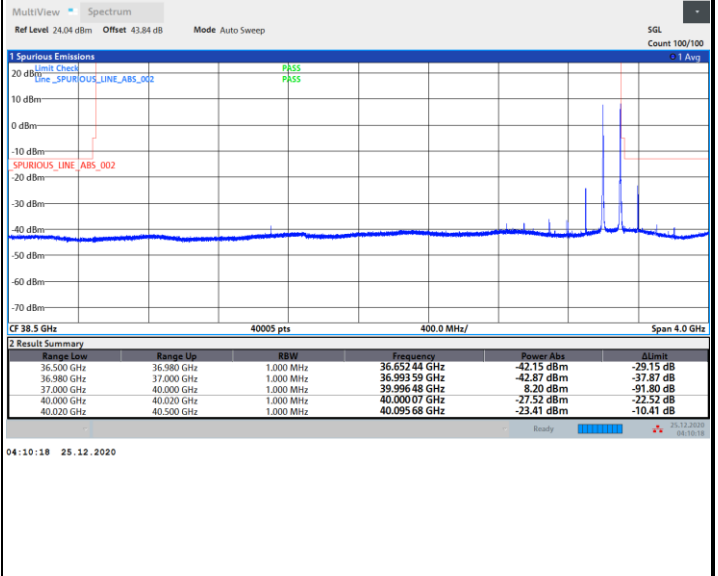
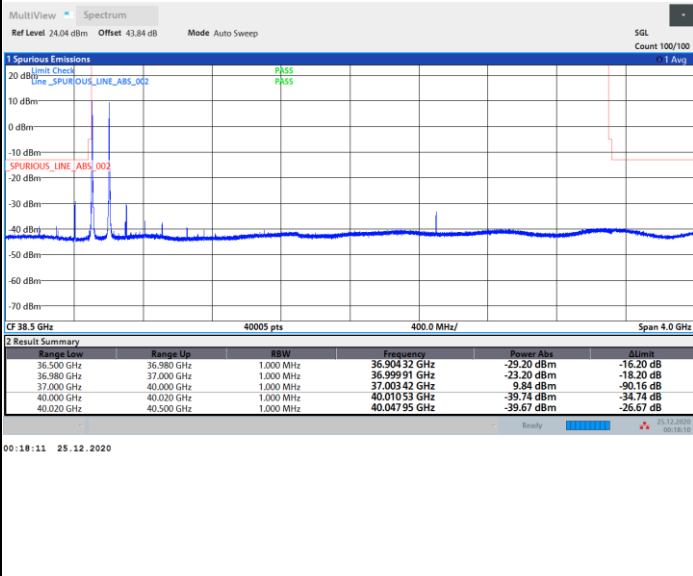
Highest Band Edge / 1 RB



NR Band n260 / 200MHz / 64QAM

Lowest Band Edge / 1 RB

Highest Band Edge / 1 RB



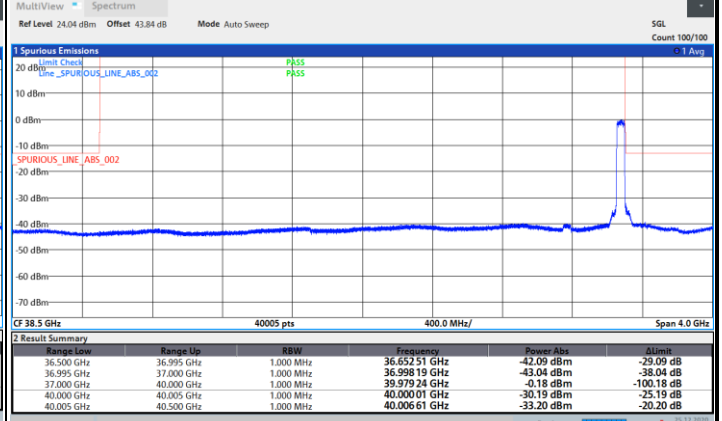
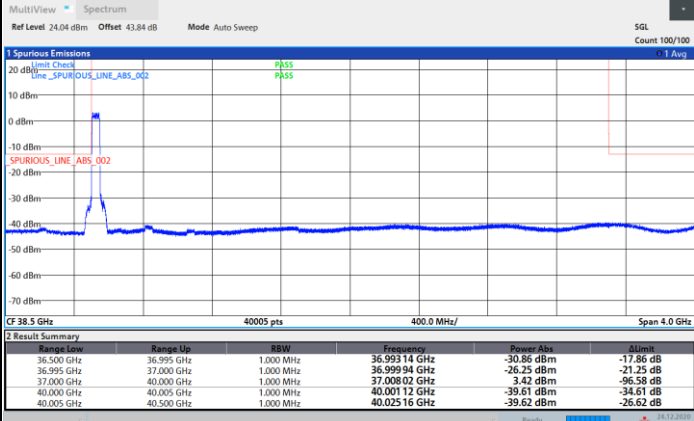


DFT-s-OFDM Module 2

NR Band n260 / 50MHz / BPSK

Lowest Band Edge / Full RB

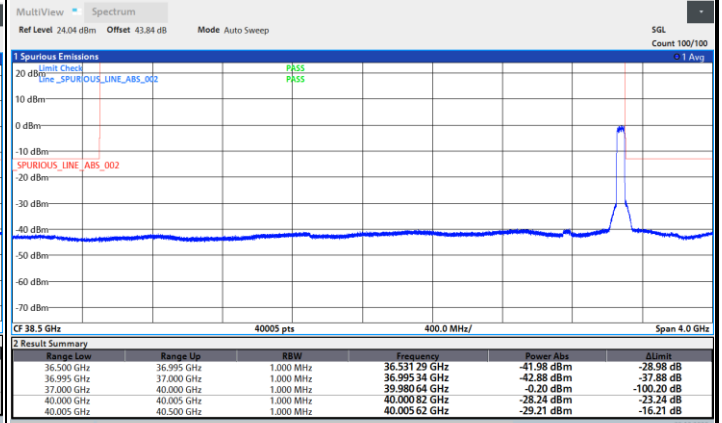
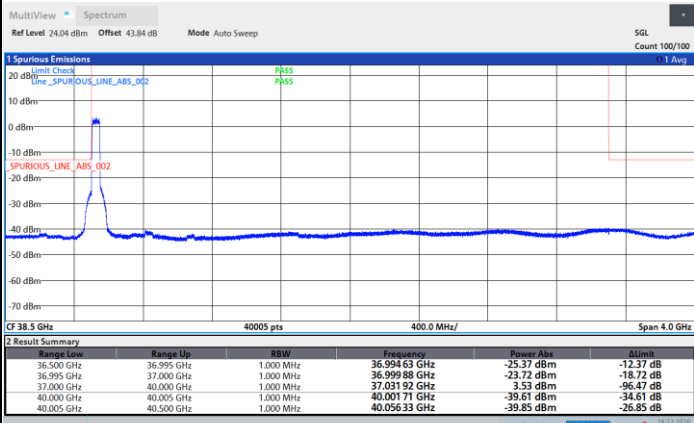
Highest Band Edge / Full RB



NR Band n260 / 50MHz / QPSK

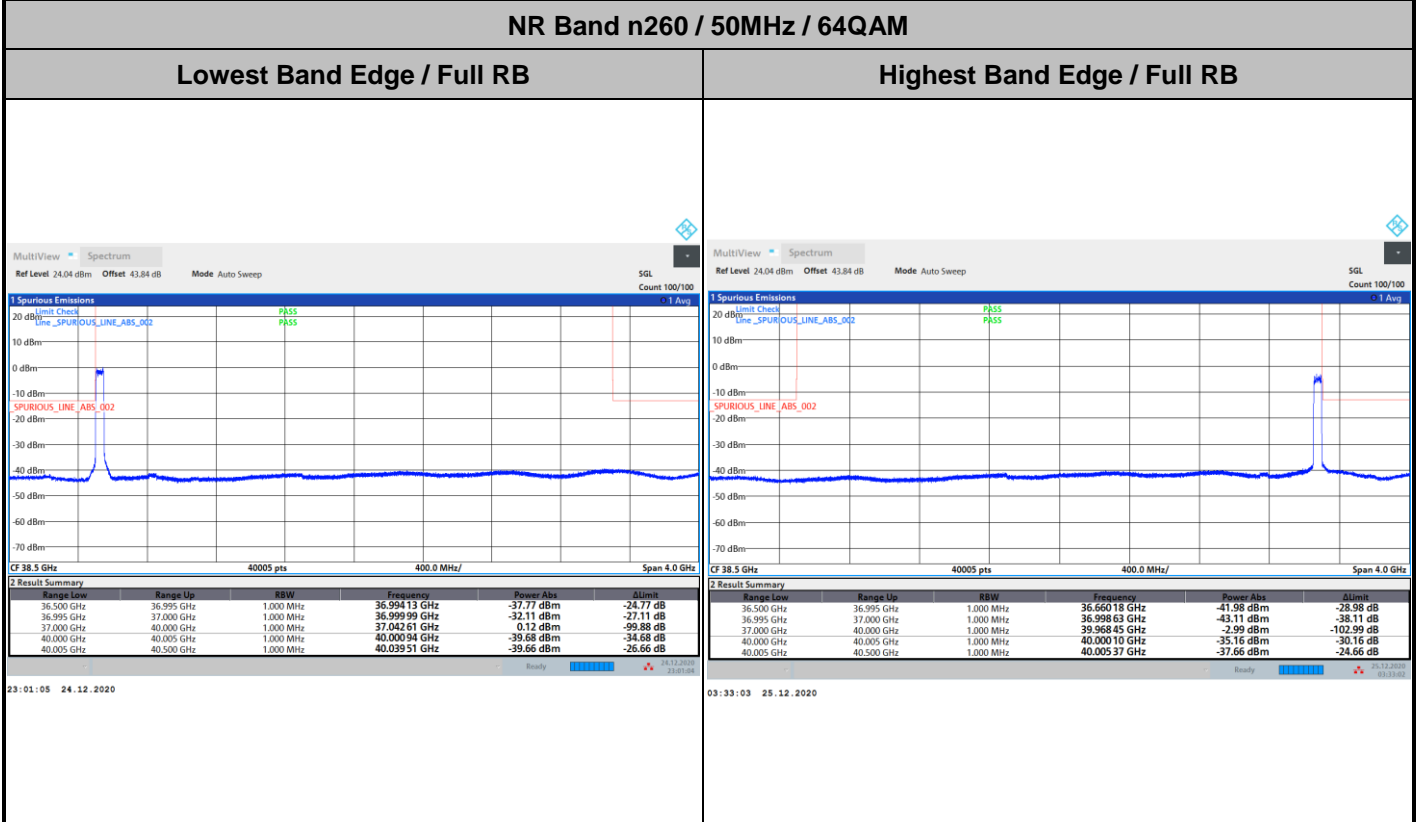
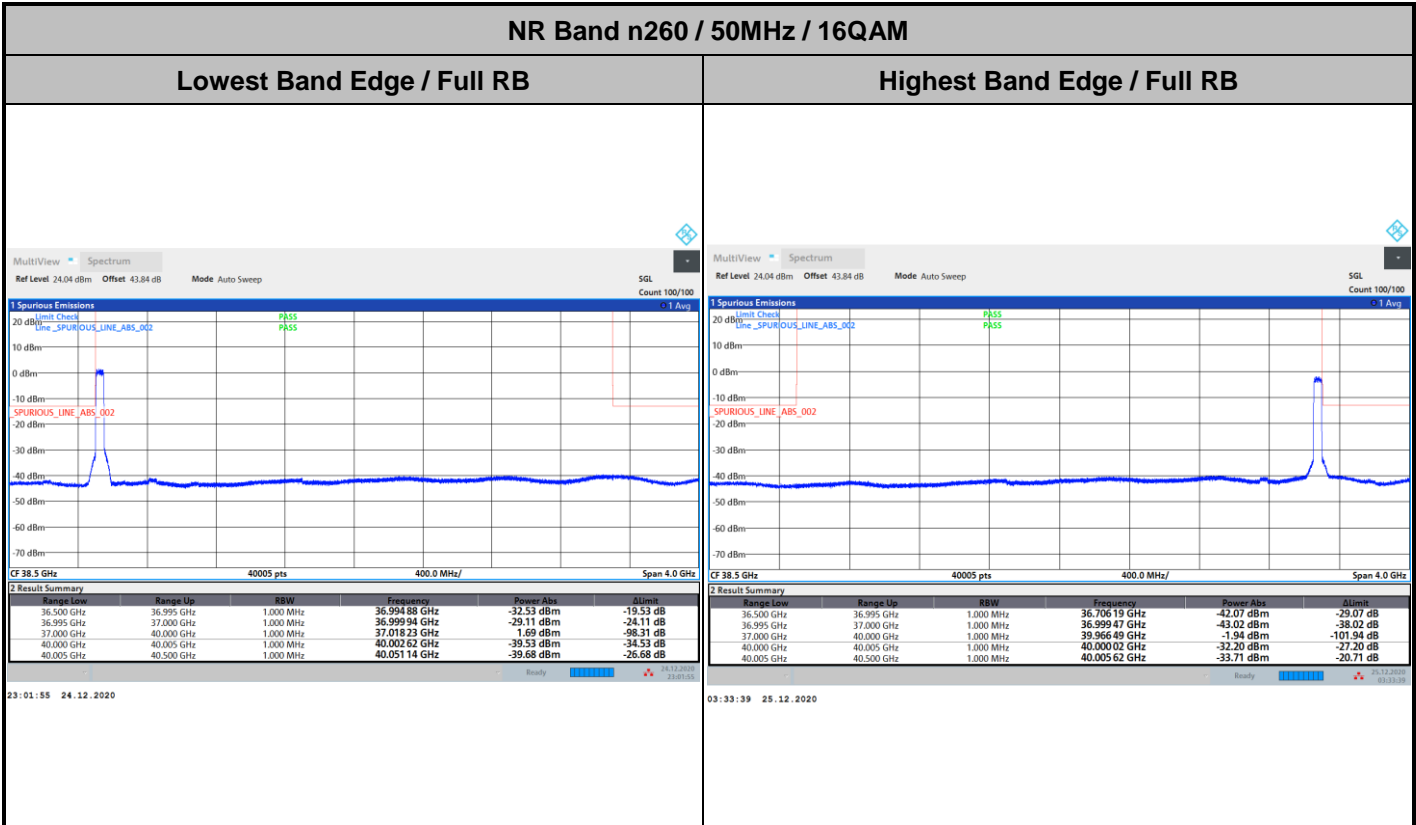
Lowest Band Edge / Full RB

Highest Band Edge / Full RB



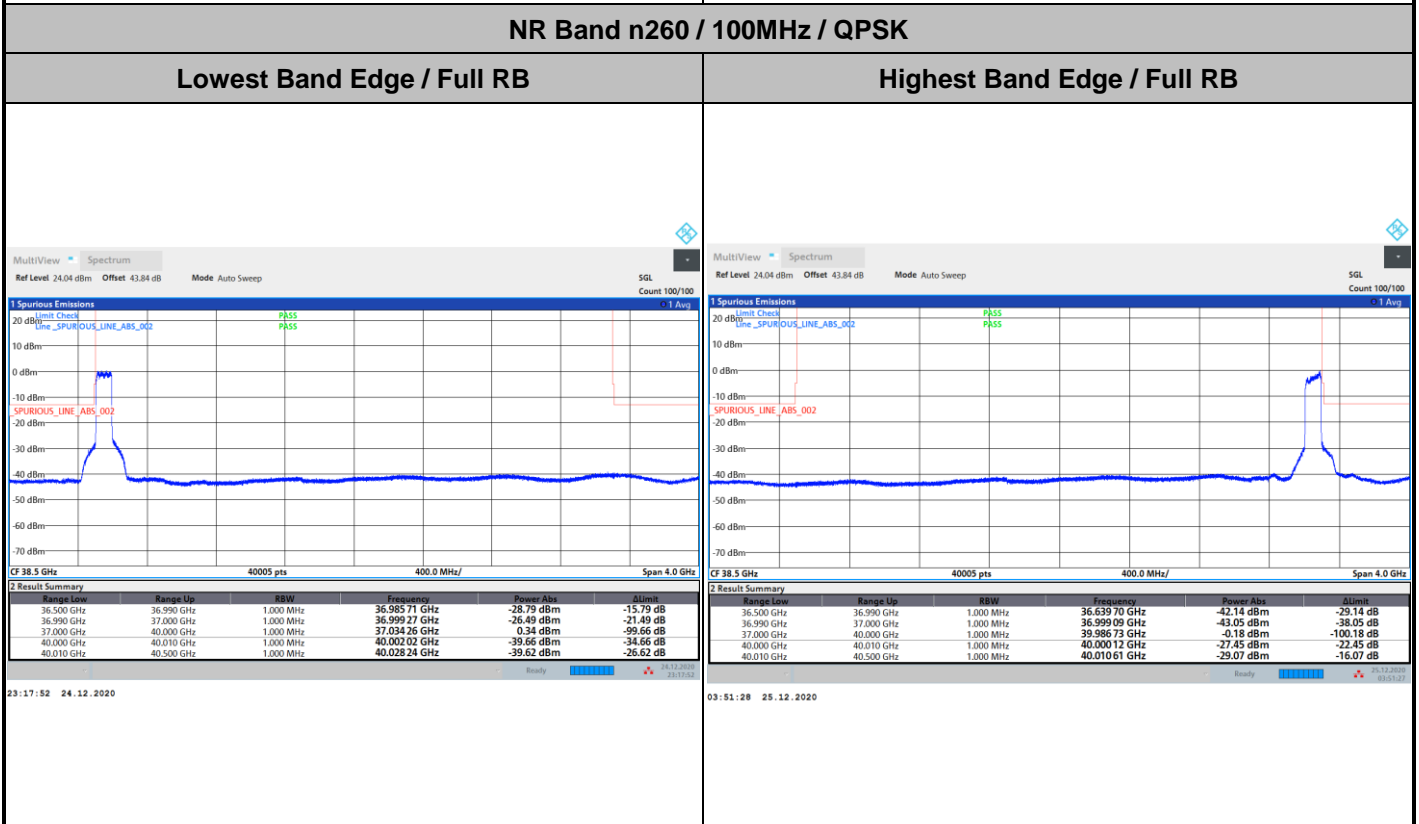
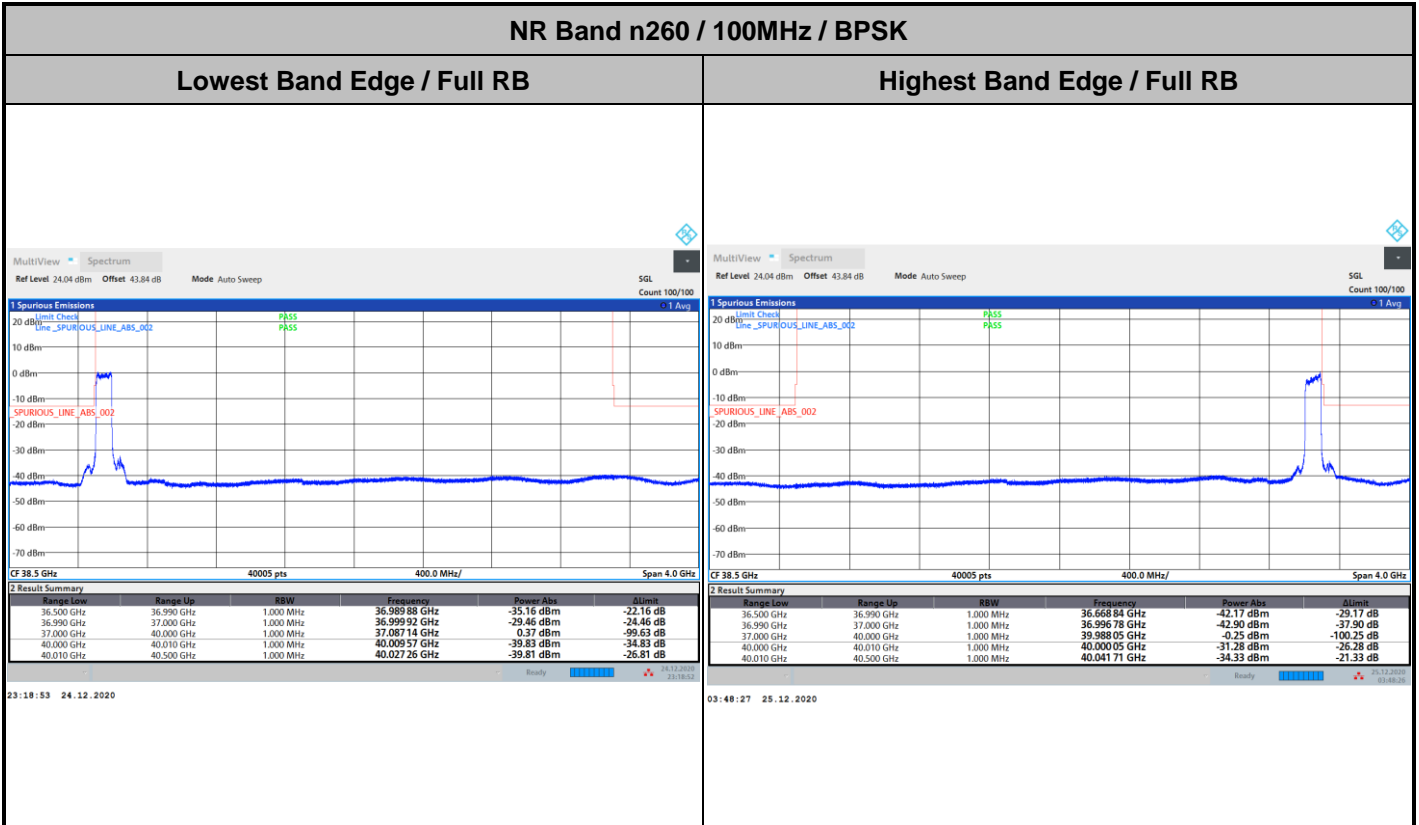


DFT-s-OFDM Module 2



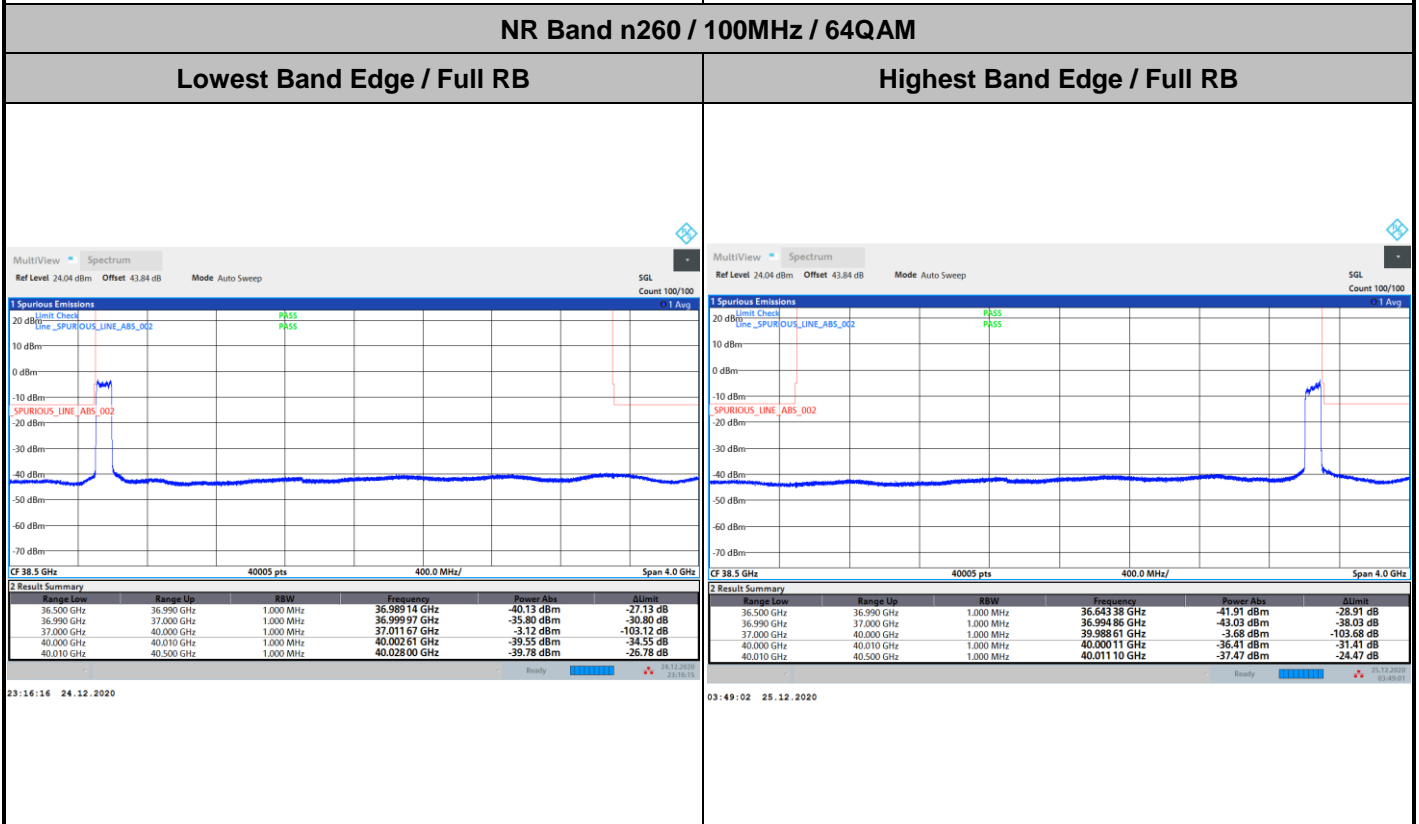
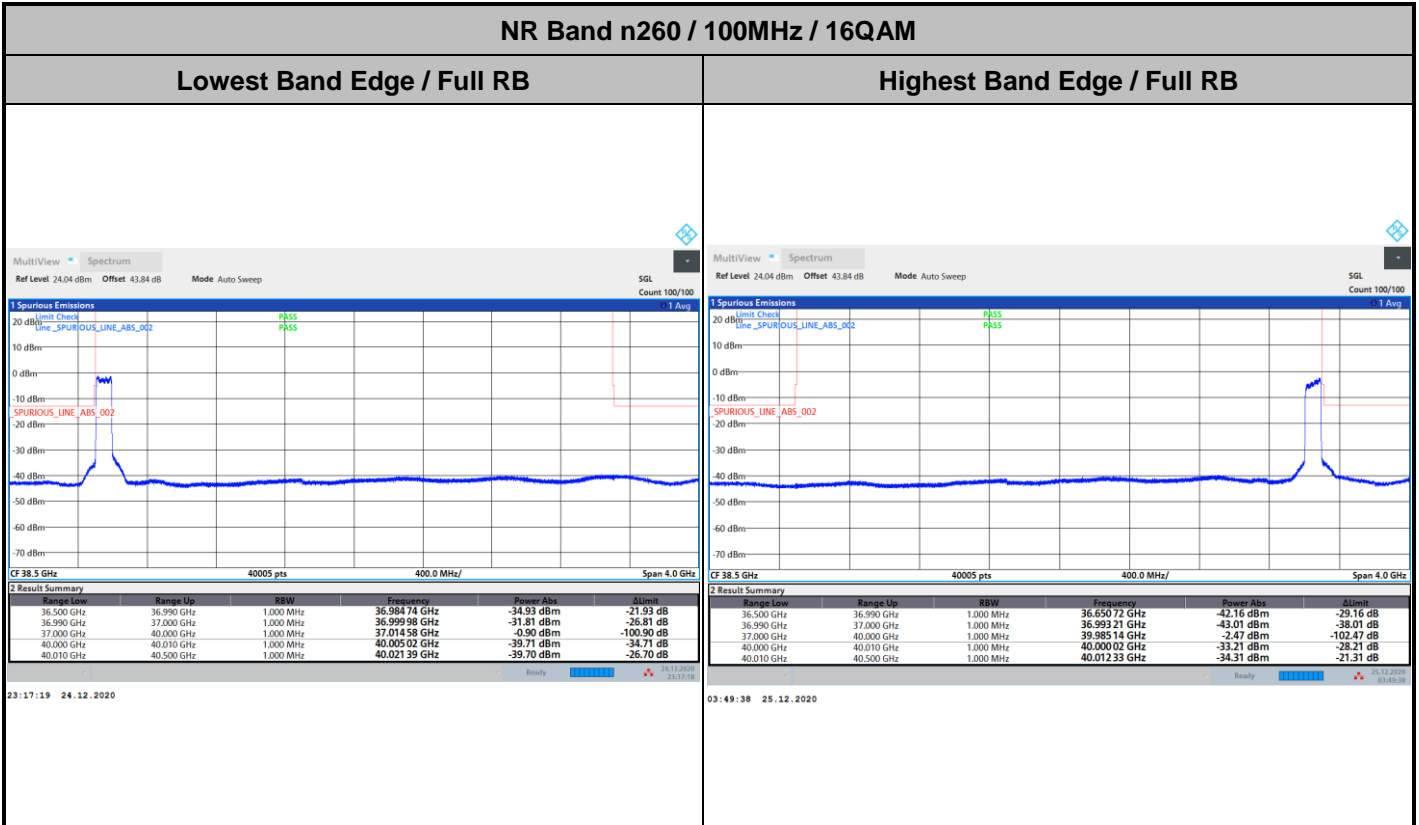


DFT-s-OFDM Module 2



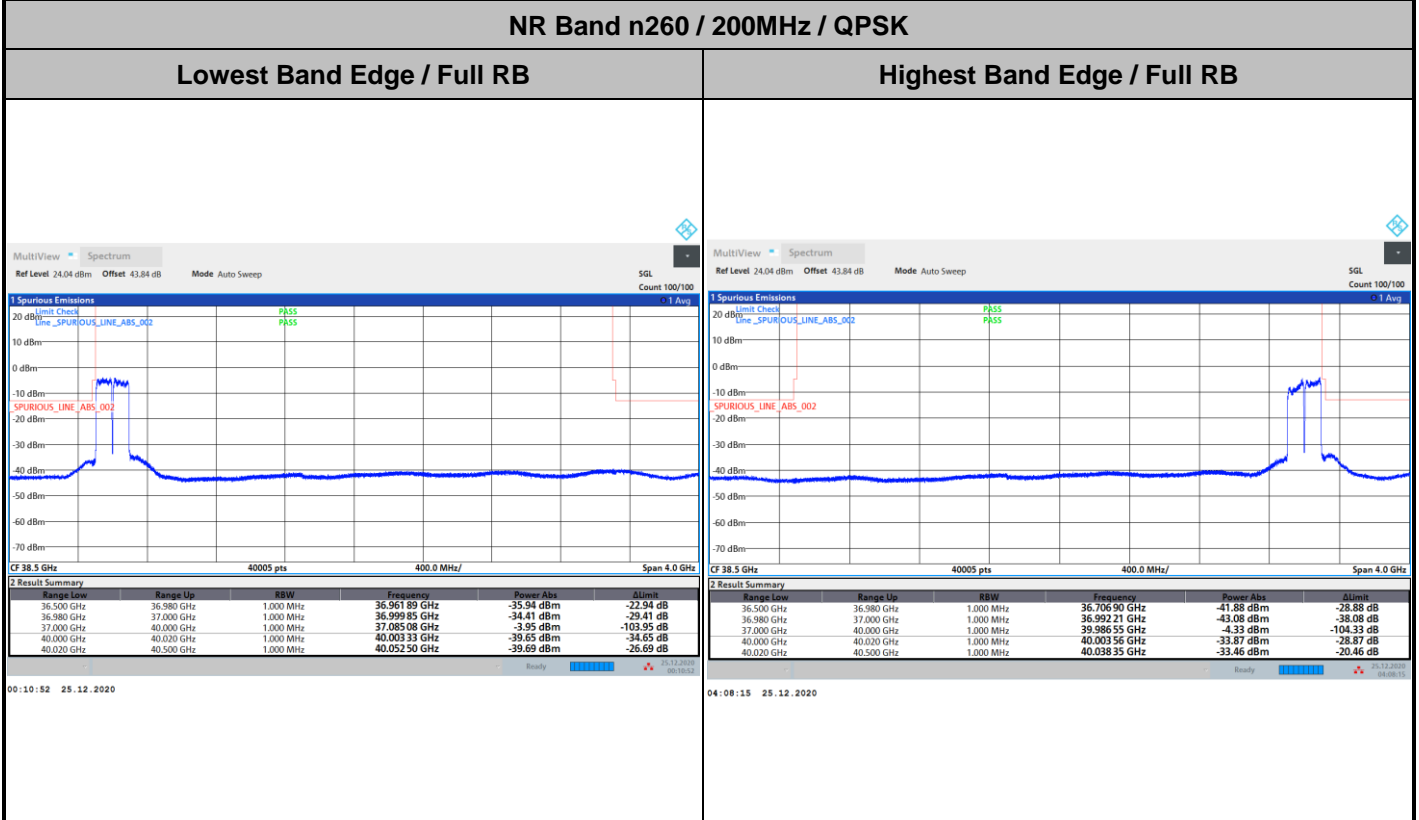
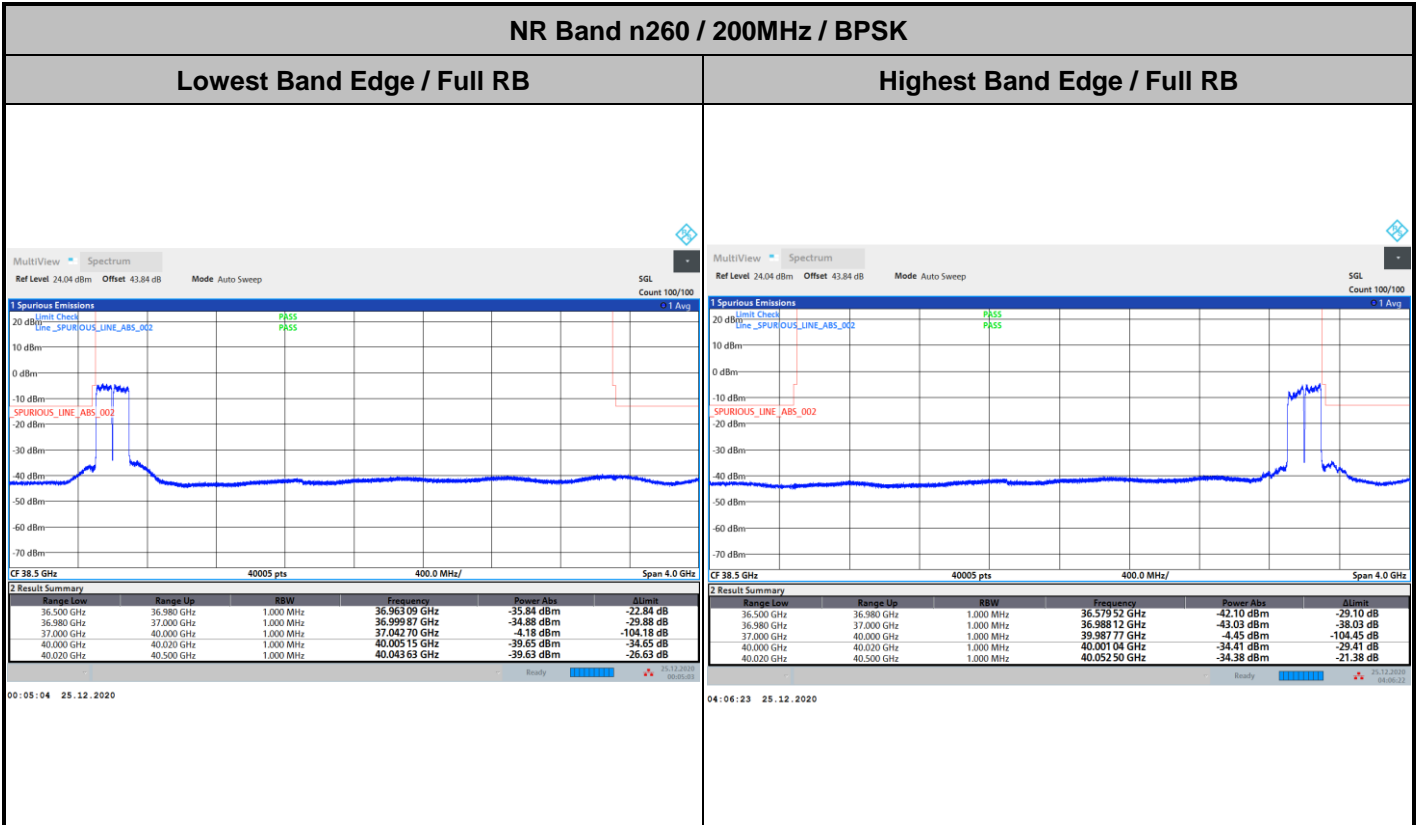


DFT-s-OFDM Module 2





DFT-s-OFDM Module 2

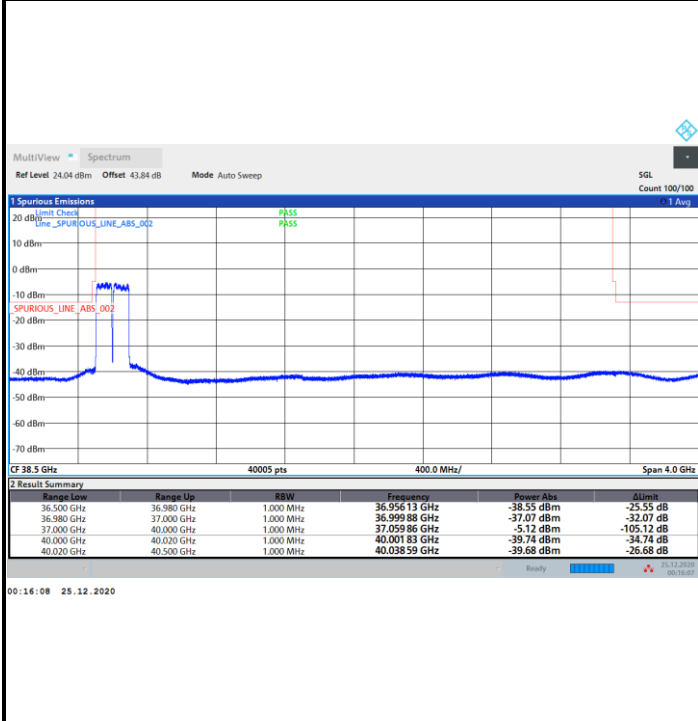




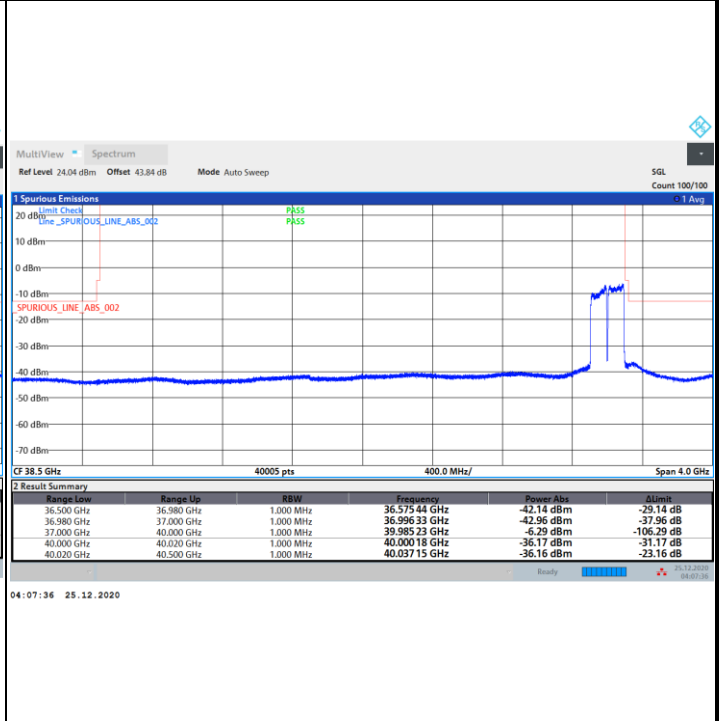
DFT-s-OFDM Module 2

NR Band n260 / 200MHz / 16QAM

Lowest Band Edge / Full RB

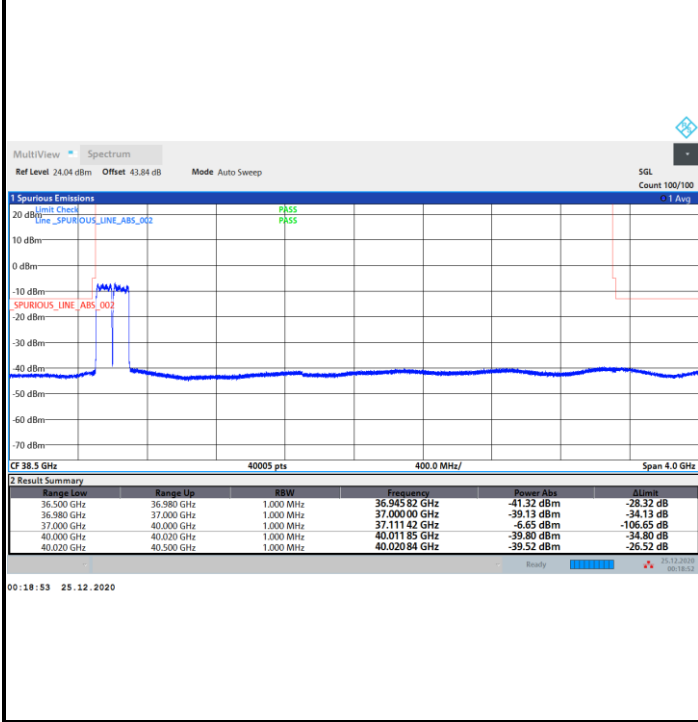


Highest Band Edge / Full RB

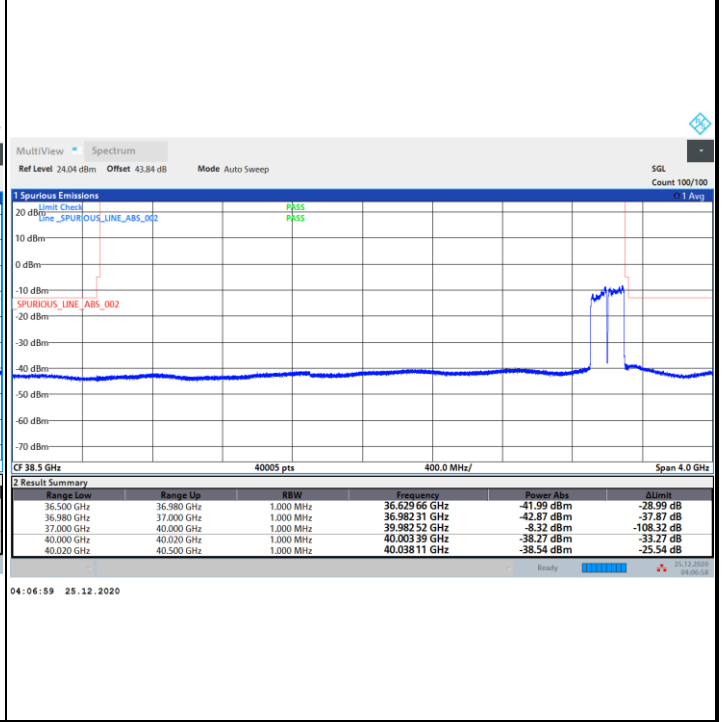


NR Band n260 / 200MHz / 64QAM

Lowest Band Edge / Full RB



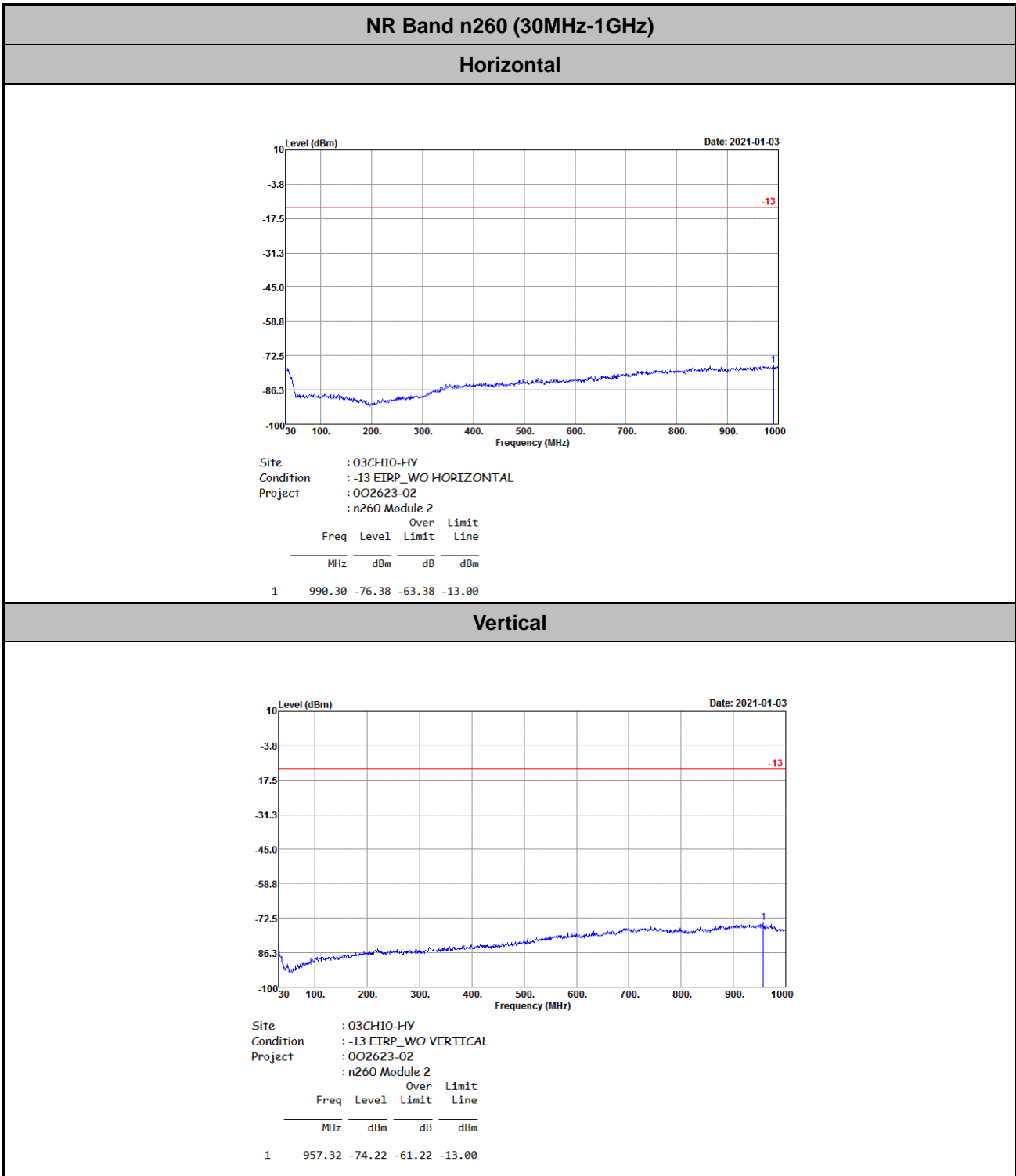
Highest Band Edge / Full RB





Spurious Emission

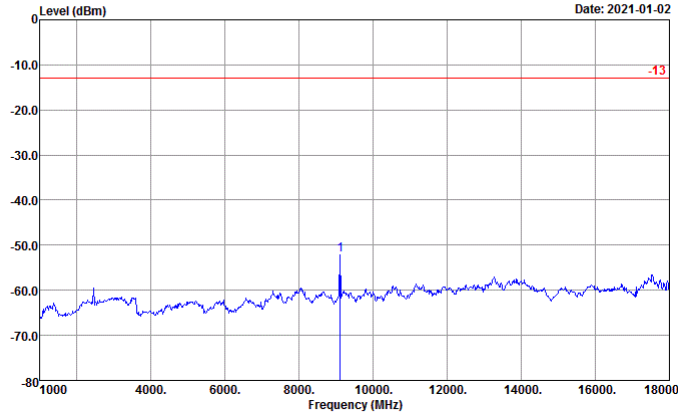
There is no significant spurious emission signal found for frequency started from 30MHz up to 18GHz. Only the noise floor is reported.





NR Band n260 (1GHz-18GHz)

Horizontal

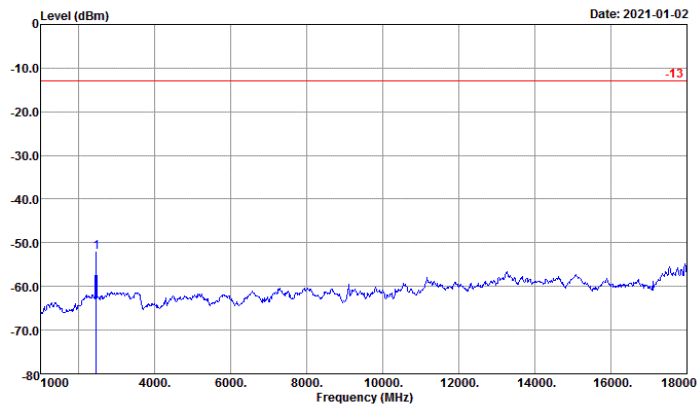


Site : 03CH10-HY
 Condition : -13 EIRP_WO HORIZONTAL
 Project : 002623-02
 : n260 Module 2

Over	Limit
Freq	Level
MHz	dBm
1	9189.00

Limit	Line
dB	dBm
-39.09	-13.00

Vertical



Site : 03CH10-HY
 Condition : -13 EIRP_WO VERTICAL
 Project : 002623-02
 : n260 Module 2

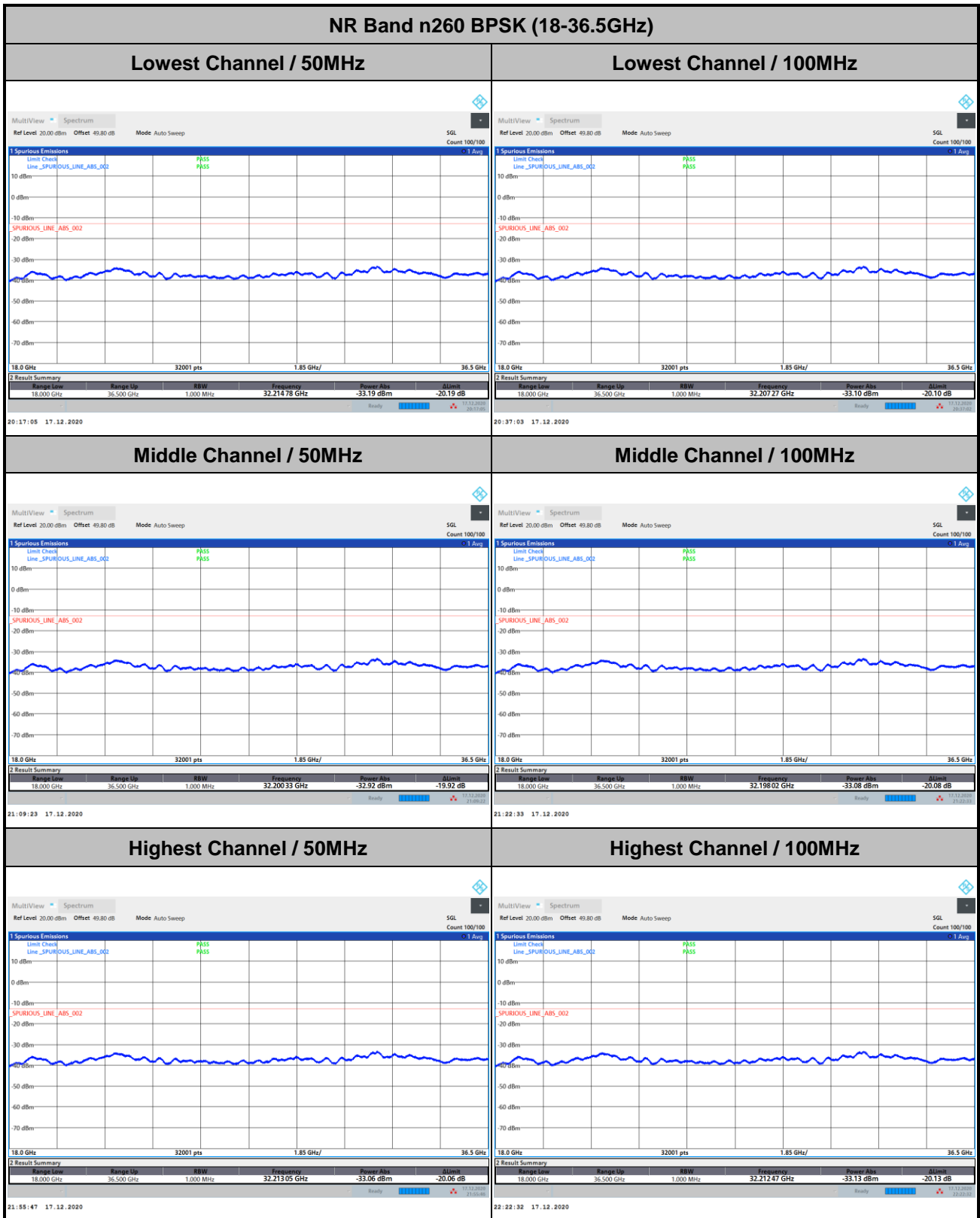
Over	Limit
Freq	Level
MHz	dBm
1	2462.00

Limit	Line
dB	dBm
-39.08	-13.00



Spurious emission between 18GHz to 40GHz worst case plot is reported as following.

AG0 DFT-s-OFDM Module 2



Remark: In band and out of band frequencies are omitted.



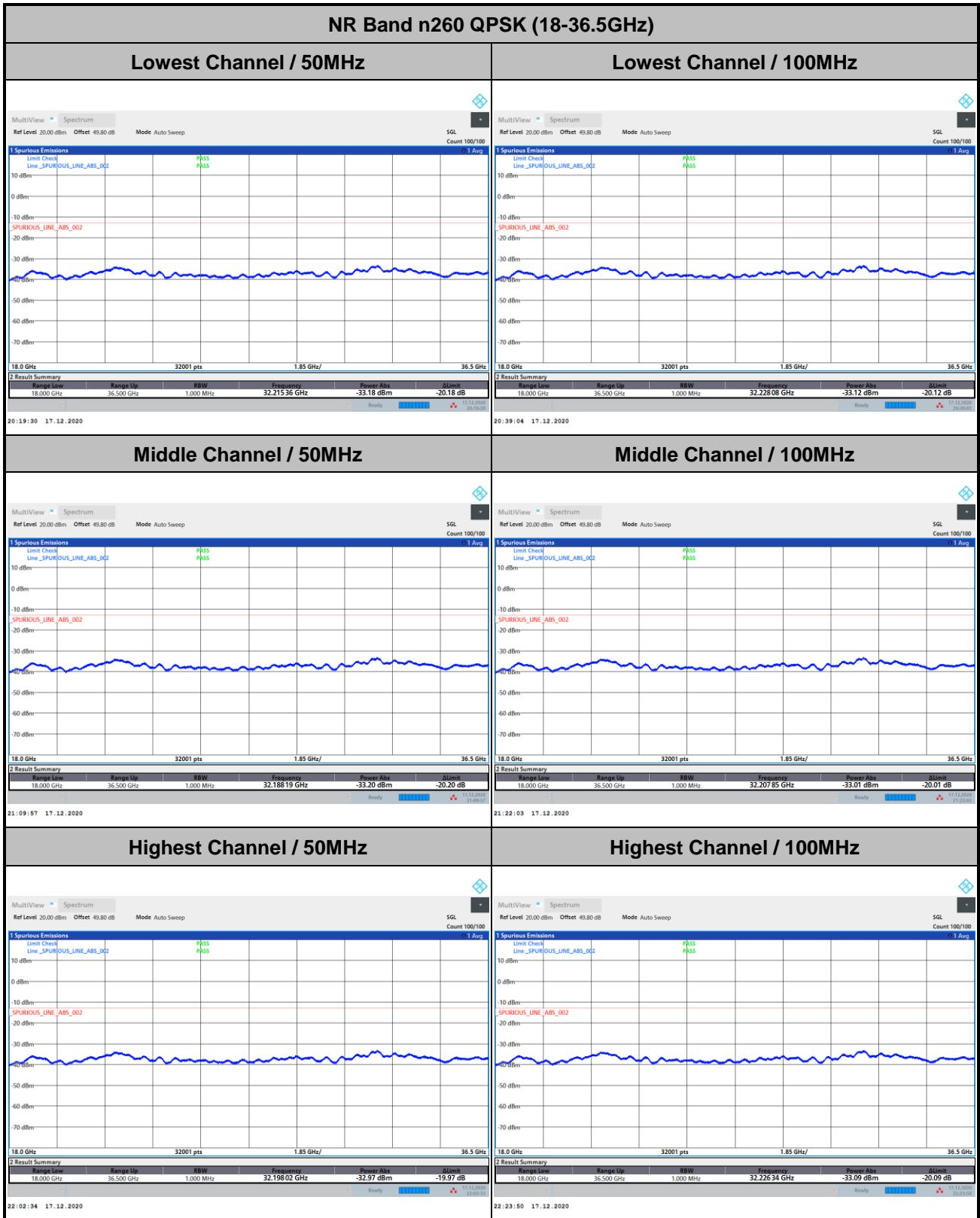
AG0 DFT-s-OFDM Module 2

NR Band n260 BPSK (18-36.5GHz)	
<p>Lowest Channel / 200MHz</p> <p>MultiView Spectrum Ref Level 20.00 dBm Offset 49.80 dB Mode Auto Sweep SGL Count 100/100 Spurious Emissions Limit Check Line_SPURIOUS_LINE_ABS_002 PASS Line_SPURIOUS_LINE_ABS_002 PASS SPURIOUS_LINE_ABS_002 18.0 GHz 32001 pts 1.85 GHz/ 36.5 GHz Results Summary Range Low Range Up RBW Frequency Power Abs Limit 18.000 GHz 36.500 GHz 1.000 MHz 32.20149 GHz -33.12 dBm -20.12 dB 22:06:58 19.12.2020</p>	<p>intentionally blank</p>
<p>Middle Channel / 200MHz</p> <p>MultiView Spectrum Ref Level 20.00 dBm Offset 49.80 dB Mode Auto Sweep SGL Count 100/100 Spurious Emissions Limit Check Line_SPURIOUS_LINE_ABS_002 PASS Line_SPURIOUS_LINE_ABS_002 PASS SPURIOUS_LINE_ABS_002 18.0 GHz 32001 pts 1.85 GHz/ 36.5 GHz Results Summary Range Low Range Up RBW Frequency Power Abs Limit 18.000 GHz 36.500 GHz 1.000 MHz 32.22924 GHz -33.06 dBm -20.06 dB 09:01:57 19.12.2020</p>	<p>intentionally blank</p>
<p>Highest Channel / 200MHz</p> <p>MultiView Spectrum Ref Level 20.00 dBm Offset 49.80 dB Mode Auto Sweep SGL Count 100/100 Spurious Emissions Limit Check Line_SPURIOUS_LINE_ABS_002 PASS Line_SPURIOUS_LINE_ABS_002 PASS SPURIOUS_LINE_ABS_002 18.0 GHz 32001 pts 1.85 GHz/ 36.5 GHz Results Summary Range Low Range Up RBW Frequency Power Abs Limit 18.000 GHz 36.500 GHz 1.000 MHz 32.22230 GHz -33.06 dBm -20.06 dB 20:25:46 19.12.2020</p>	<p>intentionally blank</p>

Remark: In band and out of band frequencies are omitted.



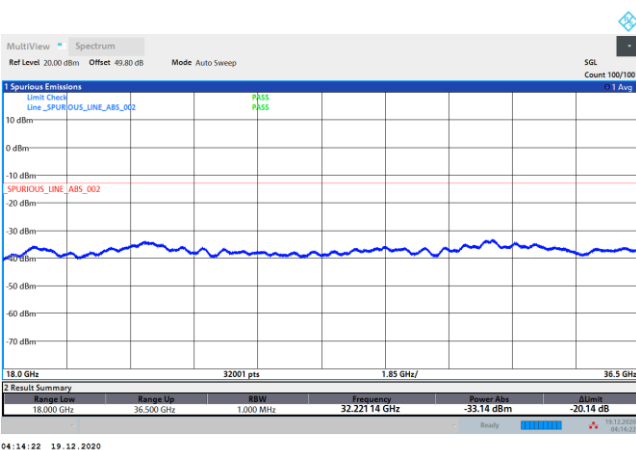
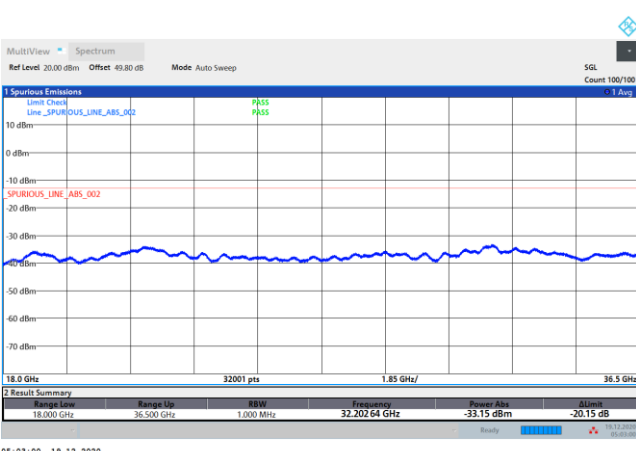
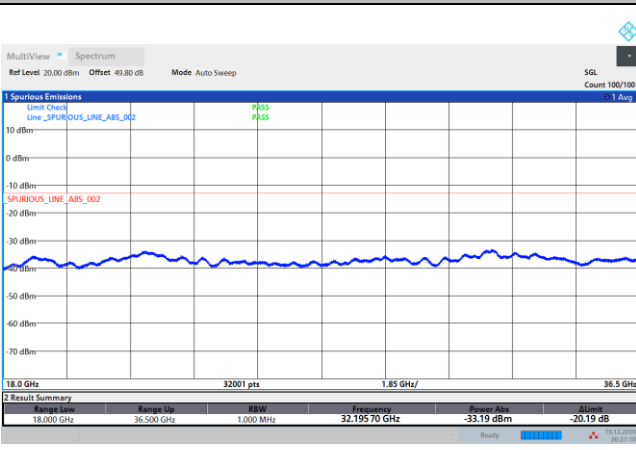
AG0 DFT-s-OFDM Module 2



Remark: In band and out of band frequencies are omitted.



AG0 DFT-s-OFDM Module 2

NR Band n260 QPSK (18-36.5GHz)	
Lowest Channel / 200MHz	
 <p>MultiView Spectrum Ref Level 20.00 dBm Offset 49.80 dB Mode Auto Sweep SGL Count 100/100 Spurious Emissions Limit Check Line_SPURIOUS_LINE_ABS_002 PASS Line_SPURIOUS_LINE_ABS_002 PASS SPURIOUS_LINE_ABS_002 18.0 GHz 32001 pts 1.85 GHz/ 36.5 GHz Results Summary Range Low Range Up RBW Frequency Power Abs Limit 18.000 GHz 36.500 GHz 1.000 MHz 32.22114 GHz -33.14 dBm -20.14 dB 04:14:22 19.12.2020</p>	intentionally blank
Middle Channel / 200MHz	
 <p>MultiView Spectrum Ref Level 20.00 dBm Offset 49.80 dB Mode Auto Sweep SGL Count 100/100 Spurious Emissions Limit Check Line_SPURIOUS_LINE_ABS_002 PASS Line_SPURIOUS_LINE_ABS_002 PASS SPURIOUS_LINE_ABS_002 18.0 GHz 32001 pts 1.85 GHz/ 36.5 GHz Results Summary Range Low Range Up RBW Frequency Power Abs Limit 18.000 GHz 36.500 GHz 1.000 MHz 32.20264 GHz -33.15 dBm -20.15 dB 05:03:00 19.12.2020</p>	intentionally blank
Highest Channel / 200MHz	
 <p>MultiView Spectrum Ref Level 20.00 dBm Offset 49.80 dB Mode Auto Sweep SGL Count 100/100 Spurious Emissions Limit Check Line_SPURIOUS_LINE_ABS_002 PASS Line_SPURIOUS_LINE_ABS_002 PASS SPURIOUS_LINE_ABS_002 18.0 GHz 32001 pts 1.85 GHz/ 36.5 GHz Results Summary Range Low Range Up RBW Frequency Power Abs Limit 18.000 GHz 36.500 GHz 1.000 MHz 32.19570 GHz -33.19 dBm -20.19 dB 20:27:11 19.12.2020</p>	intentionally blank

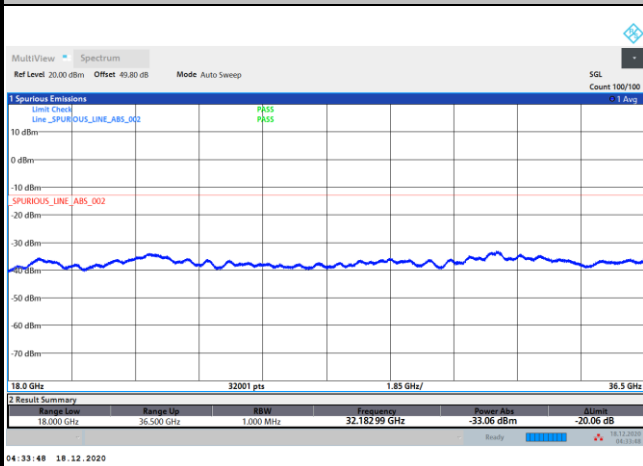
Remark: In band and out of band frequencies are omitted.



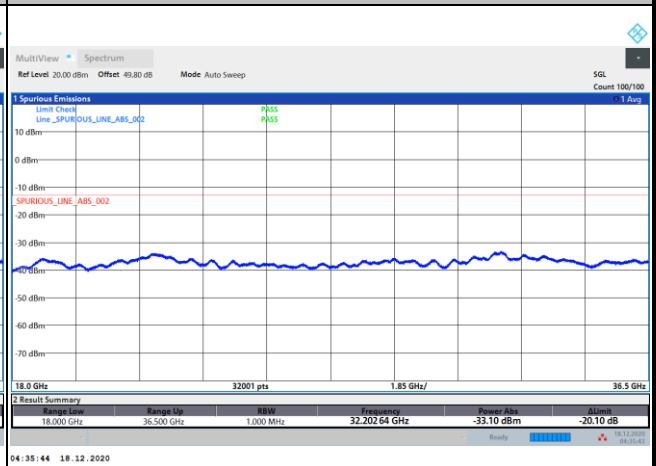
AG1 DFT-s-OFDM Module 2

NR Band n260 BPSK (18-36.5GHz)

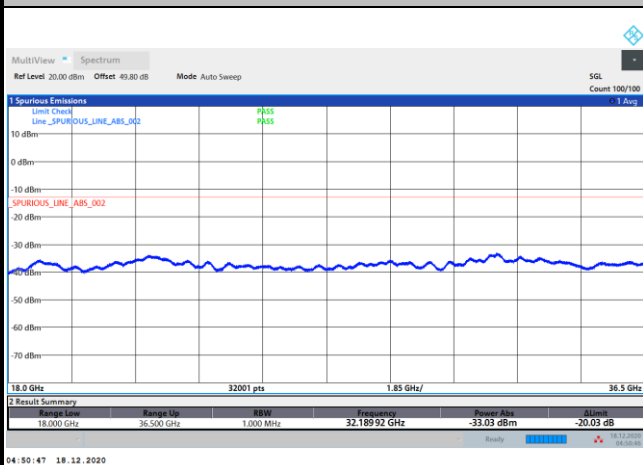
Lowest Channel / 50MHz



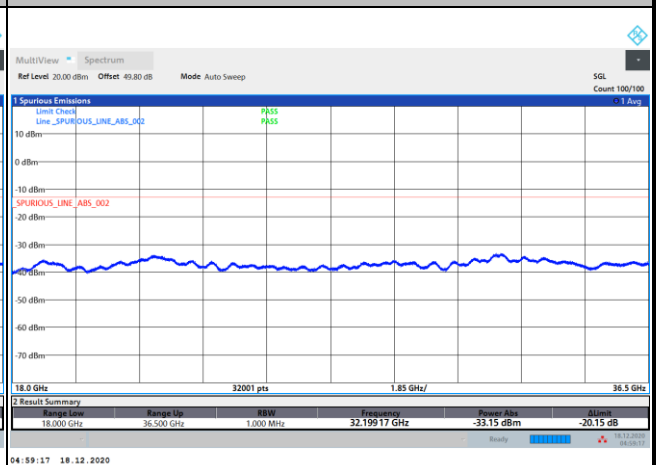
Lowest Channel / 100MHz



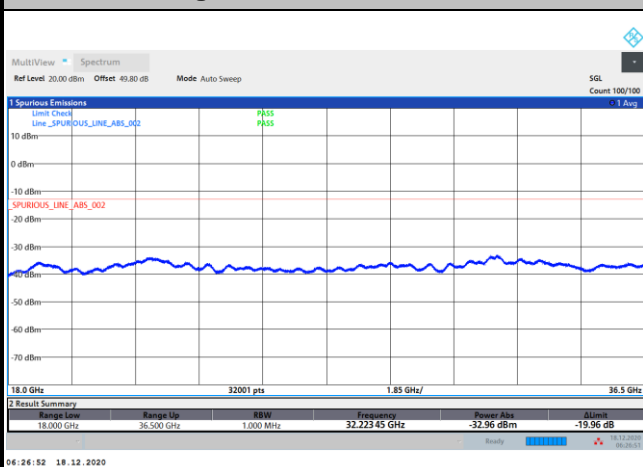
Middle Channel / 50MHz



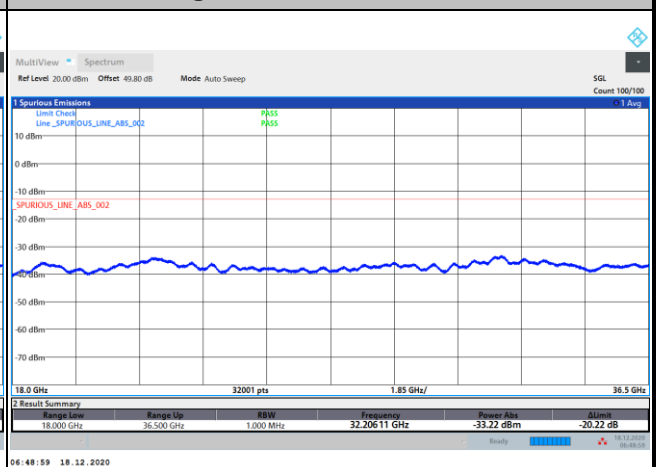
Middle Channel / 100MHz



Highest Channel / 50MHz



Highest Channel / 100MHz



Remark: In band and out of band frequencies are omitted.



AG1 DFT-s-OFDM Module 2

NR Band n260 BPSK (18-36.5GHz)													
<p>Lowest Channel / 200MHz</p> <p>MultiView Spectrum Ref Level 20.00 dBm Offset 49.80 dB Mode Auto Sweep SGL Count 100/100</p> <p>Spurious Emissions Limit Check Line_SPURIOUS_LINE_ABS_002 PASS PASS</p> <p>10 dBm 0 dBm -10 dBm -20 dBm -30 dBm -40 dBm -50 dBm -60 dBm -70 dBm</p> <p>18.0 GHz 32001 pts 1.85 GHz/ 36.5 GHz</p> <table border="1"> <thead> <tr> <th>Range Low</th> <th>Range Up</th> <th>RBW</th> <th>Frequency</th> <th>Power Abs</th> <th>Limit</th> </tr> </thead> <tbody> <tr> <td>18.000 GHz</td> <td>36.500 GHz</td> <td>1.000 MHz</td> <td>32.201 49 GHz</td> <td>-33.12 dBm</td> <td>-20.12 dB</td> </tr> </tbody> </table> <p>22:06:58 19.12.2020</p>	Range Low	Range Up	RBW	Frequency	Power Abs	Limit	18.000 GHz	36.500 GHz	1.000 MHz	32.201 49 GHz	-33.12 dBm	-20.12 dB	<p>intentionally blank</p>
Range Low	Range Up	RBW	Frequency	Power Abs	Limit								
18.000 GHz	36.500 GHz	1.000 MHz	32.201 49 GHz	-33.12 dBm	-20.12 dB								
<p>Middle Channel / 200MHz</p> <p>MultiView Spectrum Ref Level 20.00 dBm Offset 49.80 dB Mode Auto Sweep SGL Count 100/100</p> <p>Spurious Emissions Limit Check Line_SPURIOUS_LINE_ABS_002 PASS PASS</p> <p>10 dBm 0 dBm -10 dBm -20 dBm -30 dBm -40 dBm -50 dBm -60 dBm -70 dBm</p> <p>18.0 GHz 32001 pts 1.85 GHz/ 36.5 GHz</p> <table border="1"> <thead> <tr> <th>Range Low</th> <th>Range Up</th> <th>RBW</th> <th>Frequency</th> <th>Power Abs</th> <th>Limit</th> </tr> </thead> <tbody> <tr> <td>18.000 GHz</td> <td>36.500 GHz</td> <td>1.000 MHz</td> <td>32.199 17 GHz</td> <td>-32.97 dBm</td> <td>-19.97 dB</td> </tr> </tbody> </table> <p>01:43:30 20.12.2020</p>	Range Low	Range Up	RBW	Frequency	Power Abs	Limit	18.000 GHz	36.500 GHz	1.000 MHz	32.199 17 GHz	-32.97 dBm	-19.97 dB	<p>intentionally blank</p>
Range Low	Range Up	RBW	Frequency	Power Abs	Limit								
18.000 GHz	36.500 GHz	1.000 MHz	32.199 17 GHz	-32.97 dBm	-19.97 dB								
<p>Highest Channel / 200MHz</p> <p>MultiView Spectrum Ref Level 20.00 dBm Offset 49.80 dB Mode Auto Sweep SGL Count 100/100</p> <p>Spurious Emissions Limit Check Line_SPURIOUS_LINE_ABS_002 PASS PASS</p> <p>10 dBm 0 dBm -10 dBm -20 dBm -30 dBm -40 dBm -50 dBm -60 dBm -70 dBm</p> <p>18.0 GHz 32001 pts 1.85 GHz/ 36.5 GHz</p> <table border="1"> <thead> <tr> <th>Range Low</th> <th>Range Up</th> <th>RBW</th> <th>Frequency</th> <th>Power Abs</th> <th>Limit</th> </tr> </thead> <tbody> <tr> <td>18.000 GHz</td> <td>36.500 GHz</td> <td>1.000 MHz</td> <td>32.272 59 GHz</td> <td>-33.17 dBm</td> <td>-20.17 dB</td> </tr> </tbody> </table> <p>04:31:13 20.12.2020</p>	Range Low	Range Up	RBW	Frequency	Power Abs	Limit	18.000 GHz	36.500 GHz	1.000 MHz	32.272 59 GHz	-33.17 dBm	-20.17 dB	<p>intentionally blank</p>
Range Low	Range Up	RBW	Frequency	Power Abs	Limit								
18.000 GHz	36.500 GHz	1.000 MHz	32.272 59 GHz	-33.17 dBm	-20.17 dB								

Remark: In band and out of band frequencies are omitted.