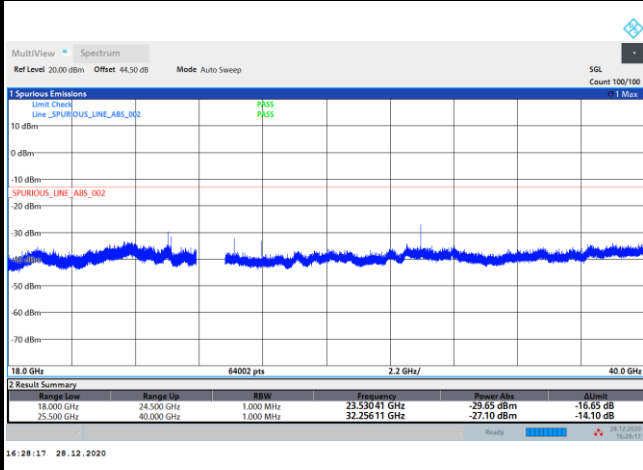




AG0 DFT-s-OFDM Module 2

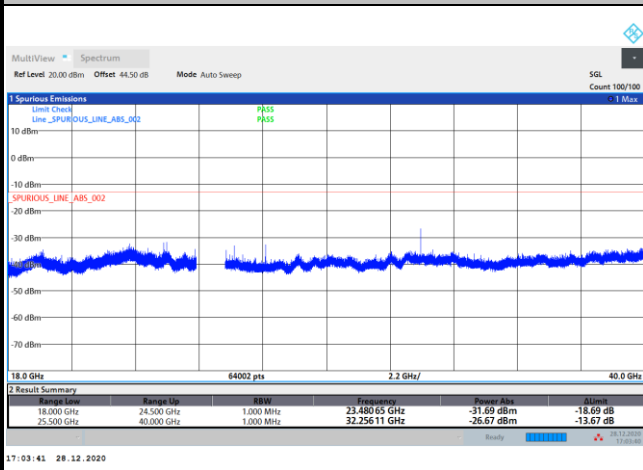
NR Band n258B BPSK (18-40GHz)

Lowest Channel / 200MHz



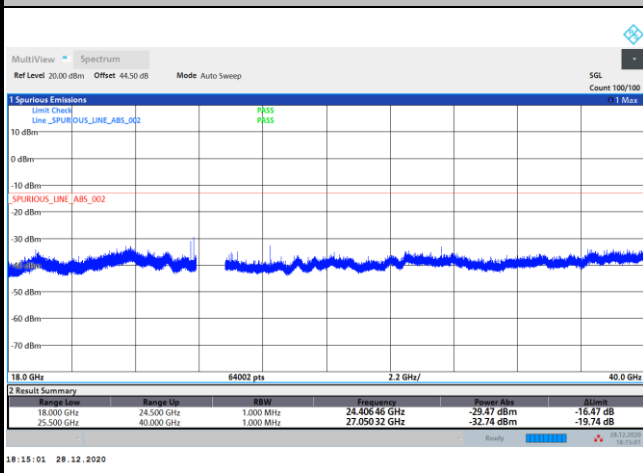
intentionally blank

Middle Channel / 200MHz



intentionally blank

Highest Channel / 200MHz



intentionally blank

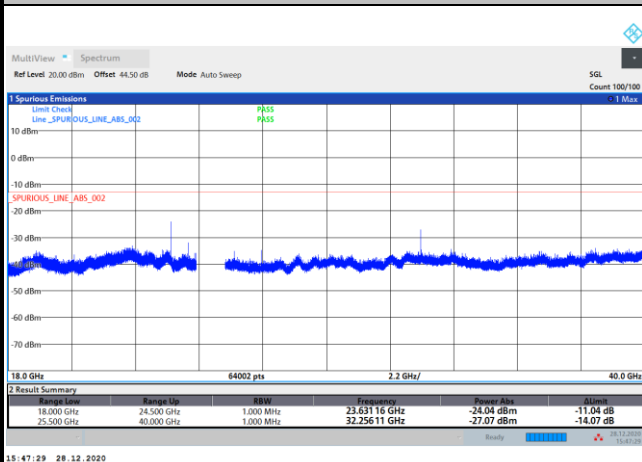
Remark: In band and out of band frequencies are omitted.



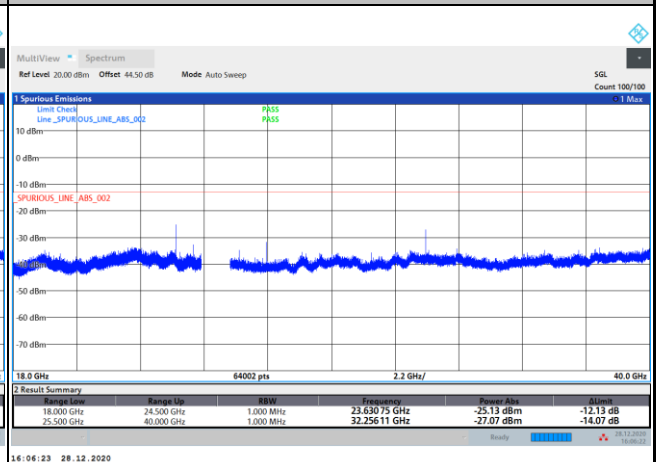
AG0 DFT-s-OFDM Module 2

NR Band n258B QPSK (18-40GHz)

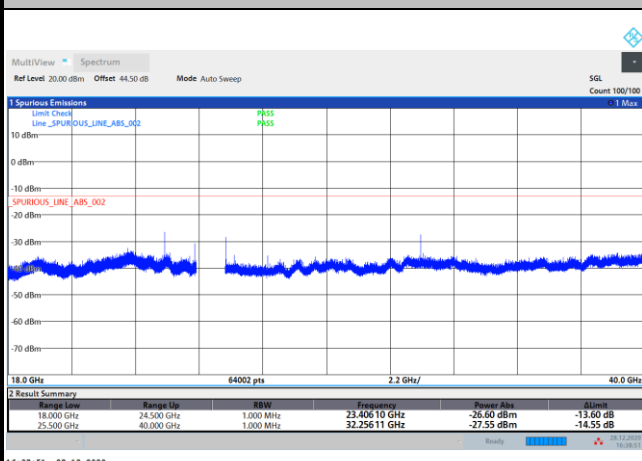
Lowest Channel / 50MHz



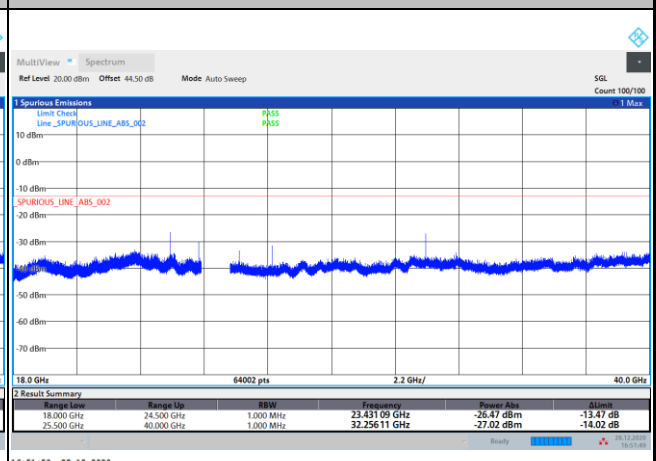
Lowest Channel / 100MHz



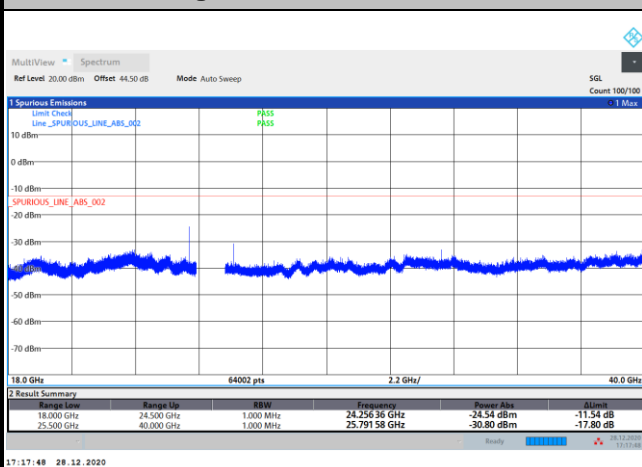
Middle Channel / 50MHz



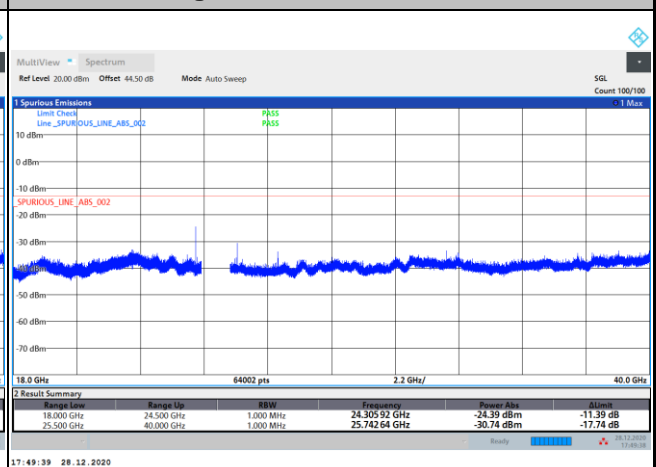
Middle Channel / 100MHz



Highest Channel / 50MHz



Highest Channel / 100MHz



Remark: In band and out of band frequencies are omitted.



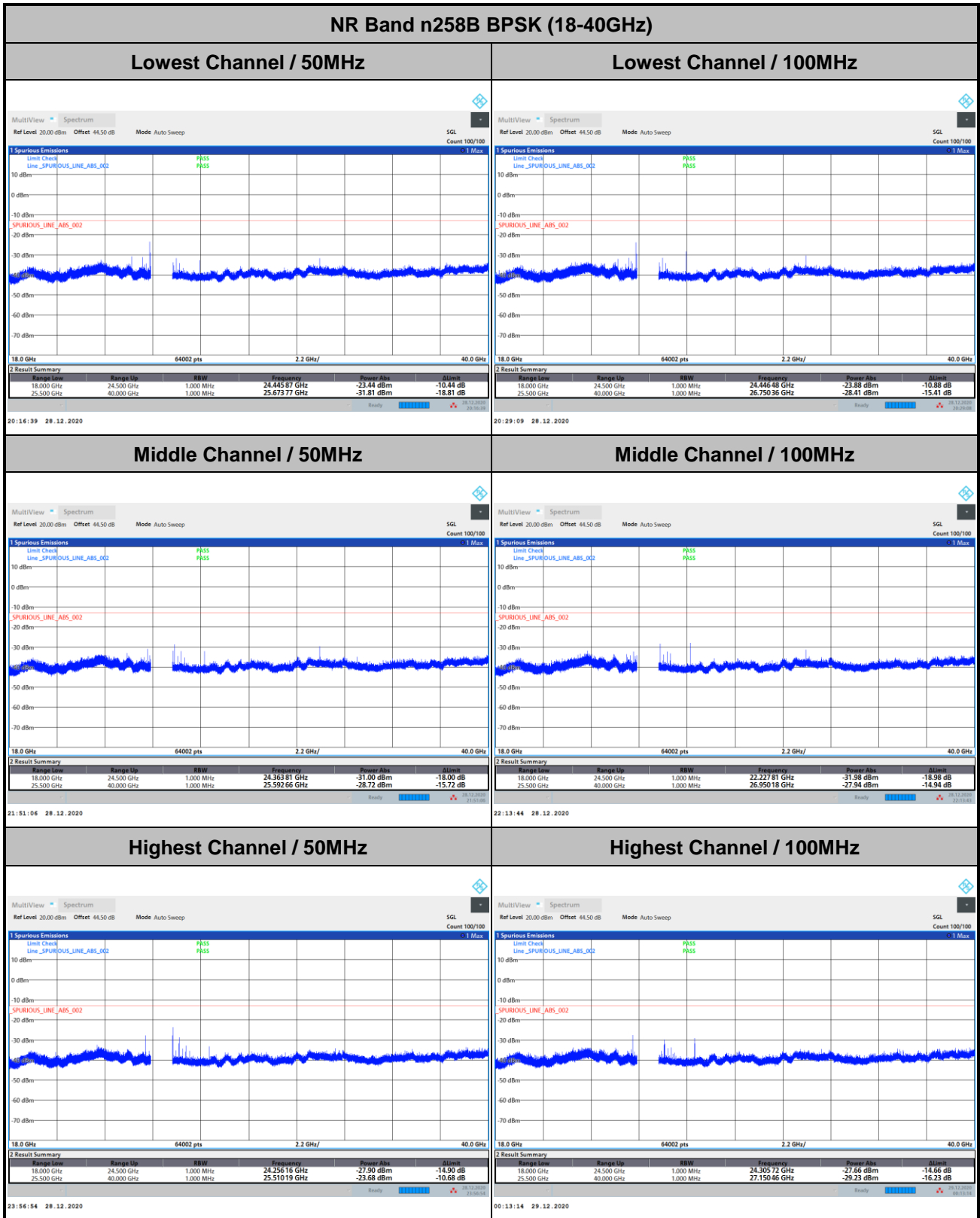
AG0 DFT-s-OFDM Module 2

NR Band n258B QPSK (18-40GHz)																											
<p>Lowest Channel / 200MHz</p> <table border="1"> <thead> <tr> <th>Limit Check</th> <th>Line</th> <th>SPURIOUS_LINE_ABS_002</th> <th>SPURIOUS_LINE_ABS_002</th> </tr> </thead> <tbody> <tr> <td>PASS</td> <td>PASS</td> <td></td> <td></td> </tr> </tbody> </table> <table border="1"> <thead> <tr> <th>Range Low</th> <th>Range Up</th> <th>RBW</th> <th>Frequency</th> <th>Power Abs.</th> <th>dBm</th> </tr> </thead> <tbody> <tr> <td>18.000 GHz</td> <td>24.500 GHz</td> <td>1.000 MHz</td> <td>23.530 21 GHz</td> <td>-30.84 dBm</td> <td>-17.84 dB</td> </tr> <tr> <td>25.500 GHz</td> <td>40.000 GHz</td> <td>1.000 MHz</td> <td>32.256 11 GHz</td> <td>-26.47 dBm</td> <td>-13.47 dB</td> </tr> </tbody> </table>	Limit Check	Line	SPURIOUS_LINE_ABS_002	SPURIOUS_LINE_ABS_002	PASS	PASS			Range Low	Range Up	RBW	Frequency	Power Abs.	dBm	18.000 GHz	24.500 GHz	1.000 MHz	23.530 21 GHz	-30.84 dBm	-17.84 dB	25.500 GHz	40.000 GHz	1.000 MHz	32.256 11 GHz	-26.47 dBm	-13.47 dB	<p>intentionally blank</p>
Limit Check	Line	SPURIOUS_LINE_ABS_002	SPURIOUS_LINE_ABS_002																								
PASS	PASS																										
Range Low	Range Up	RBW	Frequency	Power Abs.	dBm																						
18.000 GHz	24.500 GHz	1.000 MHz	23.530 21 GHz	-30.84 dBm	-17.84 dB																						
25.500 GHz	40.000 GHz	1.000 MHz	32.256 11 GHz	-26.47 dBm	-13.47 dB																						
<p>Middle Channel / 200MHz</p> <table border="1"> <thead> <tr> <th>Limit Check</th> <th>Line</th> <th>SPURIOUS_LINE_ABS_002</th> <th>SPURIOUS_LINE_ABS_002</th> </tr> </thead> <tbody> <tr> <td>PASS</td> <td>PASS</td> <td></td> <td></td> </tr> </tbody> </table> <table border="1"> <thead> <tr> <th>Range Low</th> <th>Range Up</th> <th>RBW</th> <th>Frequency</th> <th>Power Abs.</th> <th>dBm</th> </tr> </thead> <tbody> <tr> <td>18.000 GHz</td> <td>24.500 GHz</td> <td>1.000 MHz</td> <td>23.481 05 GHz</td> <td>-31.72 dBm</td> <td>-18.72 dB</td> </tr> <tr> <td>25.500 GHz</td> <td>40.000 GHz</td> <td>1.000 MHz</td> <td>32.256 11 GHz</td> <td>-26.88 dBm</td> <td>-13.88 dB</td> </tr> </tbody> </table>	Limit Check	Line	SPURIOUS_LINE_ABS_002	SPURIOUS_LINE_ABS_002	PASS	PASS			Range Low	Range Up	RBW	Frequency	Power Abs.	dBm	18.000 GHz	24.500 GHz	1.000 MHz	23.481 05 GHz	-31.72 dBm	-18.72 dB	25.500 GHz	40.000 GHz	1.000 MHz	32.256 11 GHz	-26.88 dBm	-13.88 dB	<p>intentionally blank</p>
Limit Check	Line	SPURIOUS_LINE_ABS_002	SPURIOUS_LINE_ABS_002																								
PASS	PASS																										
Range Low	Range Up	RBW	Frequency	Power Abs.	dBm																						
18.000 GHz	24.500 GHz	1.000 MHz	23.481 05 GHz	-31.72 dBm	-18.72 dB																						
25.500 GHz	40.000 GHz	1.000 MHz	32.256 11 GHz	-26.88 dBm	-13.88 dB																						
<p>Highest Channel / 200MHz</p> <table border="1"> <thead> <tr> <th>Limit Check</th> <th>Line</th> <th>SPURIOUS_LINE_ABS_002</th> <th>SPURIOUS_LINE_ABS_002</th> </tr> </thead> <tbody> <tr> <td>PASS</td> <td>PASS</td> <td></td> <td></td> </tr> </tbody> </table> <table border="1"> <thead> <tr> <th>Range Low</th> <th>Range Up</th> <th>RBW</th> <th>Frequency</th> <th>Power Abs.</th> <th>dBm</th> </tr> </thead> <tbody> <tr> <td>18.000 GHz</td> <td>24.500 GHz</td> <td>1.000 MHz</td> <td>24.406 26 GHz</td> <td>-30.69 dBm</td> <td>-17.69 dB</td> </tr> <tr> <td>25.500 GHz</td> <td>40.000 GHz</td> <td>1.000 MHz</td> <td>39.901 00 GHz</td> <td>-32.87 dBm</td> <td>-19.87 dB</td> </tr> </tbody> </table>	Limit Check	Line	SPURIOUS_LINE_ABS_002	SPURIOUS_LINE_ABS_002	PASS	PASS			Range Low	Range Up	RBW	Frequency	Power Abs.	dBm	18.000 GHz	24.500 GHz	1.000 MHz	24.406 26 GHz	-30.69 dBm	-17.69 dB	25.500 GHz	40.000 GHz	1.000 MHz	39.901 00 GHz	-32.87 dBm	-19.87 dB	<p>intentionally blank</p>
Limit Check	Line	SPURIOUS_LINE_ABS_002	SPURIOUS_LINE_ABS_002																								
PASS	PASS																										
Range Low	Range Up	RBW	Frequency	Power Abs.	dBm																						
18.000 GHz	24.500 GHz	1.000 MHz	24.406 26 GHz	-30.69 dBm	-17.69 dB																						
25.500 GHz	40.000 GHz	1.000 MHz	39.901 00 GHz	-32.87 dBm	-19.87 dB																						

Remark: In band and out of band frequencies are omitted.



AG1 DFT-s-OFDM Module 2



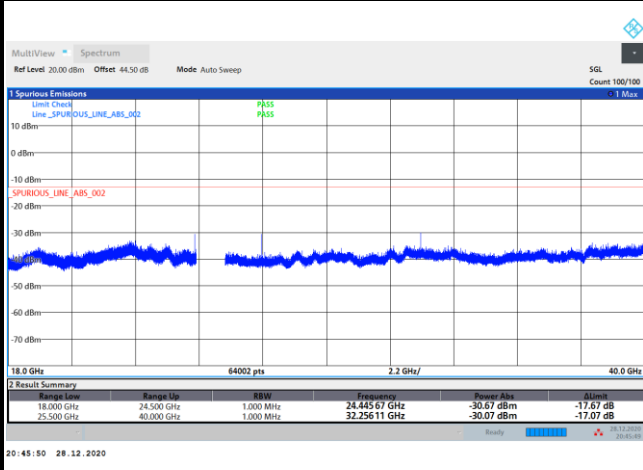
Remark: In band and out of band frequencies are omitted.



AG1 DFT-s-OFDM Module 2

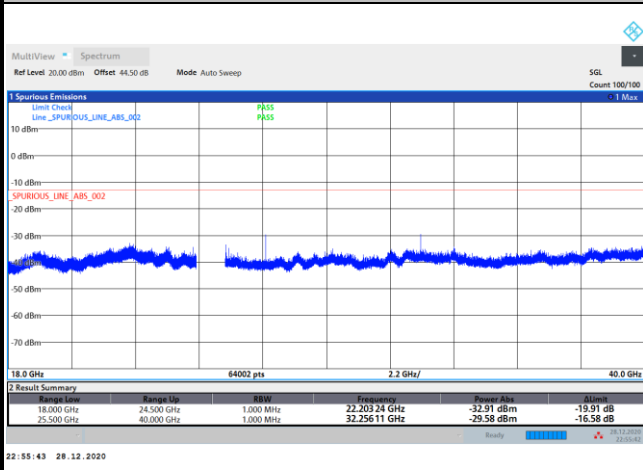
NR Band n258B BPSK (18-40GHz)

Lowest Channel / 200MHz



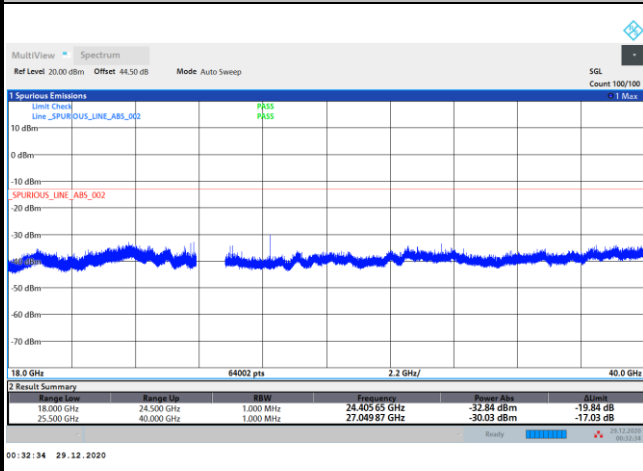
intentionally blank

Middle Channel / 200MHz



intentionally blank

Highest Channel / 200MHz

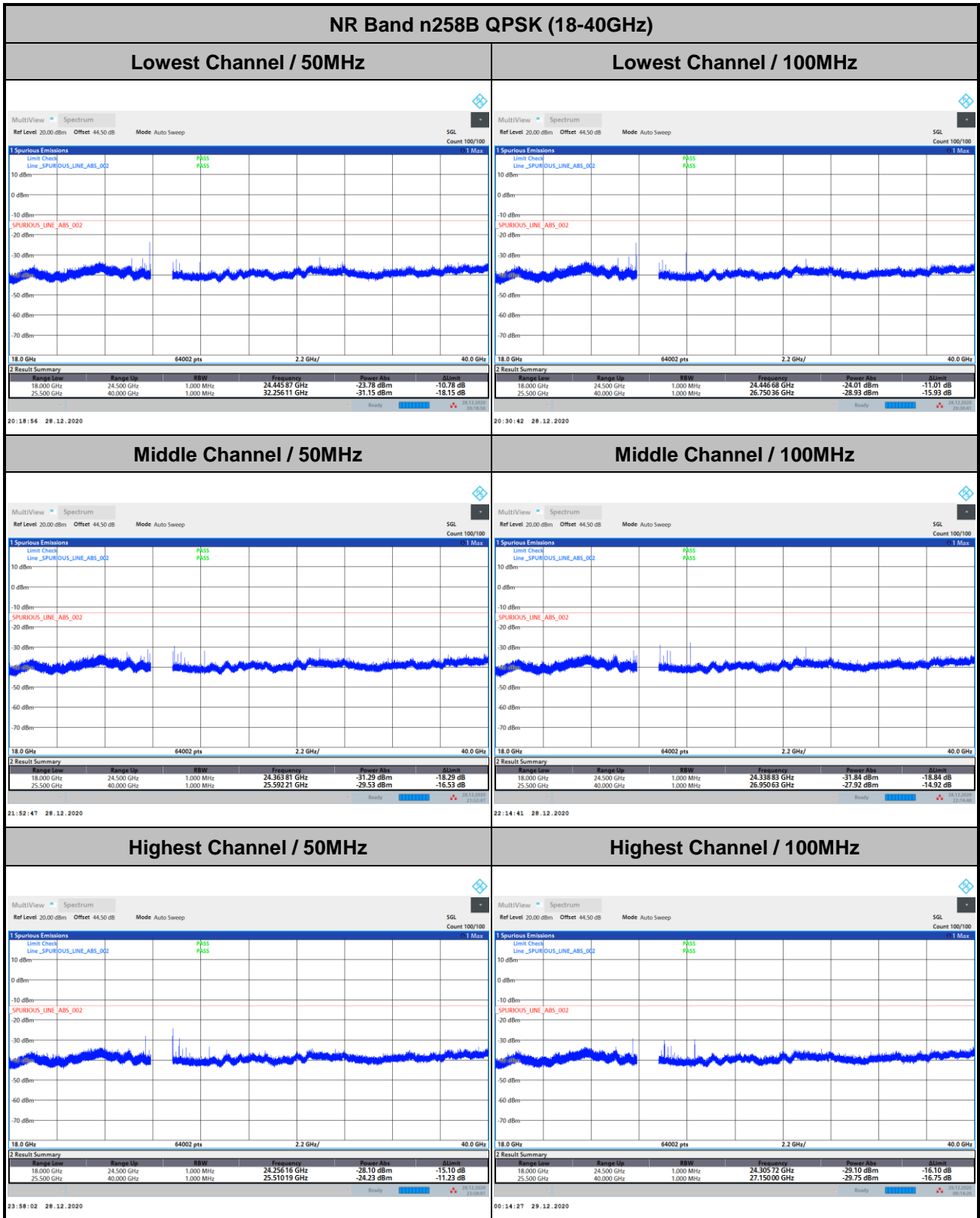


intentionally blank

Remark: In band and out of band frequencies are omitted.



AG1 DFT-s-OFDM Module 2



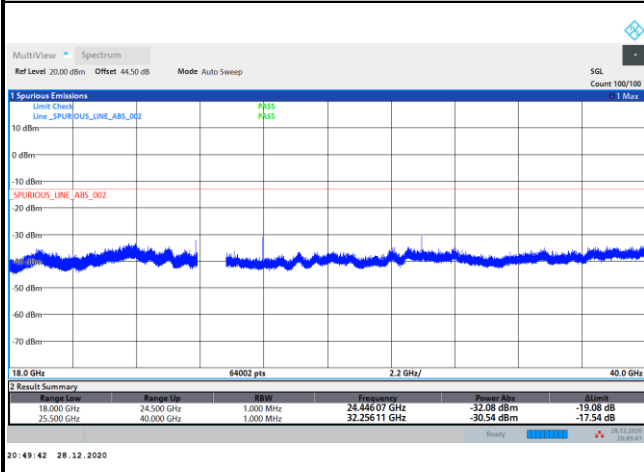
Remark: In band and out of band frequencies are omitted.



AG1 DFT-s-OFDM Module 2

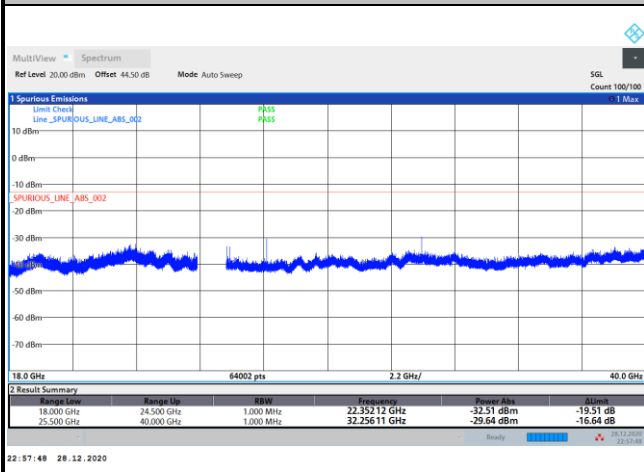
NR Band n258B QPSK (18-40GHz)

Lowest Channel / 200MHz



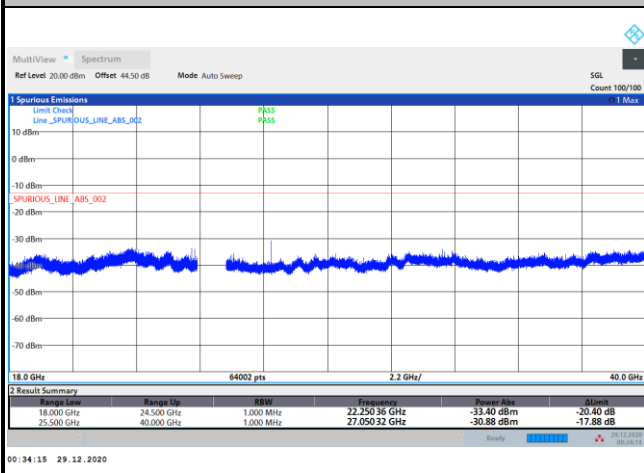
intentionally blank

Middle Channel / 200MHz



intentionally blank

Highest Channel / 200MHz

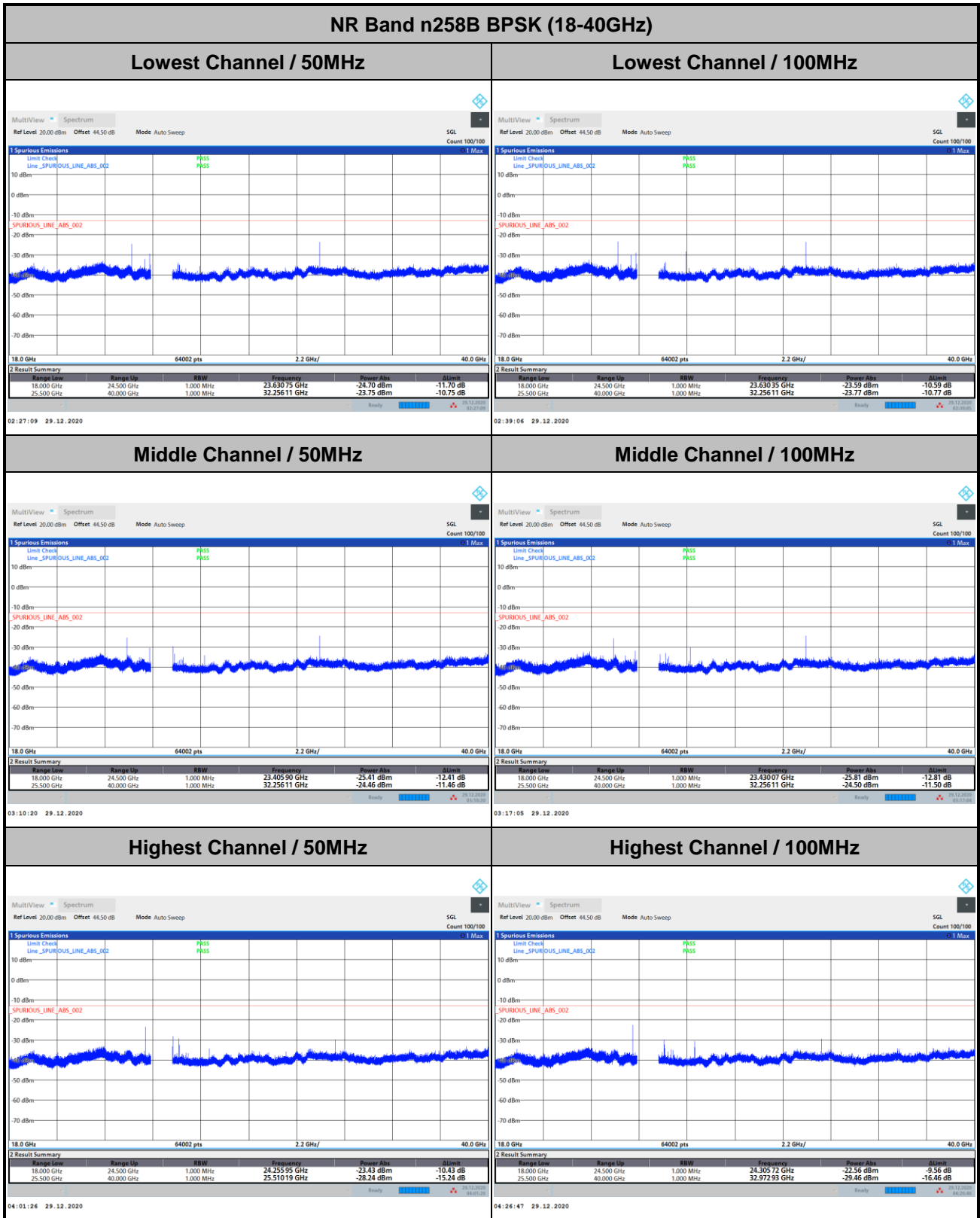


intentionally blank

Remark: In band and out of band frequencies are omitted.



AG0+1 DFT-s-OFDM Module 2



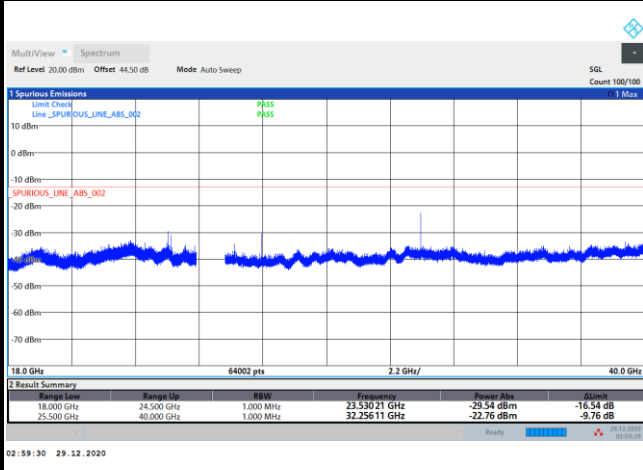
Remark: In band and out of band frequencies are omitted.



AG0+1 DFT-s-OFDM Module 2

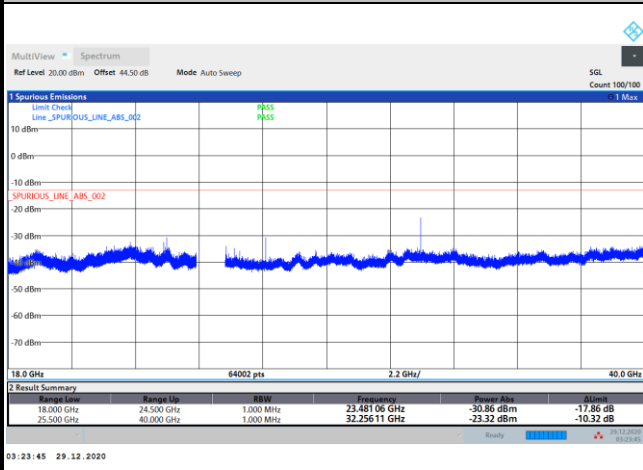
NR Band n258B BPSK (18-40GHz)

Lowest Channel / 200MHz



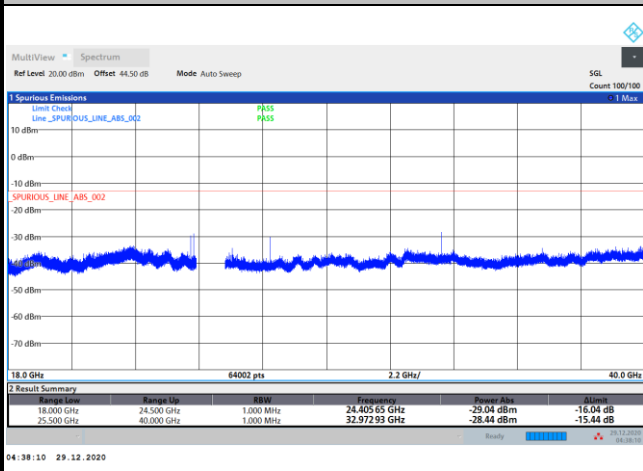
intentionally blank

Middle Channel / 200MHz



intentionally blank

Highest Channel / 200MHz



intentionally blank

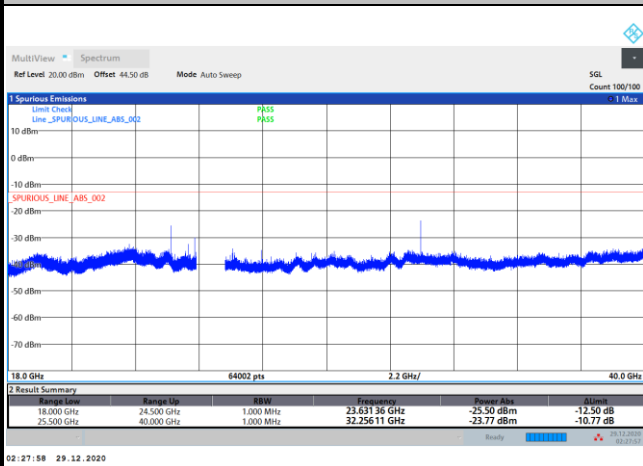
Remark: In band and out of band frequencies are omitted.



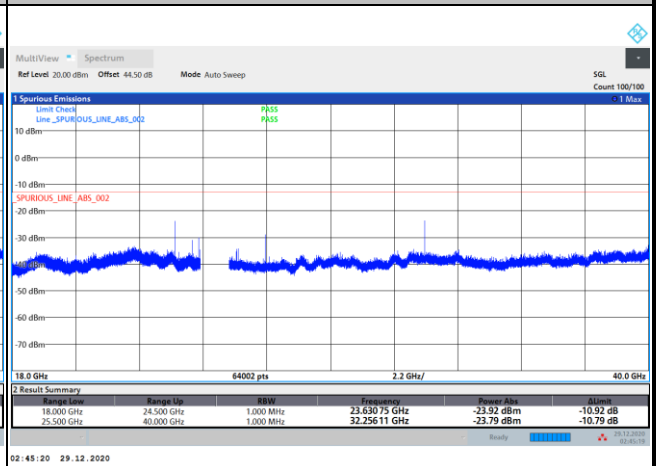
AG0+1 DFT-s-OFDM Module 2

NR Band n258B QPSK (18-40GHz)

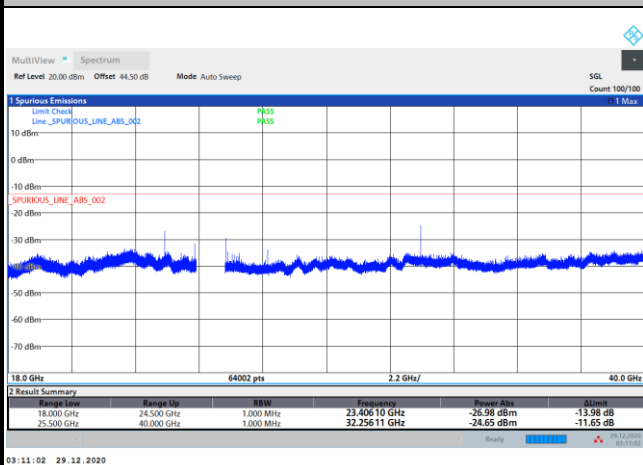
Lowest Channel / 50MHz



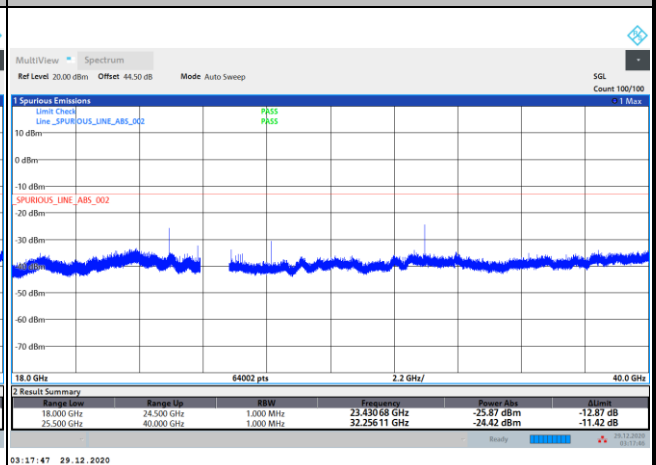
Lowest Channel / 100MHz



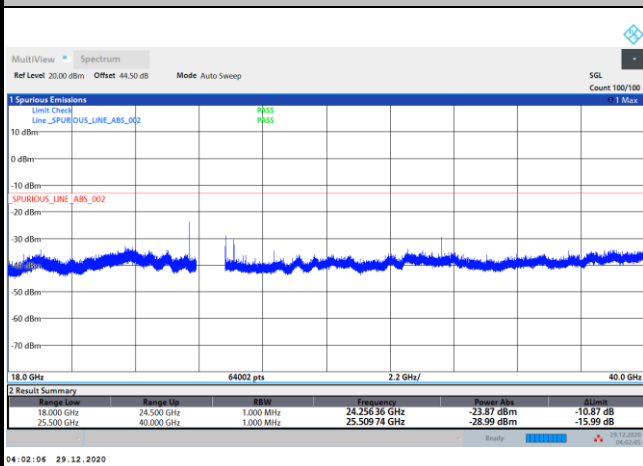
Middle Channel / 50MHz



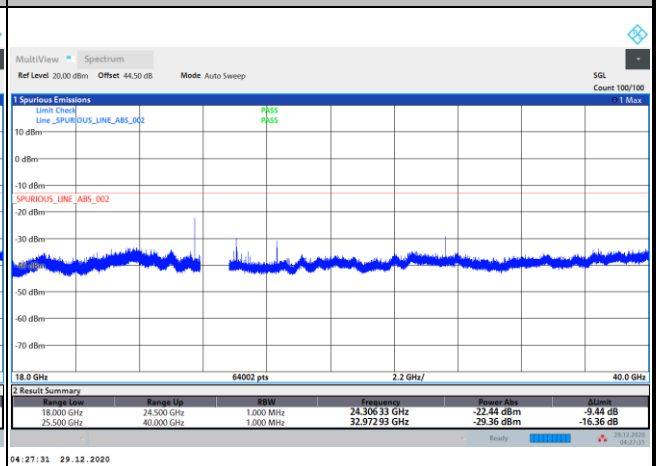
Middle Channel / 100MHz



Highest Channel / 50MHz



Highest Channel / 100MHz



Remark: In band and out of band frequencies are omitted.



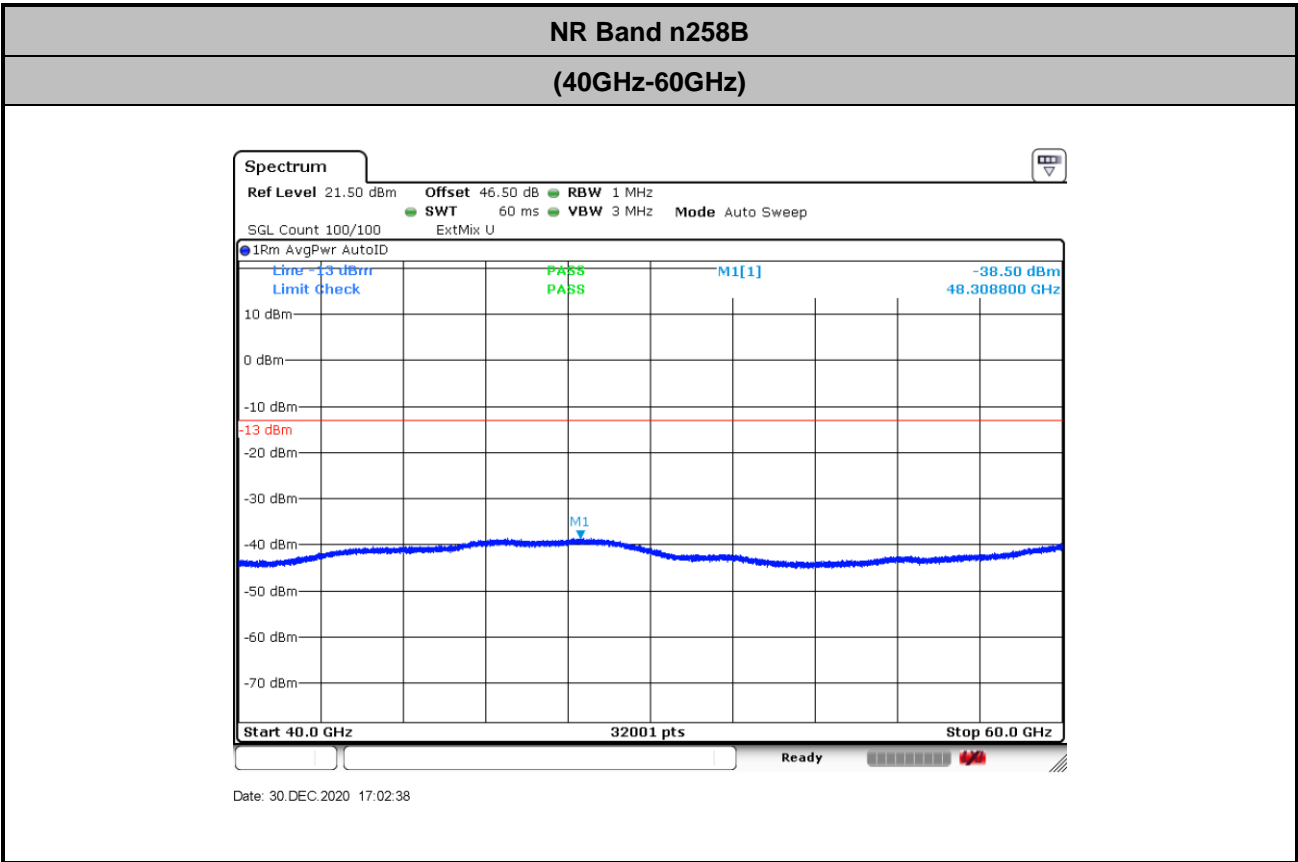
AG0+1 DFT-s-OFDM Module 2

NR Band n258B QPSK (18-40GHz)																			
<p>Lowest Channel / 200MHz</p> <p>MultiView Spectrum Ref Level 20.00 dBm Offset 44.50 dB Mode Auto Sweep SGL Count 100/100</p> <p>Spurious Emissions Limit Check Line_SPURIOUS_LINE_ABS_002 PASS Line_SPURIOUS_LINE_ABS_002 PASS SPURIOUS_LINE_ABS_002</p> <p>18.0 GHz 64002 pts 2.2 GHz/ 40.0 GHz</p> <table border="1"> <thead> <tr> <th>Range Low</th> <th>Range Up</th> <th>RBW</th> <th>Frequency</th> <th>Power Abs</th> <th>Limit</th> </tr> </thead> <tbody> <tr> <td>18.000 GHz</td> <td>24.500 GHz</td> <td>1.000 MHz</td> <td>23.63116 GHz</td> <td>-30.50 dBm</td> <td>-17.50 dB</td> </tr> <tr> <td>25.500 GHz</td> <td>40.000 GHz</td> <td>1.000 MHz</td> <td>32.25611 GHz</td> <td>-22.55 dBm</td> <td>-9.55 dB</td> </tr> </tbody> </table> <p>03:00:21 29.12.2020</p>	Range Low	Range Up	RBW	Frequency	Power Abs	Limit	18.000 GHz	24.500 GHz	1.000 MHz	23.63116 GHz	-30.50 dBm	-17.50 dB	25.500 GHz	40.000 GHz	1.000 MHz	32.25611 GHz	-22.55 dBm	-9.55 dB	<p>intentionally blank</p>
Range Low	Range Up	RBW	Frequency	Power Abs	Limit														
18.000 GHz	24.500 GHz	1.000 MHz	23.63116 GHz	-30.50 dBm	-17.50 dB														
25.500 GHz	40.000 GHz	1.000 MHz	32.25611 GHz	-22.55 dBm	-9.55 dB														
<p>Middle Channel / 200MHz</p> <p>MultiView Spectrum Ref Level 20.00 dBm Offset 44.50 dB Mode Auto Sweep SGL Count 100/100</p> <p>Spurious Emissions Limit Check Line_SPURIOUS_LINE_ABS_002 PASS Line_SPURIOUS_LINE_ABS_002 PASS SPURIOUS_LINE_ABS_002</p> <p>18.0 GHz 64002 pts 2.2 GHz/ 40.0 GHz</p> <table border="1"> <thead> <tr> <th>Range Low</th> <th>Range Up</th> <th>RBW</th> <th>Frequency</th> <th>Power Abs</th> <th>Limit</th> </tr> </thead> <tbody> <tr> <td>18.000 GHz</td> <td>24.500 GHz</td> <td>1.000 MHz</td> <td>23.48085 GHz</td> <td>-31.00 dBm</td> <td>-18.00 dB</td> </tr> <tr> <td>25.500 GHz</td> <td>40.000 GHz</td> <td>1.000 MHz</td> <td>32.25611 GHz</td> <td>-23.71 dBm</td> <td>-10.71 dB</td> </tr> </tbody> </table> <p>03:24:26 29.12.2020</p>	Range Low	Range Up	RBW	Frequency	Power Abs	Limit	18.000 GHz	24.500 GHz	1.000 MHz	23.48085 GHz	-31.00 dBm	-18.00 dB	25.500 GHz	40.000 GHz	1.000 MHz	32.25611 GHz	-23.71 dBm	-10.71 dB	<p>intentionally blank</p>
Range Low	Range Up	RBW	Frequency	Power Abs	Limit														
18.000 GHz	24.500 GHz	1.000 MHz	23.48085 GHz	-31.00 dBm	-18.00 dB														
25.500 GHz	40.000 GHz	1.000 MHz	32.25611 GHz	-23.71 dBm	-10.71 dB														
<p>Highest Channel / 200MHz</p> <p>MultiView Spectrum Ref Level 20.00 dBm Offset 44.50 dB Mode Auto Sweep SGL Count 100/100</p> <p>Spurious Emissions Limit Check Line_SPURIOUS_LINE_ABS_002 PASS Line_SPURIOUS_LINE_ABS_002 PASS SPURIOUS_LINE_ABS_002</p> <p>18.0 GHz 64002 pts 2.2 GHz/ 40.0 GHz</p> <table border="1"> <thead> <tr> <th>Range Low</th> <th>Range Up</th> <th>RBW</th> <th>Frequency</th> <th>Power Abs</th> <th>Limit</th> </tr> </thead> <tbody> <tr> <td>18.000 GHz</td> <td>24.500 GHz</td> <td>1.000 MHz</td> <td>24.40606 GHz</td> <td>-29.13 dBm</td> <td>-16.13 dB</td> </tr> <tr> <td>25.500 GHz</td> <td>40.000 GHz</td> <td>1.000 MHz</td> <td>32.97293 GHz</td> <td>-28.40 dBm</td> <td>-15.40 dB</td> </tr> </tbody> </table> <p>04:38:56 29.12.2020</p>	Range Low	Range Up	RBW	Frequency	Power Abs	Limit	18.000 GHz	24.500 GHz	1.000 MHz	24.40606 GHz	-29.13 dBm	-16.13 dB	25.500 GHz	40.000 GHz	1.000 MHz	32.97293 GHz	-28.40 dBm	-15.40 dB	<p>intentionally blank</p>
Range Low	Range Up	RBW	Frequency	Power Abs	Limit														
18.000 GHz	24.500 GHz	1.000 MHz	24.40606 GHz	-29.13 dBm	-16.13 dB														
25.500 GHz	40.000 GHz	1.000 MHz	32.97293 GHz	-28.40 dBm	-15.40 dB														

Remark: In band and out of band frequencies are omitted.



There is no significant spurious emission signal found for frequency started from 40GHz up to 100GHz. Only the noise floor is reported.

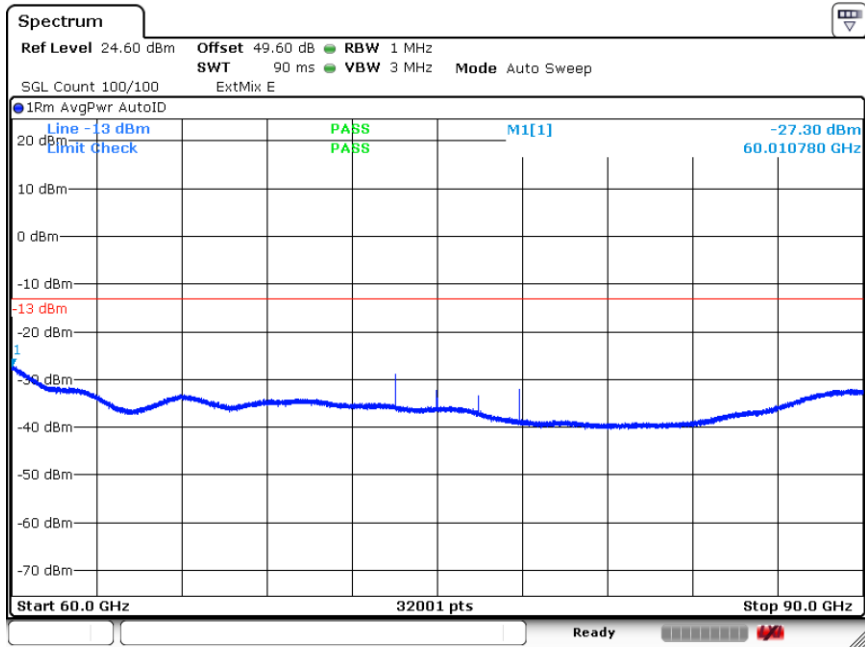


Remark: Offset = Antenna Factor (dB/m) + Cable Loss (dB) + 107 + 20log (D) – 104.8
 = 42.3 + 2 + 107 + 20log(1) – 104.8 = 46.5 (dB)



NR Band n258B

(60GHz-90GHz)



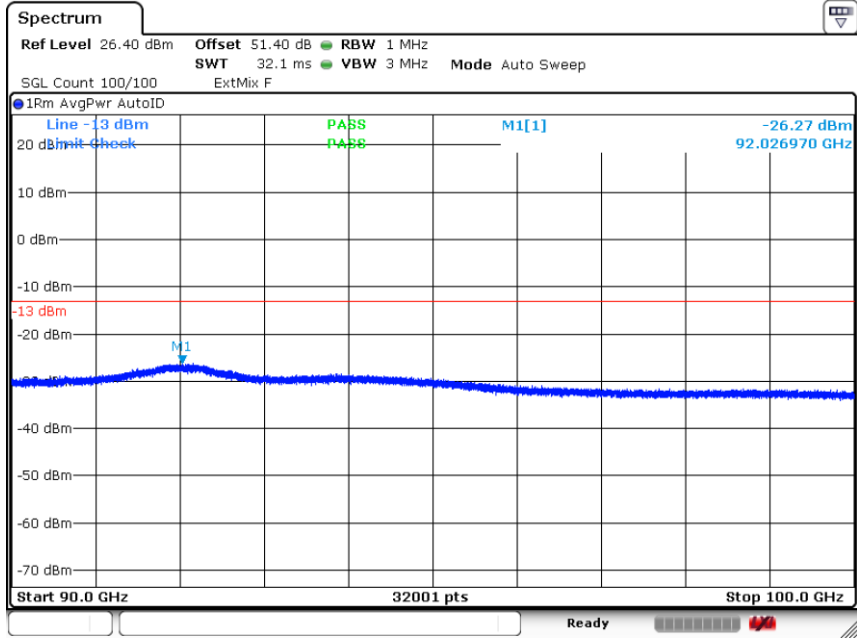
Date: 30 DEC.2020 17:05:05

Remark: Offset = Antenna Factor (dB/m) + Cable Loss (dB) + 107 + 20log (D) – 104.8
= 45.4 + 2 + 107 + 20log(1) – 104.8 = 49.6 (dB)



NR Band n258B

(90GHz-100GHz)



Date: 30.DEC.2020 17:34:14

Remark: Offset = Antenna Factor (dB/m) + Cable Loss (dB) + 107 + 20log (D) – 104.8
 = 47.2 + 2 + 107 + 20log(1) – 104.8 = 51.4 (dB)



Frequency Stability

Test Conditions		NR Band n258b / Middle Channel			Limit
Temperature (°C)	Voltage (Volt)	CW tone			Note 2.
		Frequency (GHz)	Deviation (kHz)	Deviation (ppm)	Result
50	Normal Voltage	25.00012987	-130.370	5.215	Pass
40	Normal Voltage	25.00008641	-86.910	3.476	
30	Normal Voltage	25.00003097	-31.470	1.259	
20(Ref.)	Normal Voltage	24.9999995	0.000	0.000	
10	Normal Voltage	24.99997702	22.480	0.899	
0	Normal Voltage	24.99995305	46.450	1.858	
-10	Normal Voltage	24.9999016	97.900	3.916	
-20	Normal Voltage	24.99988312	116.380	4.655	
-30	Normal Voltage	24.99985315	146.350	5.854	
20	Maximum Voltage	25.0000015	-2.000	0.080	
20	Normal Voltage	24.9999965	3.000	0.120	
20	Battery End Point	24.99999251	6.990	0.280	

Note:

1. Normal Voltage =7.74 V. ; Battery End Point (BEP) =7.2 V. ; Maximum Voltage =8.9 V.
2. The frequency fundamental emissions stay within the operation band.



NR Band n260 Module 0

Occupied Bandwidth

AG0

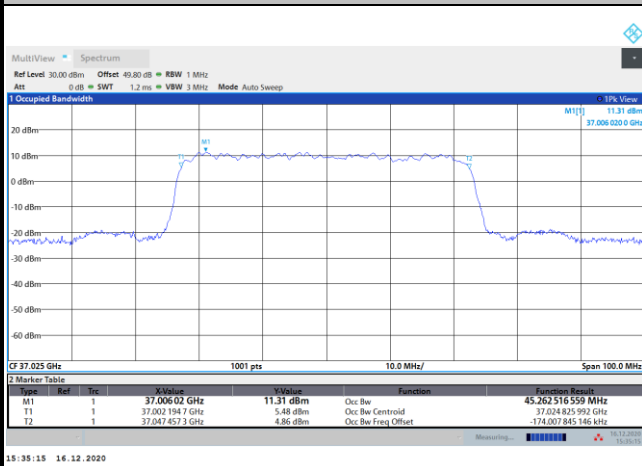
Mode	DFT-s-OFDM Module 0 NR Band n260 : 99%OBW(MHz)											
	50MHz				100MHz				200MHz			
BW												
Mod.	BPSK	QPSK	16QAM	64QAM	BPSK	QPSK	16QAM	64QAM	BPSK	QPSK	16QAM	64QAM
Lowest CH	45.26	45.66	45.31	45.37	90.76	90.71	90.60	90.54	188.32	188.14	188.67	188.55
Middle CH	45.12	45.54	45.41	45.28	90.32	90.35	90.54	90.57	187.95	188.12	188.33	188.25
Highest CH	45.04	45.51	45.33	45.24	90.81	90.41	90.66	90.64	188.39	188.23	188.38	188.47



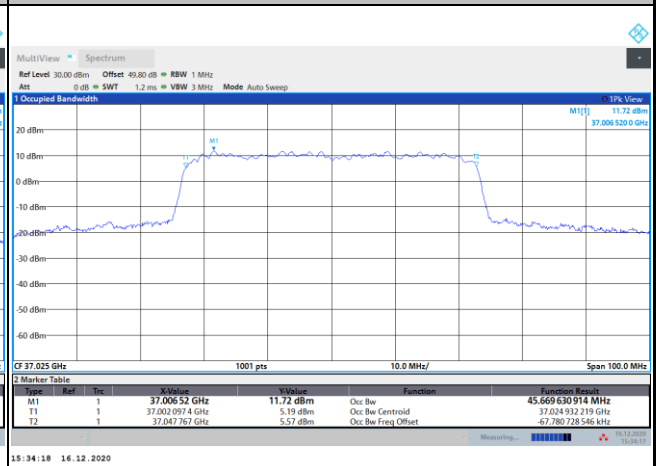
DFT-s-OFDM Module 0

NR Band n260

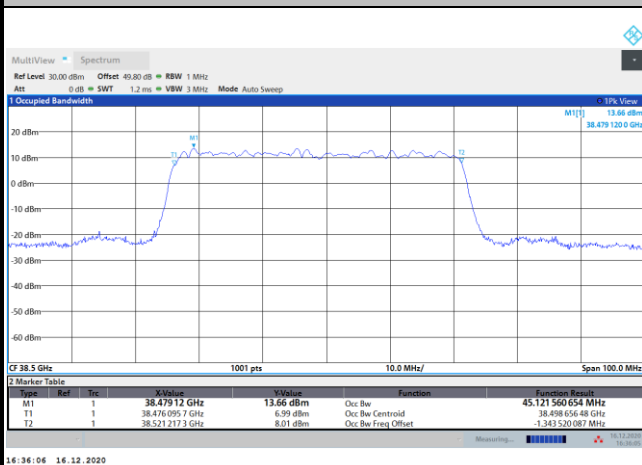
Lowest Channel / 50MHz / BPSK



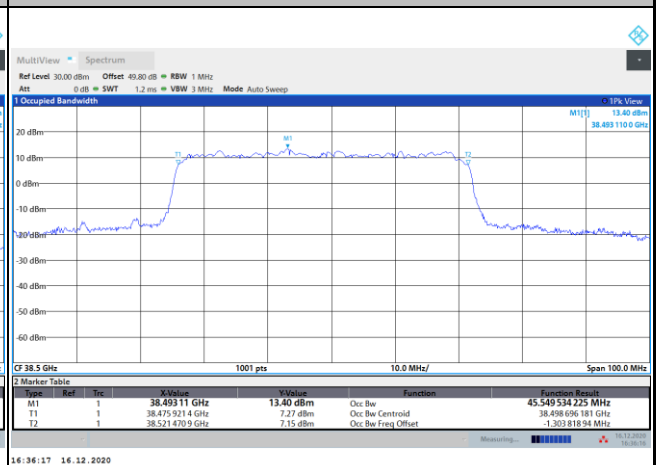
Lowest Channel / 50MHz / QPSK



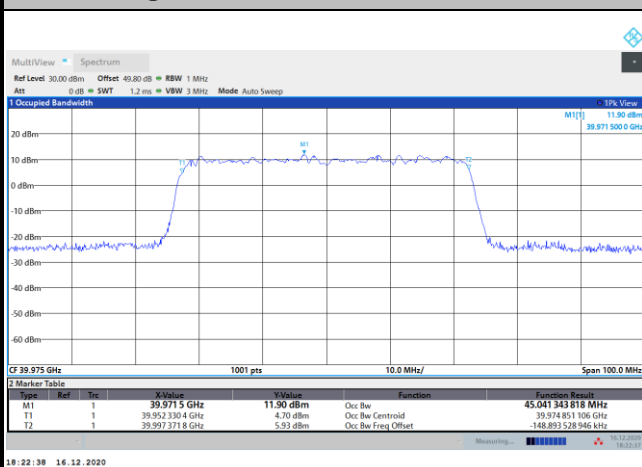
Middle Channel / 50MHz / BPSK



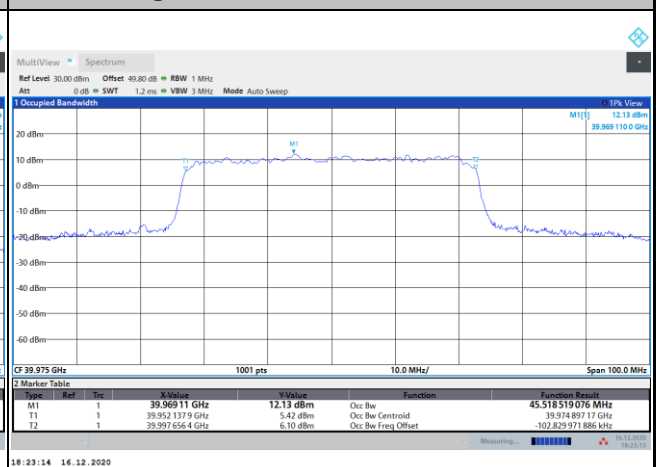
Middle Channel / 50MHz / QPSK



Highest Channel / 50MHz / BPSK



Highest Channel / 50MHz / QPSK

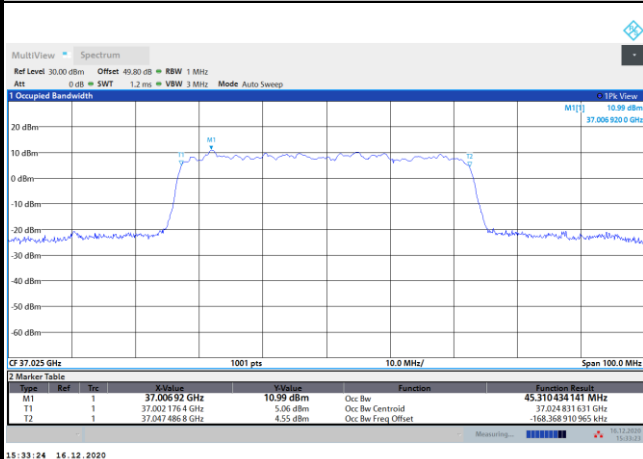




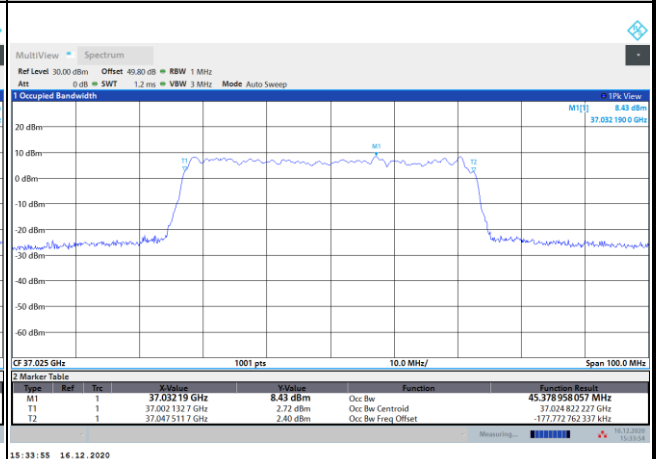
DFT-s-OFDM Module 0

NR Band n260

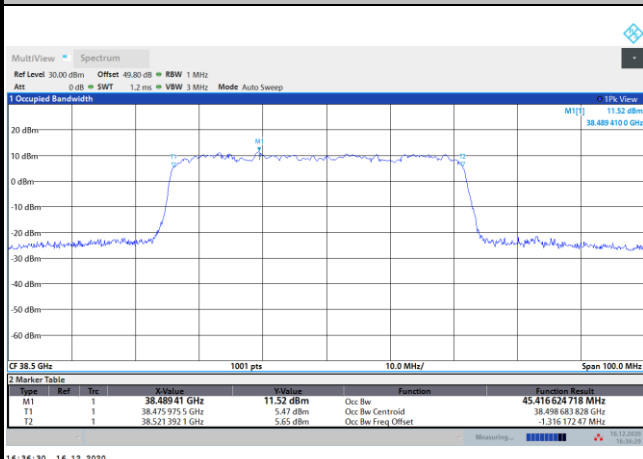
Lowest Channel / 50MHz / 16QAM



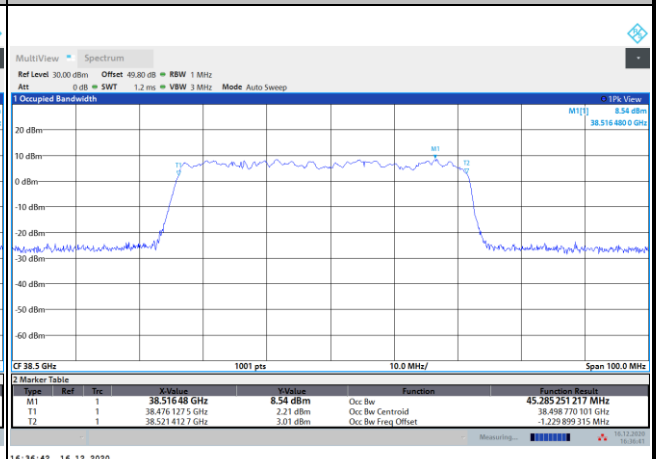
Lowest Channel / 50MHz / 64QAM



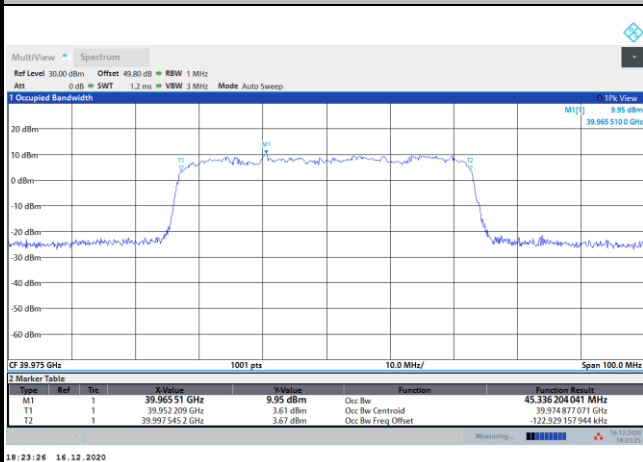
Middle Channel / 50MHz / 16QAM



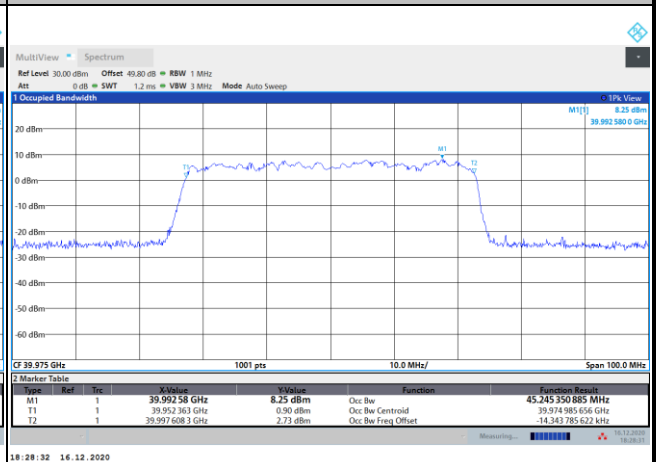
Middle Channel / 50MHz / 64QAM



Highest Channel / 50MHz / 16QAM



Highest Channel / 50MHz / 64QAM

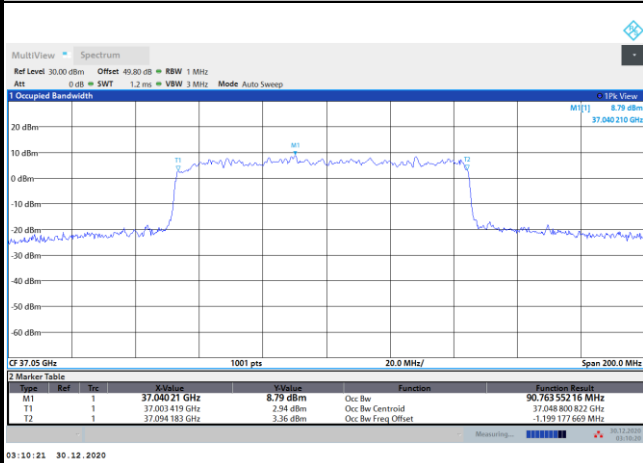




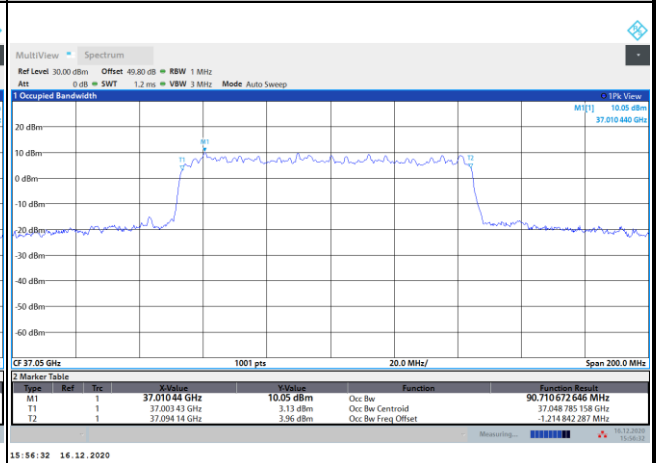
DFT-s-OFDM Module 0

NR Band n260

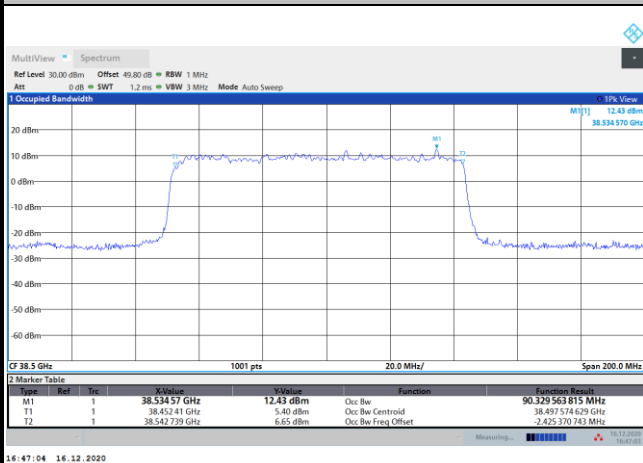
Lowest Channel / 100MHz / BPSK



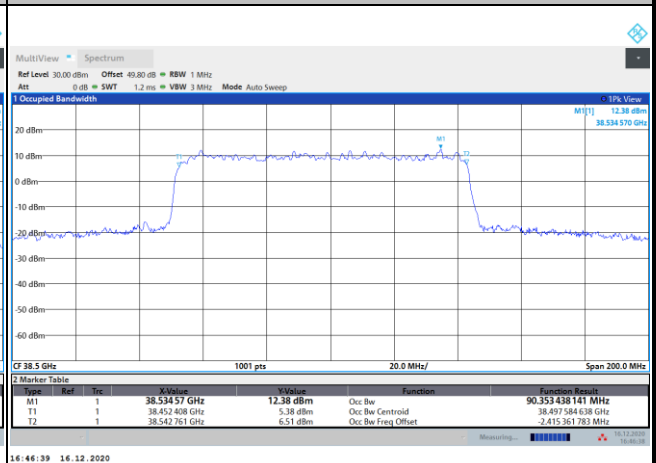
Lowest Channel / 100MHz / QPSK



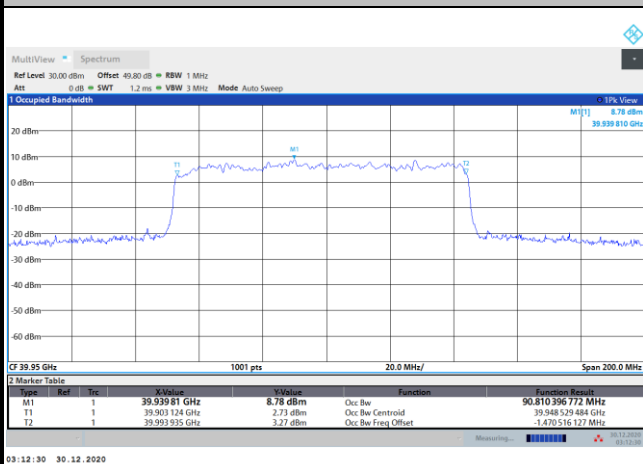
Middle Channel / 100MHz / BPSK



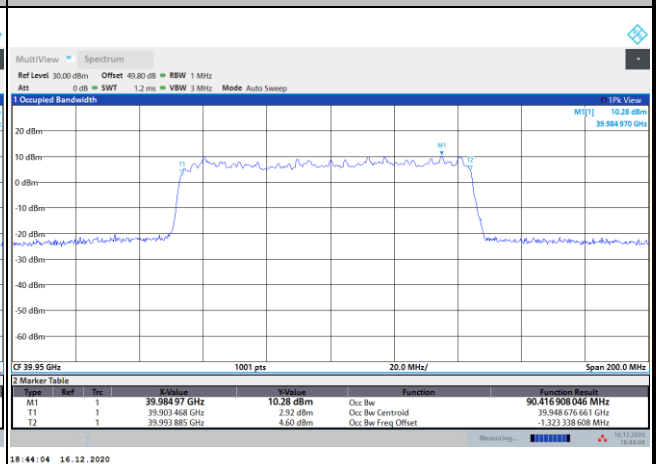
Middle Channel / 100MHz / QPSK



Highest Channel / 100MHz / BPSK



Highest Channel / 100MHz / QPSK

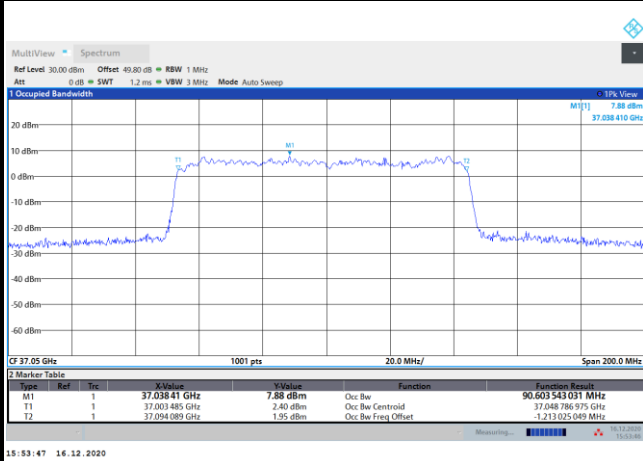




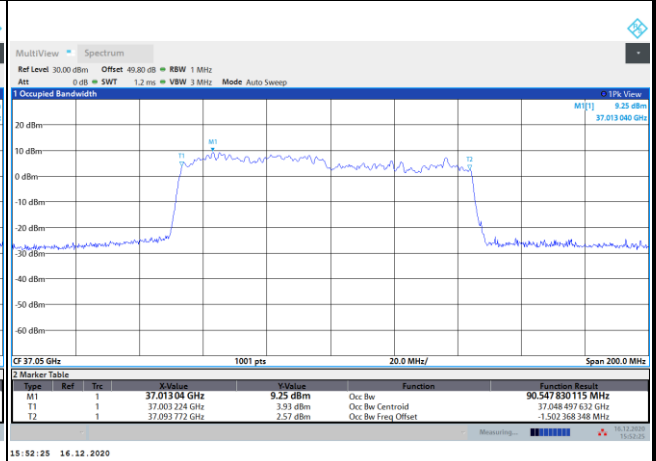
DFT-s-OFDM Module 0

NR Band n260

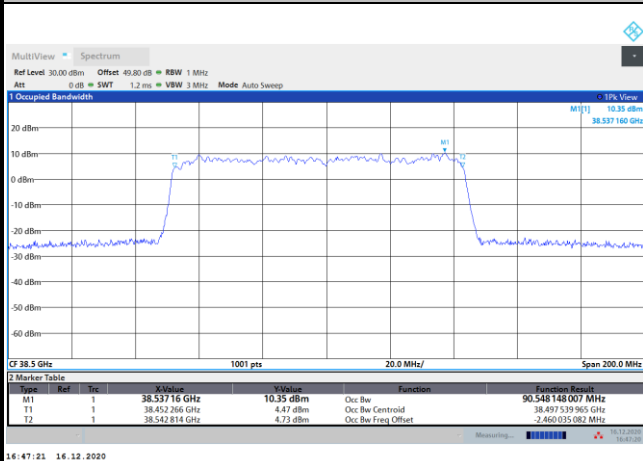
Lowest Channel / 100MHz / 16QAM



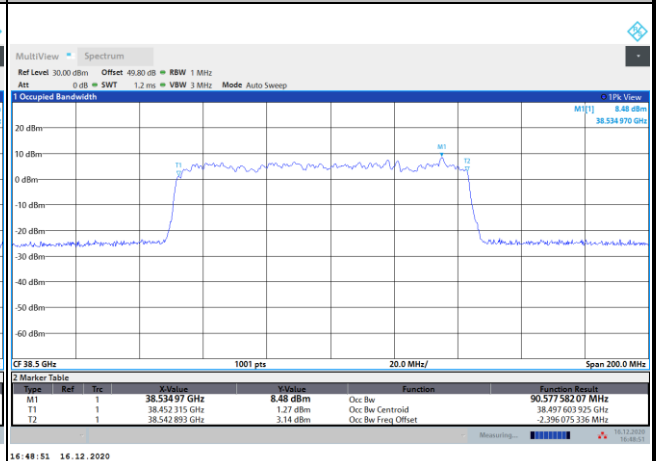
Lowest Channel / 100MHz / 64QAM



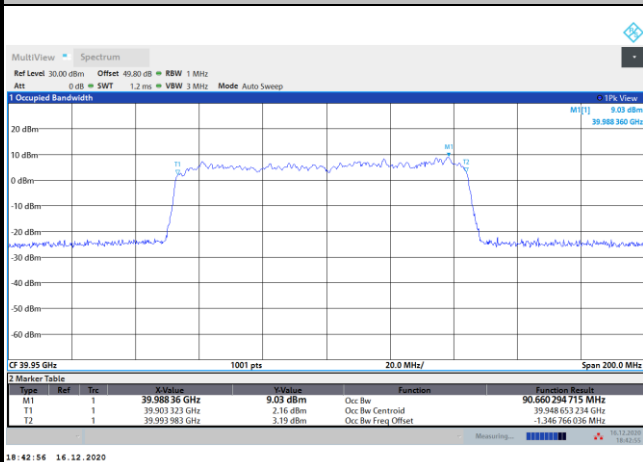
Middle Channel / 100MHz / 16QAM



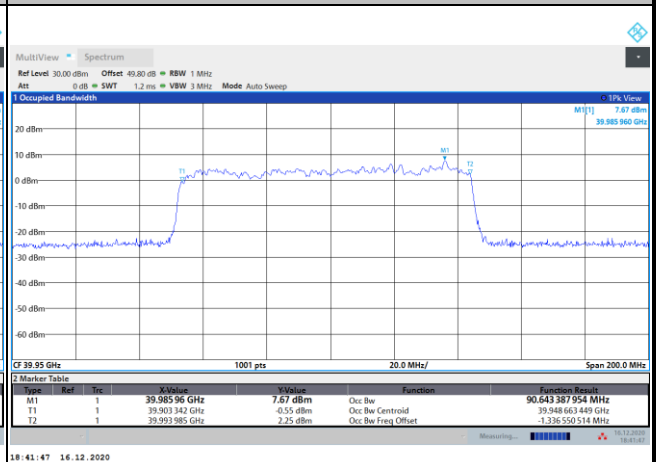
Middle Channel / 100MHz / 64QAM



Highest Channel / 100MHz / 16QAM



Highest Channel / 100MHz / 64QAM

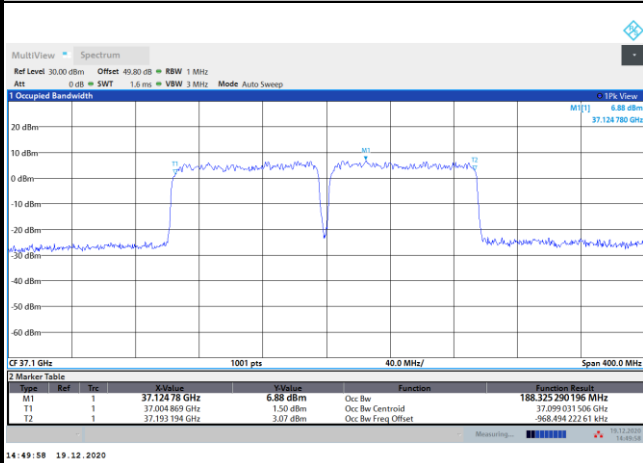




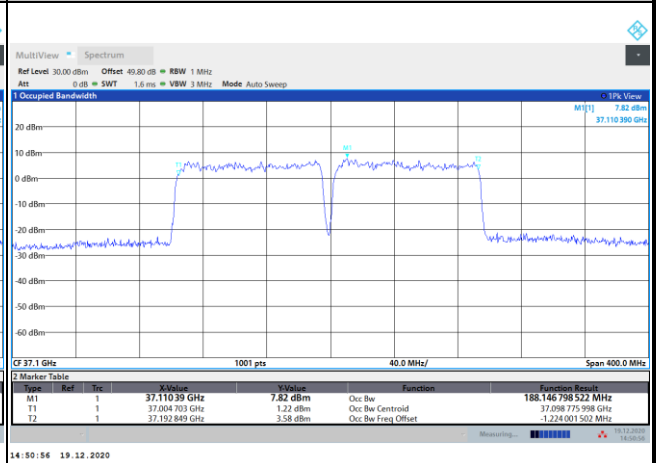
DFT-s-OFDM Module 0

NR Band n260

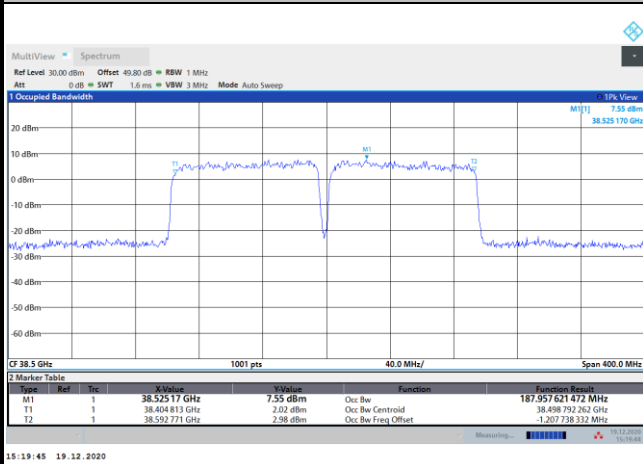
Lowest Channel / 200MHz / BPSK



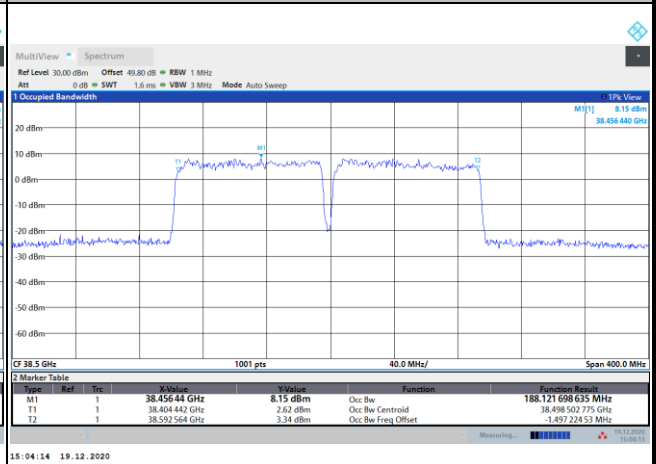
Lowest Channel / 200MHz / QPSK



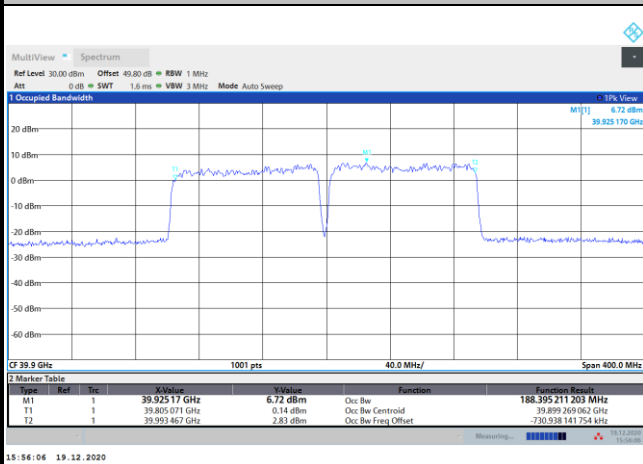
Middle Channel / 200MHz / BPSK



Middle Channel / 200MHz / QPSK



Highest Channel / 200MHz / BPSK



Highest Channel / 200MHz / QPSK

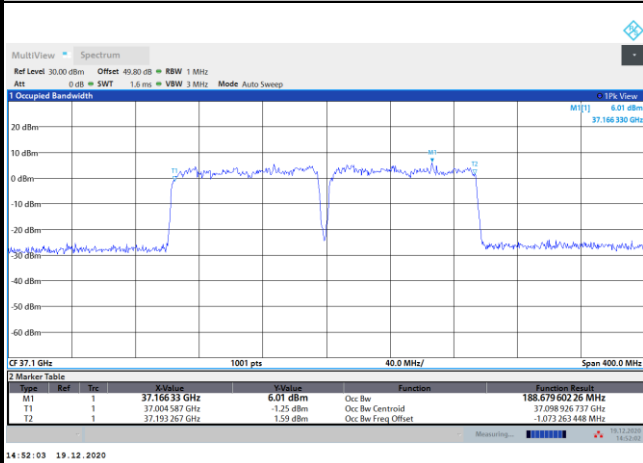




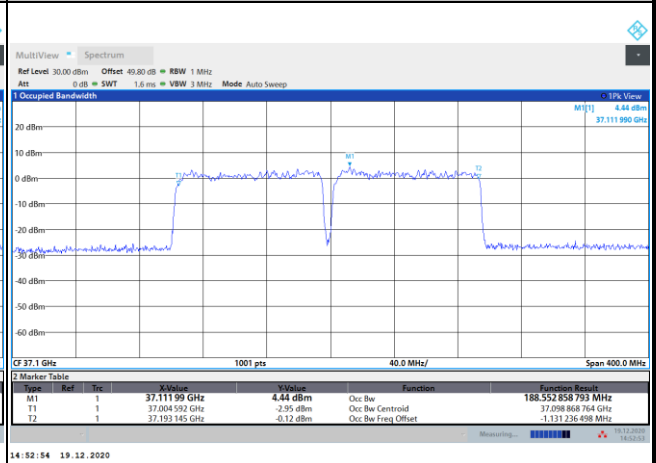
DFT-s-OFDM Module 0

NR Band n260

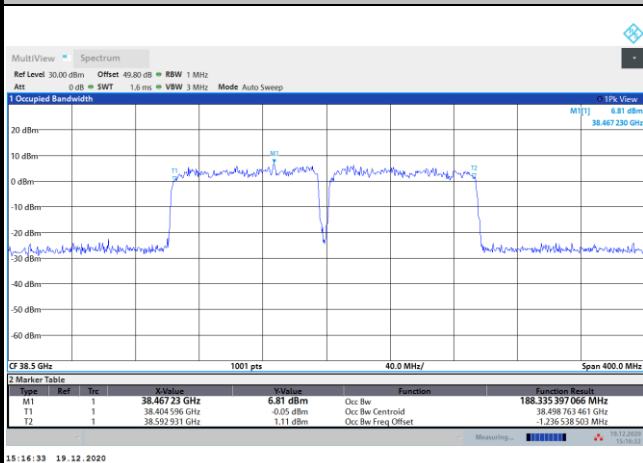
Lowest Channel / 200MHz / 16QAM



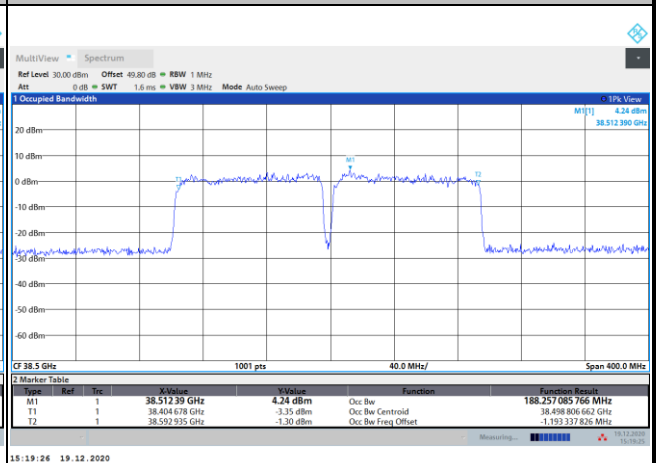
Lowest Channel / 200MHz / 64QAM



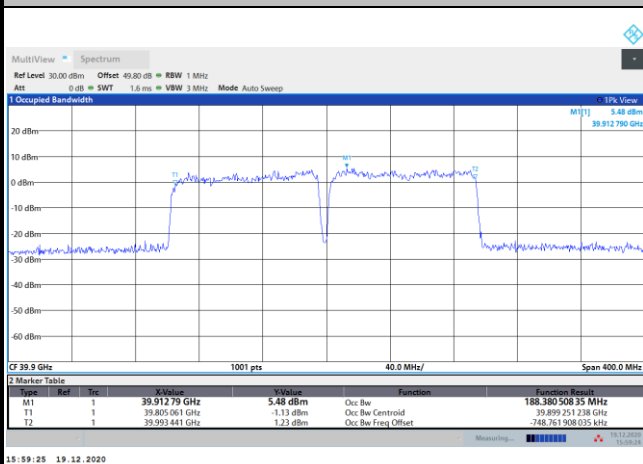
Middle Channel / 200MHz / 16QAM



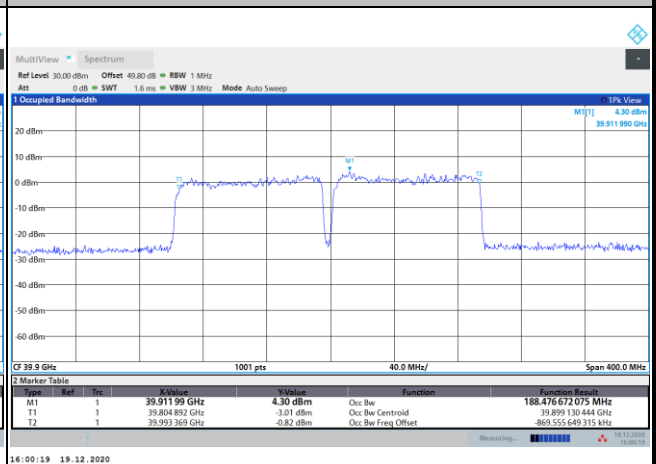
Middle Channel / 200MHz / 64QAM



Highest Channel / 200MHz / 16QAM



Highest Channel / 200MHz / 64QAM





AG1

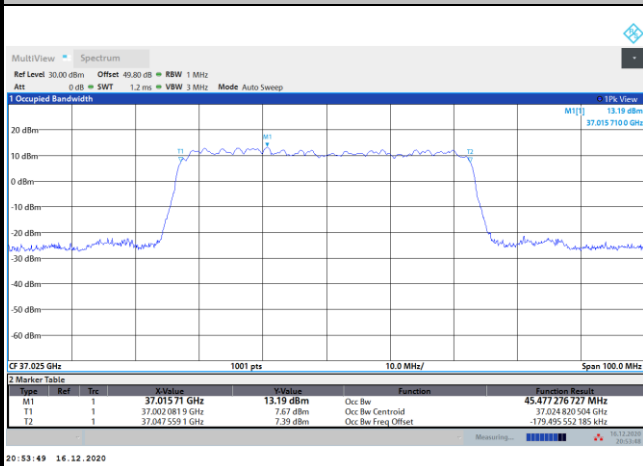
Mode	DFT-s-OFDM Module 0 NR Band n260 : 99%OBW(MHz)											
BW	50MHz				100MHz				200MHz			
Mod.	BPSK	QPSK	16QAM	64QAM	BPSK	QPSK	16QAM	64QAM	BPSK	QPSK	16QAM	64QAM
Lowest CH	45.47	45.47	45.27	45.45	90.84	91.01	90.62	90.77	188.60	189.20	188.60	188.74
Middle CH	45.43	45.45	45.22	45.45	90.12	90.57	90.34	90.27	188.11	188.66	187.85	188.18
Highest CH	45.23	45.21	45.11	45.16	90.11	90.56	90.23	90.20	188.38	188.83	188.08	188.28



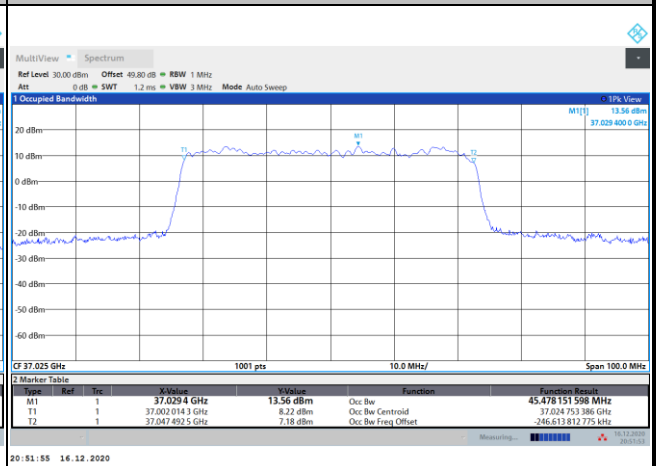
DFT-s-OFDM Module 0

NR Band n260

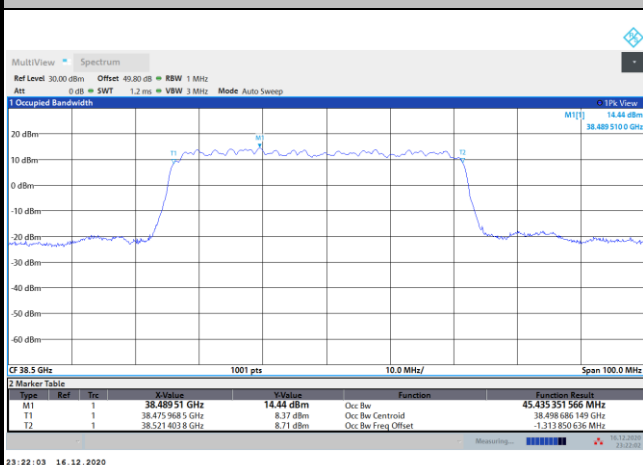
Lowest Channel / 50MHz / BPSK



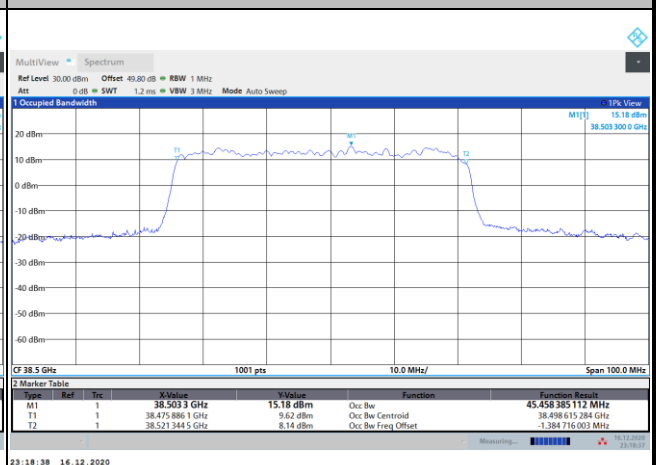
Lowest Channel / 50MHz / QPSK



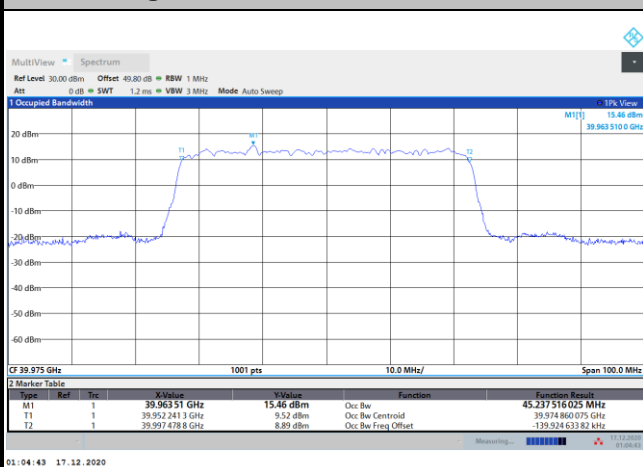
Middle Channel / 50MHz / BPSK



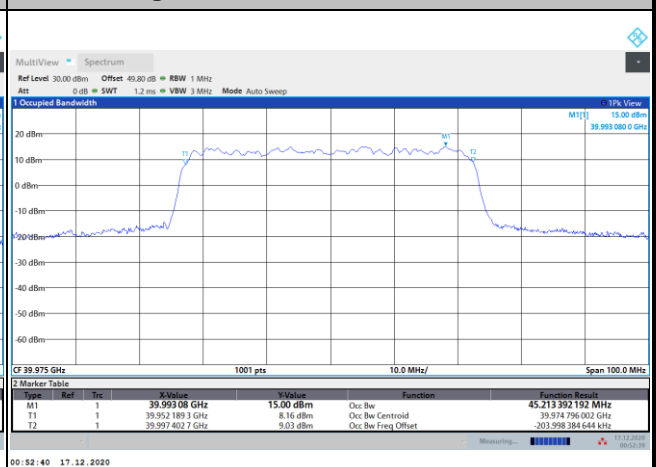
Middle Channel / 50MHz / QPSK



Highest Channel / 50MHz / BPSK



Highest Channel / 50MHz / QPSK

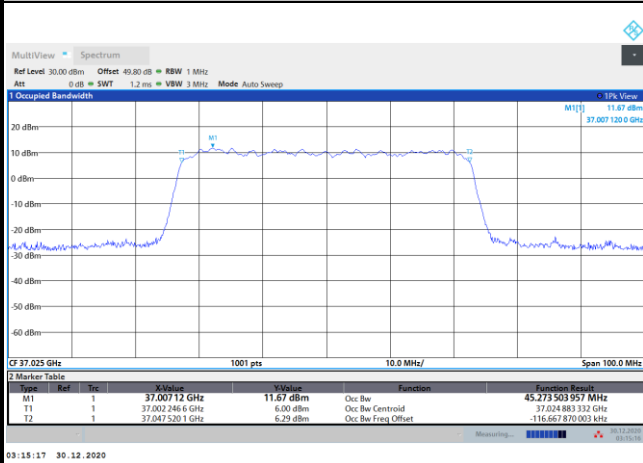




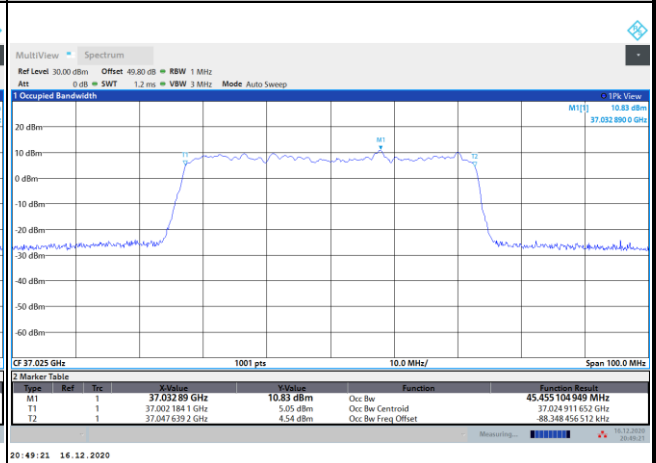
DFT-s-OFDM Module 0

NR Band n260

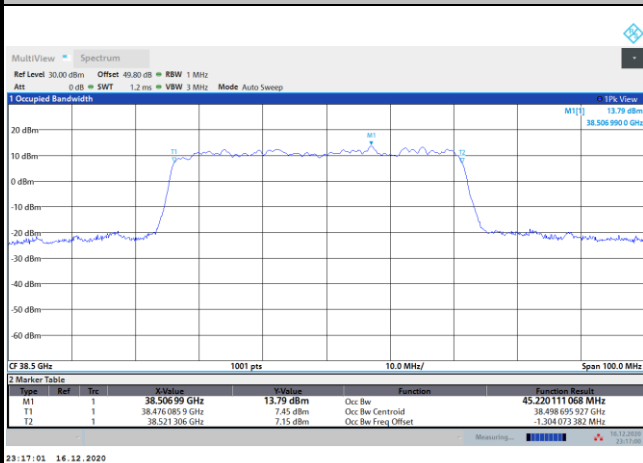
Lowest Channel / 50MHz / 16QAM



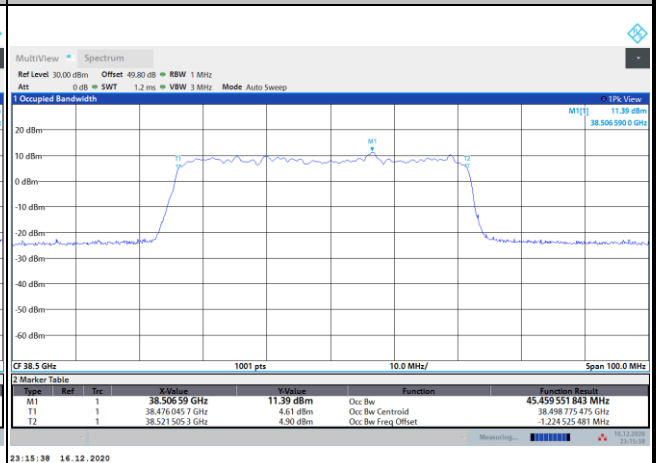
Lowest Channel / 50MHz / 64QAM



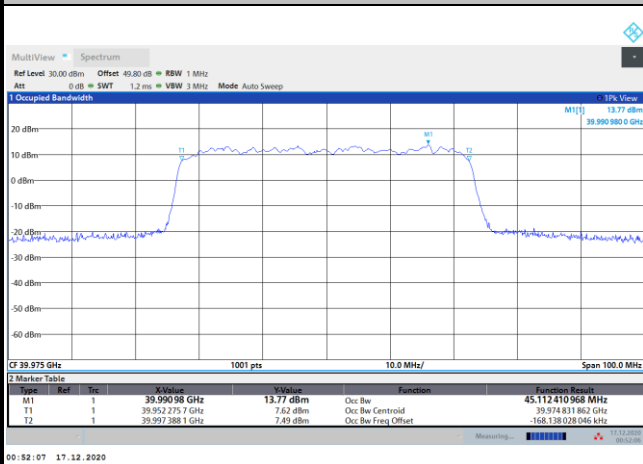
Middle Channel / 50MHz / 16QAM



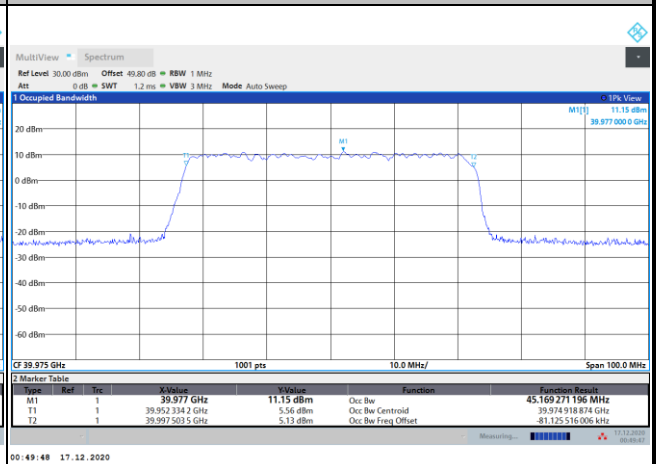
Middle Channel / 50MHz / 64QAM



Highest Channel / 50MHz / 16QAM



Highest Channel / 50MHz / 64QAM

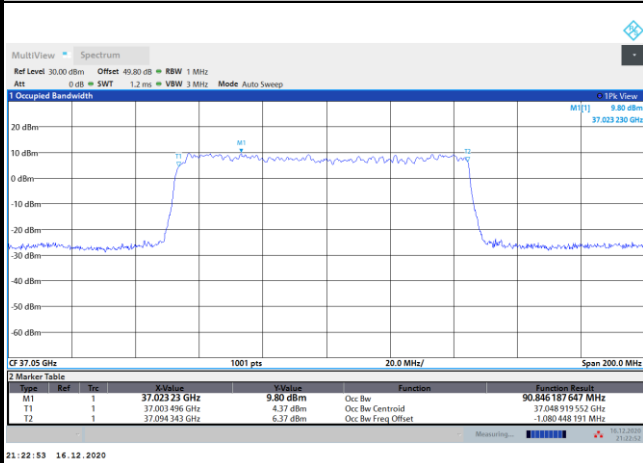




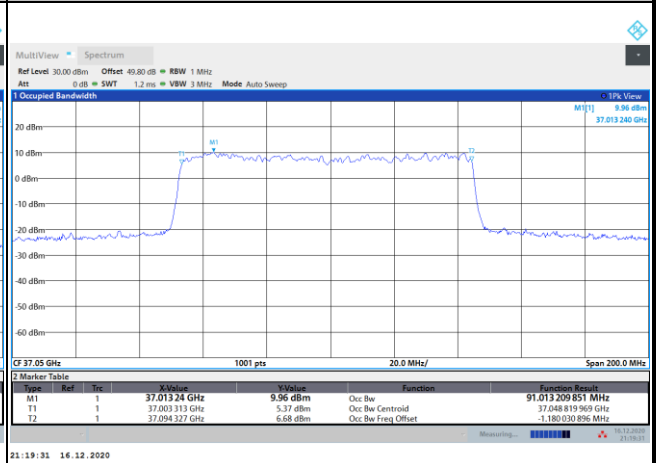
DFT-s-OFDM Module 0

NR Band n260

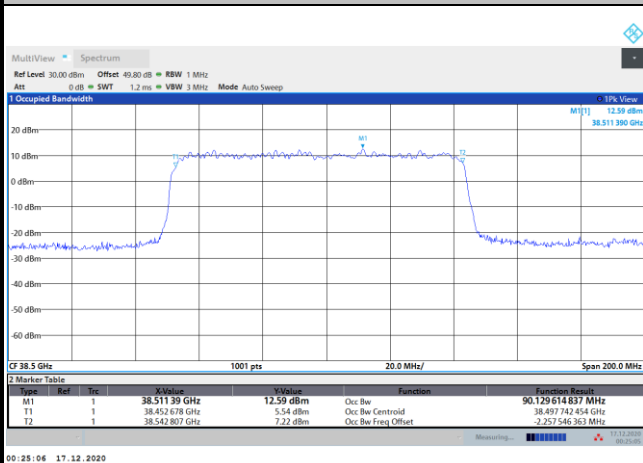
Lowest Channel / 100MHz / BPSK



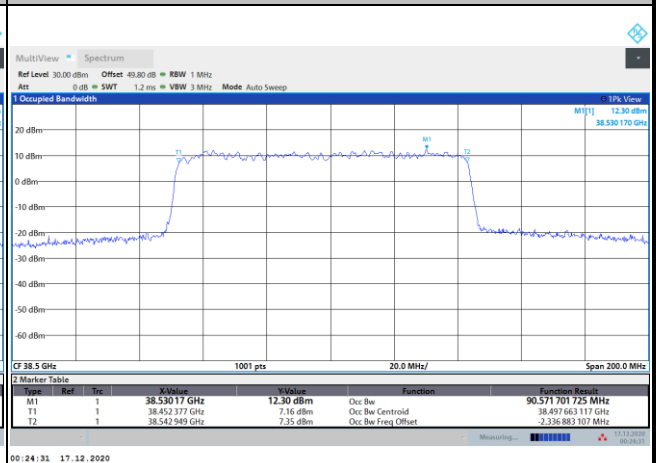
Lowest Channel / 100MHz / QPSK



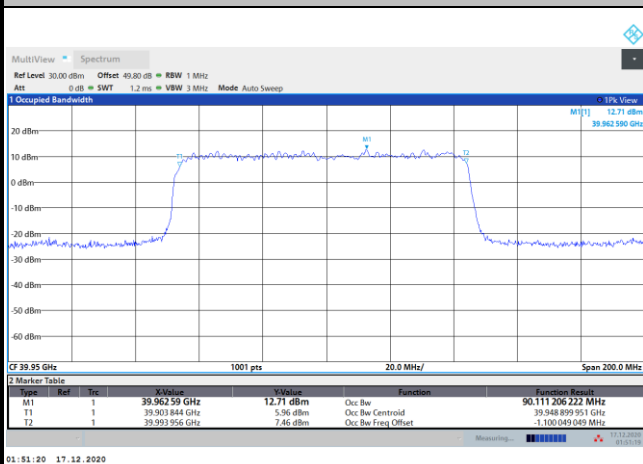
Middle Channel / 100MHz / BPSK



Middle Channel / 100MHz / QPSK



Highest Channel / 100MHz / BPSK



Highest Channel / 100MHz / QPSK

