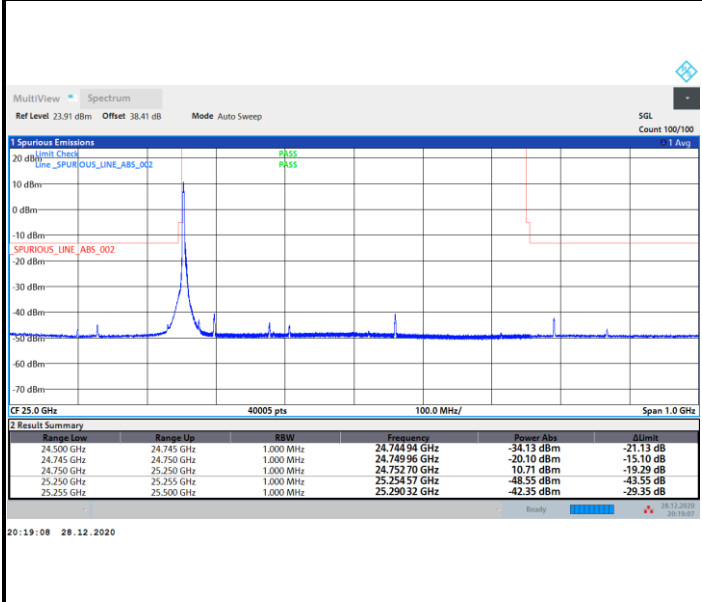




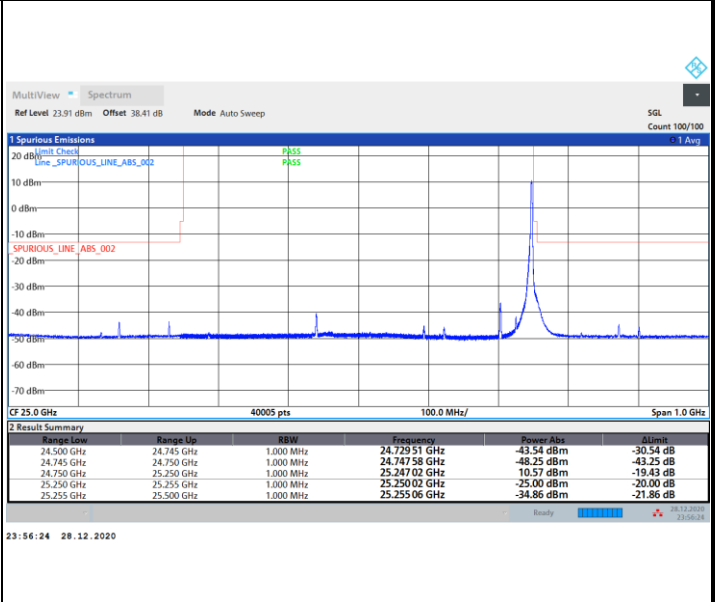
DFT-s-OFDM Module 1

NR Band n258B / 50MHz / BPSK

Lowest Band Edge / 1 RB

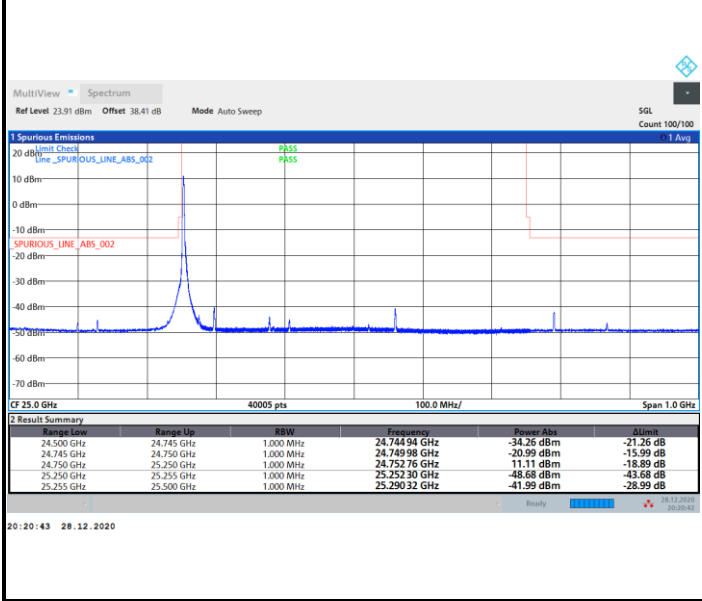


Highest Band Edge / 1 RB

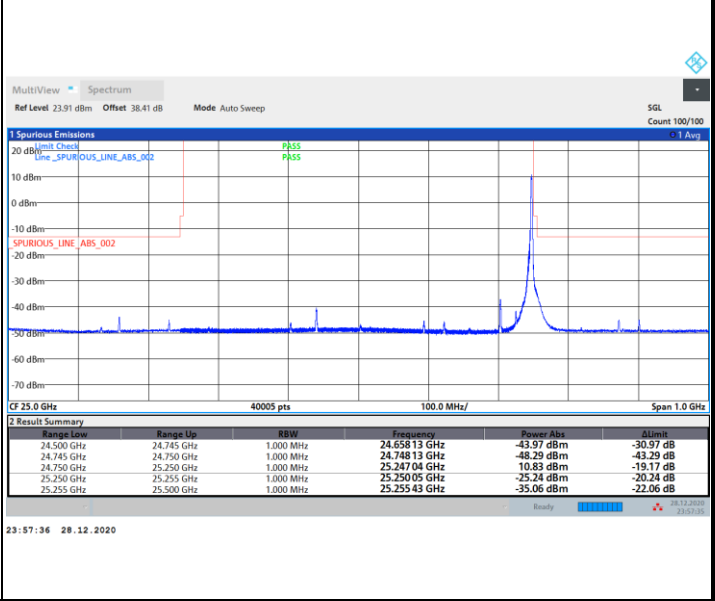


NR Band n258B / 50MHz / QPSK

Lowest Band Edge / 1 RB



Highest Band Edge / 1 RB



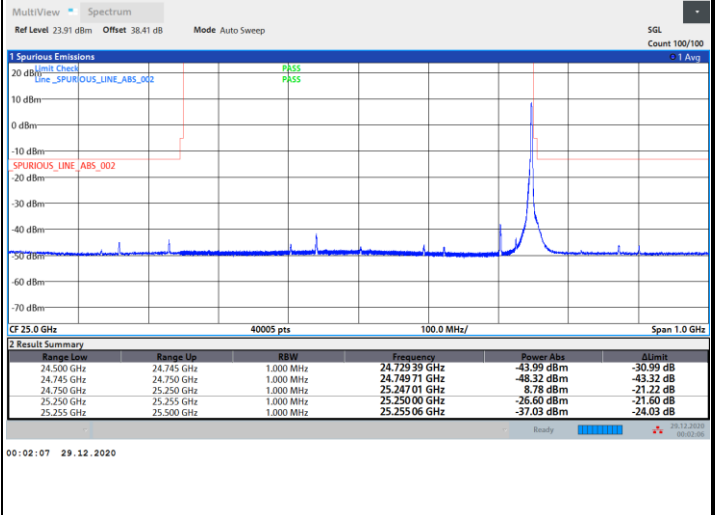
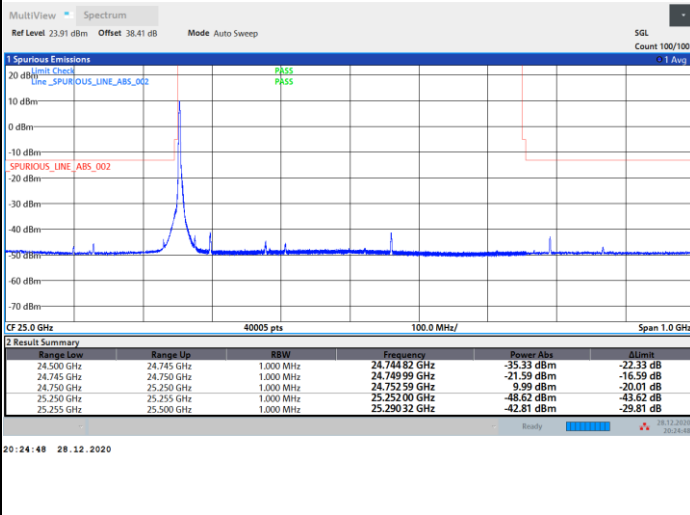


DFT-s-OFDM Module 1

NR Band n258B / 50MHz / 16QAM

Lowest Band Edge / 1 RB

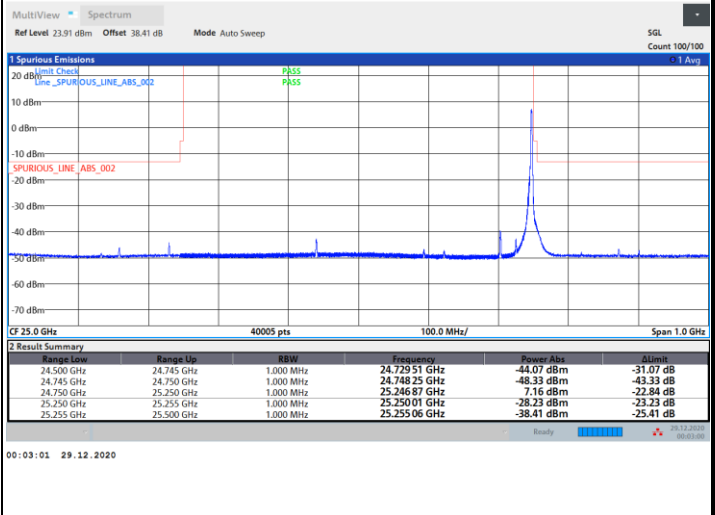
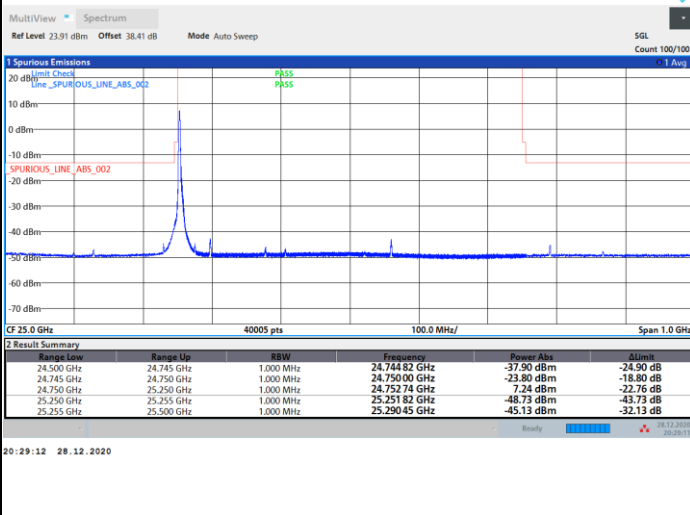
Highest Band Edge / 1 RB



NR Band n258B / 50MHz / 64QAM

Lowest Band Edge / 1 RB

Highest Band Edge / 1 RB



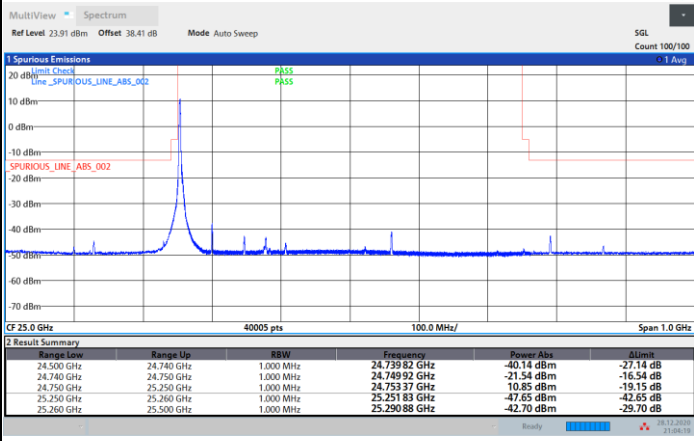


DFT-s-OFDM Module 1

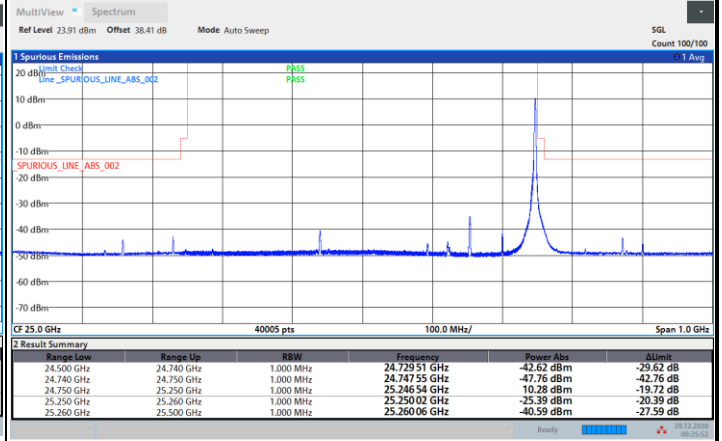
NR Band n258B / 100MHz / BPSK

Lowest Band Edge / 1 RB

Highest Band Edge / 1 RB



21:04:19 28.12.2020

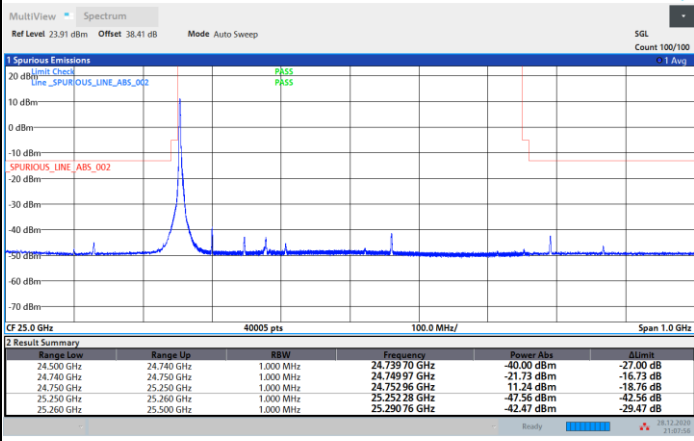


00:35:52 29.12.2020

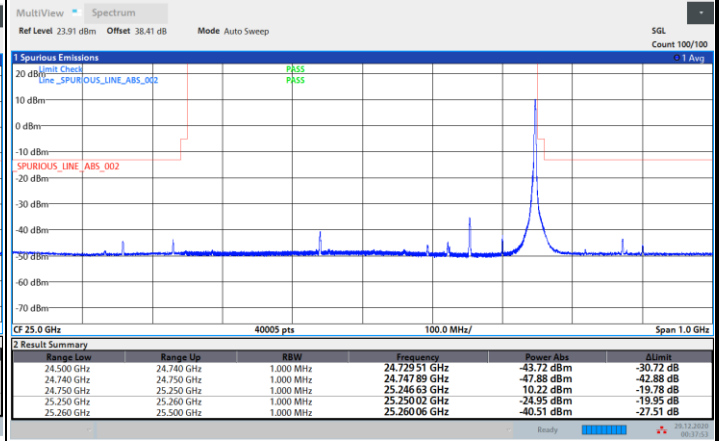
NR Band n258B / 100MHz / QPSK

Lowest Band Edge / 1 RB

Highest Band Edge / 1 RB



21:07:57 28.12.2020



00:37:54 29.12.2020

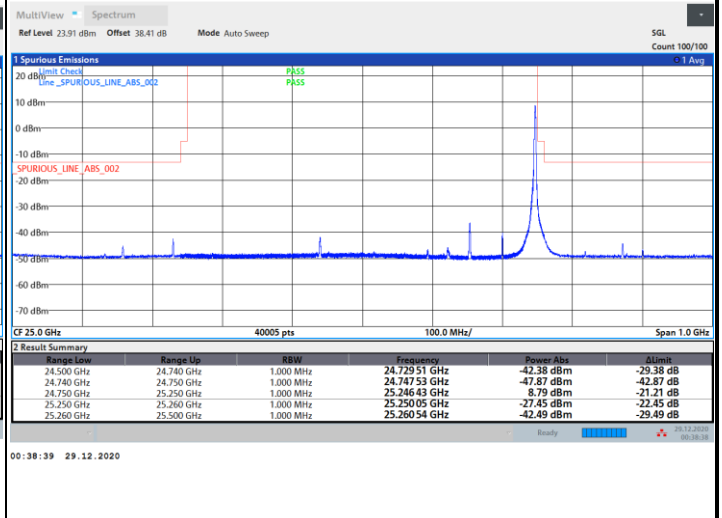
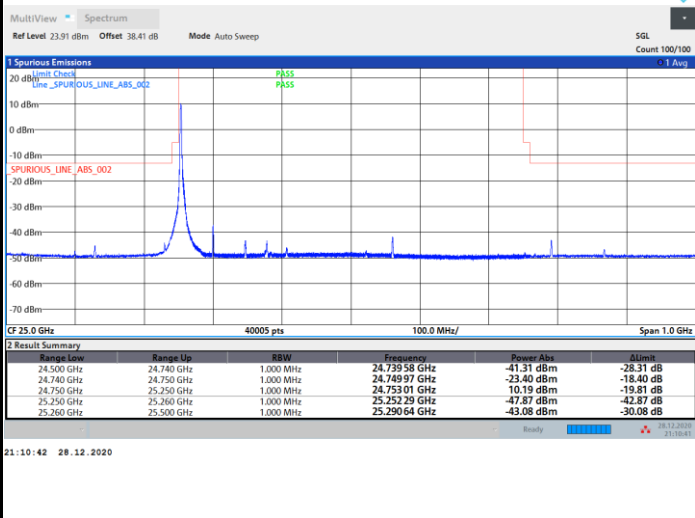


DFT-s-OFDM Module 1

NR Band n258B / 100MHz / 16QAM

Lowest Band Edge / 1 RB

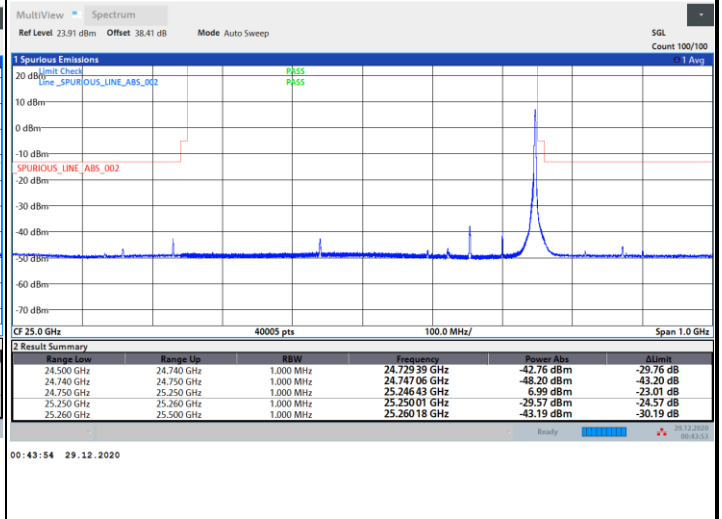
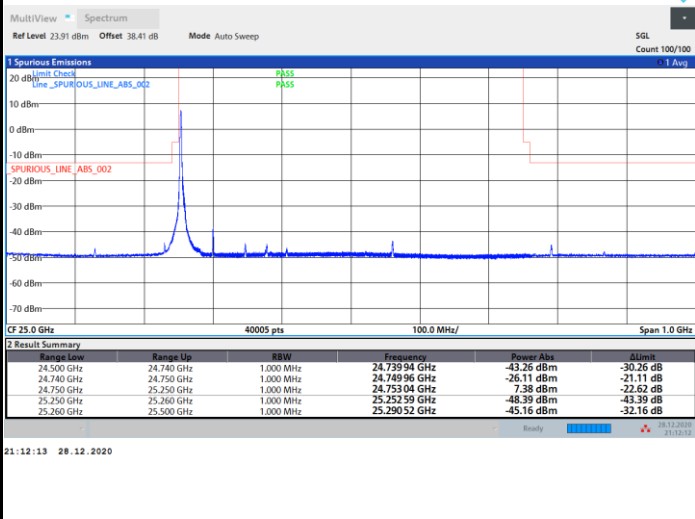
Highest Band Edge / 1 RB



NR Band n258B / 100MHz / 64QAM

Lowest Band Edge / 1 RB

Highest Band Edge / 1 RB



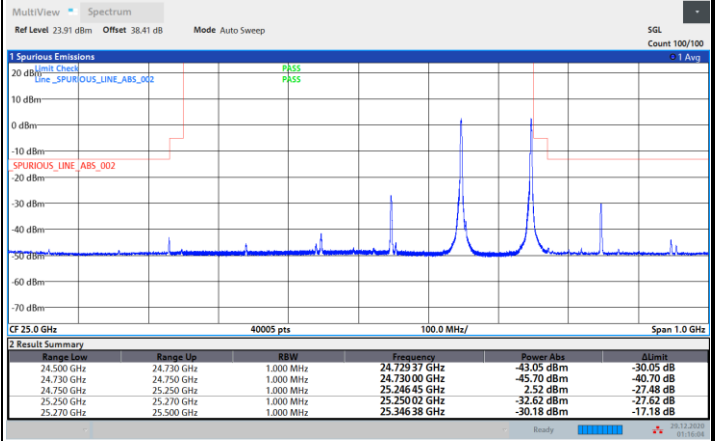
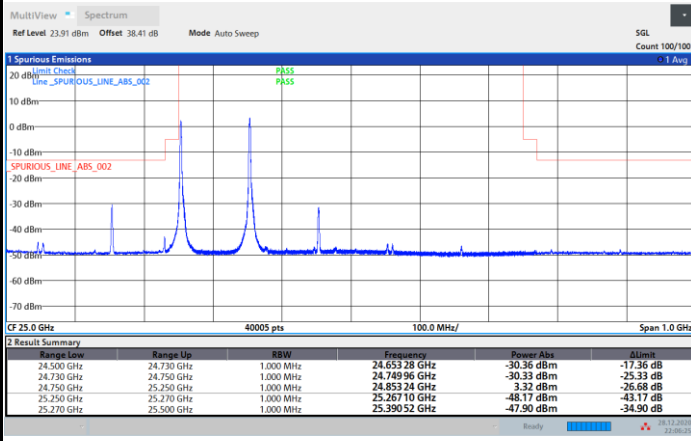


DFT-s-OFDM Module 1

NR Band n258B / 200MHz / BPSK

Lowest Band Edge / 1 RB

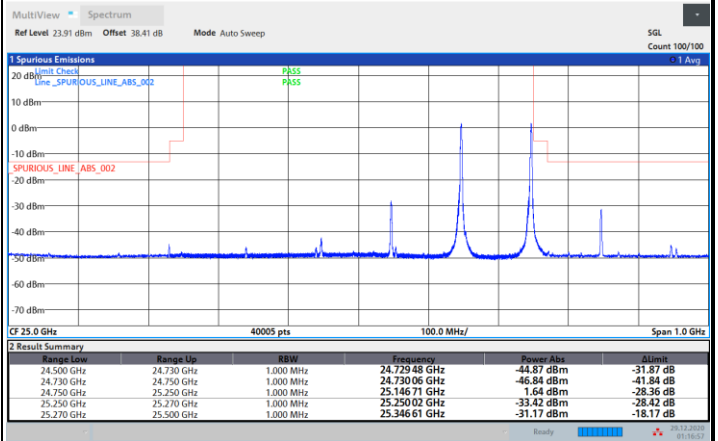
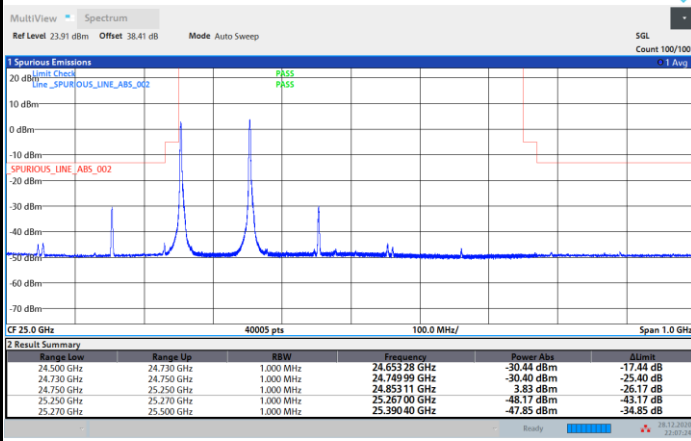
Highest Band Edge / 1 RB



NR Band n258B / 50MHz / QPSK

Lowest Band Edge / 1 RB

Highest Band Edge / 1 RB

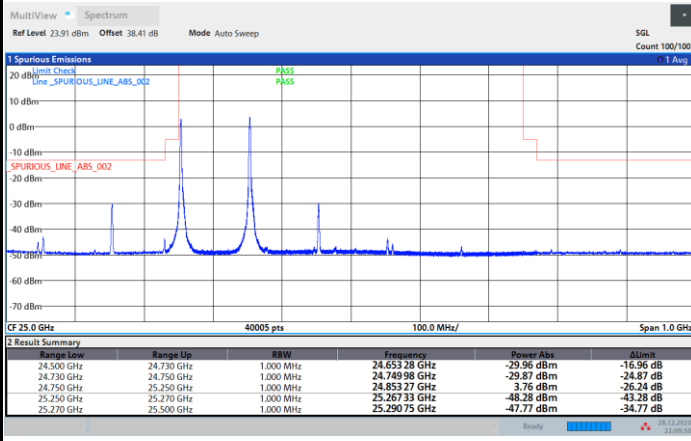




DFT-s-OFDM Module 1

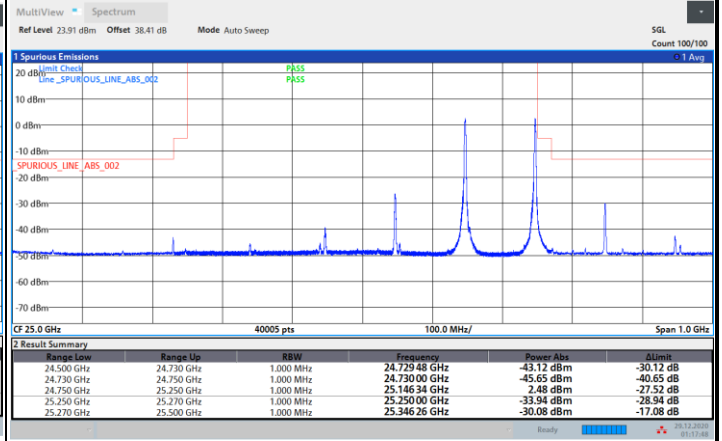
NR Band n258B / 200MHz / 16QAM

Lowest Band Edge / 1 RB



22:09:50 28.12.2020

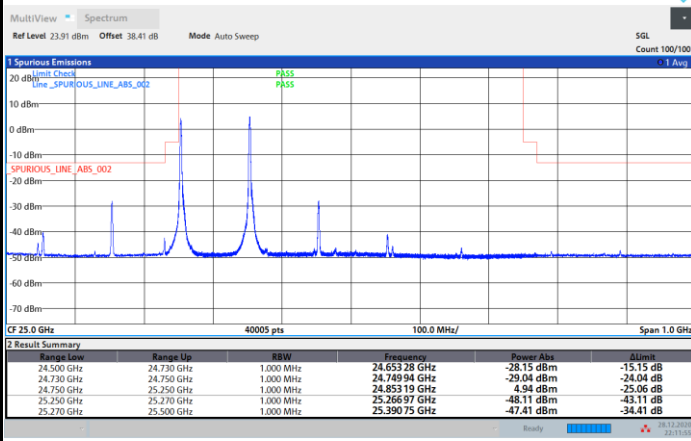
Highest Band Edge / 1 RB



01:17:49 29.12.2020

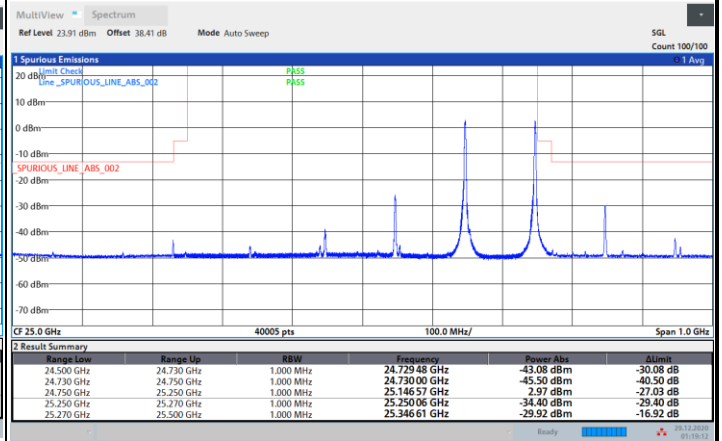
NR Band n258B / 200MHz / 64QAM

Lowest Band Edge / 1 RB



22:11:55 28.12.2020

Highest Band Edge / 1 RB



01:19:12 29.12.2020

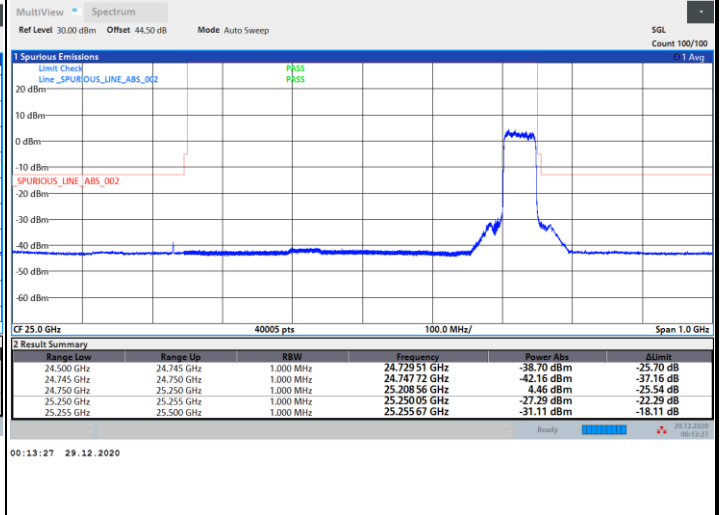
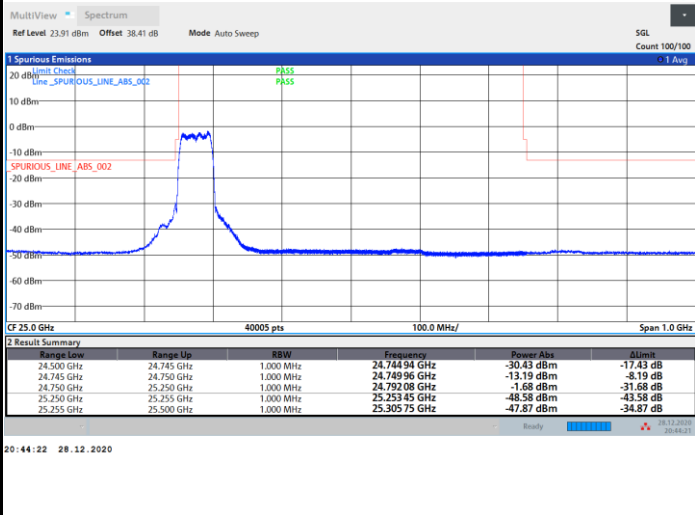


DFT-s-OFDM Module 1

NR Band n258B / 50MHz / BPSK

Lowest Band Edge / Full RB

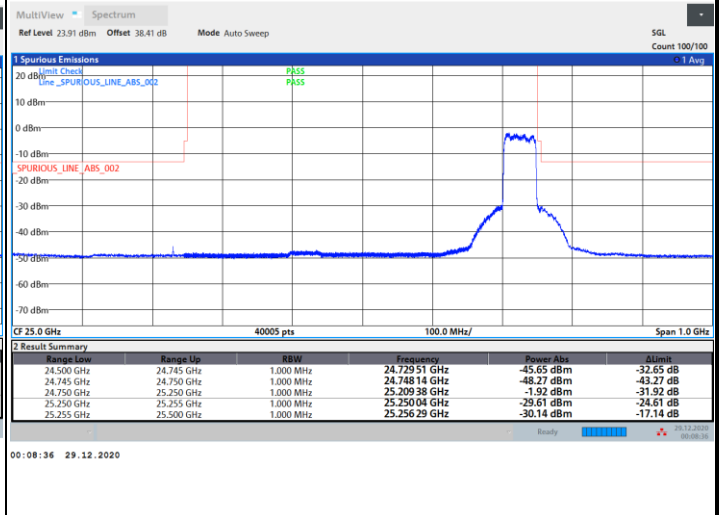
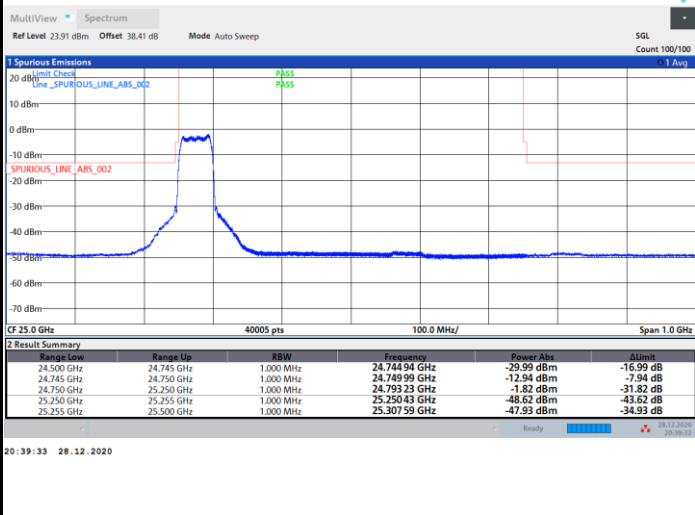
Highest Band Edge / Full RB



NR Band n258B / 50MHz / QPSK

Lowest Band Edge / Full RB

Highest Band Edge / Full RB



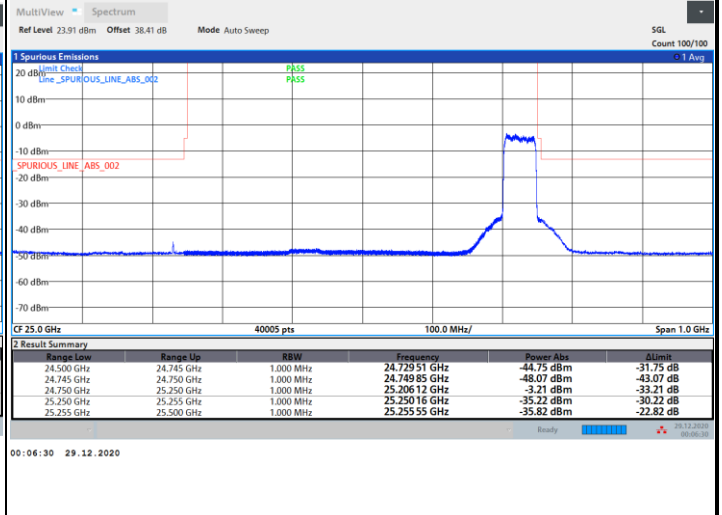
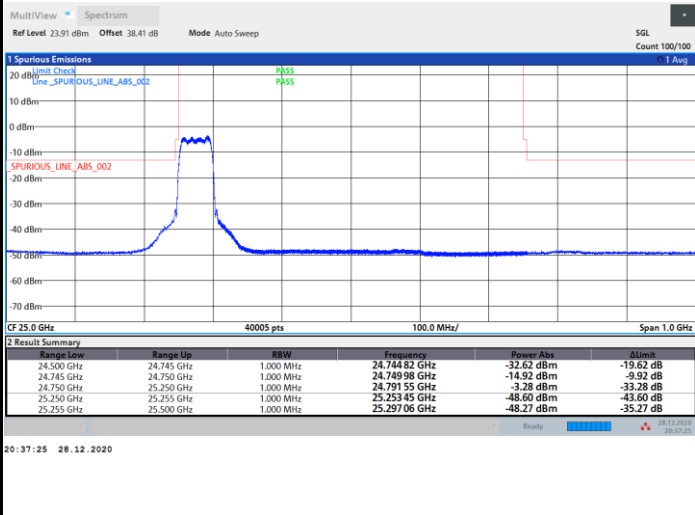


DFT-s-OFDM Module 1

NR Band n258B / 50MHz / 16QAM

Lowest Band Edge / Full RB

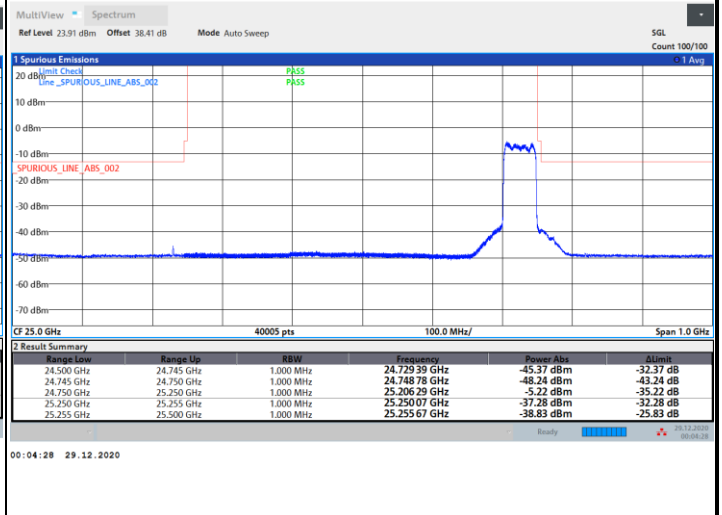
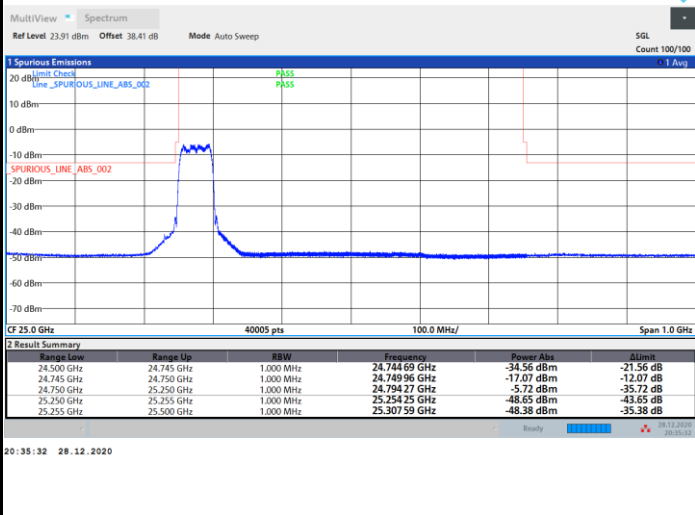
Highest Band Edge / Full RB



NR Band n258B / 50MHz / 64QAM

Lowest Band Edge / Full RB

Highest Band Edge / Full RB





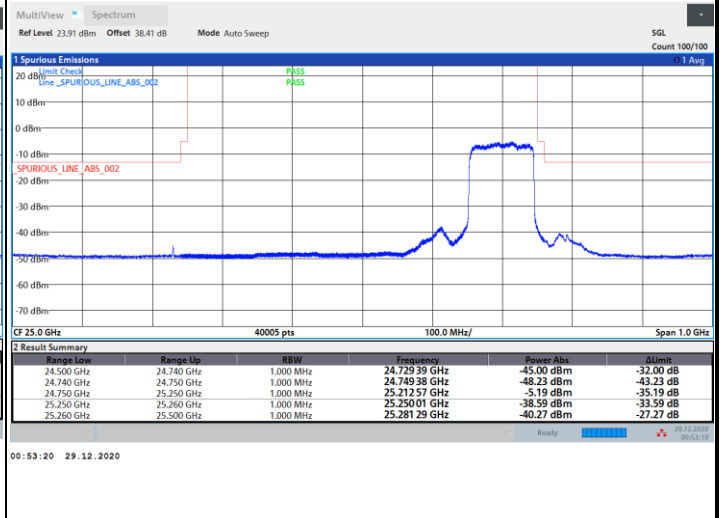
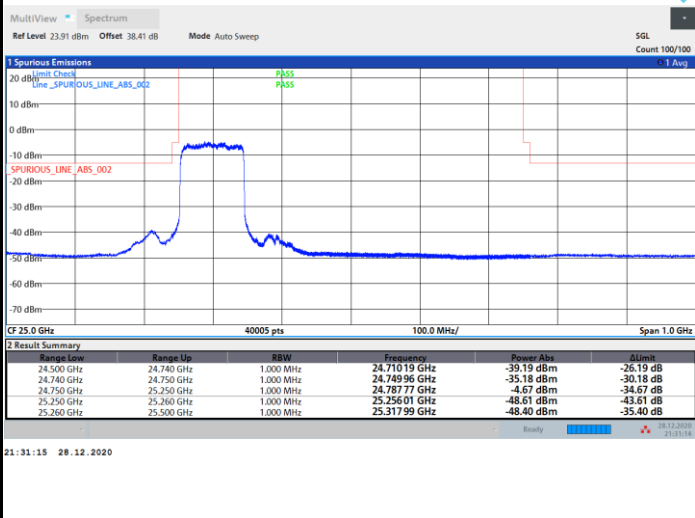


DFT-s-OFDM Module 1

NR Band n258B / 100MHz / BPSK

Lowest Band Edge / Full RB

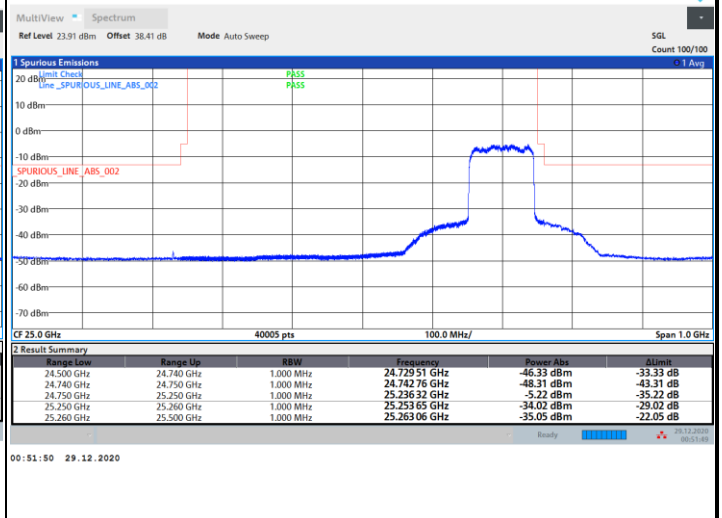
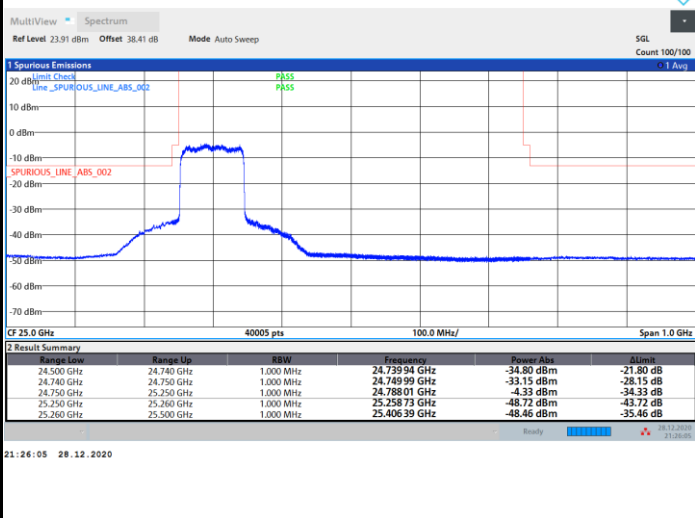
Highest Band Edge / Full RB



NR Band n258B / 100MHz / QPSK

Lowest Band Edge / Full RB

Highest Band Edge / Full RB



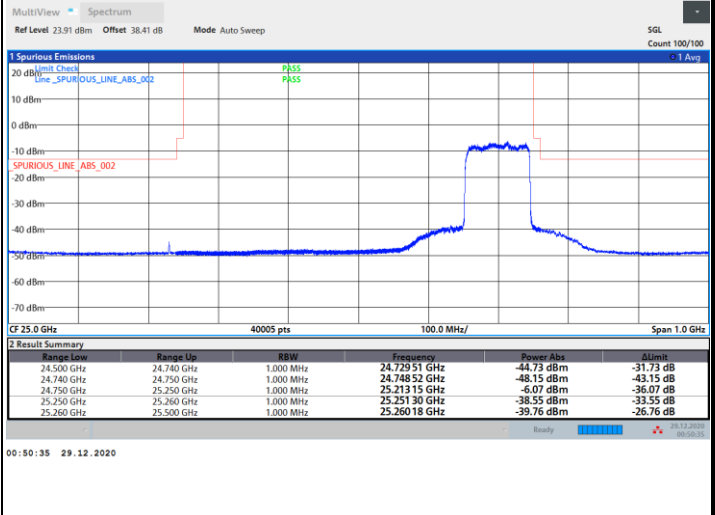
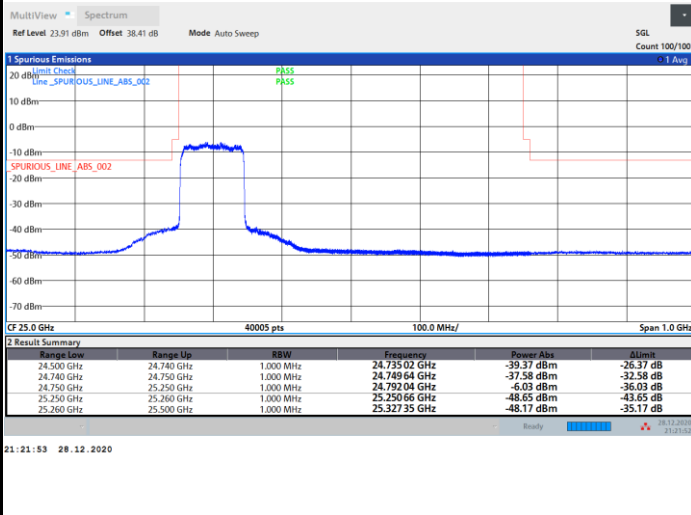


DFT-s-OFDM Module 1

NR Band n258B / 100MHz / 16QAM

Lowest Band Edge / Full RB

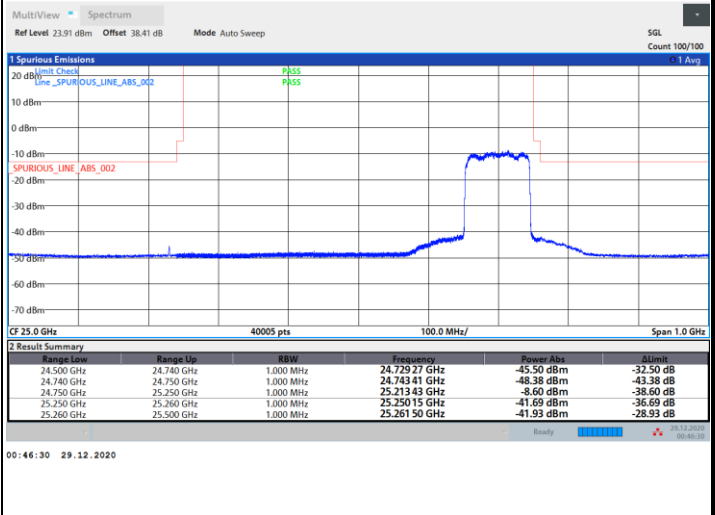
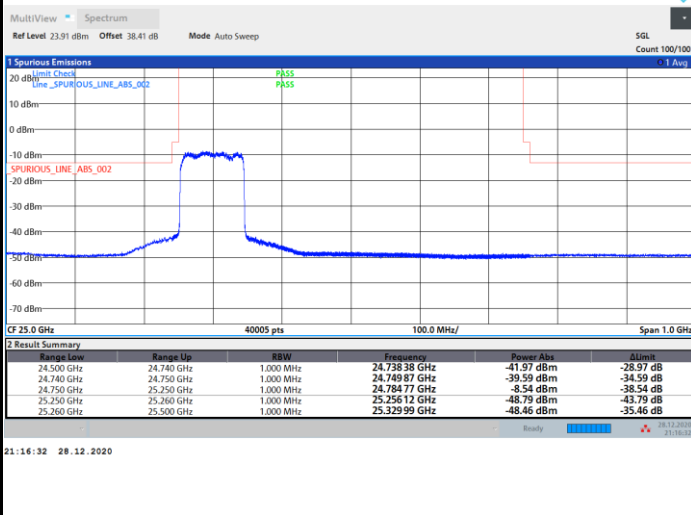
Highest Band Edge / Full RB



NR Band n258B / 100MHz / 64QAM

Lowest Band Edge / Full RB

Highest Band Edge / Full RB



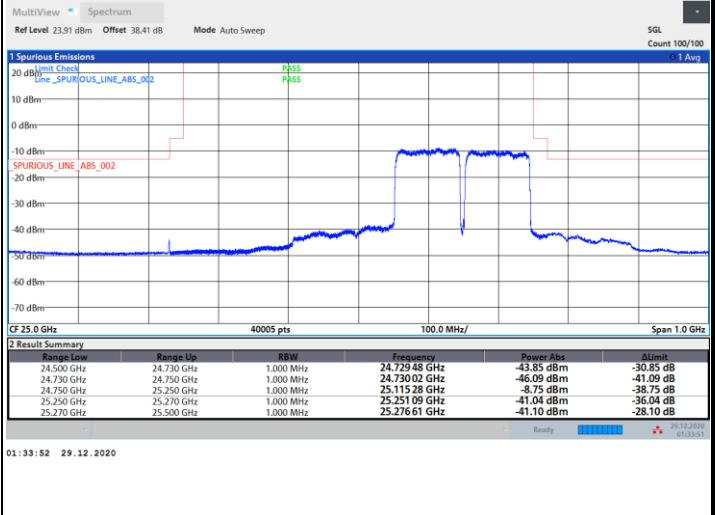
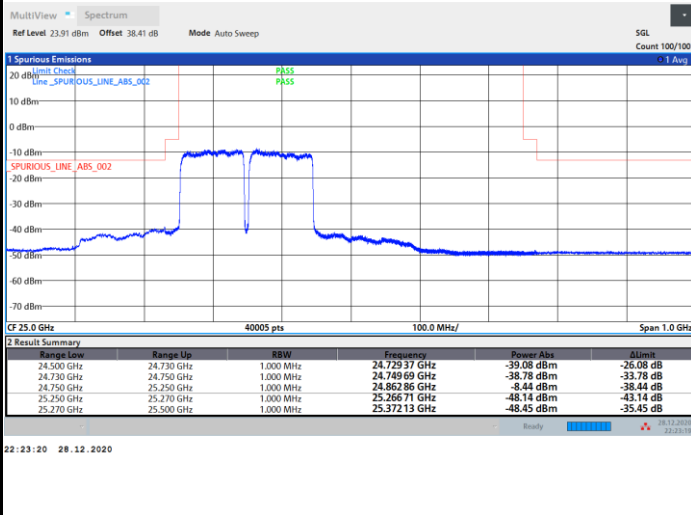


DFT-s-OFDM Module 1

NR Band n258B / 200MHz / BPSK

Lowest Band Edge / Full RB

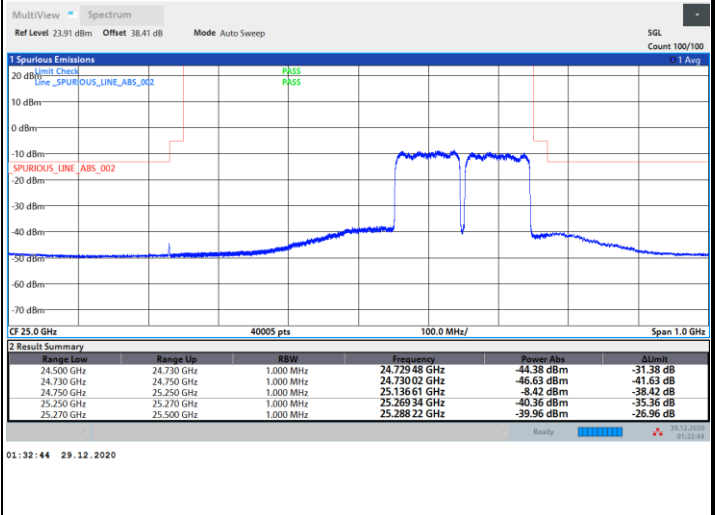
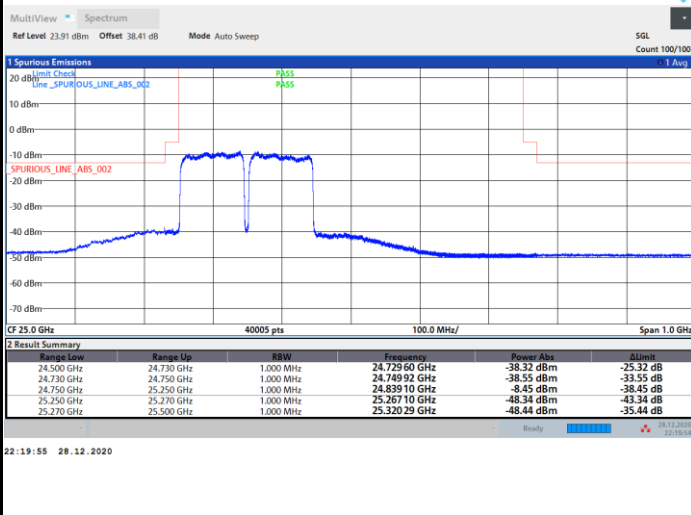
Highest Band Edge / Full RB



NR Band n258B / 200MHz / QPSK

Lowest Band Edge / Full RB

Highest Band Edge / Full RB



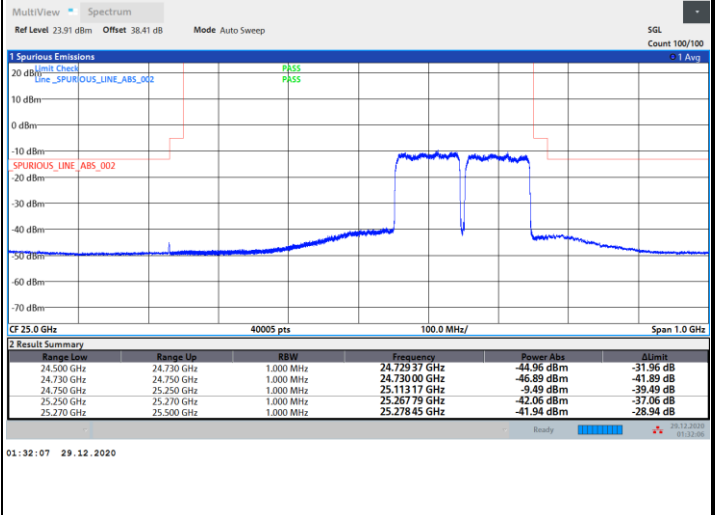
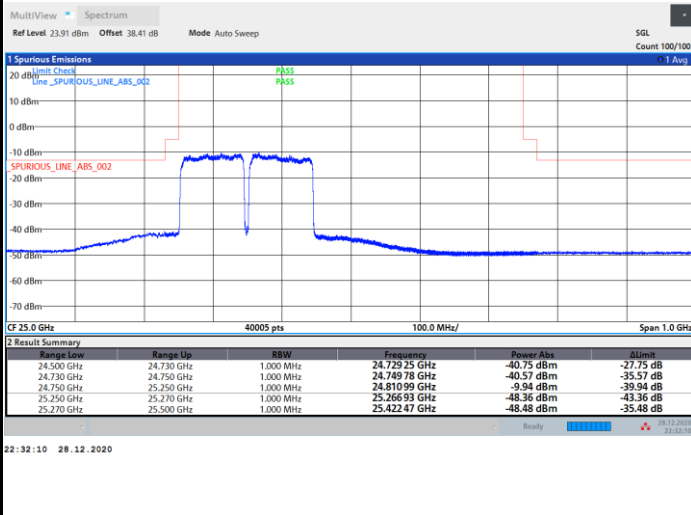


DFT-s-OFDM Module 1

NR Band n258B / 200MHz / 16QAM

Lowest Band Edge / Full RB

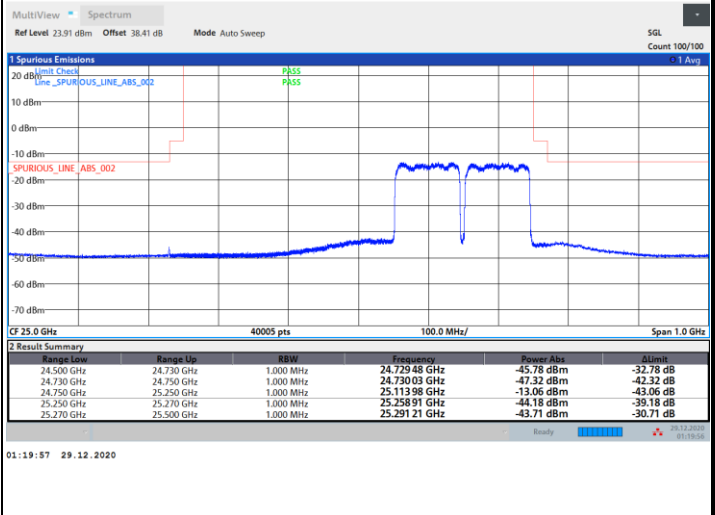
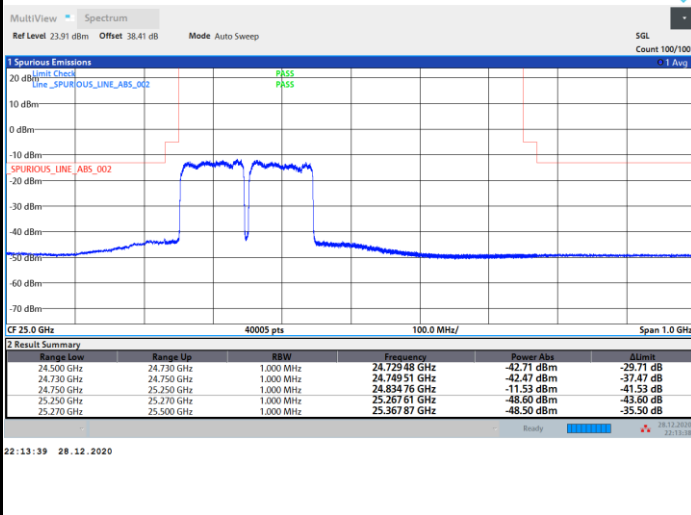
Highest Band Edge / Full RB



NR Band n258B / 200MHz / 64QAM

Lowest Band Edge / Full RB

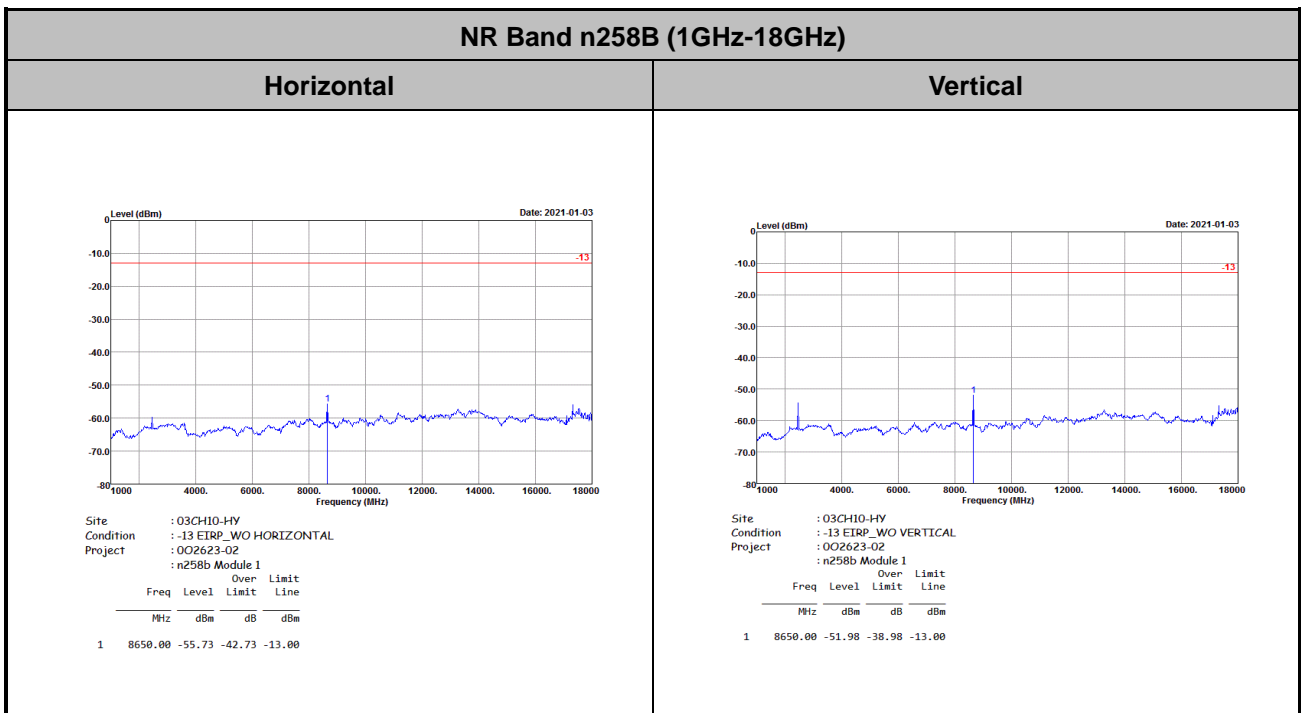
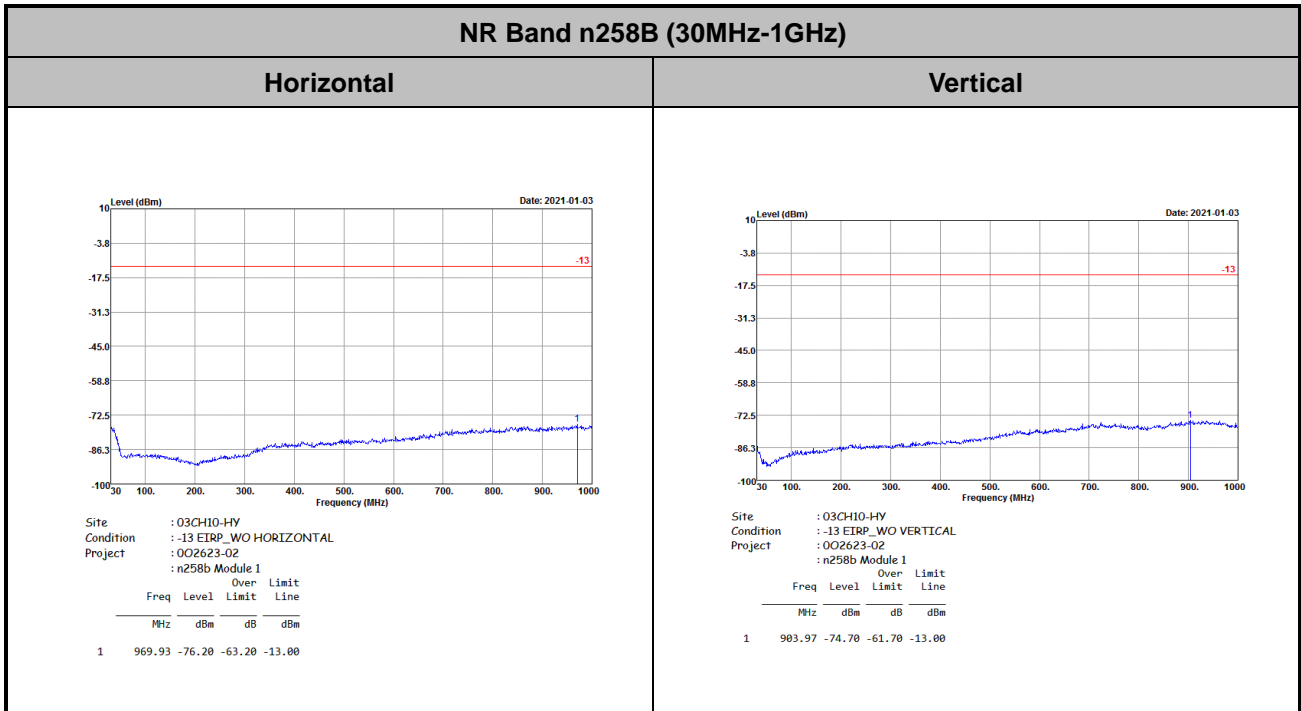
Highest Band Edge / Full RB





# Spurious Emission

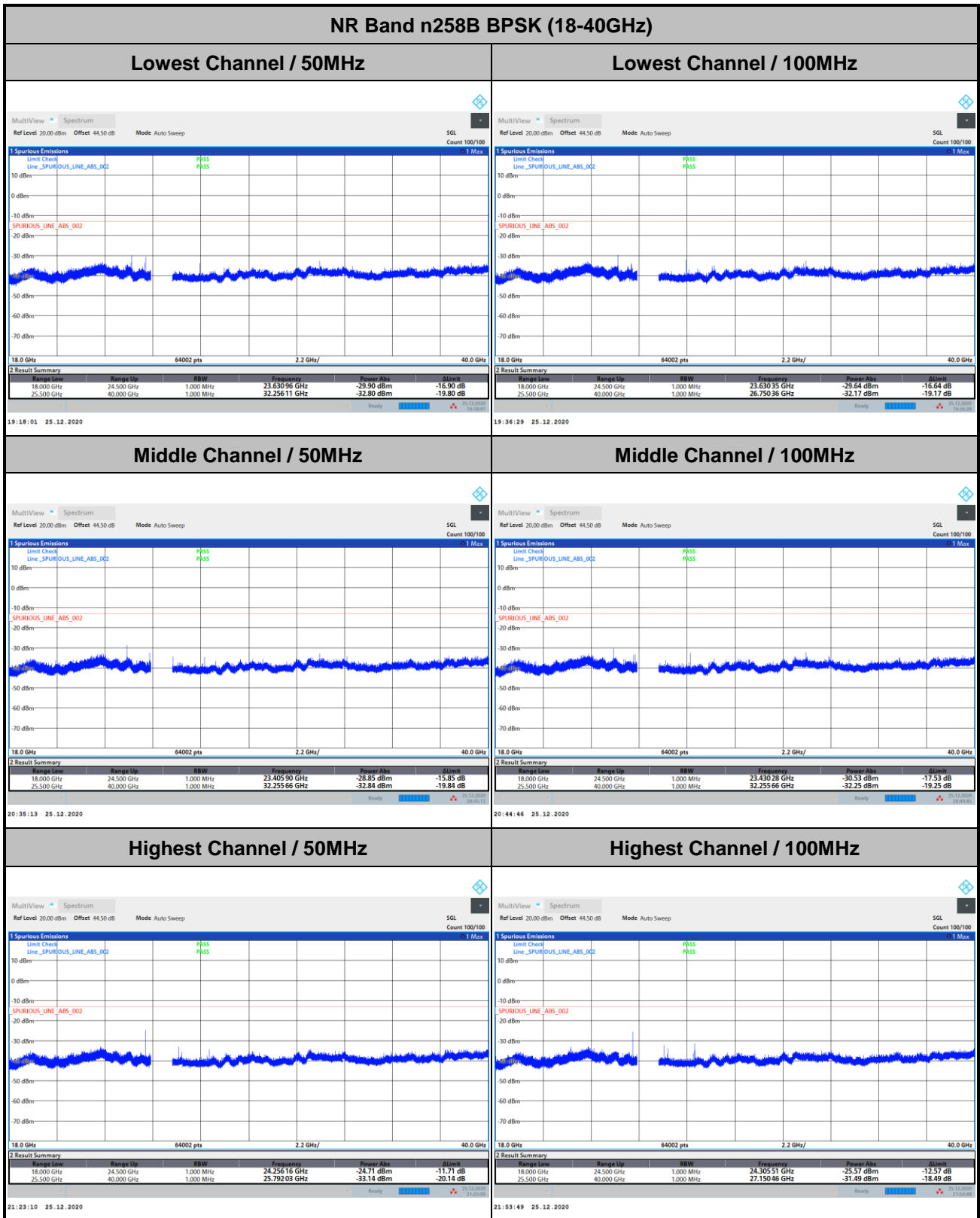
There is no significant spurious emission signal found for frequency started from 30MHz up to 18GHz. Only the noise floor is reported.





Spurious emission between 18GHz to 40GHz worst case plot is reported as following.

AG0 DFT-s-OFDM Module 1



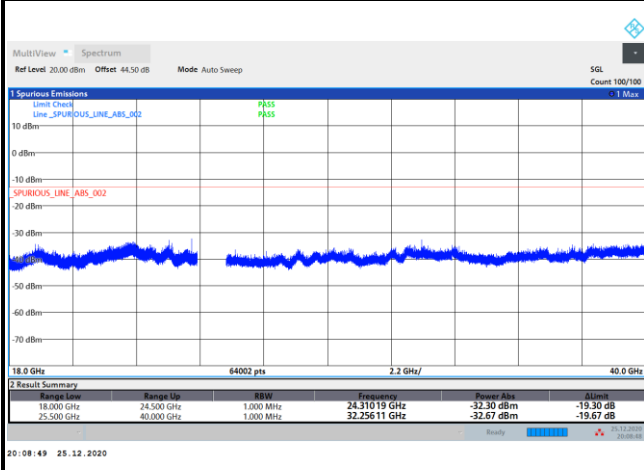
Remark: In band and out of band frequencies are omitted.



AG0 DFT-s-OFDM Module 1

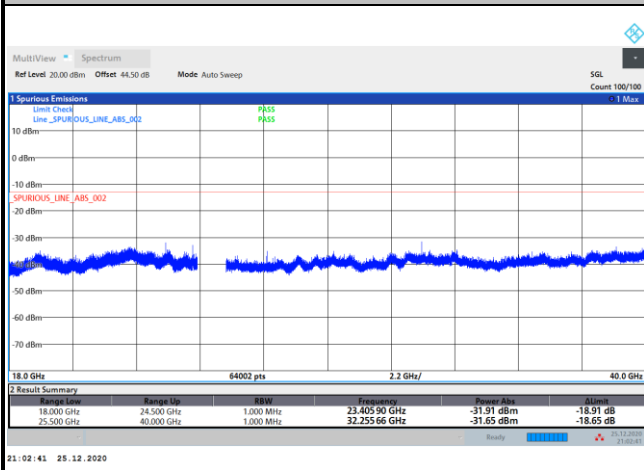
NR Band n258B BPSK (18-40GHz)

Lowest Channel / 200MHz



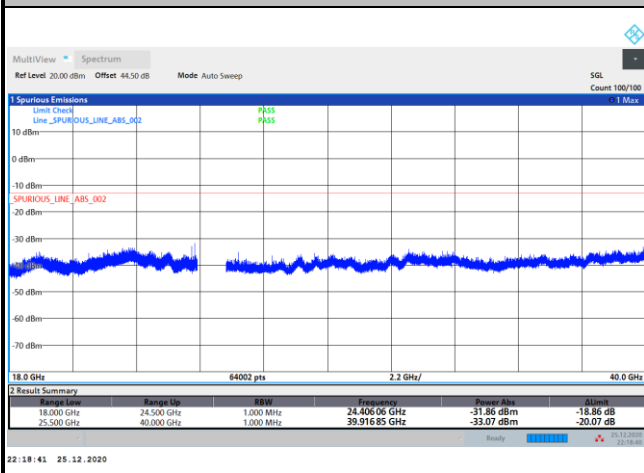
intentionally blank

Middle Channel / 200MHz



intentionally blank

Highest Channel / 200MHz

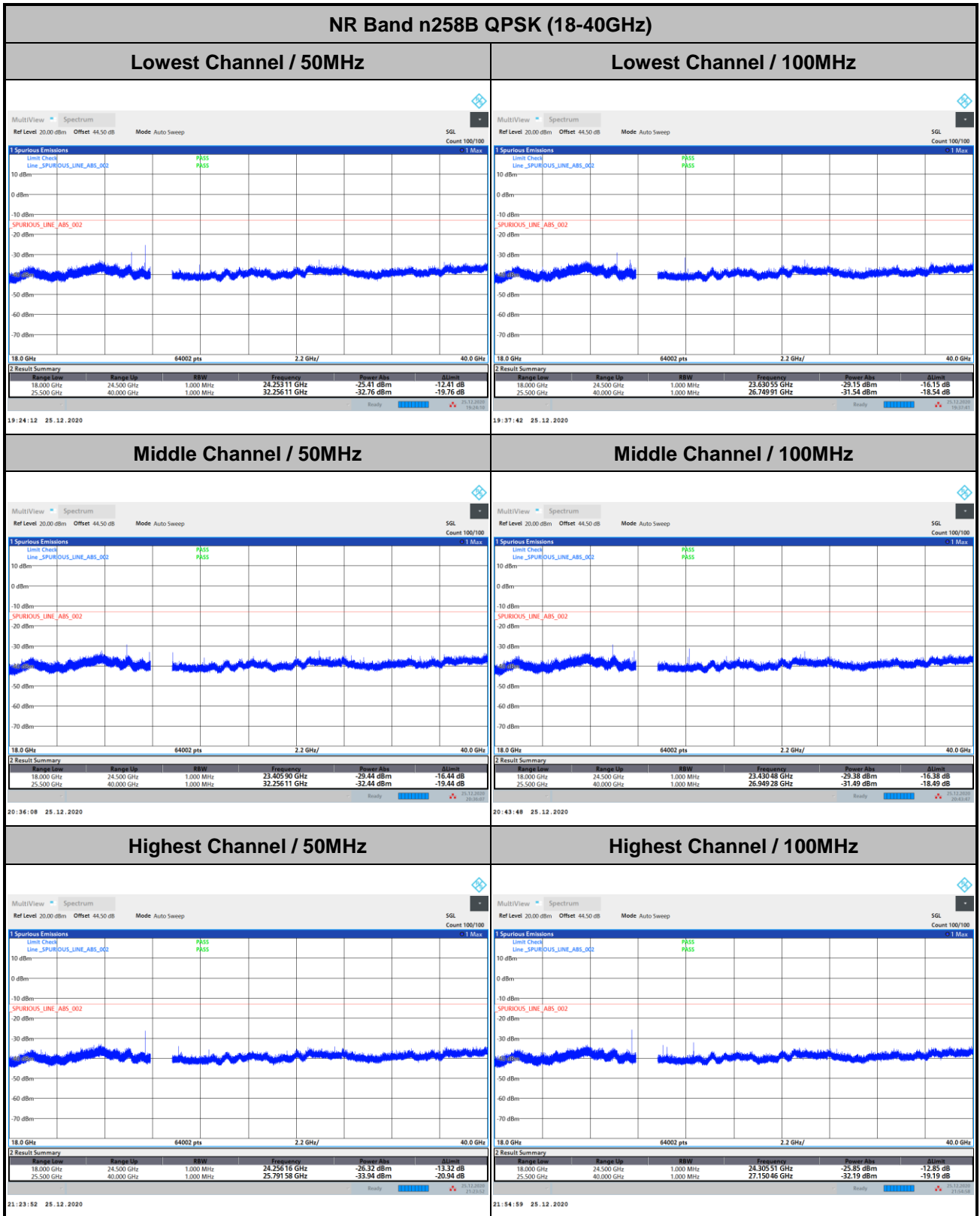


intentionally blank

Remark: In band and out of band frequencies are omitted.



AG0 DFT-s-OFDM Module 1



Remark: In band and out of band frequencies are omitted.





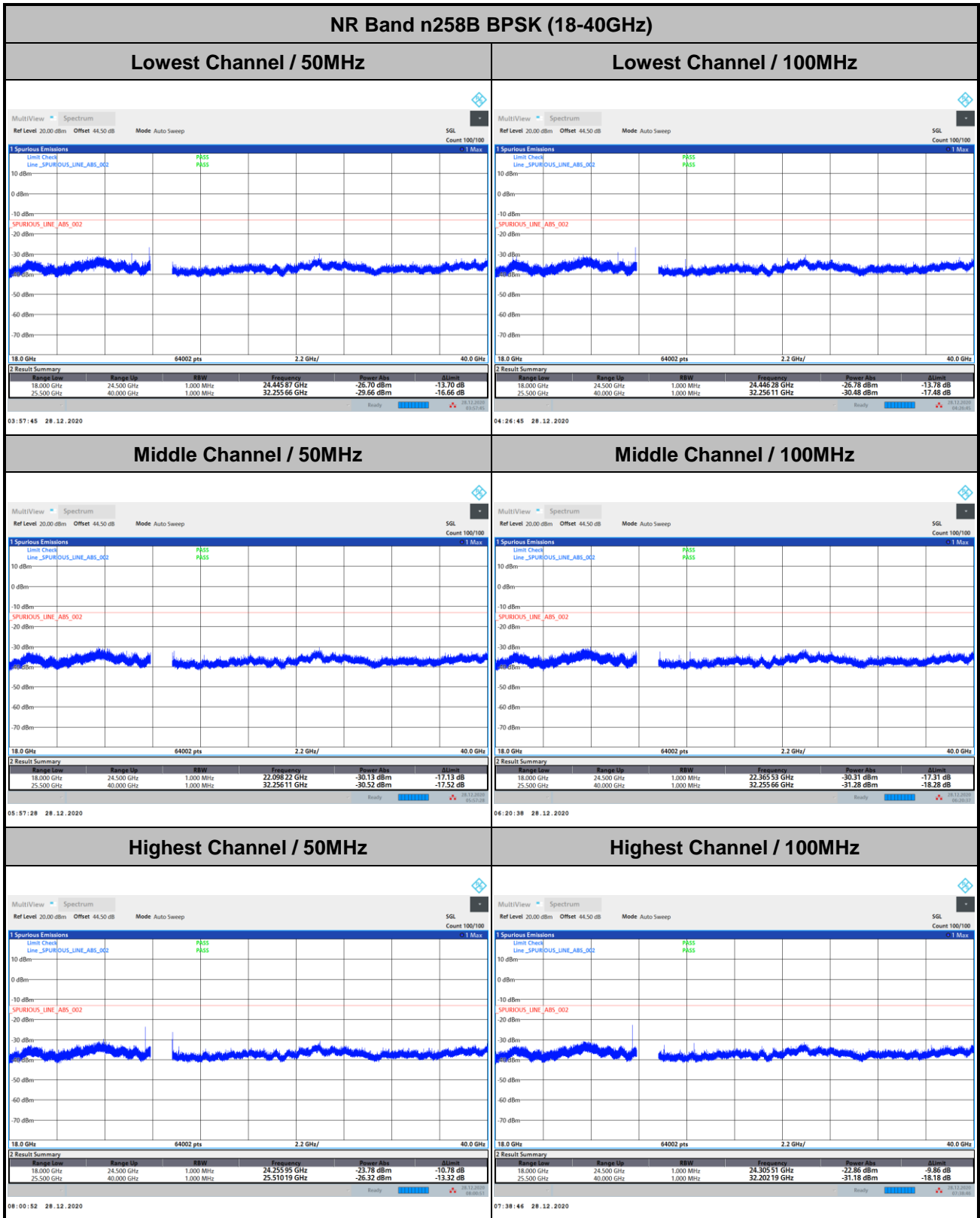
AG0 DFT-s-OFDM Module 1

NR Band n258B QPSK (18-40GHz)																			
<p><b>Lowest Channel / 200MHz</b></p> <p>MultiView Spectrum Ref Level 20.00 dBm Offset 44.50 dB Mode Auto Sweep SGL Count 100/100</p> <p>Spurious Emissions Limit Check Line_Spurious_Line_Abs_002 PASS SPURIOUS_LINE_ABS_002</p> <p>18.0 GHz 64002 pts 2.2 GHz/ 40.0 GHz</p> <table border="1"> <thead> <tr> <th>Range Low</th> <th>Range Up</th> <th>RBW</th> <th>Frequency</th> <th>Power Abs.</th> <th>dBm</th> </tr> </thead> <tbody> <tr> <td>18.000 GHz</td> <td>24.500 GHz</td> <td>1.000 MHz</td> <td>24.285 20 GHz</td> <td>-32.11 dBm</td> <td>-19.11 dB</td> </tr> <tr> <td>25.500 GHz</td> <td>40.000 GHz</td> <td>1.000 MHz</td> <td>32.256 11 GHz</td> <td>-32.82 dBm</td> <td>-19.82 dB</td> </tr> </tbody> </table> <p>20:12:26 25.12.2020</p>	Range Low	Range Up	RBW	Frequency	Power Abs.	dBm	18.000 GHz	24.500 GHz	1.000 MHz	24.285 20 GHz	-32.11 dBm	-19.11 dB	25.500 GHz	40.000 GHz	1.000 MHz	32.256 11 GHz	-32.82 dBm	-19.82 dB	<p>intentionally blank</p>
Range Low	Range Up	RBW	Frequency	Power Abs.	dBm														
18.000 GHz	24.500 GHz	1.000 MHz	24.285 20 GHz	-32.11 dBm	-19.11 dB														
25.500 GHz	40.000 GHz	1.000 MHz	32.256 11 GHz	-32.82 dBm	-19.82 dB														
<p><b>Middle Channel / 200MHz</b></p> <p>MultiView Spectrum Ref Level 20.00 dBm Offset 44.50 dB Mode Auto Sweep SGL Count 100/100</p> <p>Spurious Emissions Limit Check Line_Spurious_Line_Abs_002 PASS SPURIOUS_LINE_ABS_002</p> <p>18.0 GHz 64002 pts 2.2 GHz/ 40.0 GHz</p> <table border="1"> <thead> <tr> <th>Range Low</th> <th>Range Up</th> <th>RBW</th> <th>Frequency</th> <th>Power Abs.</th> <th>dBm</th> </tr> </thead> <tbody> <tr> <td>18.000 GHz</td> <td>24.500 GHz</td> <td>1.000 MHz</td> <td>22.427 48 GHz</td> <td>-33.08 dBm</td> <td>-20.08 dB</td> </tr> <tr> <td>25.500 GHz</td> <td>40.000 GHz</td> <td>1.000 MHz</td> <td>32.256 11 GHz</td> <td>-31.98 dBm</td> <td>-18.98 dB</td> </tr> </tbody> </table> <p>21:03:28 25.12.2020</p>	Range Low	Range Up	RBW	Frequency	Power Abs.	dBm	18.000 GHz	24.500 GHz	1.000 MHz	22.427 48 GHz	-33.08 dBm	-20.08 dB	25.500 GHz	40.000 GHz	1.000 MHz	32.256 11 GHz	-31.98 dBm	-18.98 dB	<p>intentionally blank</p>
Range Low	Range Up	RBW	Frequency	Power Abs.	dBm														
18.000 GHz	24.500 GHz	1.000 MHz	22.427 48 GHz	-33.08 dBm	-20.08 dB														
25.500 GHz	40.000 GHz	1.000 MHz	32.256 11 GHz	-31.98 dBm	-18.98 dB														
<p><b>Highest Channel / 200MHz</b></p> <p>MultiView Spectrum Ref Level 20.00 dBm Offset 44.50 dB Mode Auto Sweep SGL Count 100/100</p> <p>Spurious Emissions Limit Check Line_Spurious_Line_Abs_002 PASS SPURIOUS_LINE_ABS_002</p> <p>18.0 GHz 64002 pts 2.2 GHz/ 40.0 GHz</p> <table border="1"> <thead> <tr> <th>Range Low</th> <th>Range Up</th> <th>RBW</th> <th>Frequency</th> <th>Power Abs.</th> <th>dBm</th> </tr> </thead> <tbody> <tr> <td>18.000 GHz</td> <td>24.500 GHz</td> <td>1.000 MHz</td> <td>24.405 45 GHz</td> <td>-31.86 dBm</td> <td>-18.86 dB</td> </tr> <tr> <td>25.500 GHz</td> <td>40.000 GHz</td> <td>1.000 MHz</td> <td>39.845 72 GHz</td> <td>-34.14 dBm</td> <td>-21.14 dB</td> </tr> </tbody> </table> <p>22:20:19 25.12.2020</p>	Range Low	Range Up	RBW	Frequency	Power Abs.	dBm	18.000 GHz	24.500 GHz	1.000 MHz	24.405 45 GHz	-31.86 dBm	-18.86 dB	25.500 GHz	40.000 GHz	1.000 MHz	39.845 72 GHz	-34.14 dBm	-21.14 dB	<p>intentionally blank</p>
Range Low	Range Up	RBW	Frequency	Power Abs.	dBm														
18.000 GHz	24.500 GHz	1.000 MHz	24.405 45 GHz	-31.86 dBm	-18.86 dB														
25.500 GHz	40.000 GHz	1.000 MHz	39.845 72 GHz	-34.14 dBm	-21.14 dB														

Remark: In band and out of band frequencies are omitted.



AG1 DFT-s-OFDM Module 1



Remark: In band and out of band frequencies are omitted.



AG1 DFT-s-OFDM Module 1

NR Band n258B BPSK (18-40GHz)																
<p><b>Lowest Channel / 200MHz</b></p> <table border="1"> <thead> <tr> <th>Line</th> <th>Spurious Line</th> <th>Abs</th> <th>Dcc</th> <th>Result</th> </tr> </thead> <tbody> <tr> <td>Line_Spurious_Line_Abs_Dcc</td> <td></td> <td></td> <td></td> <td>PASS</td> </tr> <tr> <td>Line_Spurious_Line_Abs_Dcc</td> <td></td> <td></td> <td></td> <td>PASS</td> </tr> </tbody> </table>	Line	Spurious Line	Abs	Dcc	Result	Line_Spurious_Line_Abs_Dcc				PASS	Line_Spurious_Line_Abs_Dcc				PASS	<p>intentionally blank</p>
Line	Spurious Line	Abs	Dcc	Result												
Line_Spurious_Line_Abs_Dcc				PASS												
Line_Spurious_Line_Abs_Dcc				PASS												
<p><b>Middle Channel / 200MHz</b></p> <table border="1"> <thead> <tr> <th>Line</th> <th>Spurious Line</th> <th>Abs</th> <th>Dcc</th> <th>Result</th> </tr> </thead> <tbody> <tr> <td>Line_Spurious_Line_Abs_Dcc</td> <td></td> <td></td> <td></td> <td>PASS</td> </tr> <tr> <td>Line_Spurious_Line_Abs_Dcc</td> <td></td> <td></td> <td></td> <td>PASS</td> </tr> </tbody> </table>	Line	Spurious Line	Abs	Dcc	Result	Line_Spurious_Line_Abs_Dcc				PASS	Line_Spurious_Line_Abs_Dcc				PASS	<p>intentionally blank</p>
Line	Spurious Line	Abs	Dcc	Result												
Line_Spurious_Line_Abs_Dcc				PASS												
Line_Spurious_Line_Abs_Dcc				PASS												
<p><b>Highest Channel / 200MHz</b></p> <table border="1"> <thead> <tr> <th>Line</th> <th>Spurious Line</th> <th>Abs</th> <th>Dcc</th> <th>Result</th> </tr> </thead> <tbody> <tr> <td>Line_Spurious_Line_Abs_Dcc</td> <td></td> <td></td> <td></td> <td>PASS</td> </tr> <tr> <td>Line_Spurious_Line_Abs_Dcc</td> <td></td> <td></td> <td></td> <td>PASS</td> </tr> </tbody> </table>	Line	Spurious Line	Abs	Dcc	Result	Line_Spurious_Line_Abs_Dcc				PASS	Line_Spurious_Line_Abs_Dcc				PASS	<p>intentionally blank</p>
Line	Spurious Line	Abs	Dcc	Result												
Line_Spurious_Line_Abs_Dcc				PASS												
Line_Spurious_Line_Abs_Dcc				PASS												

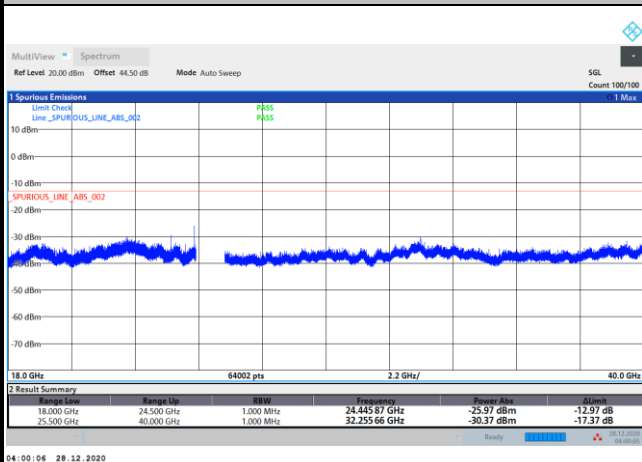
Remark: In band and out of band frequencies are omitted.



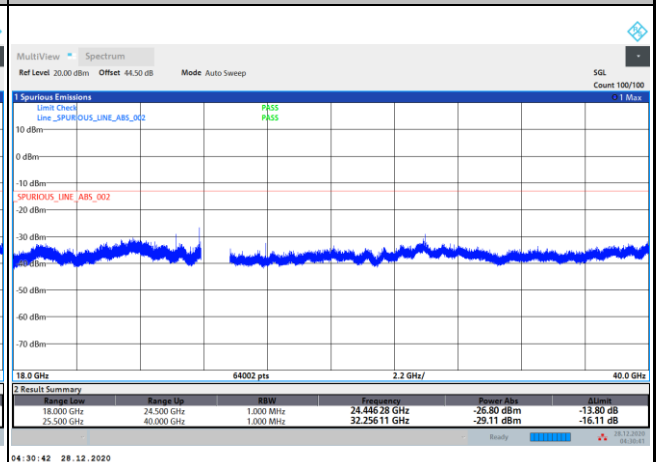
AG1 DFT-s-OFDM Module 1

NR Band n258B QPSK (18-40GHz)

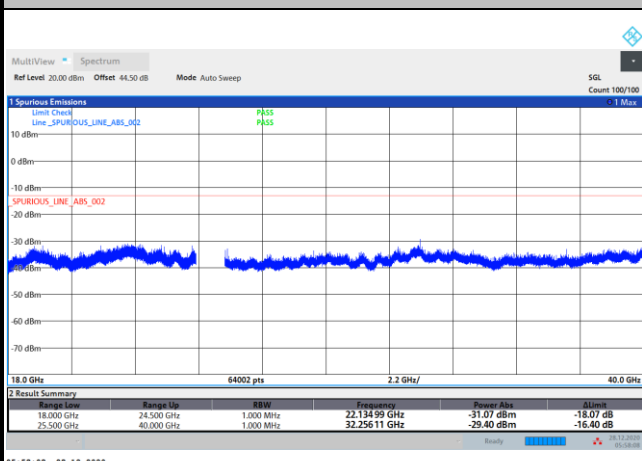
Lowest Channel / 50MHz



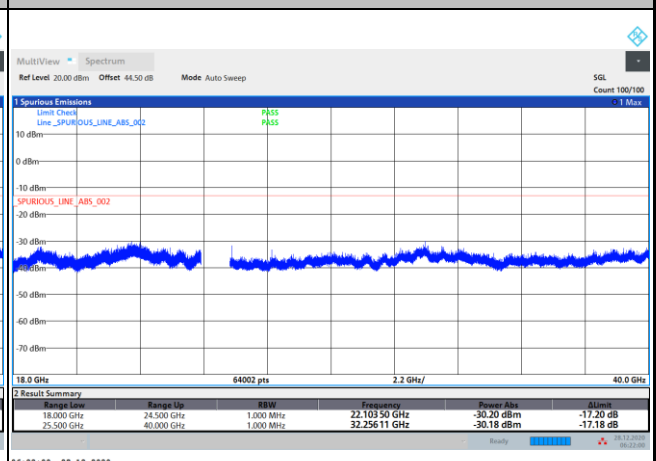
Lowest Channel / 100MHz



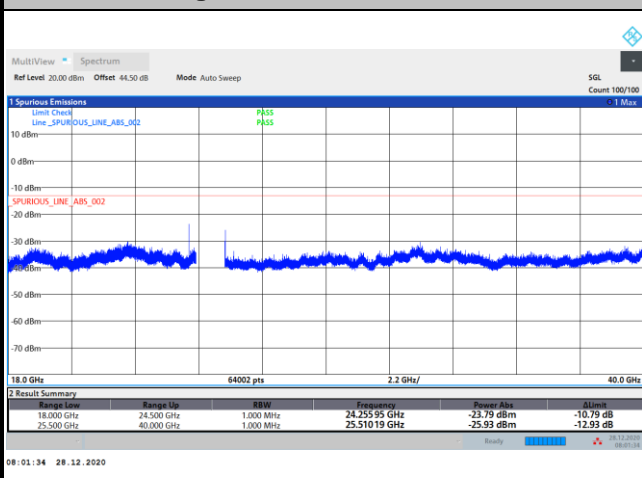
Middle Channel / 50MHz



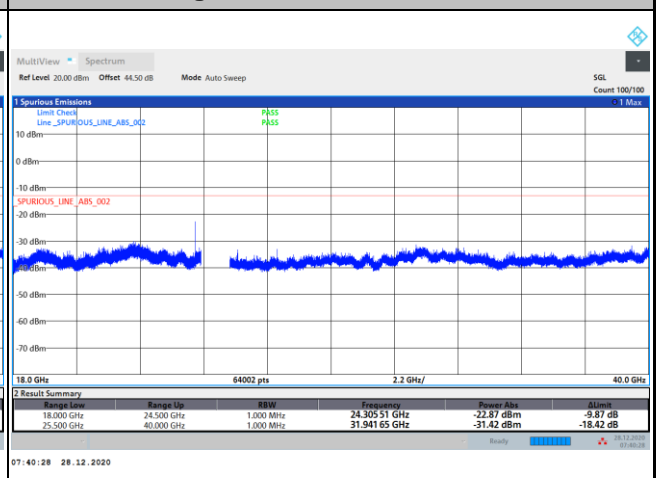
Middle Channel / 100MHz



Highest Channel / 50MHz



Highest Channel / 100MHz



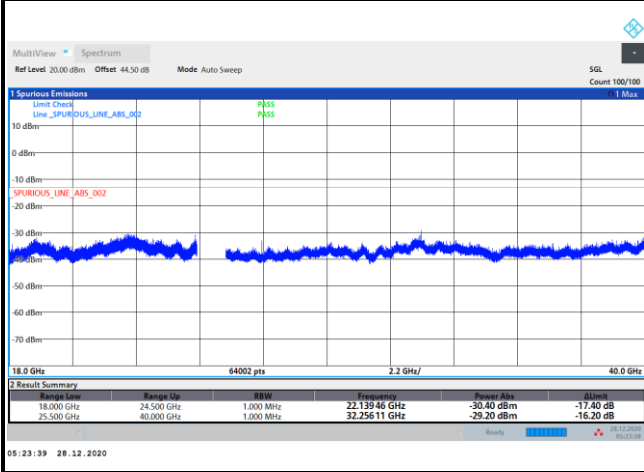
Remark: In band and out of band frequencies are omitted.



AG1 DFT-s-OFDM Module 1

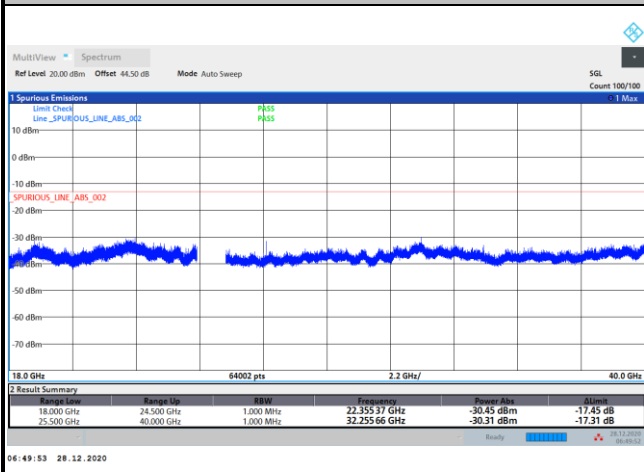
NR Band n258B QPSK (18-40GHz)

Lowest Channel / 200MHz



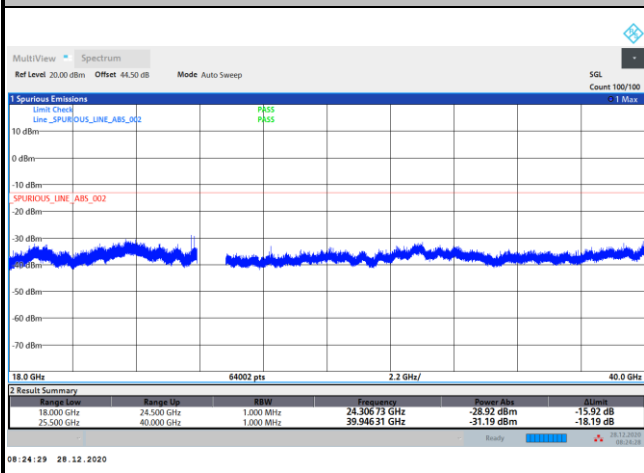
intentionally blank

Middle Channel / 200MHz



intentionally blank

Highest Channel / 200MHz



intentionally blank

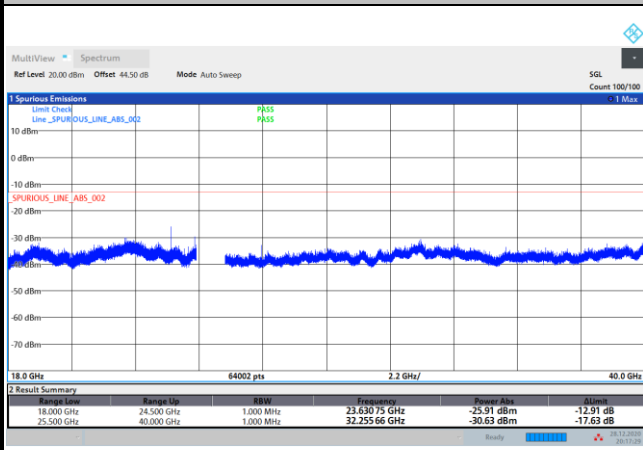
Remark: In band and out of band frequencies are omitted.



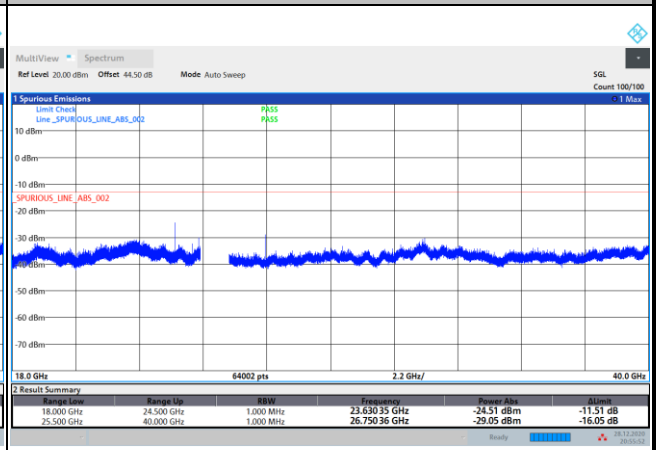
AG0+1 DFT-s-OFDM Module 1

NR Band n258B BPSK (18-40GHz)

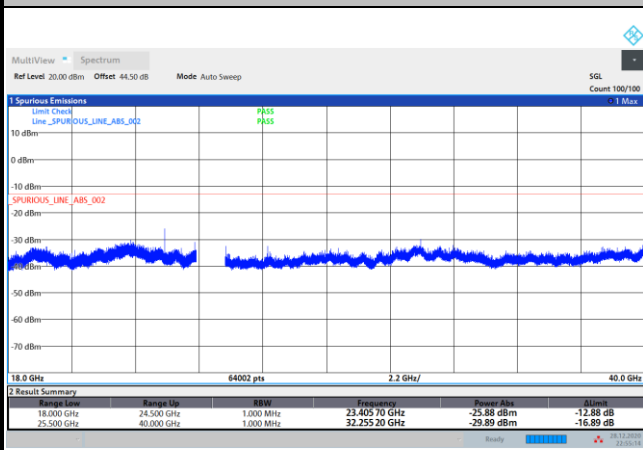
Lowest Channel / 50MHz



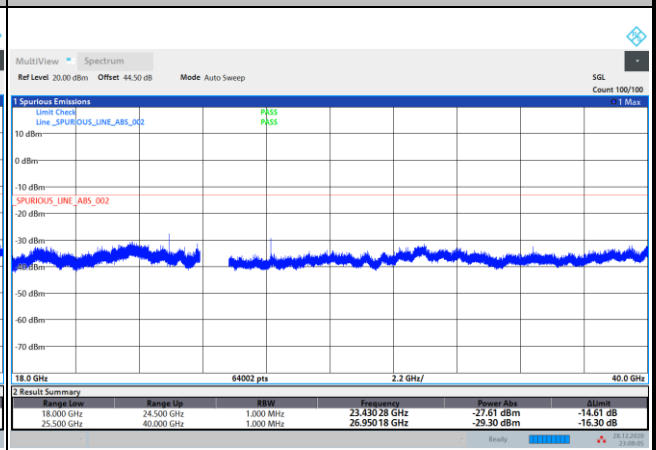
Lowest Channel / 100MHz



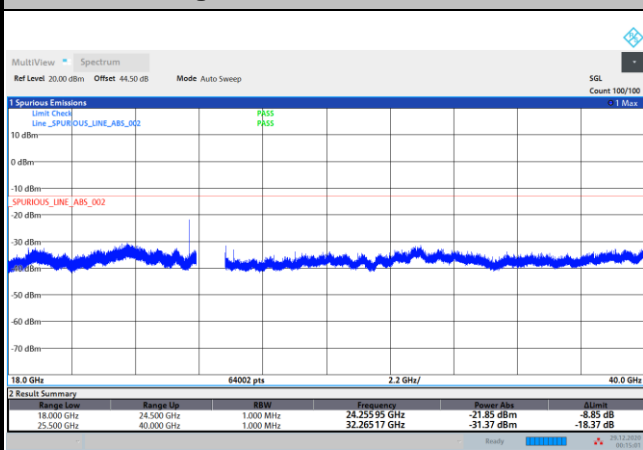
Middle Channel / 50MHz



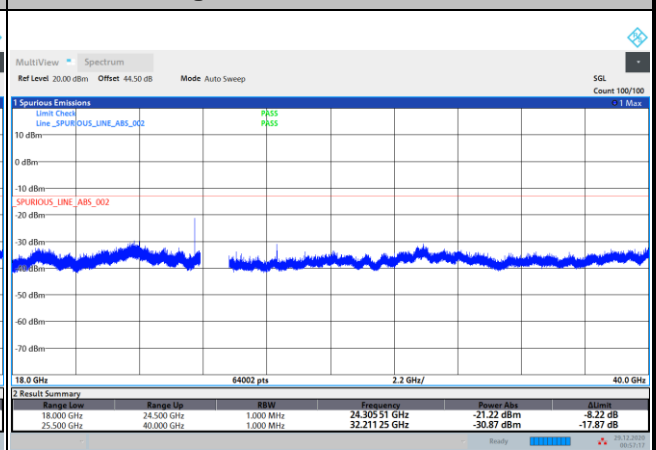
Middle Channel / 100MHz



Highest Channel / 50MHz



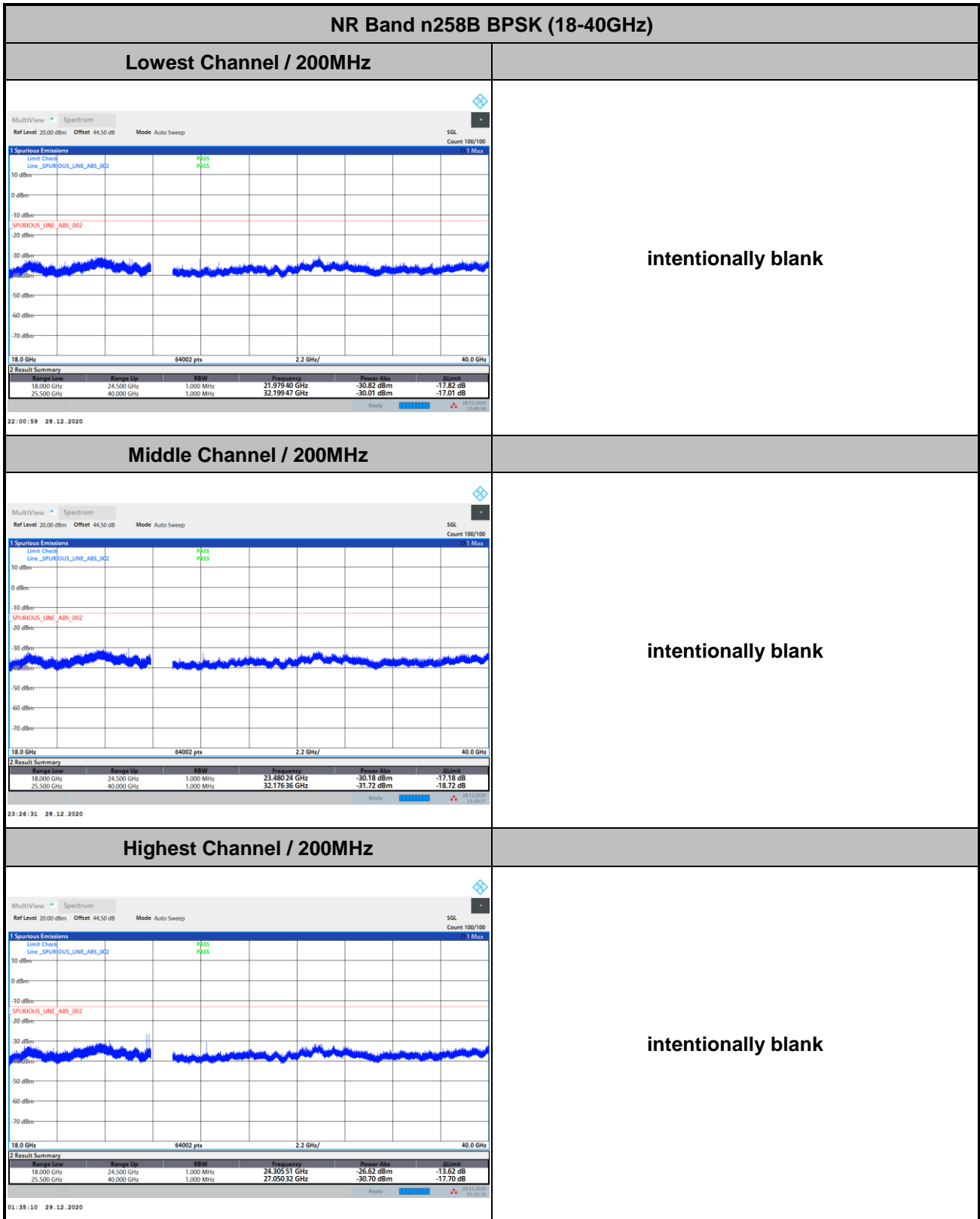
Highest Channel / 100MHz



Remark: In band and out of band frequencies are omitted.



AG0+1 DFT-s-OFDM Module 1



Remark: In band and out of band frequencies are omitted.