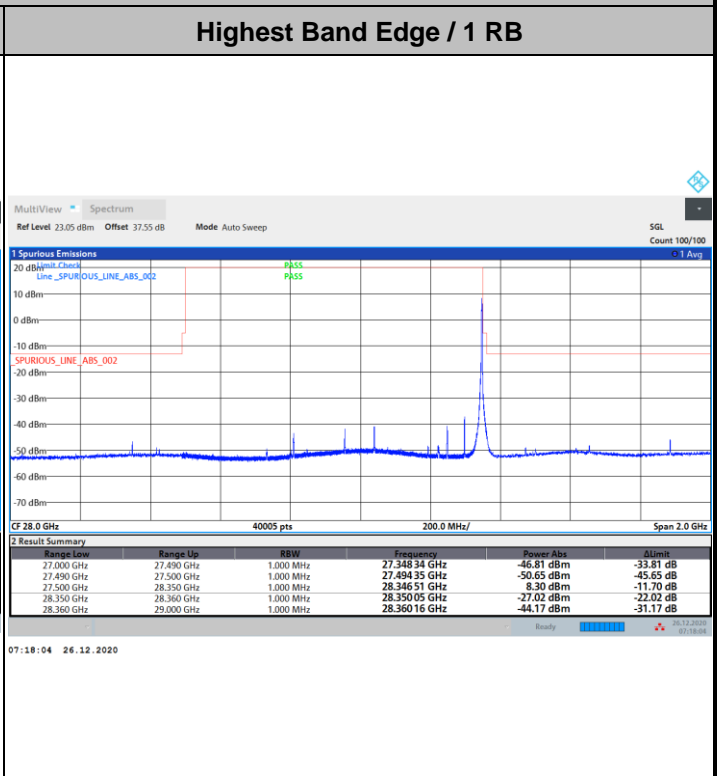
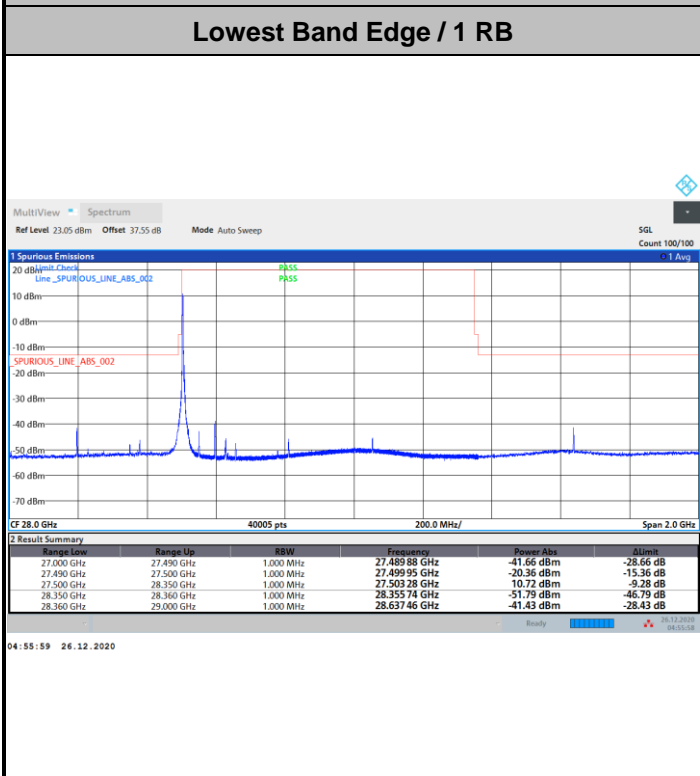


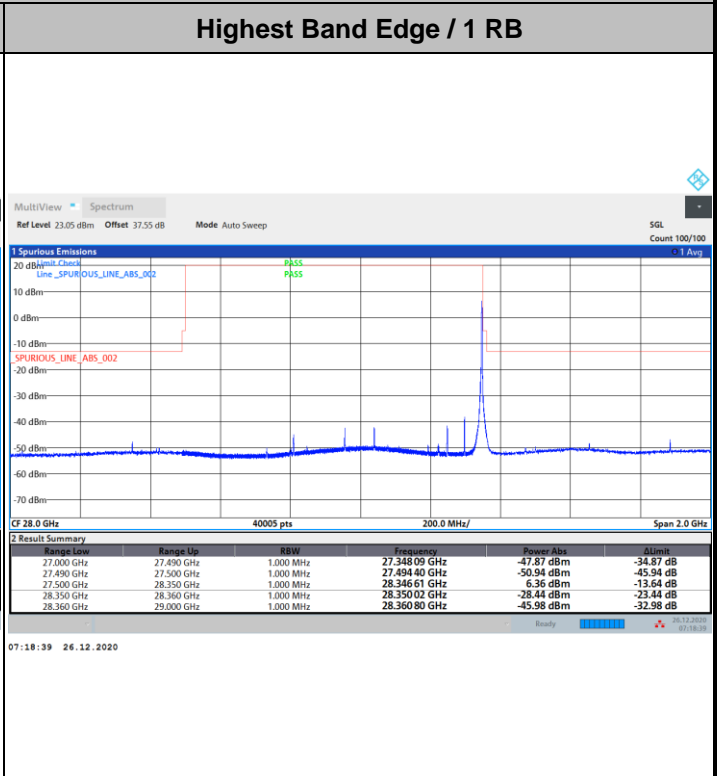
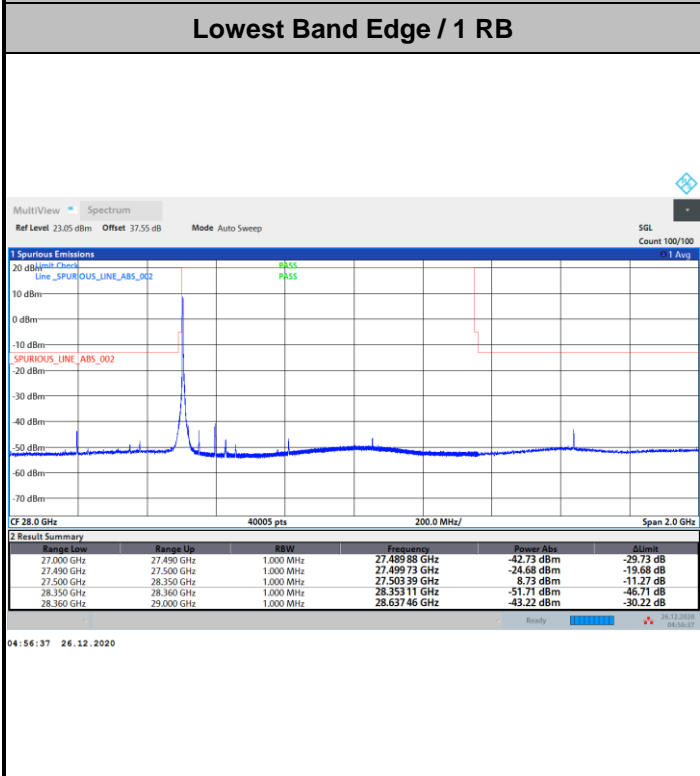


DFT-s-OFDM Module 1

NR Band n261 / 100MHz / 16QAM



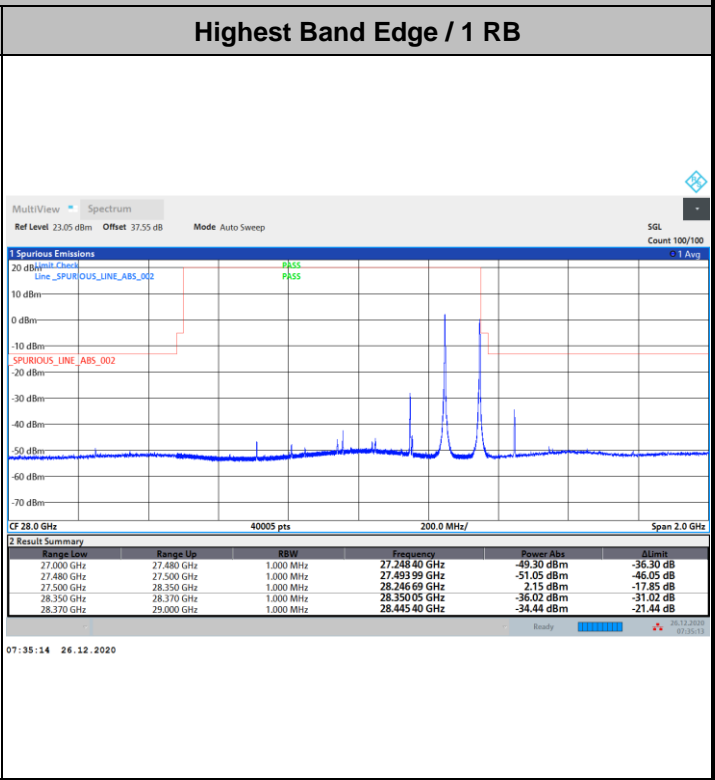
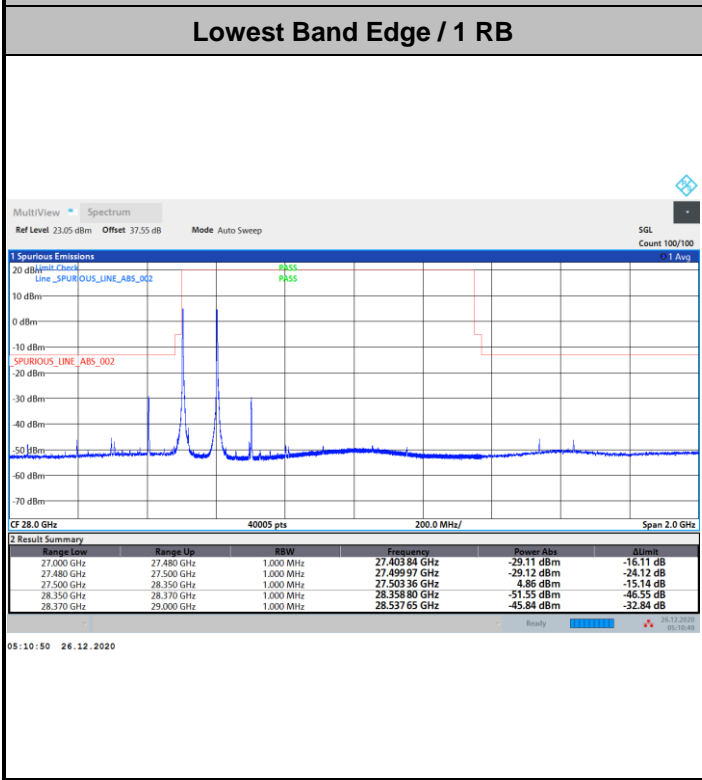
NR Band n261 / 100MHz / 64QAM



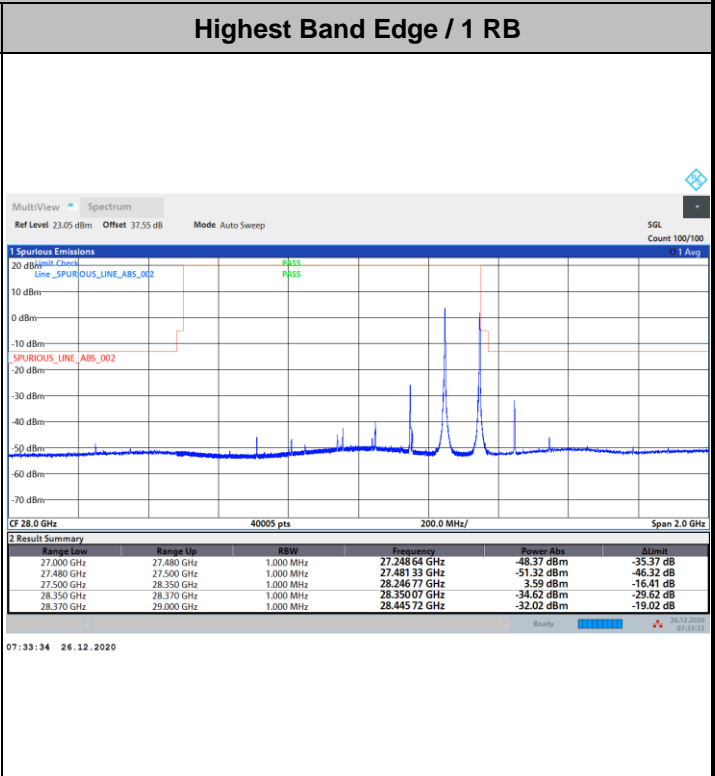
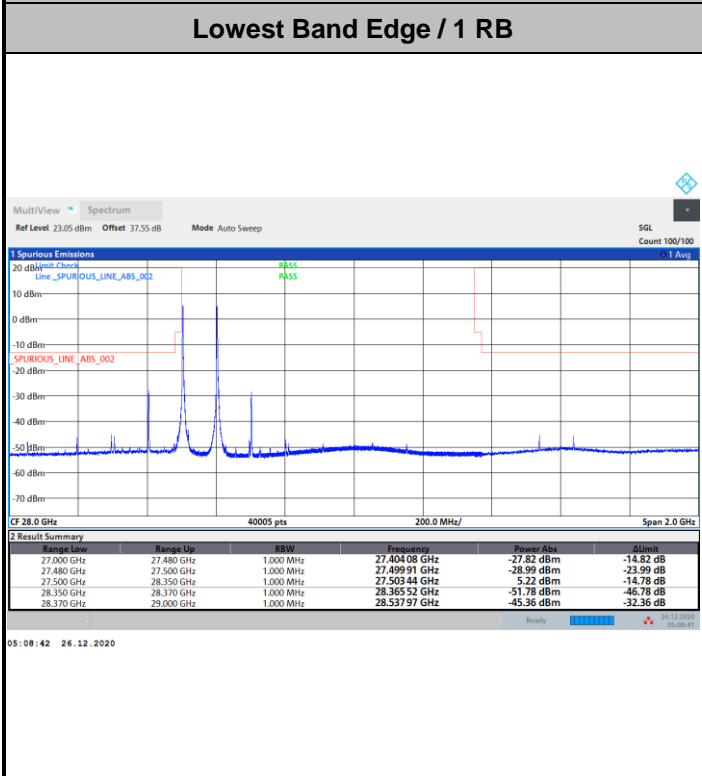


DFT-s-OFDM Module 1

NR Band n261 / 200MHz / BPSK

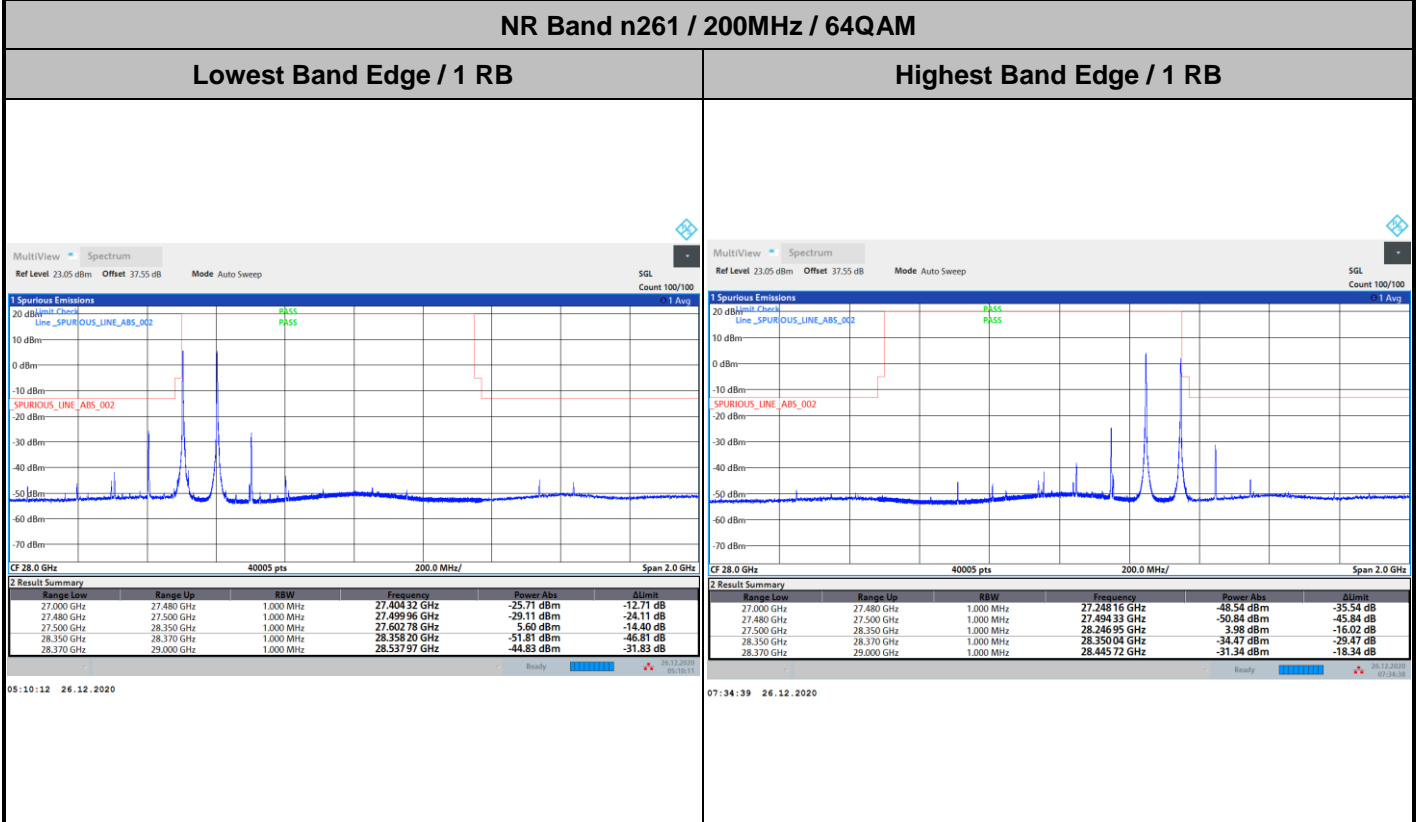
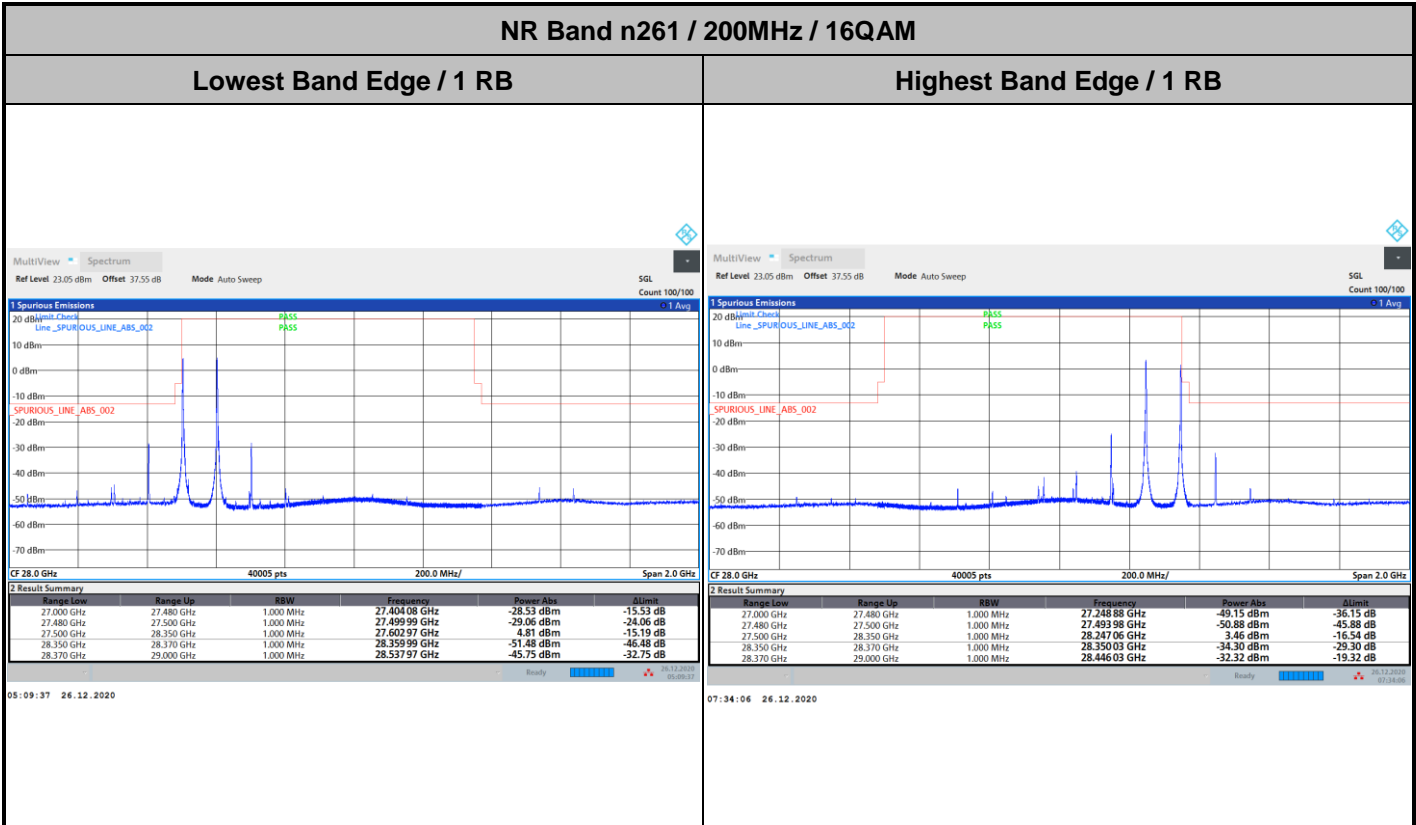


NR Band n261 / 50MHz / QPSK





DFT-s-OFDM Module 1



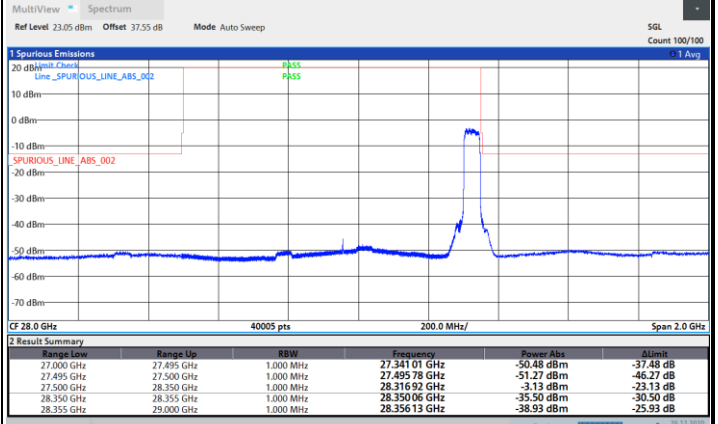
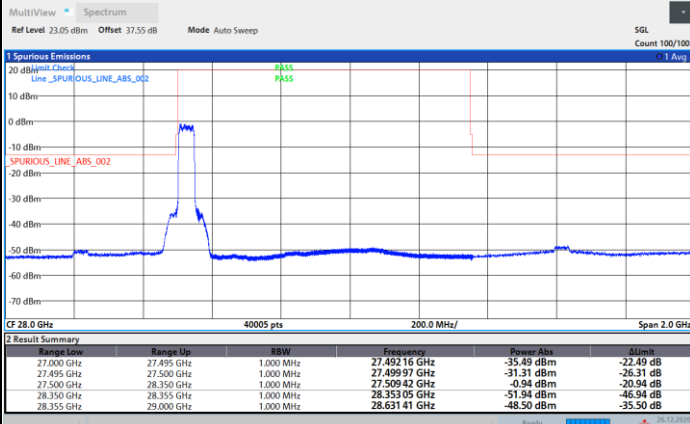


DFT-s-OFDM Module 1

NR Band n261 / 50MHz / BPSK

Lowest Band Edge / Full RB

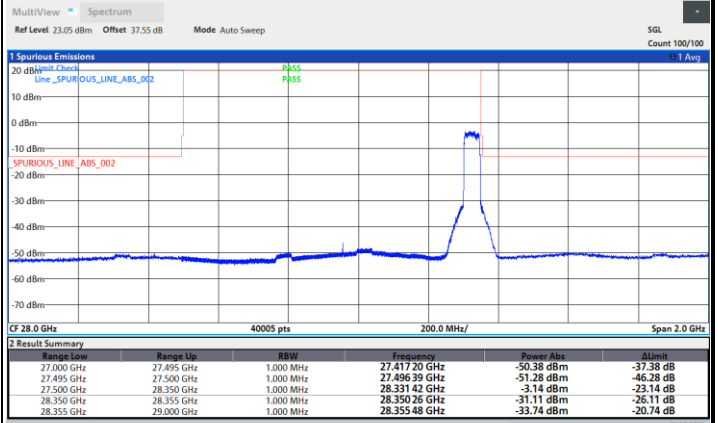
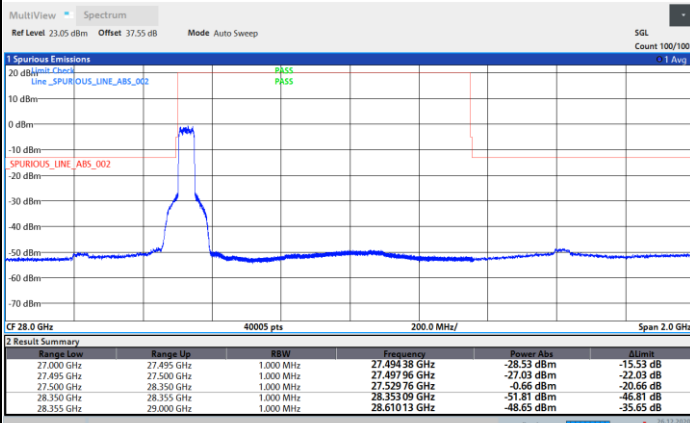
Highest Band Edge / Full RB



NR Band n261 / 50MHz / QPSK

Lowest Band Edge / Full RB

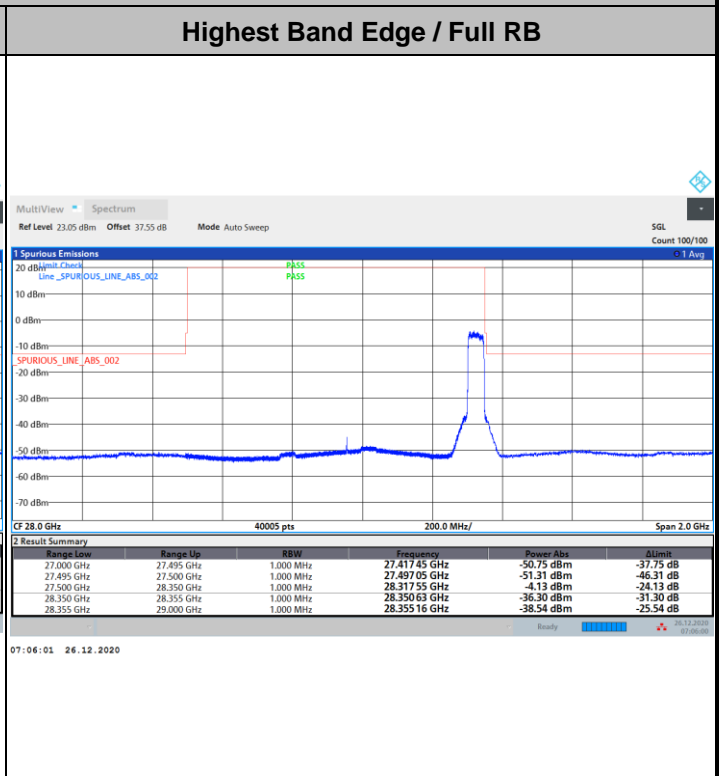
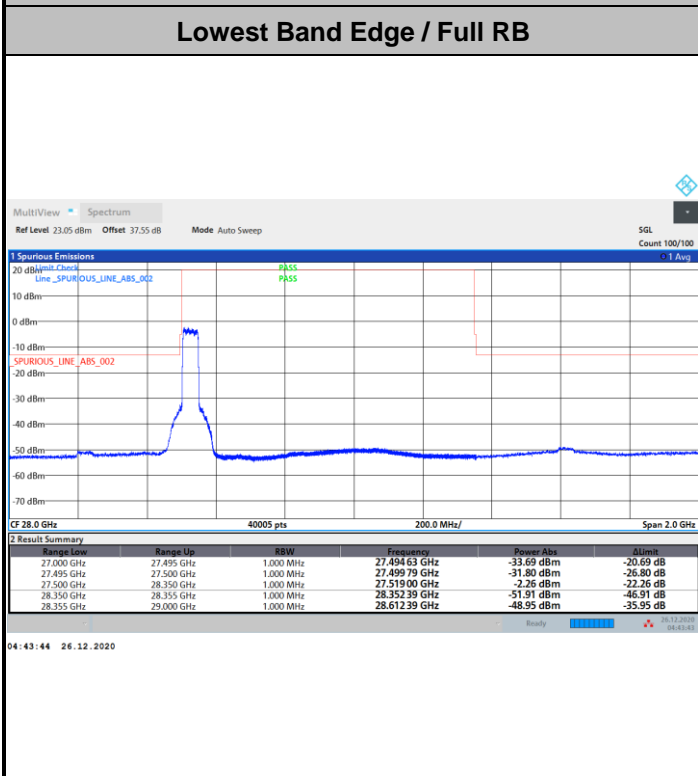
Highest Band Edge / Full RB



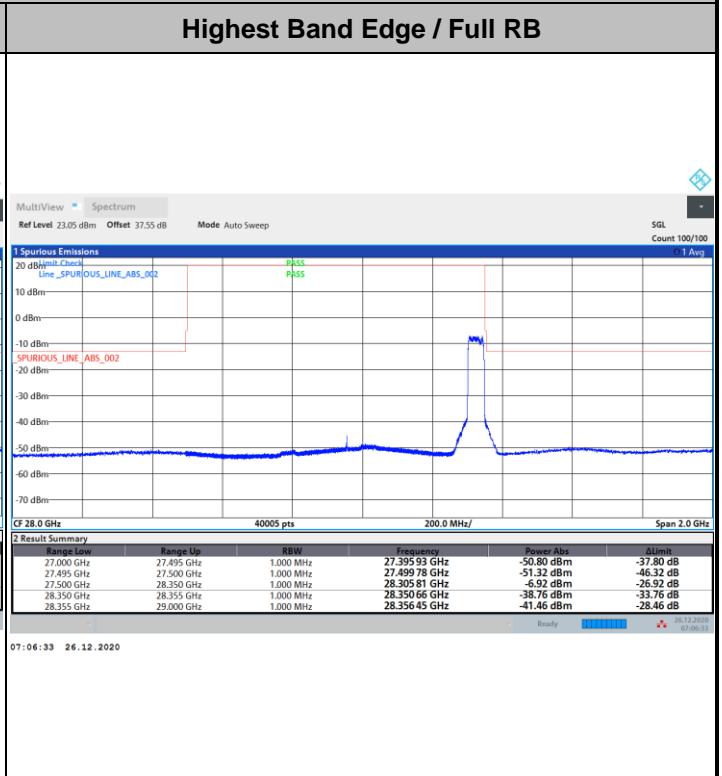
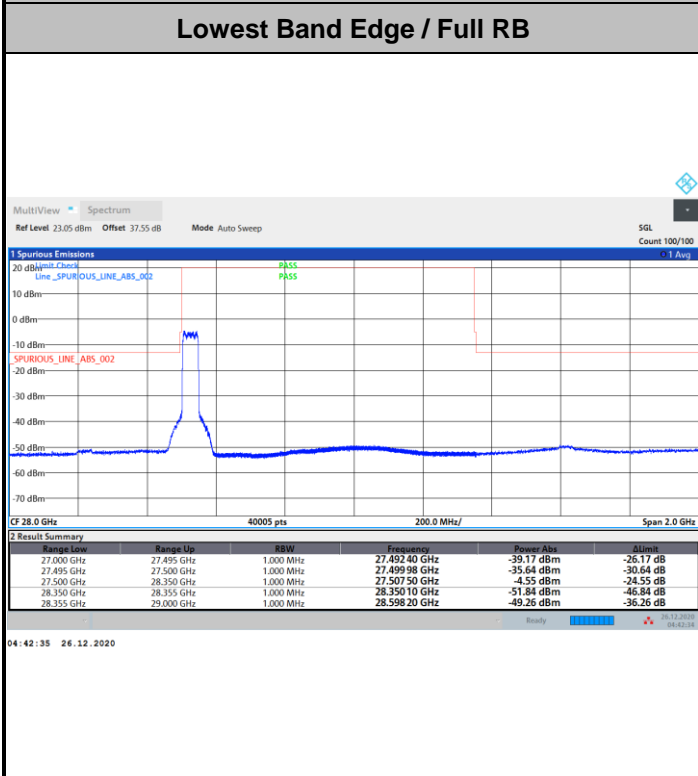


DFT-s-OFDM Module 1

NR Band n261 / 50MHz / 16QAM



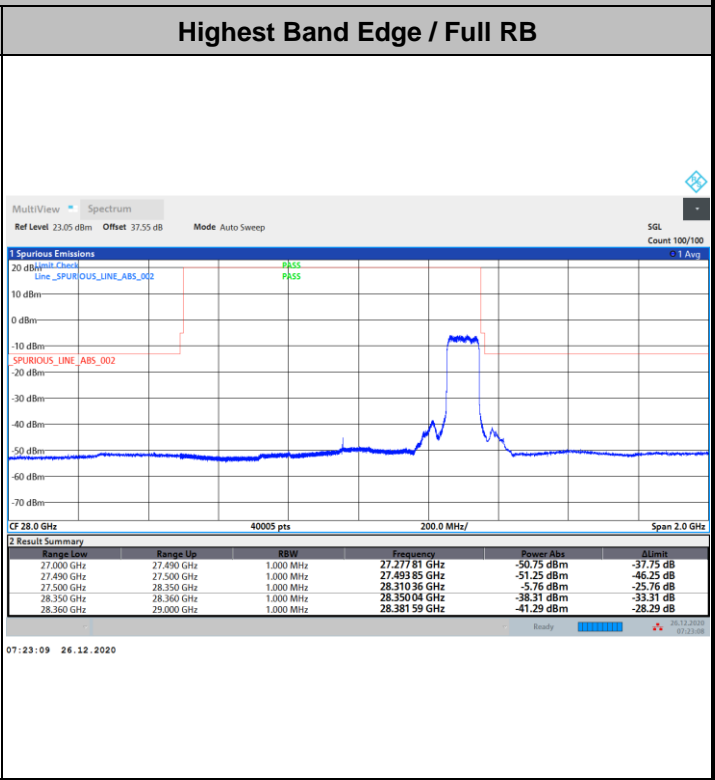
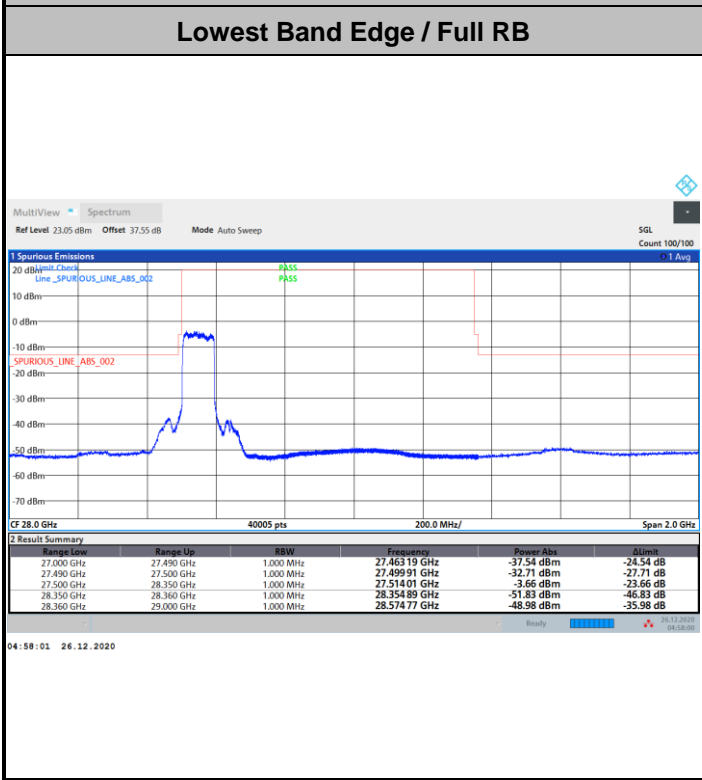
NR Band n261 / 50MHz / 64QAM



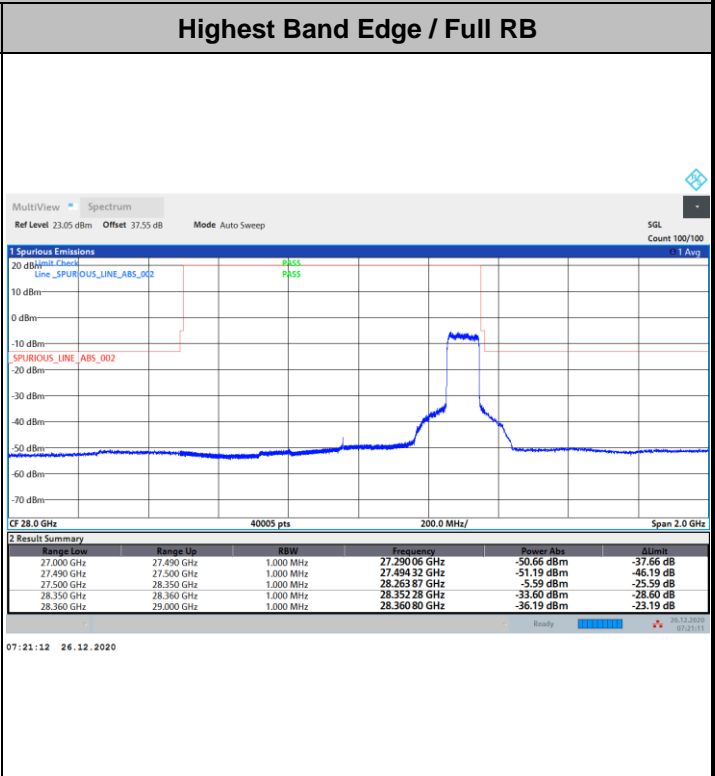
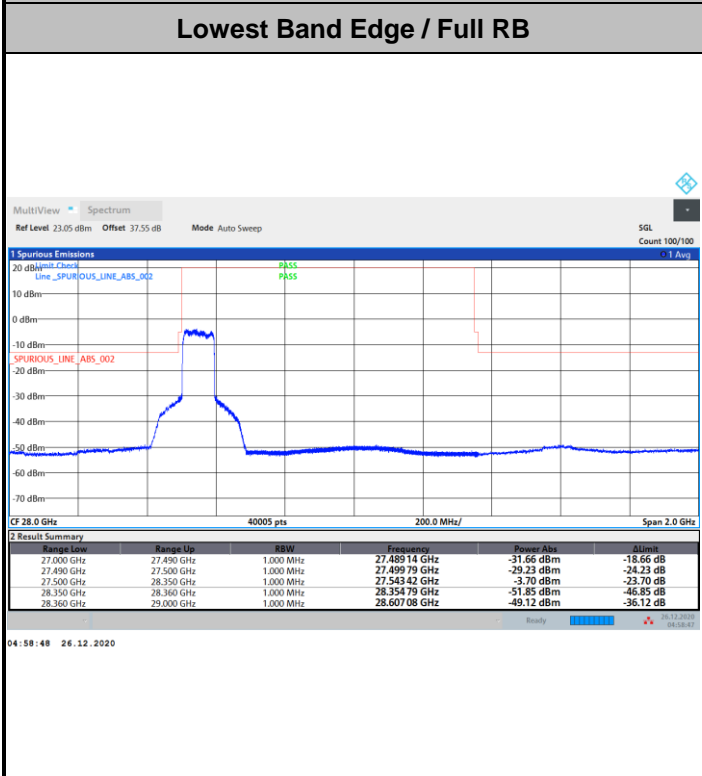


DFT-s-OFDM Module 1

NR Band n261 / 100MHz / BPSK

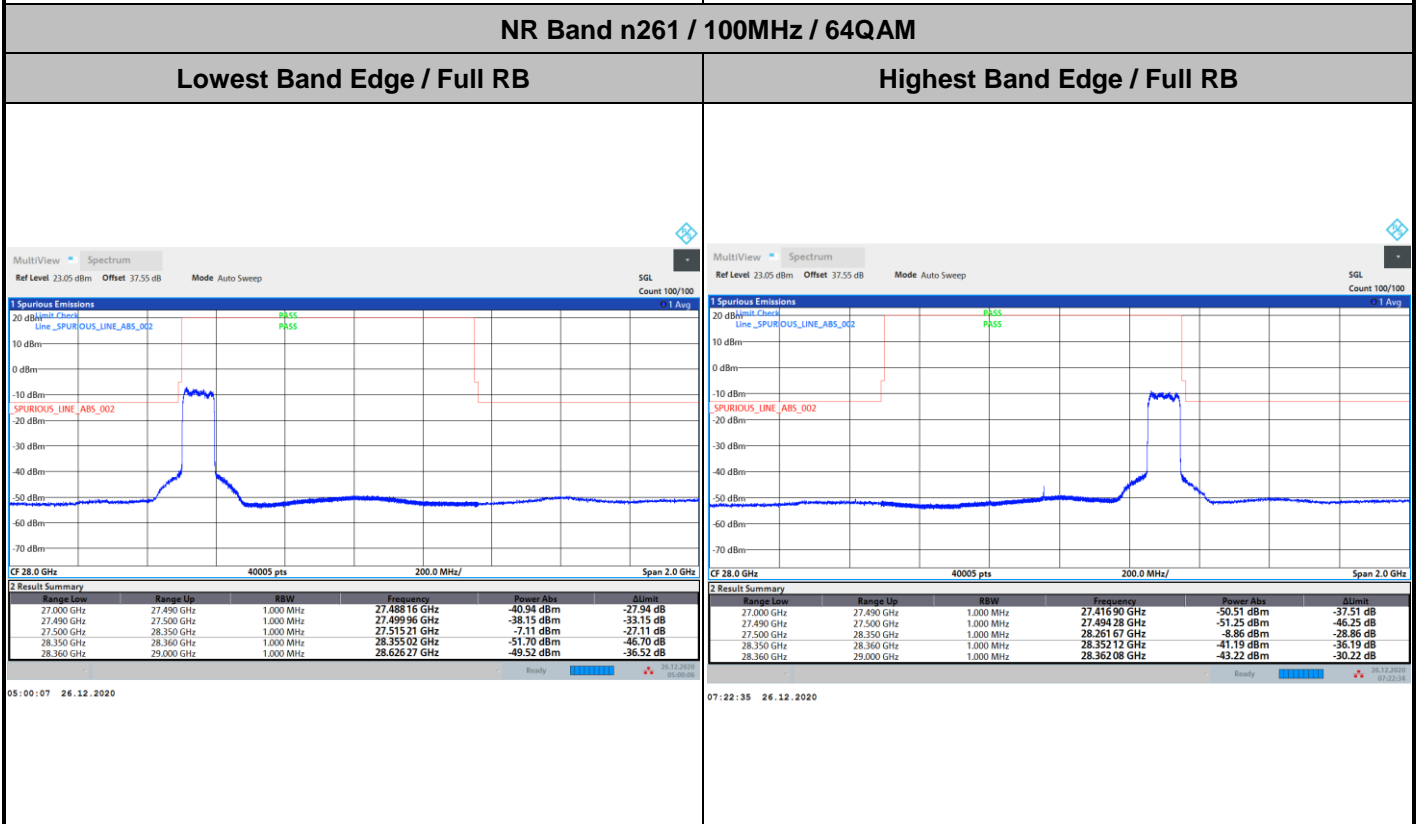
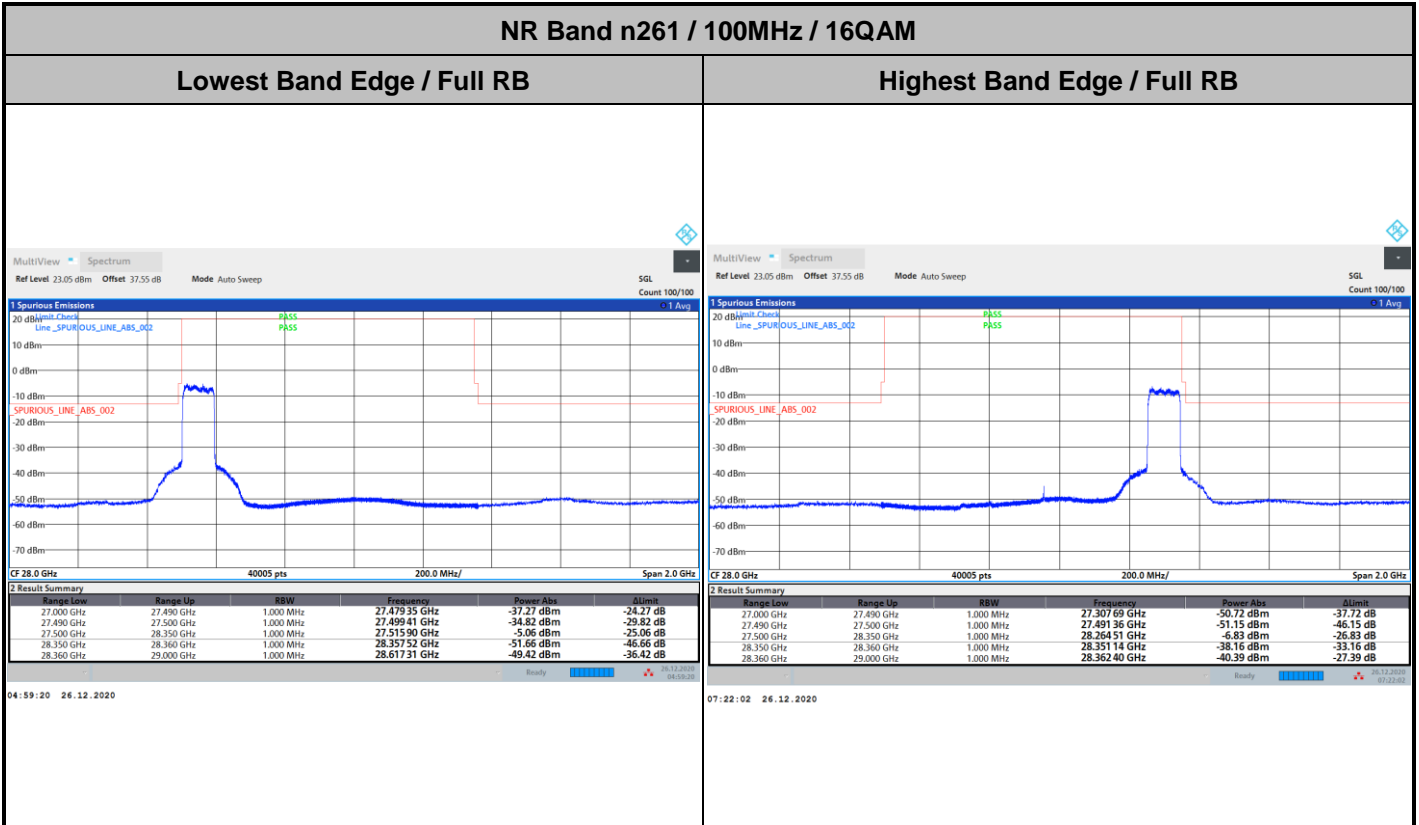


NR Band n261 / 100MHz / QPSK





DFT-s-OFDM Module 1

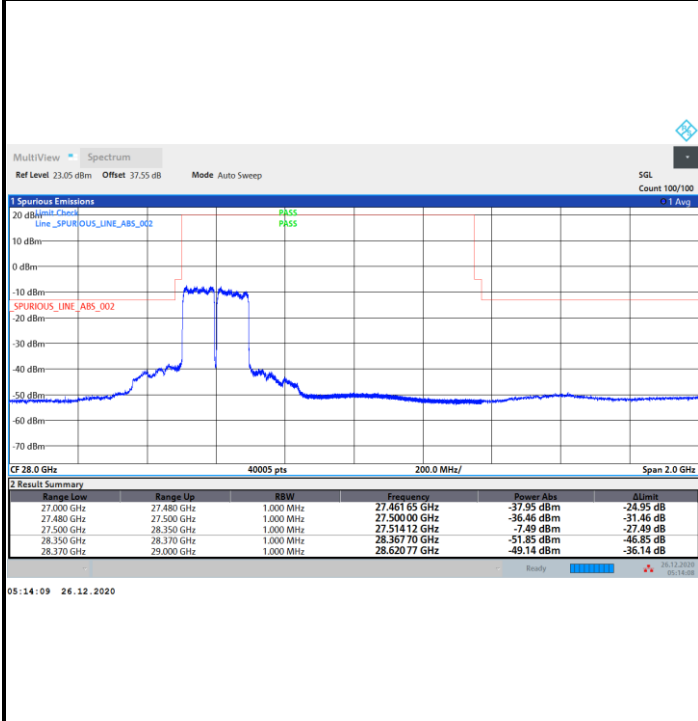




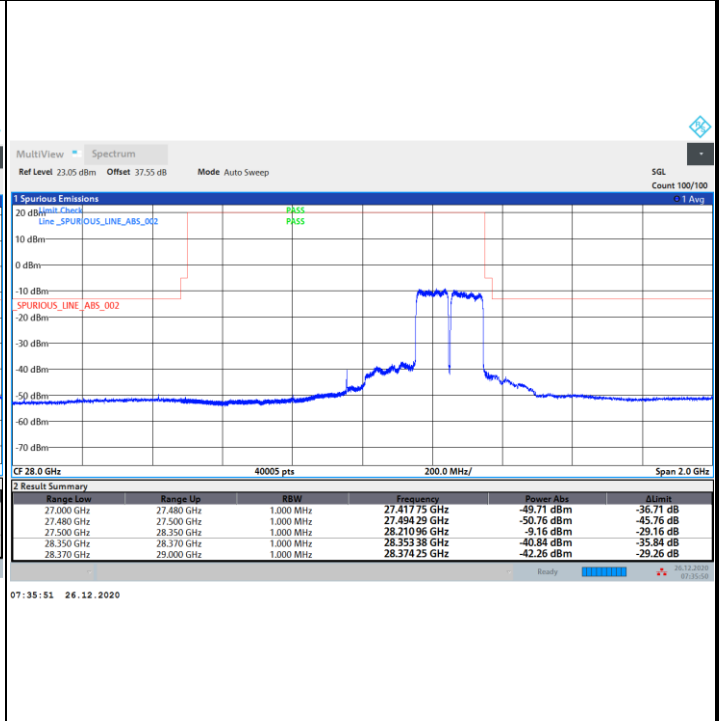
DFT-s-OFDM Module 1

NR Band n261 / 200MHz / BPSK

Lowest Band Edge / Full RB

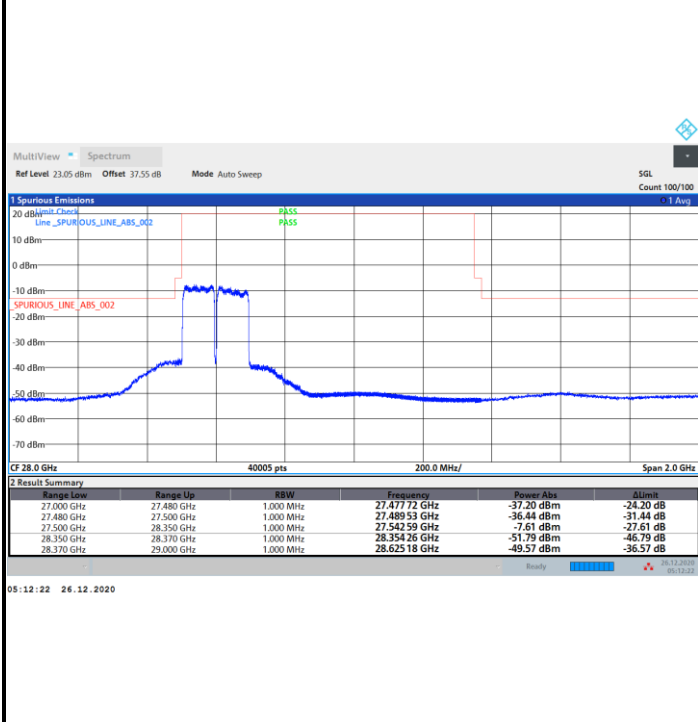


Highest Band Edge / Full RB

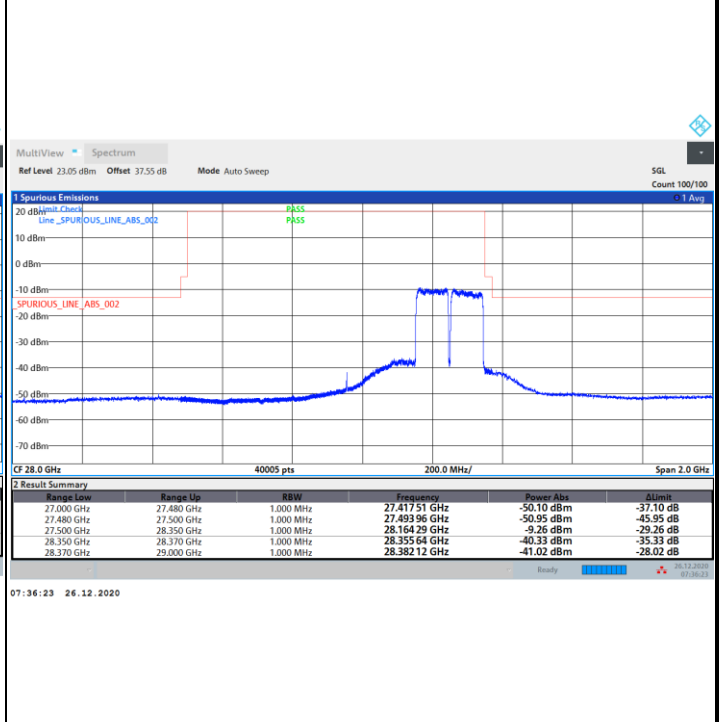


NR Band n261 / 50MHz / QPSK

Lowest Band Edge / Full RB

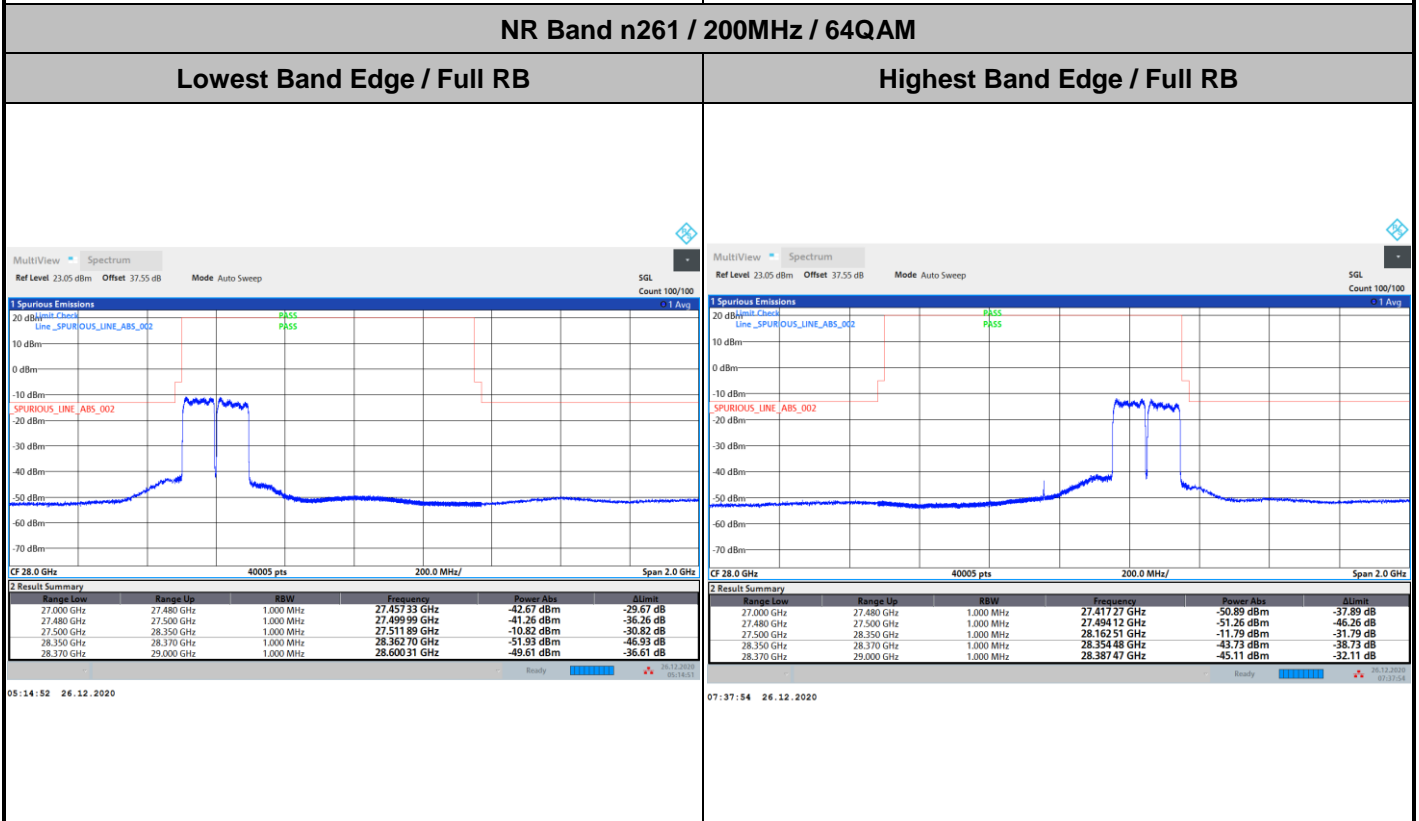
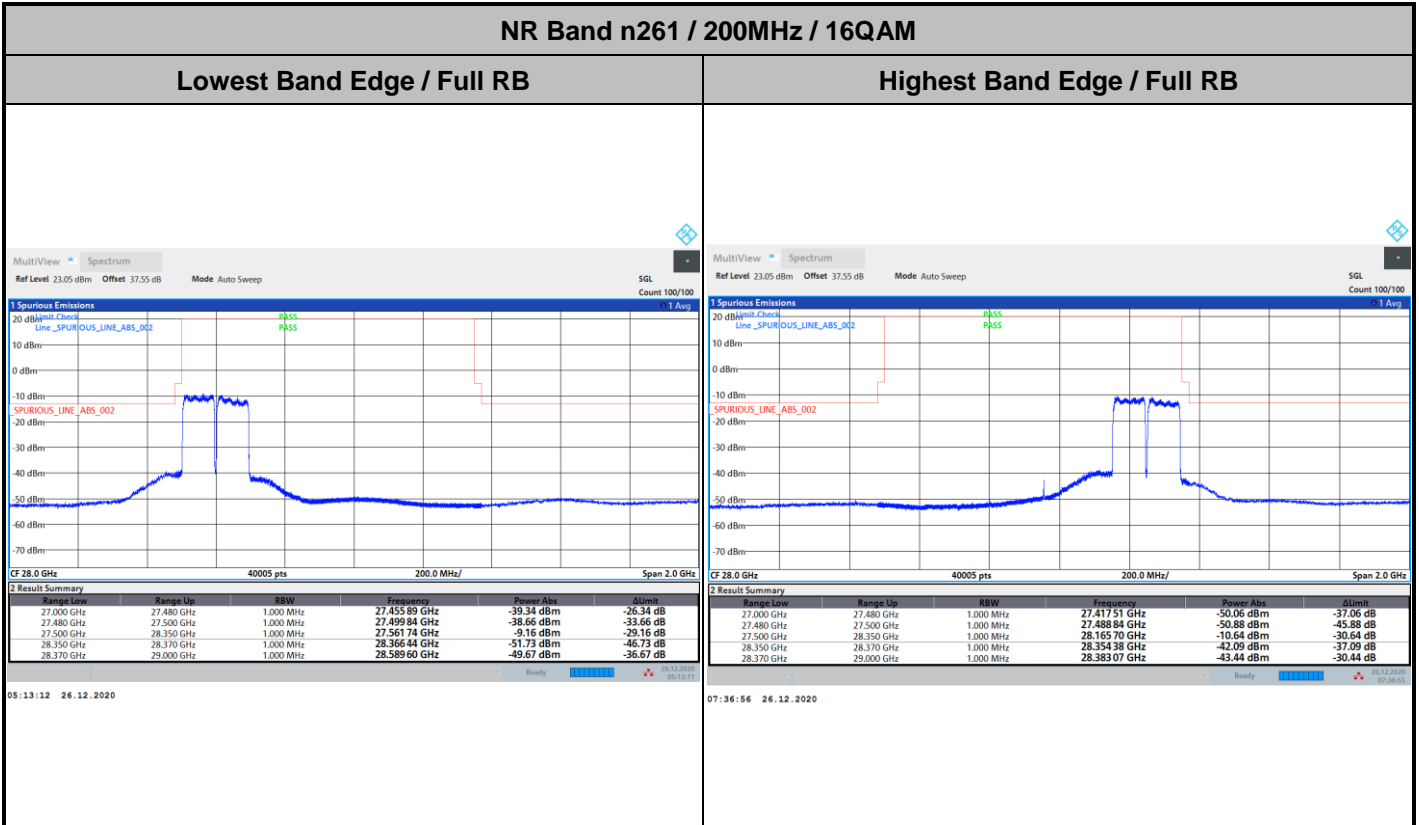


Highest Band Edge / Full RB





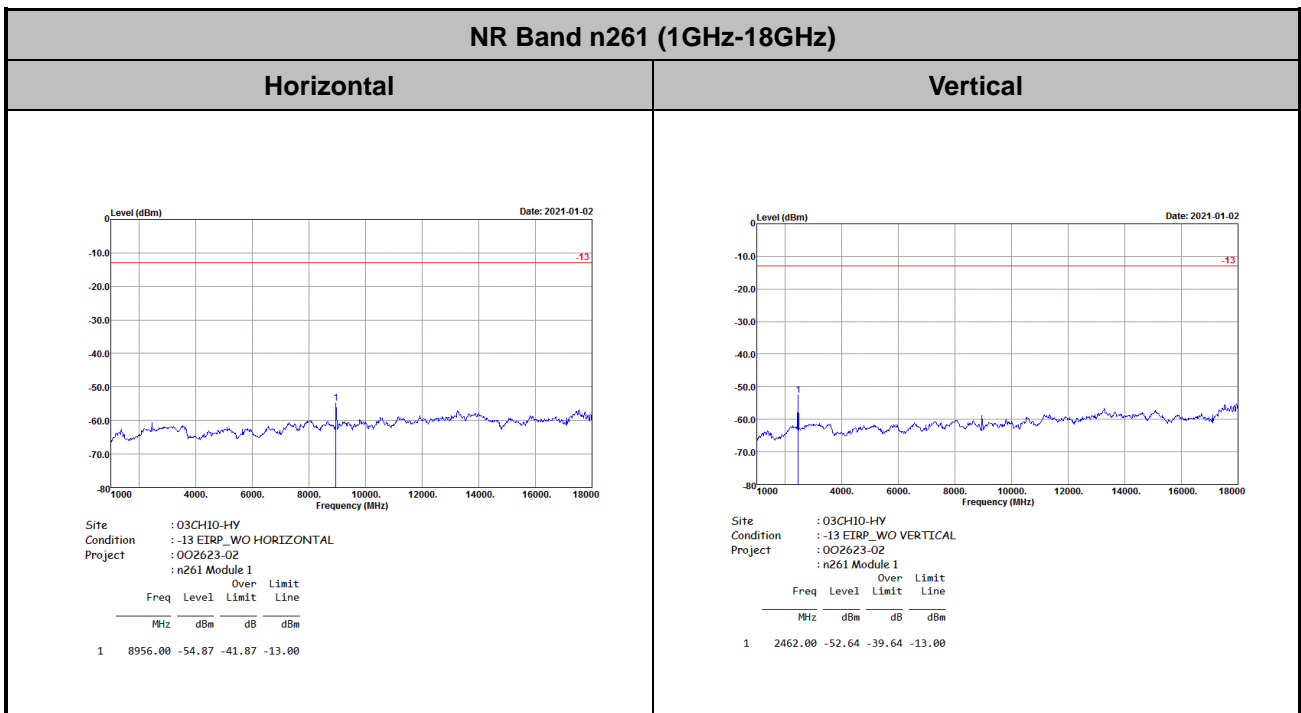
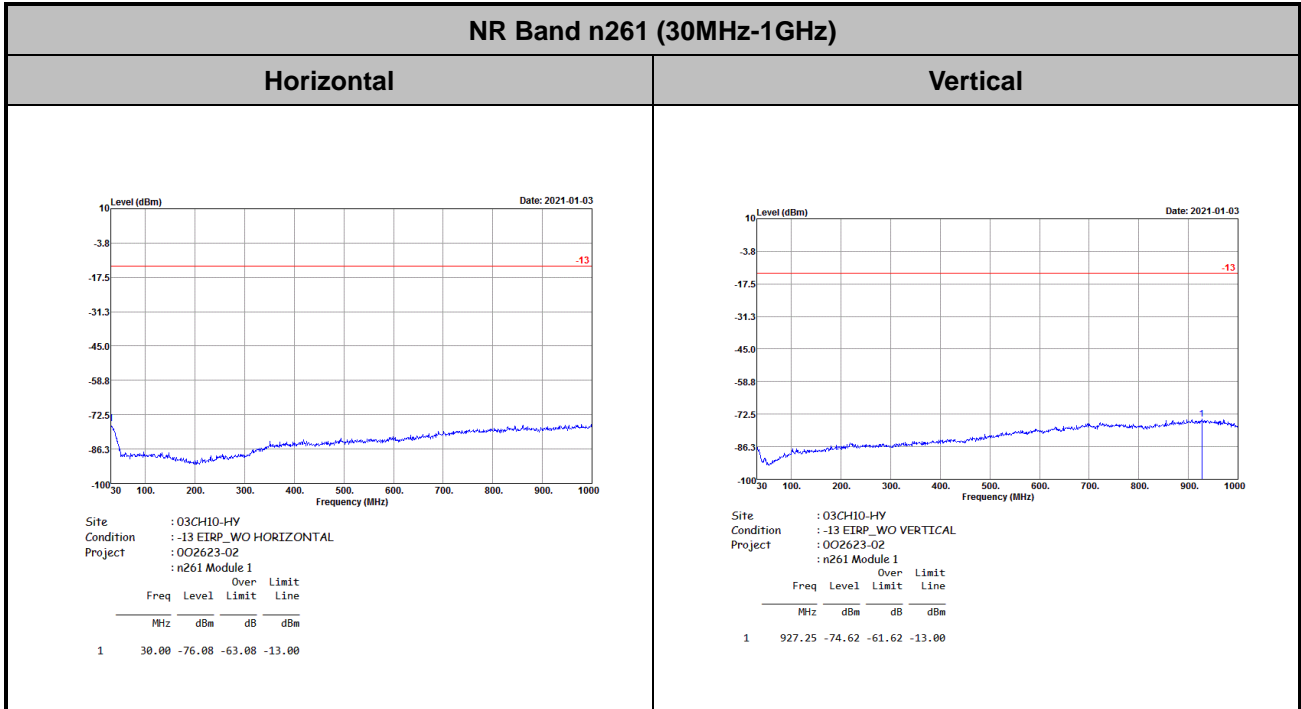
DFT-s-OFDM Module 1





Spurious Emission

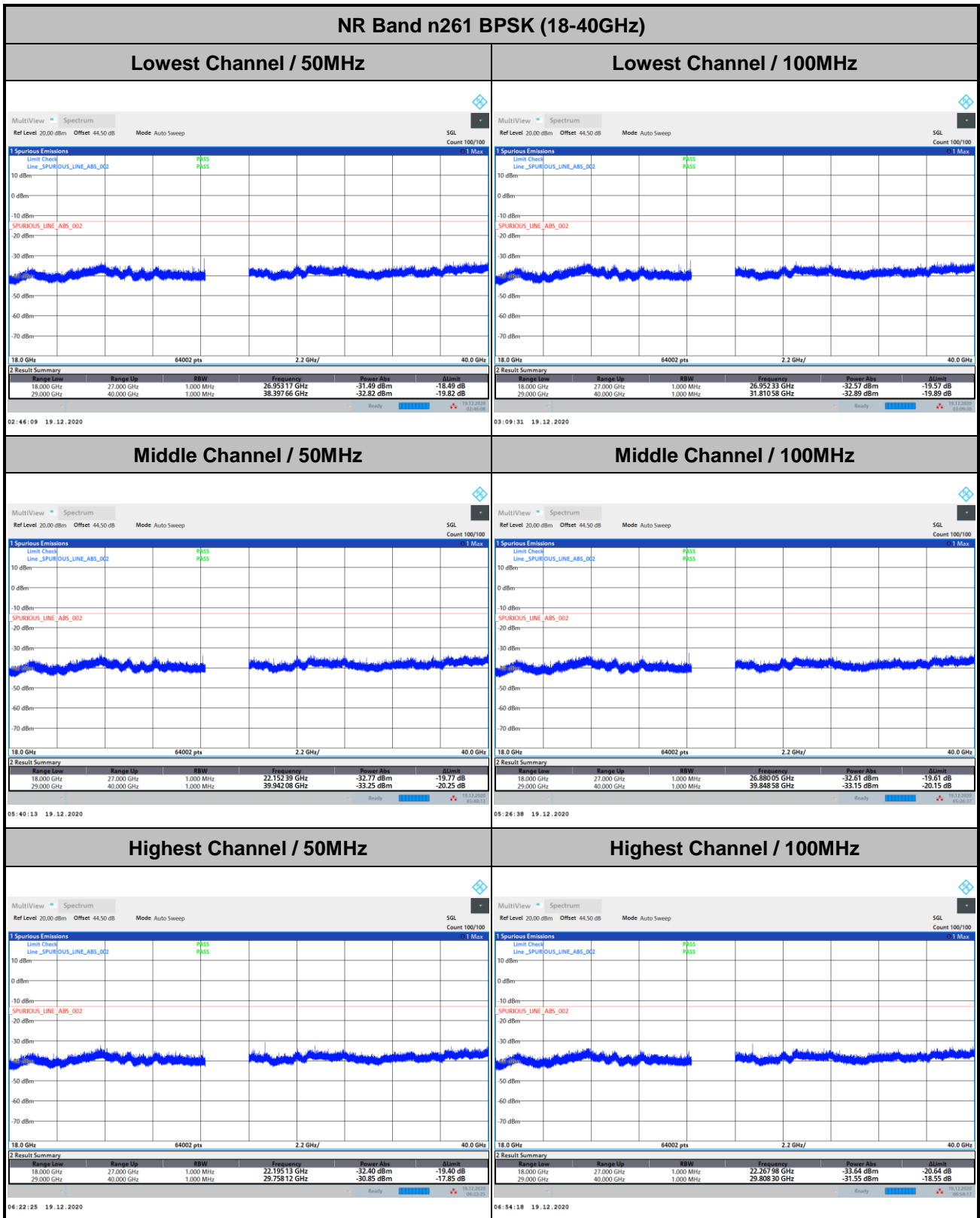
There is no significant spurious emission signal found for frequency started from 30MHz up to 18GHz. Only the noise floor is reported.





Spurious emission between 18GHz to 40GHz worst case plot is reported as following.

AG0 DFT-s-OFDM Module 1



Remark: In band and out of band frequencies are omitted.



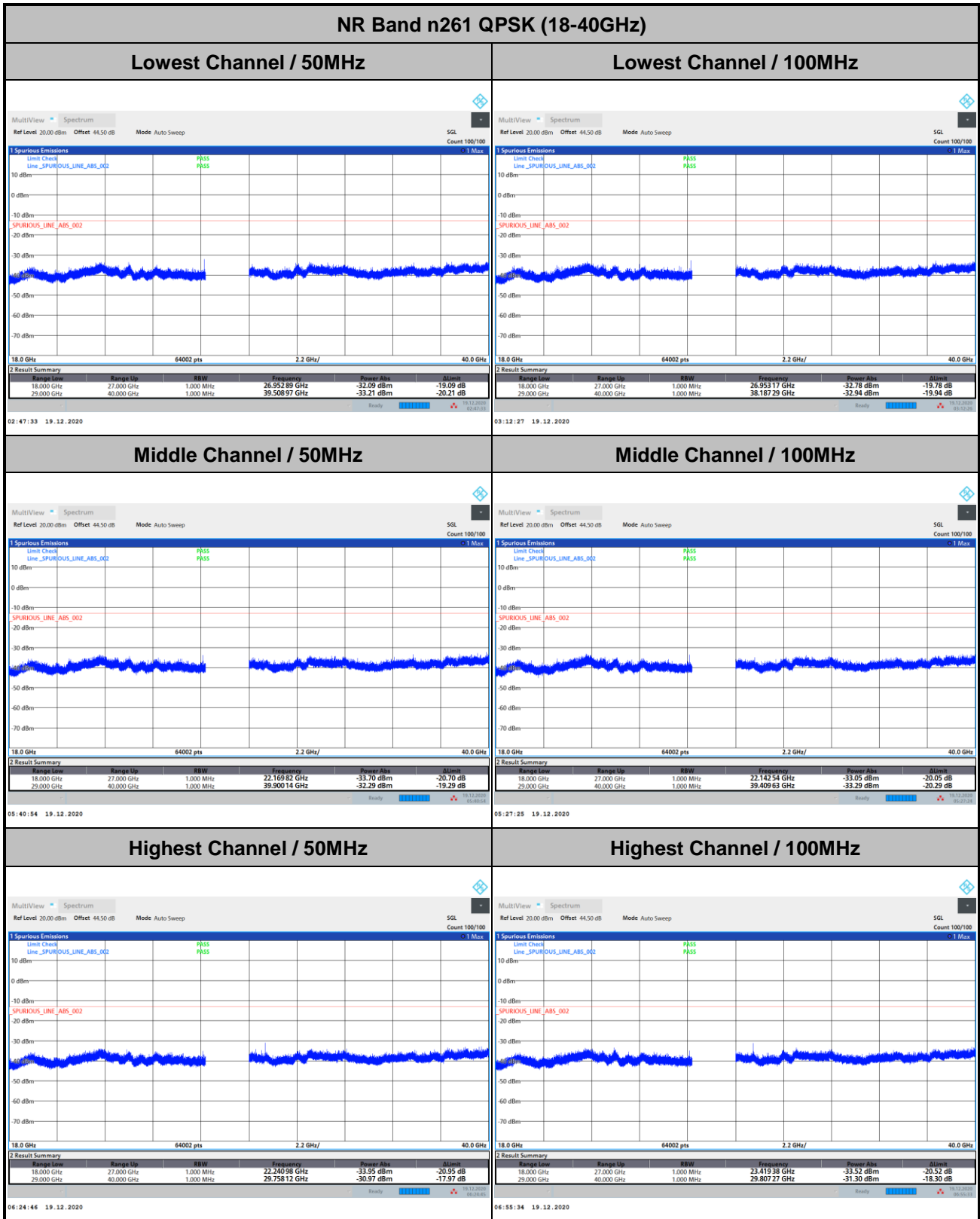
AG0 DFT-s-OFDM Module 1

NR Band n261 BPSK (18-40GHz)										
<p>Lowest Channel / 200MHz</p> <table border="1"> <thead> <tr> <th>Line Check</th> <th>Line</th> <th>Spurious Emissions</th> </tr> </thead> <tbody> <tr> <td>PASS</td> <td>Line_SPURIOUS_LINE_ABS_002</td> <td>PASS</td> </tr> <tr> <td>PASS</td> <td>SPURIOUS_LINE_ABS_002</td> <td>PASS</td> </tr> </tbody> </table>	Line Check	Line	Spurious Emissions	PASS	Line_SPURIOUS_LINE_ABS_002	PASS	PASS	SPURIOUS_LINE_ABS_002	PASS	<p>intentionally blank</p>
Line Check	Line	Spurious Emissions								
PASS	Line_SPURIOUS_LINE_ABS_002	PASS								
PASS	SPURIOUS_LINE_ABS_002	PASS								
<p>Middle Channel / 200MHz</p> <table border="1"> <thead> <tr> <th>Line Check</th> <th>Line</th> <th>Spurious Emissions</th> </tr> </thead> <tbody> <tr> <td>PASS</td> <td>Line_SPURIOUS_LINE_ABS_002</td> <td>PASS</td> </tr> <tr> <td>PASS</td> <td>SPURIOUS_LINE_ABS_002</td> <td>PASS</td> </tr> </tbody> </table>	Line Check	Line	Spurious Emissions	PASS	Line_SPURIOUS_LINE_ABS_002	PASS	PASS	SPURIOUS_LINE_ABS_002	PASS	<p>intentionally blank</p>
Line Check	Line	Spurious Emissions								
PASS	Line_SPURIOUS_LINE_ABS_002	PASS								
PASS	SPURIOUS_LINE_ABS_002	PASS								
<p>Highest Channel / 200MHz</p> <table border="1"> <thead> <tr> <th>Line Check</th> <th>Line</th> <th>Spurious Emissions</th> </tr> </thead> <tbody> <tr> <td>PASS</td> <td>Line_SPURIOUS_LINE_ABS_002</td> <td>PASS</td> </tr> <tr> <td>PASS</td> <td>SPURIOUS_LINE_ABS_002</td> <td>PASS</td> </tr> </tbody> </table>	Line Check	Line	Spurious Emissions	PASS	Line_SPURIOUS_LINE_ABS_002	PASS	PASS	SPURIOUS_LINE_ABS_002	PASS	<p>intentionally blank</p>
Line Check	Line	Spurious Emissions								
PASS	Line_SPURIOUS_LINE_ABS_002	PASS								
PASS	SPURIOUS_LINE_ABS_002	PASS								

Remark: In band and out of band frequencies are omitted.



AG0 DFT-s-OFDM Module 1



Remark: In band and out of band frequencies are omitted.



AG0 DFT-s-OFDM Module 1

NR Band n261 QPSK (18-40GHz)																			
<p>Lowest Channel / 200MHz</p> <table border="1"> <thead> <tr> <th>Range Low</th> <th>Range Up</th> <th>RBW</th> <th>Frequency</th> <th>Power Abs.</th> <th>dlm</th> </tr> </thead> <tbody> <tr> <td>18,000 GHz</td> <td>27,000 GHz</td> <td>1,000 MHz</td> <td>22,185 29 GHz</td> <td>-33.87 dBm</td> <td>-20.87 dB</td> </tr> <tr> <td>29,000 GHz</td> <td>40,000 GHz</td> <td>1,000 MHz</td> <td>37,506 24 GHz</td> <td>-32.61 dBm</td> <td>-19.61 dB</td> </tr> </tbody> </table>	Range Low	Range Up	RBW	Frequency	Power Abs.	dlm	18,000 GHz	27,000 GHz	1,000 MHz	22,185 29 GHz	-33.87 dBm	-20.87 dB	29,000 GHz	40,000 GHz	1,000 MHz	37,506 24 GHz	-32.61 dBm	-19.61 dB	<p>intentionally blank</p>
Range Low	Range Up	RBW	Frequency	Power Abs.	dlm														
18,000 GHz	27,000 GHz	1,000 MHz	22,185 29 GHz	-33.87 dBm	-20.87 dB														
29,000 GHz	40,000 GHz	1,000 MHz	37,506 24 GHz	-32.61 dBm	-19.61 dB														
<p>Middle Channel / 200MHz</p> <table border="1"> <thead> <tr> <th>Range Low</th> <th>Range Up</th> <th>RBW</th> <th>Frequency</th> <th>Power Abs.</th> <th>dlm</th> </tr> </thead> <tbody> <tr> <td>18,000 GHz</td> <td>27,000 GHz</td> <td>1,000 MHz</td> <td>22,122 01 GHz</td> <td>-33.86 dBm</td> <td>-20.86 dB</td> </tr> <tr> <td>29,000 GHz</td> <td>40,000 GHz</td> <td>1,000 MHz</td> <td>39,469 78 GHz</td> <td>-33.36 dBm</td> <td>-20.36 dB</td> </tr> </tbody> </table>	Range Low	Range Up	RBW	Frequency	Power Abs.	dlm	18,000 GHz	27,000 GHz	1,000 MHz	22,122 01 GHz	-33.86 dBm	-20.86 dB	29,000 GHz	40,000 GHz	1,000 MHz	39,469 78 GHz	-33.36 dBm	-20.36 dB	<p>intentionally blank</p>
Range Low	Range Up	RBW	Frequency	Power Abs.	dlm														
18,000 GHz	27,000 GHz	1,000 MHz	22,122 01 GHz	-33.86 dBm	-20.86 dB														
29,000 GHz	40,000 GHz	1,000 MHz	39,469 78 GHz	-33.36 dBm	-20.36 dB														
<p>Highest Channel / 200MHz</p> <table border="1"> <thead> <tr> <th>Range Low</th> <th>Range Up</th> <th>RBW</th> <th>Frequency</th> <th>Power Abs.</th> <th>dlm</th> </tr> </thead> <tbody> <tr> <td>18,000 GHz</td> <td>27,000 GHz</td> <td>1,000 MHz</td> <td>22,396 50 GHz</td> <td>-33.09 dBm</td> <td>-20.09 dB</td> </tr> <tr> <td>29,000 GHz</td> <td>40,000 GHz</td> <td>1,000 MHz</td> <td>39,996 29 GHz</td> <td>-33.24 dBm</td> <td>-20.24 dB</td> </tr> </tbody> </table>	Range Low	Range Up	RBW	Frequency	Power Abs.	dlm	18,000 GHz	27,000 GHz	1,000 MHz	22,396 50 GHz	-33.09 dBm	-20.09 dB	29,000 GHz	40,000 GHz	1,000 MHz	39,996 29 GHz	-33.24 dBm	-20.24 dB	<p>intentionally blank</p>
Range Low	Range Up	RBW	Frequency	Power Abs.	dlm														
18,000 GHz	27,000 GHz	1,000 MHz	22,396 50 GHz	-33.09 dBm	-20.09 dB														
29,000 GHz	40,000 GHz	1,000 MHz	39,996 29 GHz	-33.24 dBm	-20.24 dB														

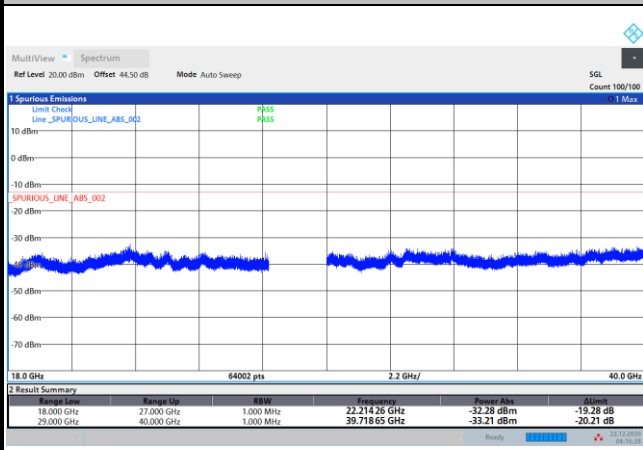
Remark: In band and out of band frequencies are omitted.



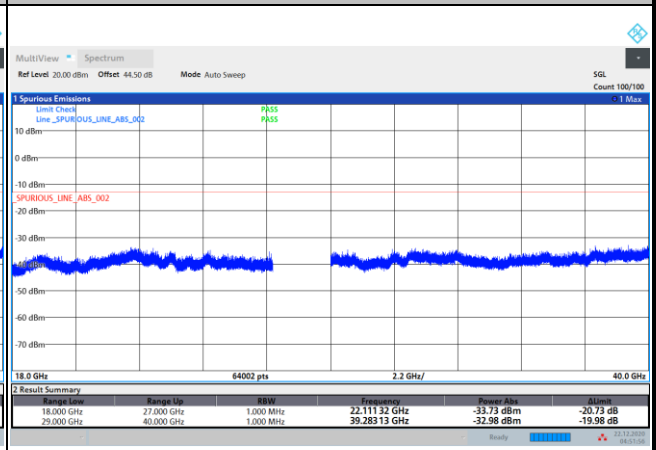
AG1 DFT-s-OFDM Module 1

NR Band n261 BPSK (18-40GHz)

Lowest Channel / 50MHz



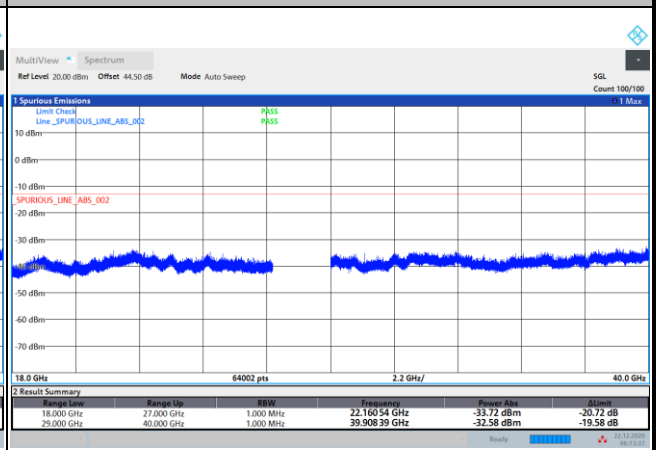
Lowest Channel / 100MHz



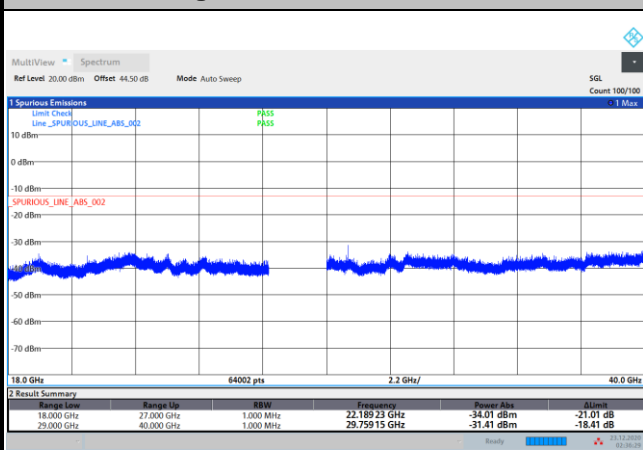
Middle Channel / 50MHz



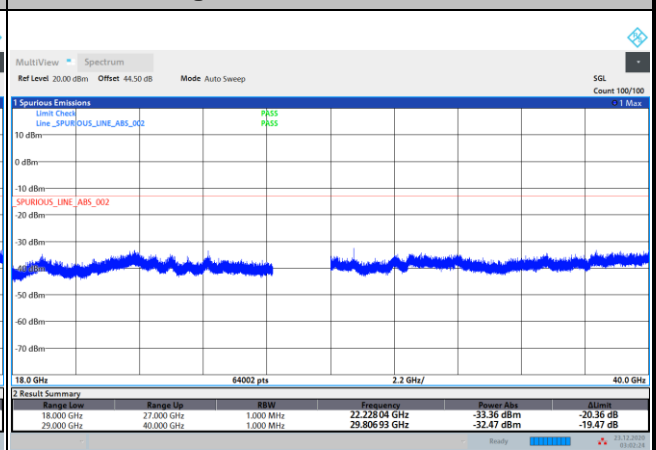
Middle Channel / 100MHz



Highest Channel / 50MHz



Highest Channel / 100MHz



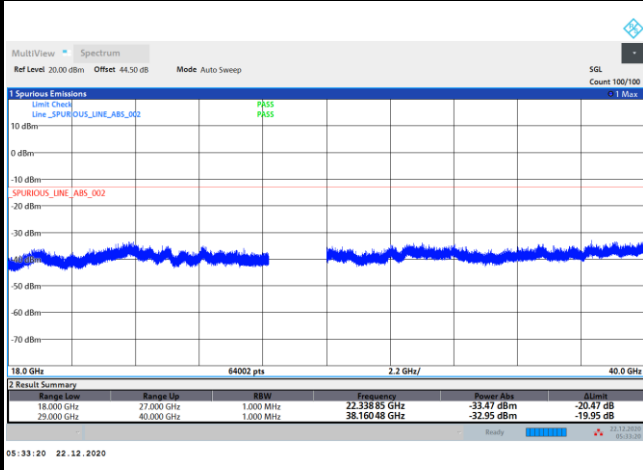
Remark: In band and out of band frequencies are omitted.



AG1 DFT-s-OFDM Module 1

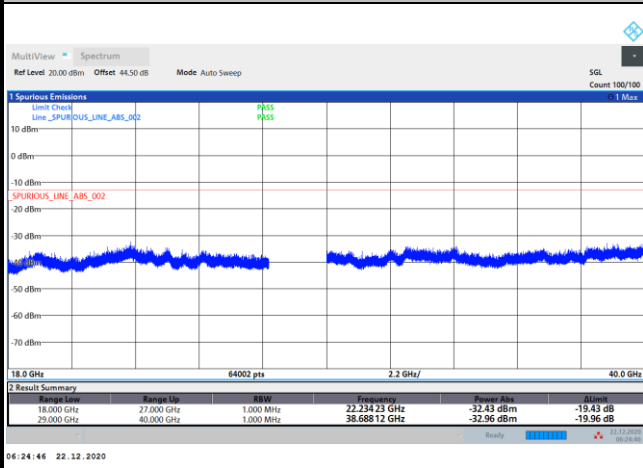
NR Band n261 BPSK (18-40GHz)

Lowest Channel / 200MHz



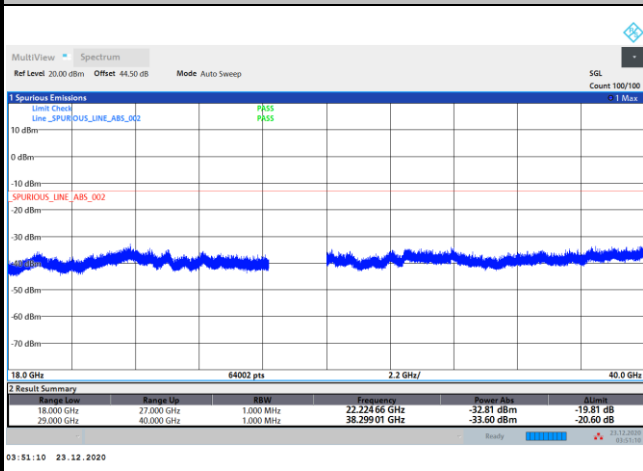
intentionally blank

Middle Channel / 200MHz



intentionally blank

Highest Channel / 200MHz



intentionally blank

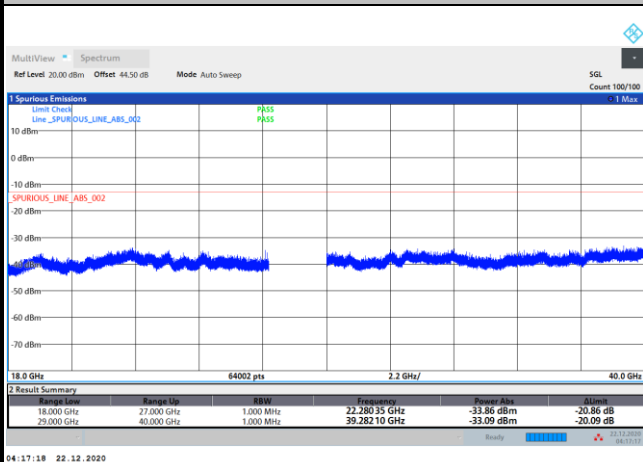
Remark: In band and out of band frequencies are omitted.



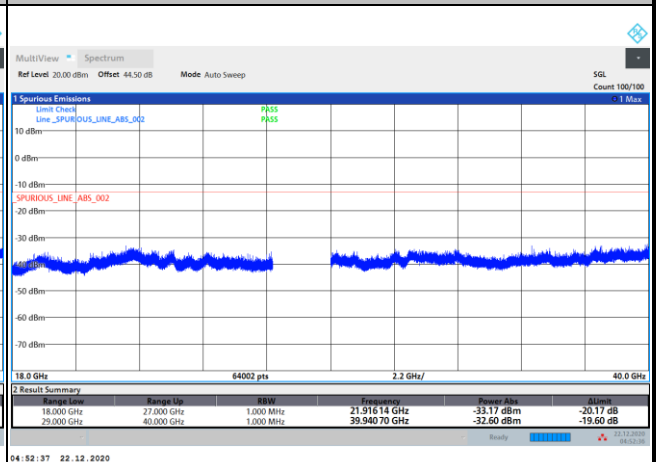
AG1 DFT-s-OFDM Module 1

NR Band n261 QPSK (18-40GHz)

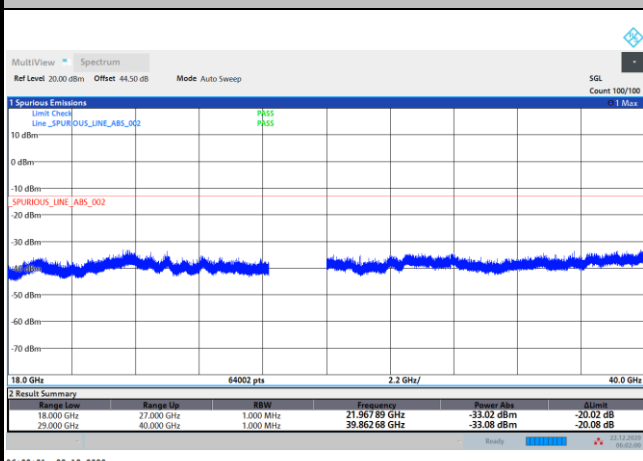
Lowest Channel / 50MHz



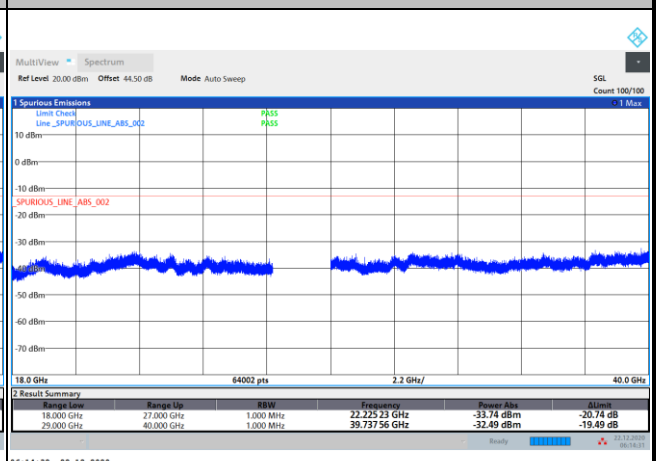
Lowest Channel / 100MHz



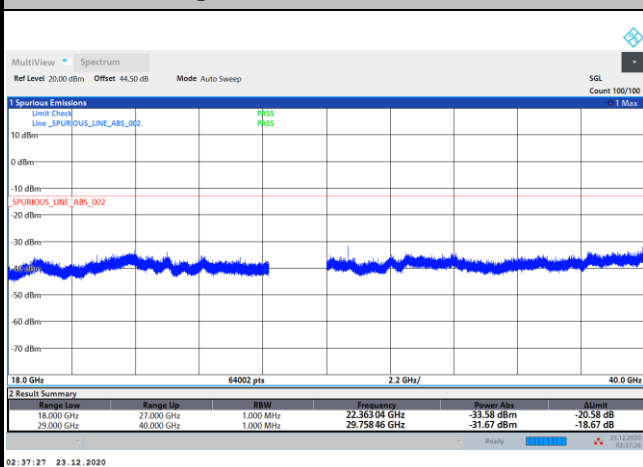
Middle Channel / 50MHz



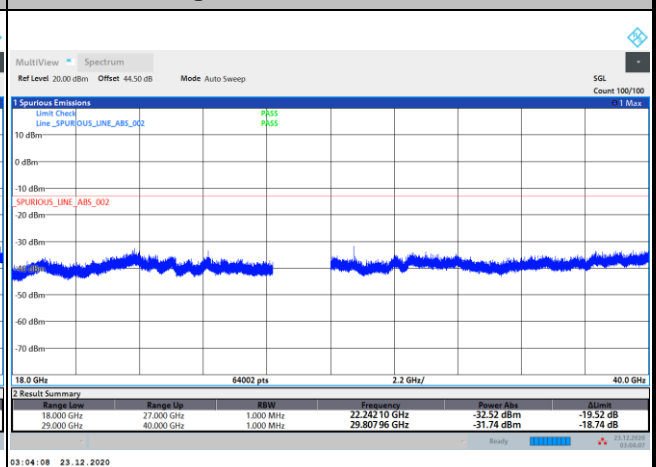
Middle Channel / 100MHz



Highest Channel / 50MHz



Highest Channel / 100MHz



Remark: In band and out of band frequencies are omitted.



AG1 DFT-s-OFDM Module 1

NR Band n261 QPSK (18-40GHz)																			
<p>Lowest Channel / 200MHz</p> <table border="1"> <thead> <tr> <th>Range Low</th> <th>Range Up</th> <th>RBW</th> <th>Frequency</th> <th>Power Abs</th> <th>Glimp</th> </tr> </thead> <tbody> <tr> <td>18,000 GHz</td> <td>27,000 GHz</td> <td>1,000 MHz</td> <td>22,134 95 GHz</td> <td>-33.02 dBm</td> <td>-20.02 dB</td> </tr> <tr> <td>29,000 GHz</td> <td>40,000 GHz</td> <td>1,000 MHz</td> <td>39,995 70 GHz</td> <td>-32.18 dBm</td> <td>-20.18 dB</td> </tr> </tbody> </table>	Range Low	Range Up	RBW	Frequency	Power Abs	Glimp	18,000 GHz	27,000 GHz	1,000 MHz	22,134 95 GHz	-33.02 dBm	-20.02 dB	29,000 GHz	40,000 GHz	1,000 MHz	39,995 70 GHz	-32.18 dBm	-20.18 dB	<p>intentionally blank</p>
Range Low	Range Up	RBW	Frequency	Power Abs	Glimp														
18,000 GHz	27,000 GHz	1,000 MHz	22,134 95 GHz	-33.02 dBm	-20.02 dB														
29,000 GHz	40,000 GHz	1,000 MHz	39,995 70 GHz	-32.18 dBm	-20.18 dB														
<p>Middle Channel / 200MHz</p> <table border="1"> <thead> <tr> <th>Range Low</th> <th>Range Up</th> <th>RBW</th> <th>Frequency</th> <th>Power Abs</th> <th>Glimp</th> </tr> </thead> <tbody> <tr> <td>18,000 GHz</td> <td>27,000 GHz</td> <td>1,000 MHz</td> <td>22,394 25 GHz</td> <td>-33.47 dBm</td> <td>-20.47 dB</td> </tr> <tr> <td>29,000 GHz</td> <td>40,000 GHz</td> <td>1,000 MHz</td> <td>39,446 41 GHz</td> <td>-32.77 dBm</td> <td>-19.77 dB</td> </tr> </tbody> </table>	Range Low	Range Up	RBW	Frequency	Power Abs	Glimp	18,000 GHz	27,000 GHz	1,000 MHz	22,394 25 GHz	-33.47 dBm	-20.47 dB	29,000 GHz	40,000 GHz	1,000 MHz	39,446 41 GHz	-32.77 dBm	-19.77 dB	<p>intentionally blank</p>
Range Low	Range Up	RBW	Frequency	Power Abs	Glimp														
18,000 GHz	27,000 GHz	1,000 MHz	22,394 25 GHz	-33.47 dBm	-20.47 dB														
29,000 GHz	40,000 GHz	1,000 MHz	39,446 41 GHz	-32.77 dBm	-19.77 dB														
<p>Highest Channel / 200MHz</p> <table border="1"> <thead> <tr> <th>Range Low</th> <th>Range Up</th> <th>RBW</th> <th>Frequency</th> <th>Power Abs</th> <th>Glimp</th> </tr> </thead> <tbody> <tr> <td>18,000 GHz</td> <td>27,000 GHz</td> <td>1,000 MHz</td> <td>22,289 35 GHz</td> <td>-34.02 dBm</td> <td>-21.02 dB</td> </tr> <tr> <td>29,000 GHz</td> <td>40,000 GHz</td> <td>1,000 MHz</td> <td>39,911 14 GHz</td> <td>-32.20 dBm</td> <td>-20.20 dB</td> </tr> </tbody> </table>	Range Low	Range Up	RBW	Frequency	Power Abs	Glimp	18,000 GHz	27,000 GHz	1,000 MHz	22,289 35 GHz	-34.02 dBm	-21.02 dB	29,000 GHz	40,000 GHz	1,000 MHz	39,911 14 GHz	-32.20 dBm	-20.20 dB	<p>intentionally blank</p>
Range Low	Range Up	RBW	Frequency	Power Abs	Glimp														
18,000 GHz	27,000 GHz	1,000 MHz	22,289 35 GHz	-34.02 dBm	-21.02 dB														
29,000 GHz	40,000 GHz	1,000 MHz	39,911 14 GHz	-32.20 dBm	-20.20 dB														

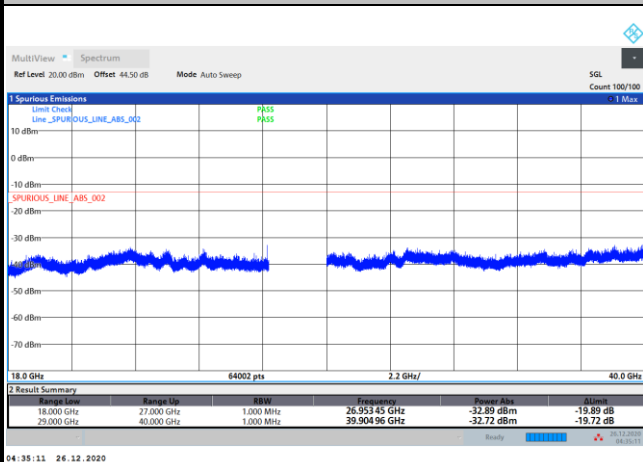
Remark: In band and out of band frequencies are omitted.



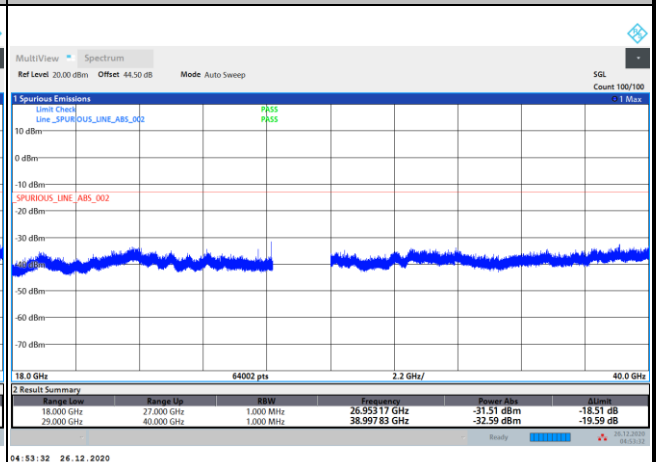
AG0+1 DFT-s-OFDM Module 1

NR Band n261 BPSK (18-40GHz)

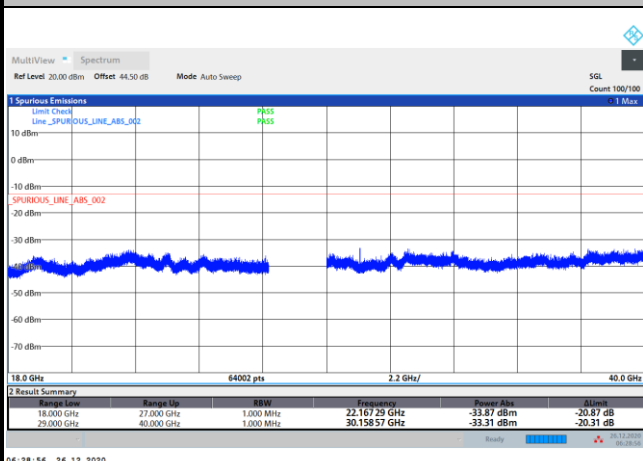
Lowest Channel / 50MHz



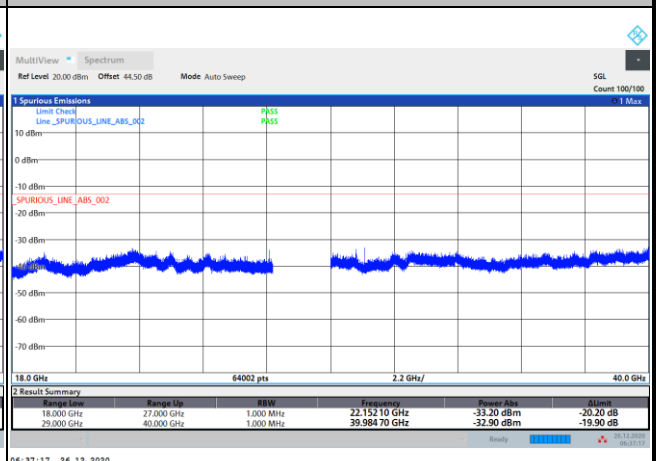
Lowest Channel / 100MHz



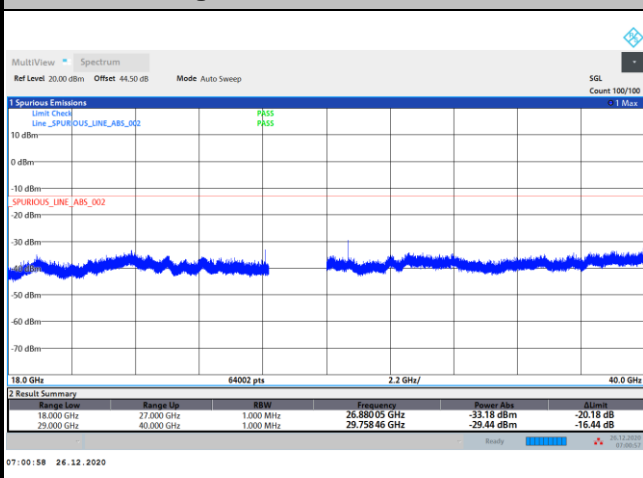
Middle Channel / 50MHz



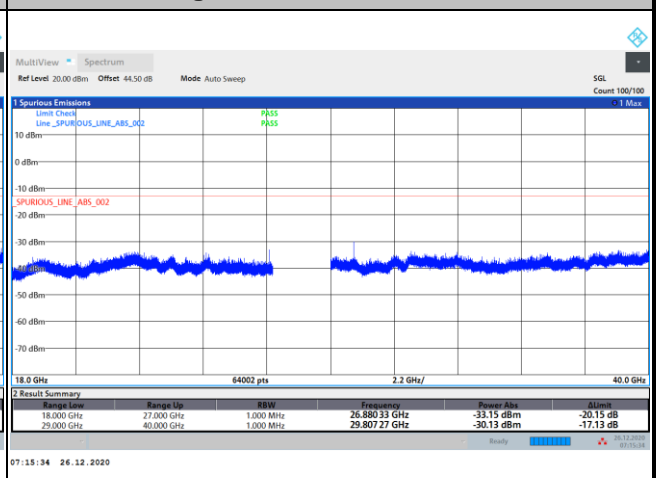
Middle Channel / 100MHz



Highest Channel / 50MHz



Highest Channel / 100MHz



Remark: In band and out of band frequencies are omitted.



AG0+1 DFT-s-OFDM Module 1

NR Band n261 BPSK (18-40GHz)																			
<p>Lowest Channel / 200MHz</p> <p>MultiView Spectrum Ref Level 20.00 dBm Offset 44.50 dB Mode Auto Sweep SGL Count 100/100</p> <p>Spurious Emissions Limit Check Line_SPURIOUS_LINE_ABS_002 PASS SPURIOUS_LINE_ABS_002 SPURIOUS_LINE_ABS_002</p> <p>18.0 GHz 64002 pts 2.2 GHz/ 40.0 GHz</p> <table border="1"> <thead> <tr> <th>Range Low</th> <th>Range Up</th> <th>RBW</th> <th>Frequency</th> <th>Power Abs.</th> <th>dBm</th> </tr> </thead> <tbody> <tr> <td>18,000 GHz</td> <td>27,000 GHz</td> <td>1,000 MHz</td> <td>22,293 57 GHz</td> <td>-33.11 dBm</td> <td>-20.11 dB</td> </tr> <tr> <td>29,000 GHz</td> <td>40,000 GHz</td> <td>1,000 MHz</td> <td>39,921 80 GHz</td> <td>-32.65 dBm</td> <td>-19.65 dB</td> </tr> </tbody> </table> <p>05:07:04 26.12.2020</p>	Range Low	Range Up	RBW	Frequency	Power Abs.	dBm	18,000 GHz	27,000 GHz	1,000 MHz	22,293 57 GHz	-33.11 dBm	-20.11 dB	29,000 GHz	40,000 GHz	1,000 MHz	39,921 80 GHz	-32.65 dBm	-19.65 dB	<p>intentionally blank</p>
Range Low	Range Up	RBW	Frequency	Power Abs.	dBm														
18,000 GHz	27,000 GHz	1,000 MHz	22,293 57 GHz	-33.11 dBm	-20.11 dB														
29,000 GHz	40,000 GHz	1,000 MHz	39,921 80 GHz	-32.65 dBm	-19.65 dB														
<p>Middle Channel / 200MHz</p> <p>MultiView Spectrum Ref Level 20.00 dBm Offset 44.50 dB Mode Auto Sweep SGL Count 100/100</p> <p>Spurious Emissions Limit Check Line_SPURIOUS_LINE_ABS_002 PASS SPURIOUS_LINE_ABS_002 SPURIOUS_LINE_ABS_002</p> <p>18.0 GHz 64002 pts 2.2 GHz/ 40.0 GHz</p> <table border="1"> <thead> <tr> <th>Range Low</th> <th>Range Up</th> <th>RBW</th> <th>Frequency</th> <th>Power Abs.</th> <th>dBm</th> </tr> </thead> <tbody> <tr> <td>18,000 GHz</td> <td>27,000 GHz</td> <td>1,000 MHz</td> <td>22,262 55 GHz</td> <td>-33.94 dBm</td> <td>-20.94 dB</td> </tr> <tr> <td>29,000 GHz</td> <td>40,000 GHz</td> <td>1,000 MHz</td> <td>38,949 02 GHz</td> <td>-33.34 dBm</td> <td>-20.34 dB</td> </tr> </tbody> </table> <p>04:53:14 26.12.2020</p>	Range Low	Range Up	RBW	Frequency	Power Abs.	dBm	18,000 GHz	27,000 GHz	1,000 MHz	22,262 55 GHz	-33.94 dBm	-20.94 dB	29,000 GHz	40,000 GHz	1,000 MHz	38,949 02 GHz	-33.34 dBm	-20.34 dB	<p>intentionally blank</p>
Range Low	Range Up	RBW	Frequency	Power Abs.	dBm														
18,000 GHz	27,000 GHz	1,000 MHz	22,262 55 GHz	-33.94 dBm	-20.94 dB														
29,000 GHz	40,000 GHz	1,000 MHz	38,949 02 GHz	-33.34 dBm	-20.34 dB														
<p>Highest Channel / 200MHz</p> <p>MultiView Spectrum Ref Level 20.00 dBm Offset 44.50 dB Mode Auto Sweep SGL Count 100/100</p> <p>Spurious Emissions Limit Check Line_SPURIOUS_LINE_ABS_002 PASS SPURIOUS_LINE_ABS_002 SPURIOUS_LINE_ABS_002</p> <p>18.0 GHz 64002 pts 2.2 GHz/ 40.0 GHz</p> <table border="1"> <thead> <tr> <th>Range Low</th> <th>Range Up</th> <th>RBW</th> <th>Frequency</th> <th>Power Abs.</th> <th>dBm</th> </tr> </thead> <tbody> <tr> <td>18,000 GHz</td> <td>27,000 GHz</td> <td>1,000 MHz</td> <td>22,218 20 GHz</td> <td>-33.30 dBm</td> <td>-20.30 dB</td> </tr> <tr> <td>29,000 GHz</td> <td>40,000 GHz</td> <td>1,000 MHz</td> <td>39,981 95 GHz</td> <td>-32.45 dBm</td> <td>-19.45 dB</td> </tr> </tbody> </table> <p>07:31:53 26.12.2020</p>	Range Low	Range Up	RBW	Frequency	Power Abs.	dBm	18,000 GHz	27,000 GHz	1,000 MHz	22,218 20 GHz	-33.30 dBm	-20.30 dB	29,000 GHz	40,000 GHz	1,000 MHz	39,981 95 GHz	-32.45 dBm	-19.45 dB	<p>intentionally blank</p>
Range Low	Range Up	RBW	Frequency	Power Abs.	dBm														
18,000 GHz	27,000 GHz	1,000 MHz	22,218 20 GHz	-33.30 dBm	-20.30 dB														
29,000 GHz	40,000 GHz	1,000 MHz	39,981 95 GHz	-32.45 dBm	-19.45 dB														

Remark: In band and out of band frequencies are omitted.



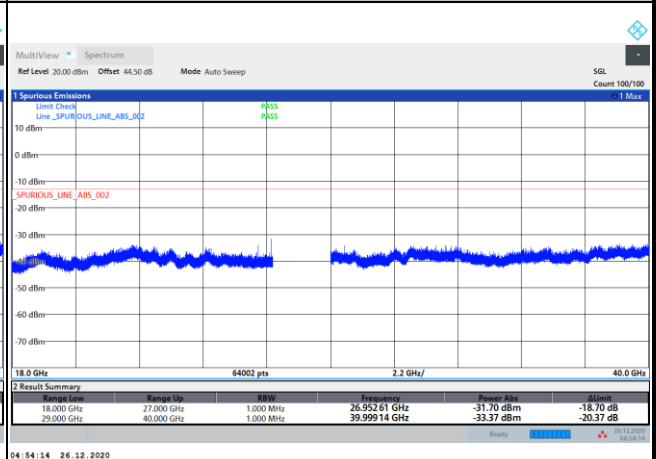
AG0+1 DFT-s-OFDM Module 1

NR Band n261 QPSK (18-40GHz)

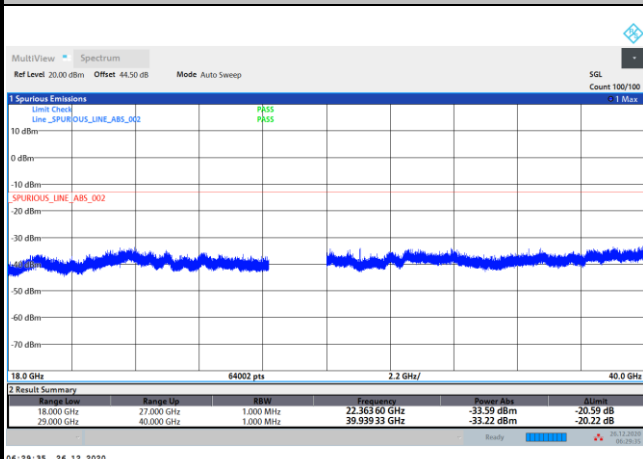
Lowest Channel / 50MHz



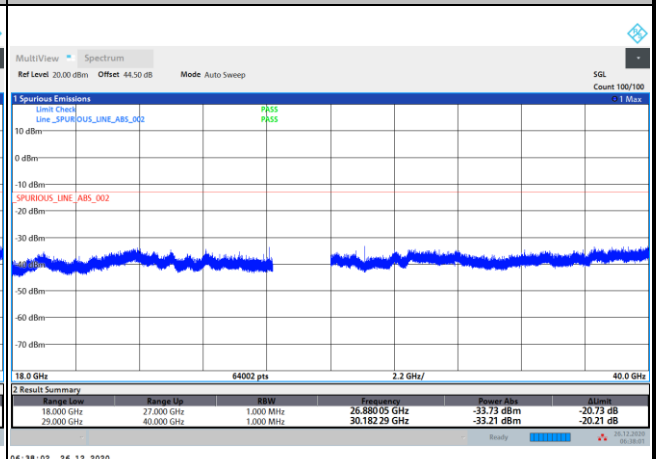
Lowest Channel / 100MHz



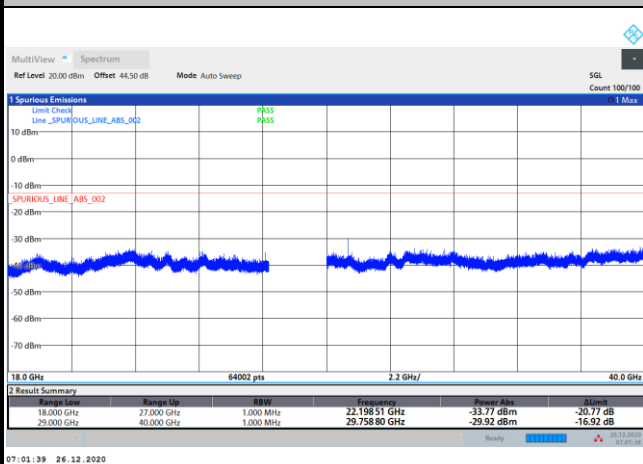
Middle Channel / 50MHz



Middle Channel / 100MHz



Highest Channel / 50MHz



Highest Channel / 100MHz



Remark: In band and out of band frequencies are omitted.



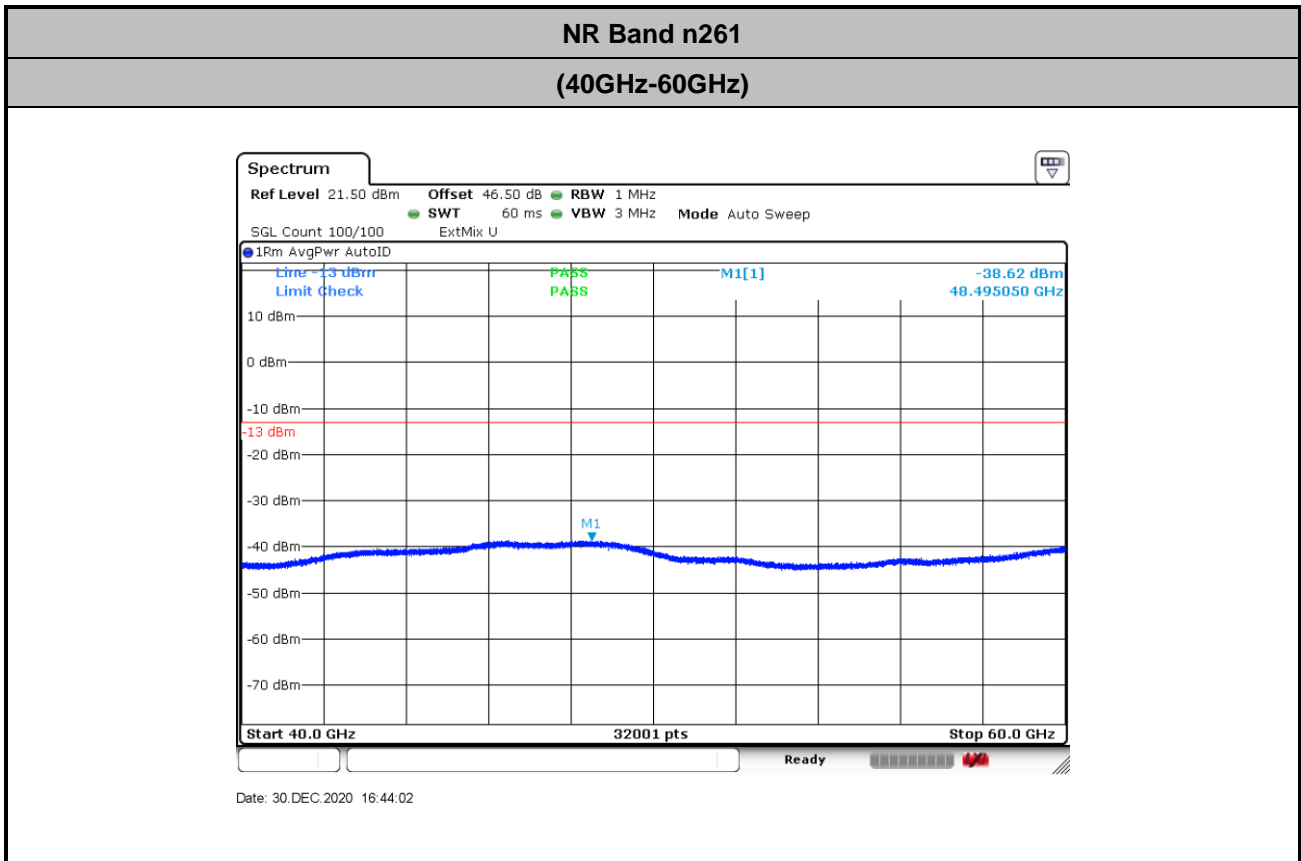
AG0+1 DFT-s-OFDM Module 1

NR Band n261 QPSK (18-40GHz)																									
<p>Lowest Channel / 200MHz</p> <table border="1"> <thead> <tr> <th>Spurious Emissions</th> <th>Limit Check</th> <th>Status</th> </tr> </thead> <tbody> <tr> <td>Line_SPURIOUS_LINE_ABS_002</td> <td>PASS</td> <td>PASS</td> </tr> </tbody> </table> <table border="1"> <thead> <tr> <th>Range Low</th> <th>Range Up</th> <th>RBW</th> <th>Frequency</th> <th>Power Abs.</th> <th>Limit</th> </tr> </thead> <tbody> <tr> <td>18,000 GHz</td> <td>27,000 GHz</td> <td>1,000 MHz</td> <td>22,309 04 GHz</td> <td>-33.54 dBm</td> <td>-20.54 dB</td> </tr> <tr> <td>29,000 GHz</td> <td>40,000 GHz</td> <td>1,000 MHz</td> <td>38,896 36 GHz</td> <td>-33.02 dBm</td> <td>-20.02 dB</td> </tr> </tbody> </table>	Spurious Emissions	Limit Check	Status	Line_SPURIOUS_LINE_ABS_002	PASS	PASS	Range Low	Range Up	RBW	Frequency	Power Abs.	Limit	18,000 GHz	27,000 GHz	1,000 MHz	22,309 04 GHz	-33.54 dBm	-20.54 dB	29,000 GHz	40,000 GHz	1,000 MHz	38,896 36 GHz	-33.02 dBm	-20.02 dB	<p>intentionally blank</p>
Spurious Emissions	Limit Check	Status																							
Line_SPURIOUS_LINE_ABS_002	PASS	PASS																							
Range Low	Range Up	RBW	Frequency	Power Abs.	Limit																				
18,000 GHz	27,000 GHz	1,000 MHz	22,309 04 GHz	-33.54 dBm	-20.54 dB																				
29,000 GHz	40,000 GHz	1,000 MHz	38,896 36 GHz	-33.02 dBm	-20.02 dB																				
<p>Middle Channel / 200MHz</p> <table border="1"> <thead> <tr> <th>Range Low</th> <th>Range Up</th> <th>RBW</th> <th>Frequency</th> <th>Power Abs.</th> <th>Limit</th> </tr> </thead> <tbody> <tr> <td>18,000 GHz</td> <td>27,000 GHz</td> <td>1,000 MHz</td> <td>22,742 95 GHz</td> <td>-33.32 dBm</td> <td>-20.32 dB</td> </tr> <tr> <td>29,000 GHz</td> <td>40,000 GHz</td> <td>1,000 MHz</td> <td>38,180 42 GHz</td> <td>-32.42 dBm</td> <td>-19.42 dB</td> </tr> </tbody> </table>	Range Low	Range Up	RBW	Frequency	Power Abs.	Limit	18,000 GHz	27,000 GHz	1,000 MHz	22,742 95 GHz	-33.32 dBm	-20.32 dB	29,000 GHz	40,000 GHz	1,000 MHz	38,180 42 GHz	-32.42 dBm	-19.42 dB	<p>intentionally blank</p>						
Range Low	Range Up	RBW	Frequency	Power Abs.	Limit																				
18,000 GHz	27,000 GHz	1,000 MHz	22,742 95 GHz	-33.32 dBm	-20.32 dB																				
29,000 GHz	40,000 GHz	1,000 MHz	38,180 42 GHz	-32.42 dBm	-19.42 dB																				
<p>Highest Channel / 200MHz</p> <table border="1"> <thead> <tr> <th>Range Low</th> <th>Range Up</th> <th>RBW</th> <th>Frequency</th> <th>Power Abs.</th> <th>Limit</th> </tr> </thead> <tbody> <tr> <td>18,000 GHz</td> <td>27,000 GHz</td> <td>1,000 MHz</td> <td>22,192 88 GHz</td> <td>-33.66 dBm</td> <td>-20.66 dB</td> </tr> <tr> <td>29,000 GHz</td> <td>40,000 GHz</td> <td>1,000 MHz</td> <td>38,868 93 GHz</td> <td>-33.09 dBm</td> <td>-20.09 dB</td> </tr> </tbody> </table>	Range Low	Range Up	RBW	Frequency	Power Abs.	Limit	18,000 GHz	27,000 GHz	1,000 MHz	22,192 88 GHz	-33.66 dBm	-20.66 dB	29,000 GHz	40,000 GHz	1,000 MHz	38,868 93 GHz	-33.09 dBm	-20.09 dB	<p>intentionally blank</p>						
Range Low	Range Up	RBW	Frequency	Power Abs.	Limit																				
18,000 GHz	27,000 GHz	1,000 MHz	22,192 88 GHz	-33.66 dBm	-20.66 dB																				
29,000 GHz	40,000 GHz	1,000 MHz	38,868 93 GHz	-33.09 dBm	-20.09 dB																				

Remark: In band and out of band frequencies are omitted.



There is no significant spurious emission signal found for frequency started from 40GHz up to 100GHz.
Only the noise floor is reported.

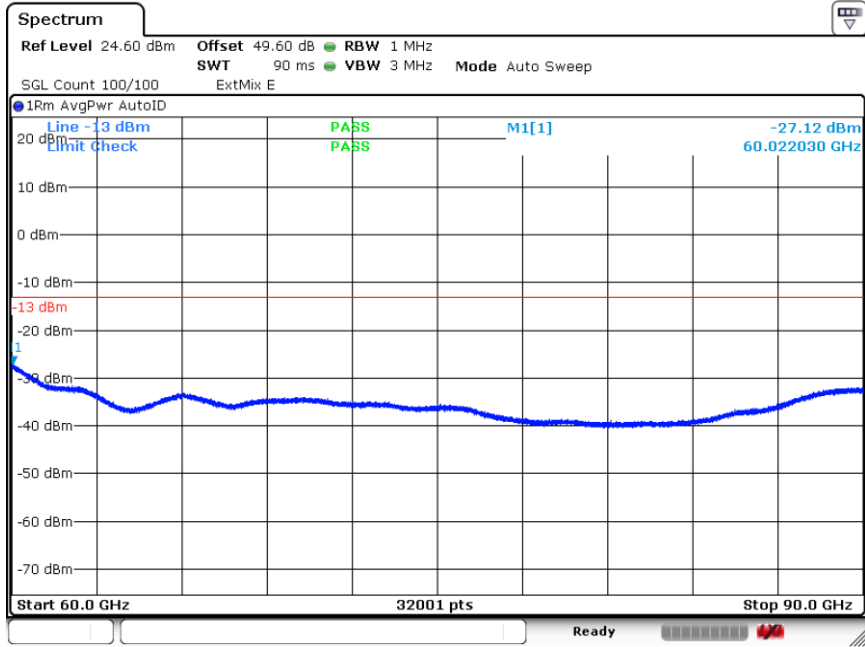


Remark: $Offset = Antenna\ Factor\ (dB/m) + Cable\ Loss\ (dB) + 107 + 20\log(D) - 104.8$
 $= 42.3 + 2 + 107 + 20\log(1) - 104.8 = 46.5\ (dB)$



NR Band n261

(60GHz-90GHz)



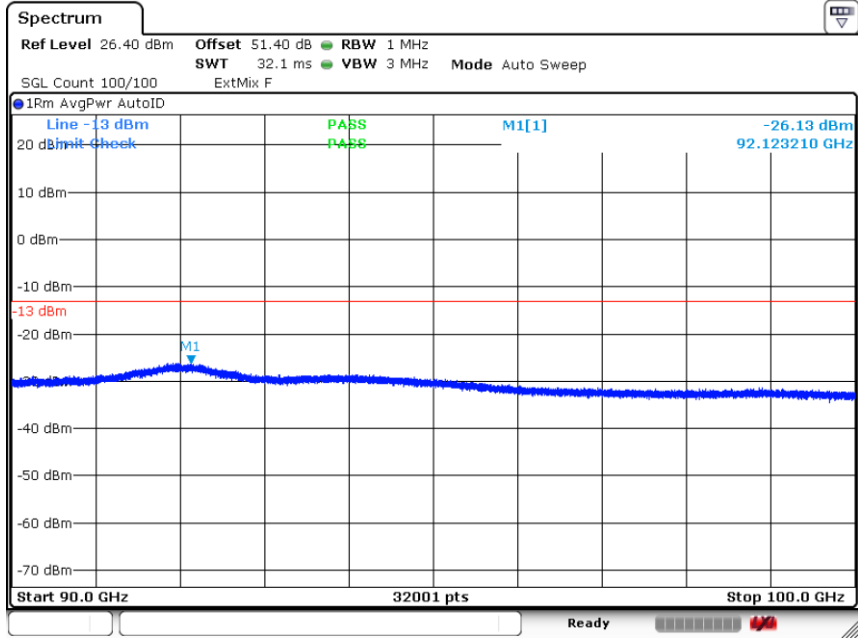
Date: 30.DEC.2020 17:13:02

Remark: $Offset = Antenna\ Factor\ (dB/m) + Cable\ Loss\ (dB) + 107 + 20\log(D) - 104.8$
 $= 45.4 + 2 + 107 + 20\log(1) - 104.8 = 49.6\ (dB)$



NR Band n261

(90GHz-100GHz)



Date: 30.DEC.2020 17:30:17

Remark: $Offset = Antenna\ Factor\ (dB/m) + Cable\ Loss\ (dB) + 107 + 20\log(D) - 104.8$
 $= 47.2 + 2 + 107 + 20\log(1) - 104.8 = 51.4\ (dB)$



Frequency Stability

Test Conditions		NR Band n261 / Middle Channel			Limit
Temperature (°C)	Voltage (Volt)	CW tone			Note 2.
		Frequency (GHz)	Deviation (kHz)	Deviation (ppm)	Result
50	Normal Voltage	27.92507892	-78.420	2.808	Pass
40	Normal Voltage	27.92505544	-54.940	1.967	
30	Normal Voltage	27.92503896	-38.460	1.377	
20(Ref.)	Normal Voltage	27.9250005	0.000	0.000	
10	Normal Voltage	27.92497453	25.970	0.930	
0	Normal Voltage	27.92495005	50.450	1.807	
-10	Normal Voltage	27.92493157	68.930	2.468	
-20	Normal Voltage	27.92490859	91.910	3.291	
-30	Normal Voltage	27.92488412	116.380	4.168	
20	Maximum Voltage	27.92501149	-10.990	0.394	
20	Normal Voltage	27.925004	-3.500	0.125	
20	Battery End Point	27.92498601	14.490	0.519	

Note:

1. Normal Voltage =7.74 V. ; Battery End Point (BEP) =7.2 V. ; Maximum Voltage =8.9 V.
2. The frequency fundamental emissions stay within the operation band.



NR Band n261 Module 2

Occupied Bandwidth

AG0

Mode	DFT-s-OFDM Module 2 NR Band n261 : 99%OBW(MHz)											
BW	50MHz				100MHz				200MHz			
Mod.	BPSK	QPSK	16QAM	64QAM	BPSK	QPSK	16QAM	64QAM	BPSK	QPSK	16QAM	64QAM
Lowest CH	45.03	45.56	45.33	45.19	90.33	90.48	90.35	90.88	188.34	188.15	188.41	188.76
Middle CH	45.27	45.21	45.38	45.25	90.04	90.52	90.35	90.36	188.80	188.36	188.18	188.51
Highest CH	47.95	48.28	47.99	47.94	90.37	90.55	90.59	90.62	187.84	188.04	188.22	188.06