

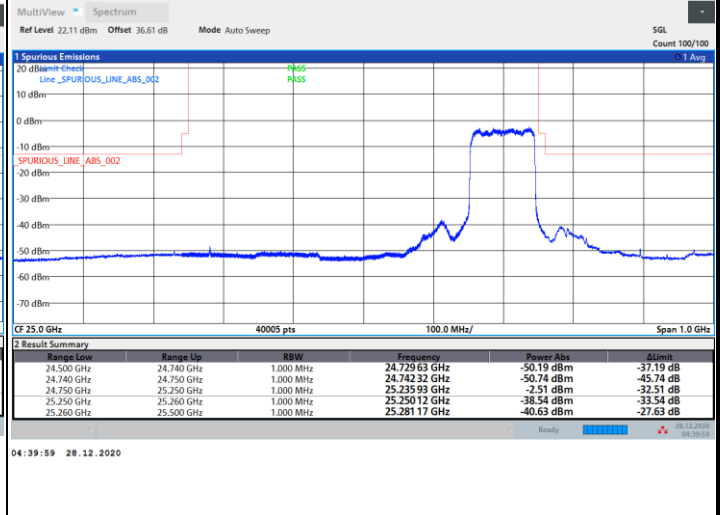
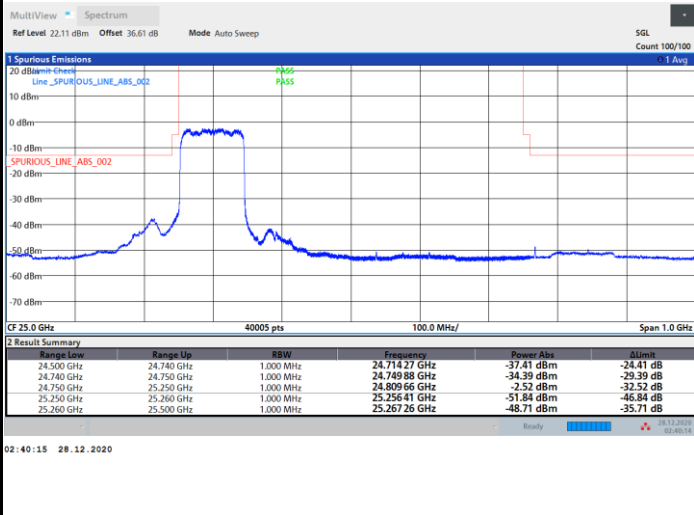


DFT-s-OFDM Module 0

NR Band n258B / 100MHz / BPSK

Lowest Band Edge / Full RB

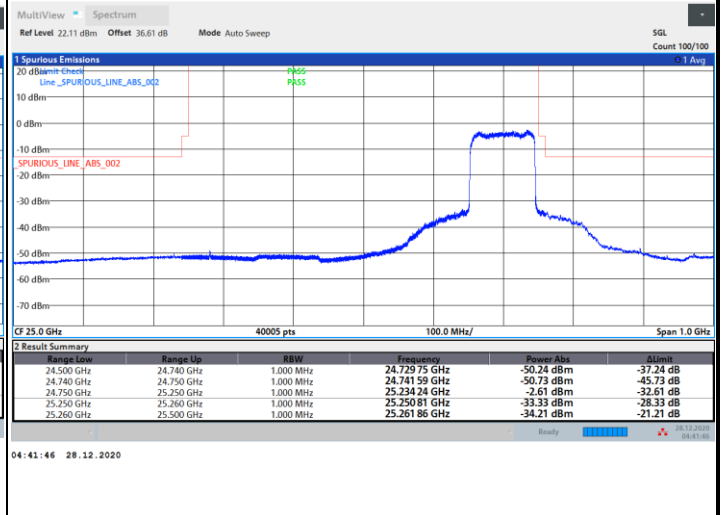
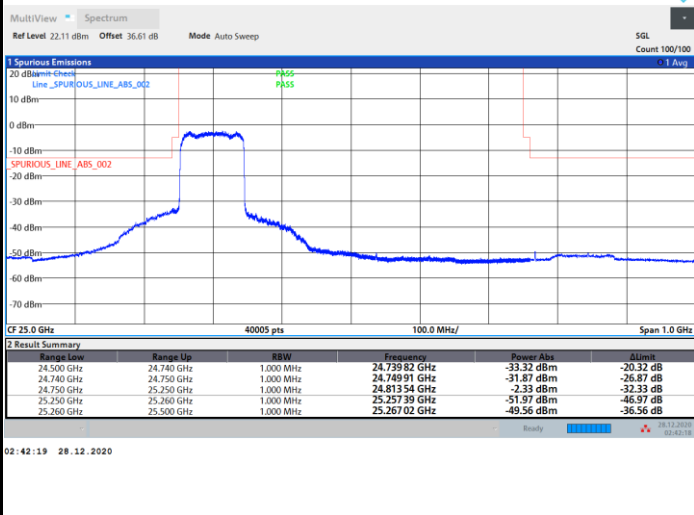
Highest Band Edge / Full RB



NR Band n258B / 100MHz / QPSK

Lowest Band Edge / Full RB

Highest Band Edge / Full RB

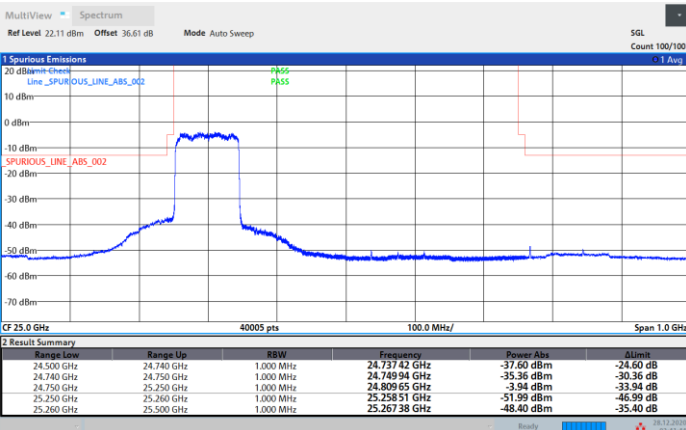




DFT-s-OFDM Module 0

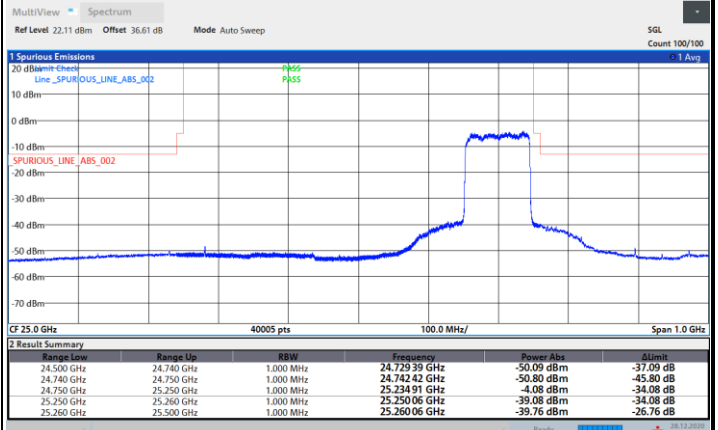
NR Band n258B / 100MHz / 16QAM

Lowest Band Edge / Full RB



02:41:45 28.12.2020

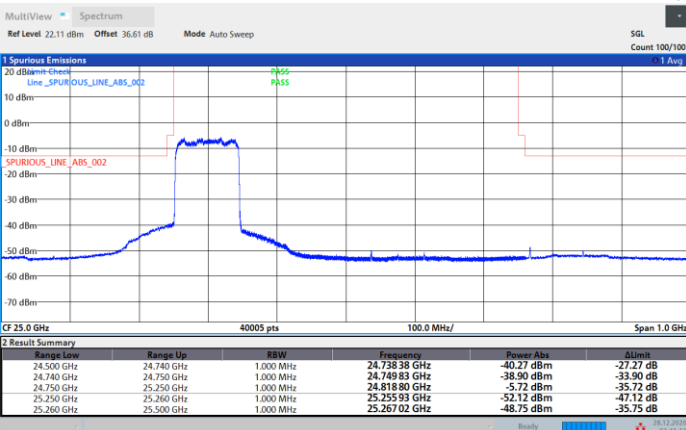
Highest Band Edge / Full RB



04:41:09 28.12.2020

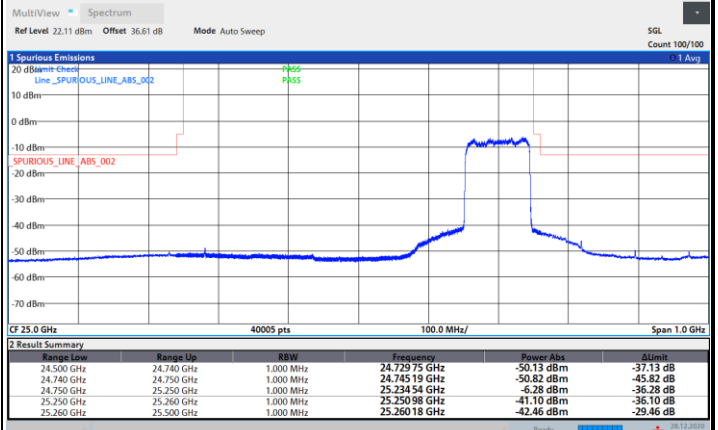
NR Band n258B / 100MHz / 64QAM

Lowest Band Edge / Full RB



02:41:12 28.12.2020

Highest Band Edge / Full RB



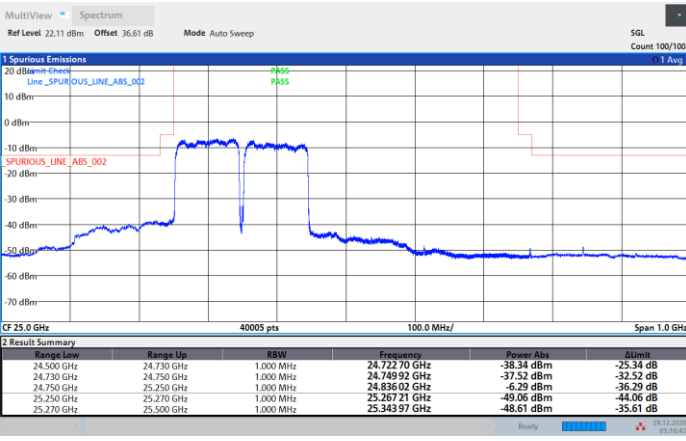
04:40:35 28.12.2020



DFT-s-OFDM Module 0

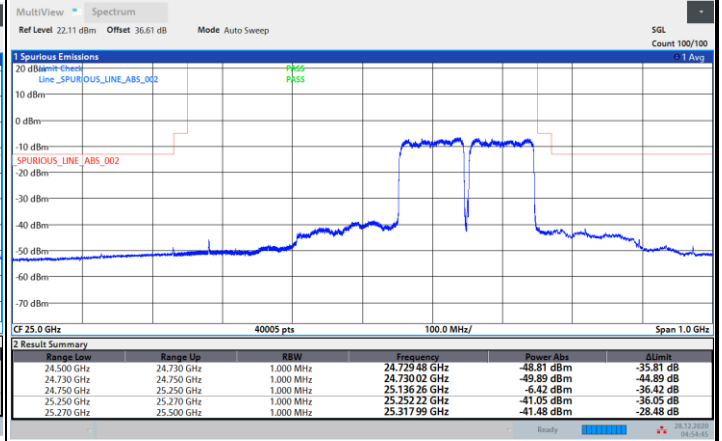
NR Band n258B / 200MHz / BPSK

Lowest Band Edge / Full RB



03:10:44 28.12.2020

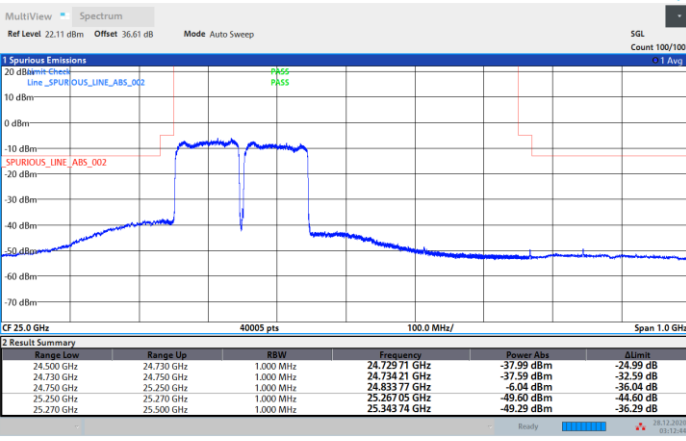
Highest Band Edge / Full RB



04:54:45 28.12.2020

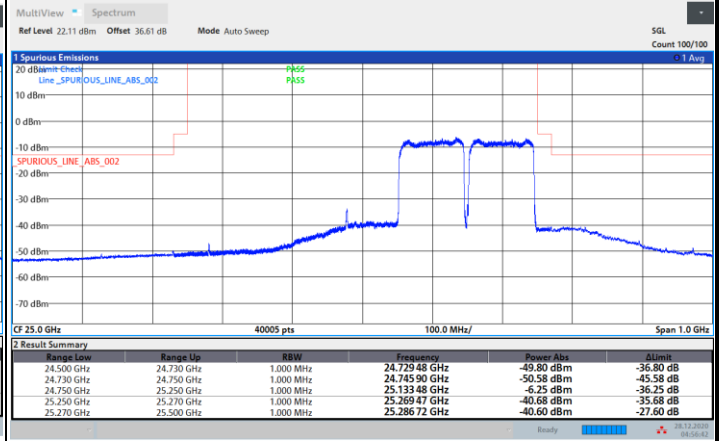
NR Band n258B / 200MHz / QPSK

Lowest Band Edge / Full RB



03:12:44 28.12.2020

Highest Band Edge / Full RB



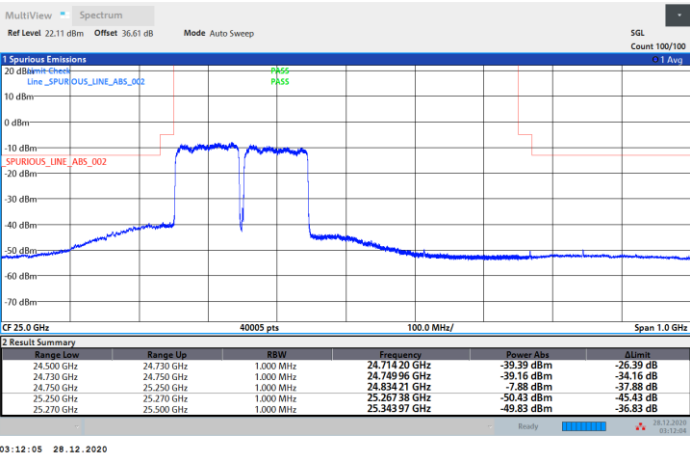
04:56:43 28.12.2020



DFT-s-OFDM Module 0

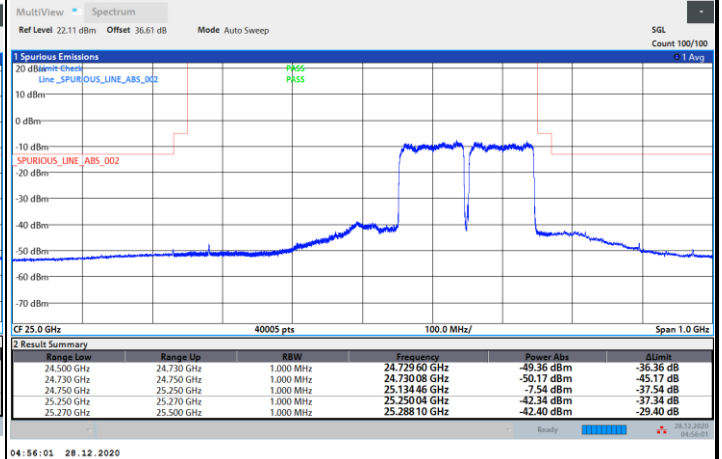
NR Band n258B / 200MHz / 16QAM

Lowest Band Edge / Full RB



03:12:05 28.12.2020

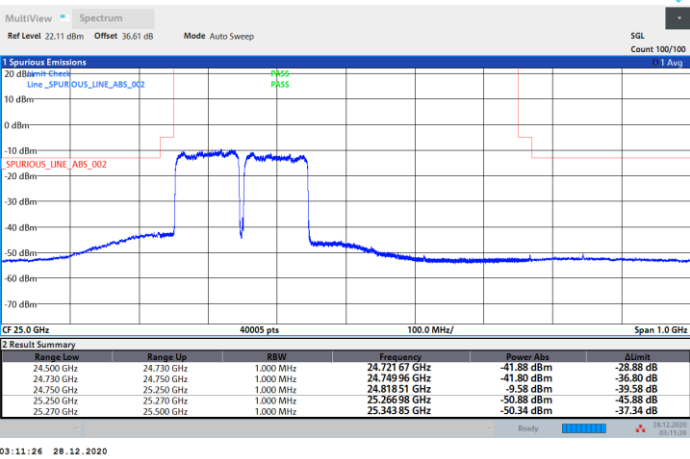
Highest Band Edge / Full RB



04:56:01 28.12.2020

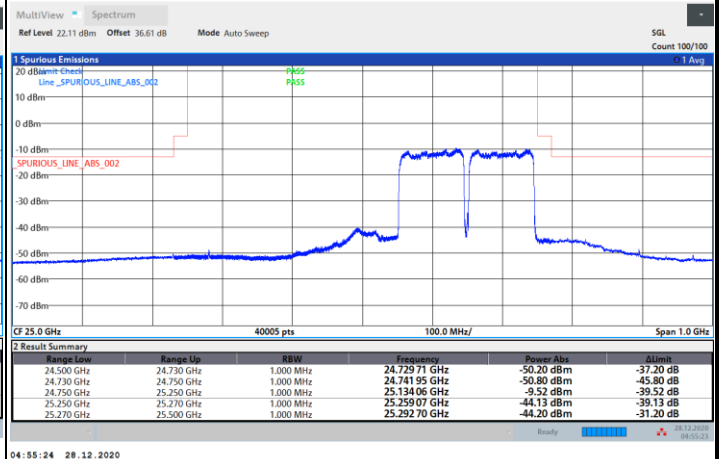
NR Band n258B / 200MHz / 64QAM

Lowest Band Edge / Full RB



03:11:26 28.12.2020

Highest Band Edge / Full RB

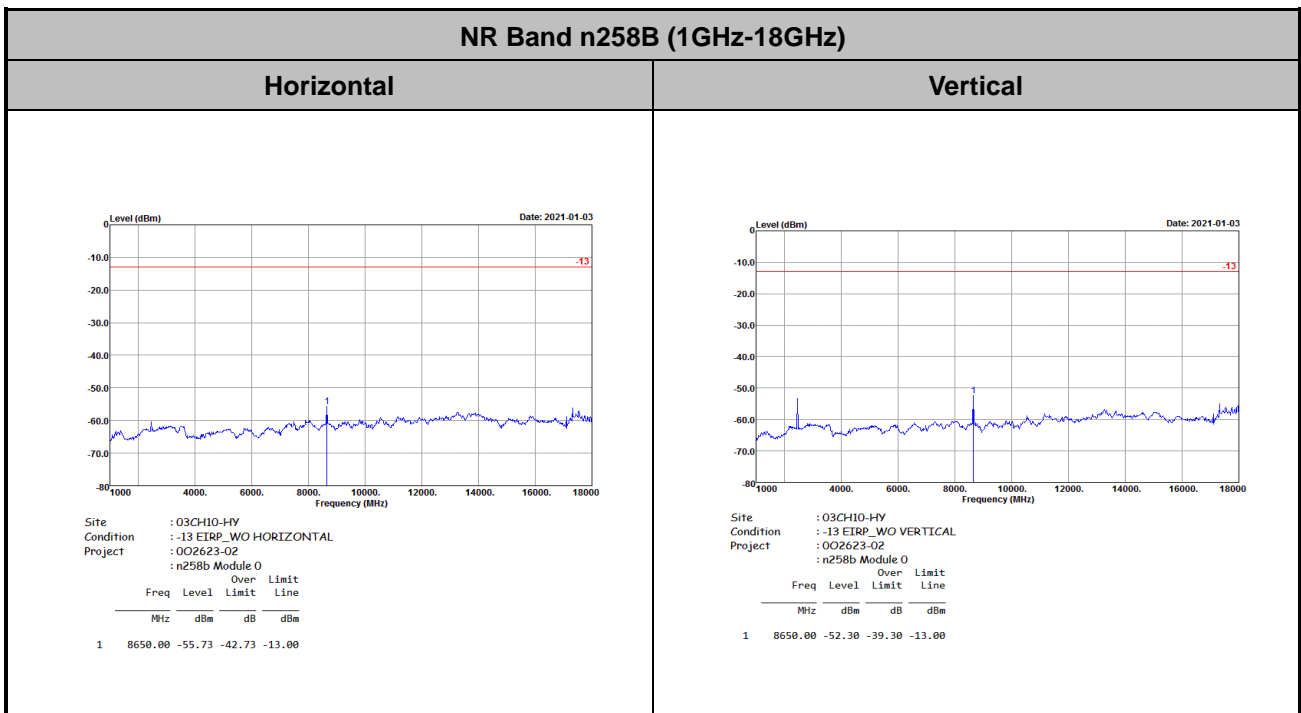
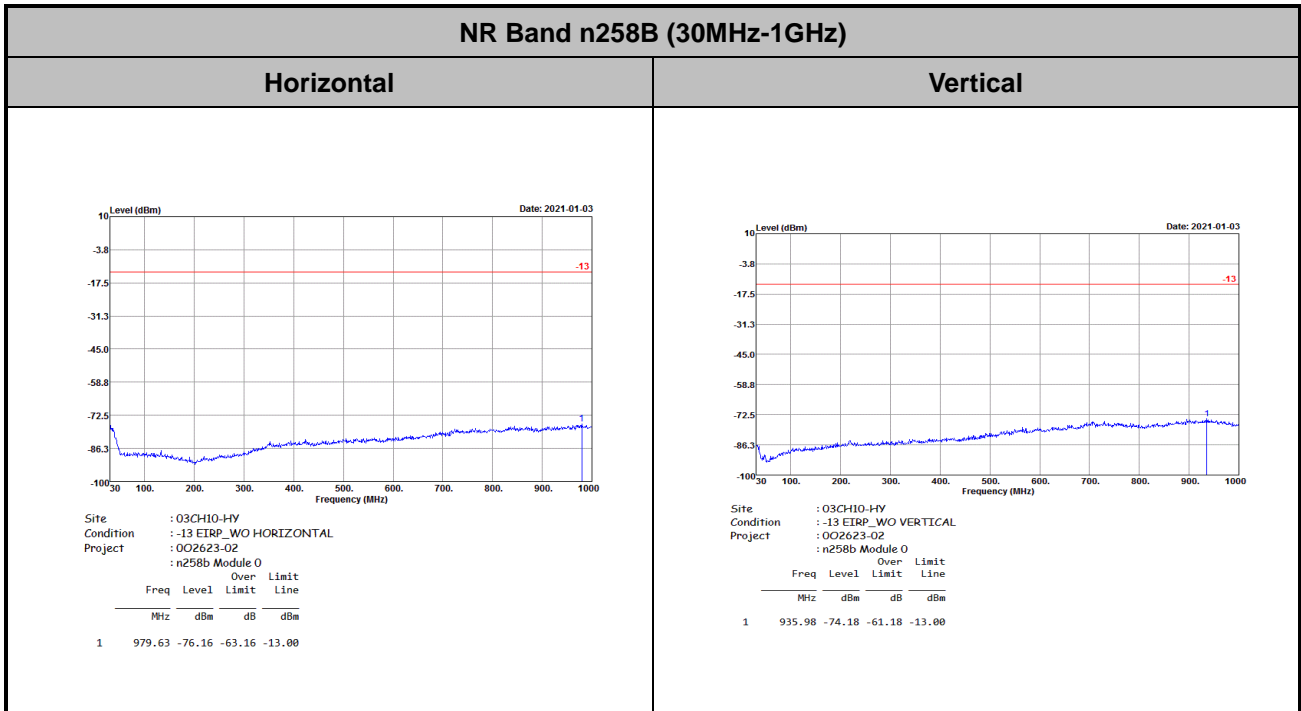


04:55:24 28.12.2020



Spurious Emission

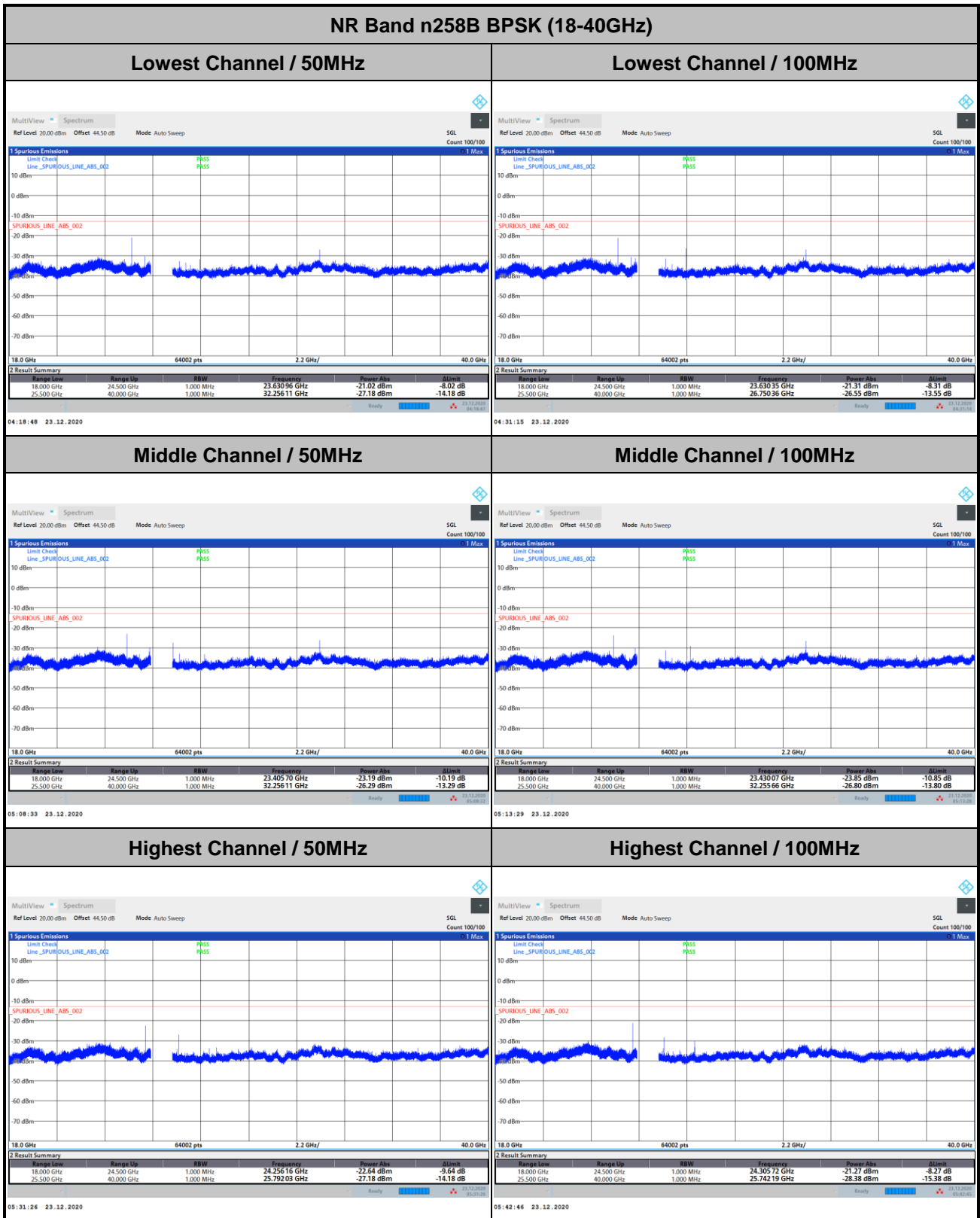
There is no significant spurious emission signal found for frequency started from 30MHz up to 18GHz. Only the noise floor is reported.





Spurious emission between 18GHz to 40GHz worst case plot is reported as following.

AG0 DFT-s-OFDM Module 0



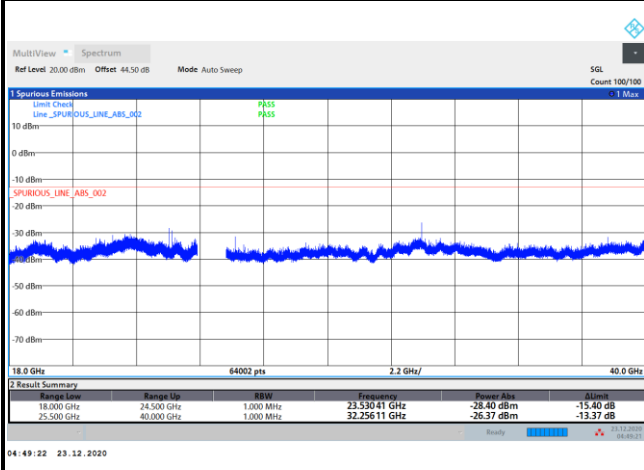
Remark: In band and out of band frequencies are omitted.



AG0 DFT-s-OFDM Module 0

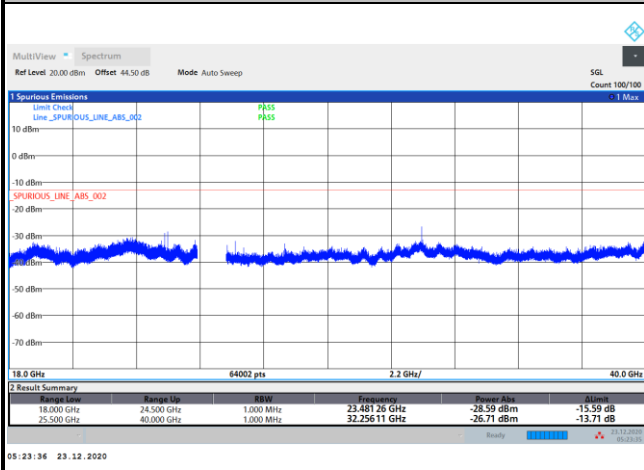
NR Band n258B BPSK (18-40GHz)

Lowest Channel / 200MHz



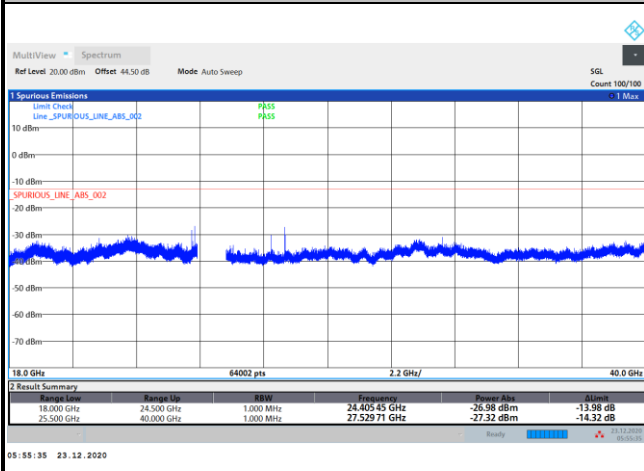
intentionally blank

Middle Channel / 200MHz



intentionally blank

Highest Channel / 200MHz



intentionally blank

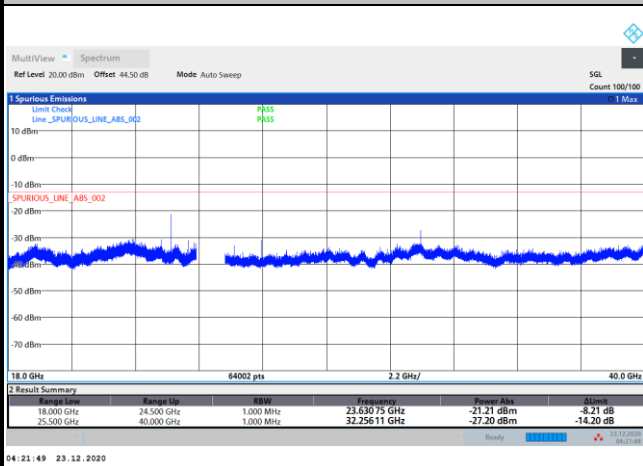
Remark: In band and out of band frequencies are omitted.



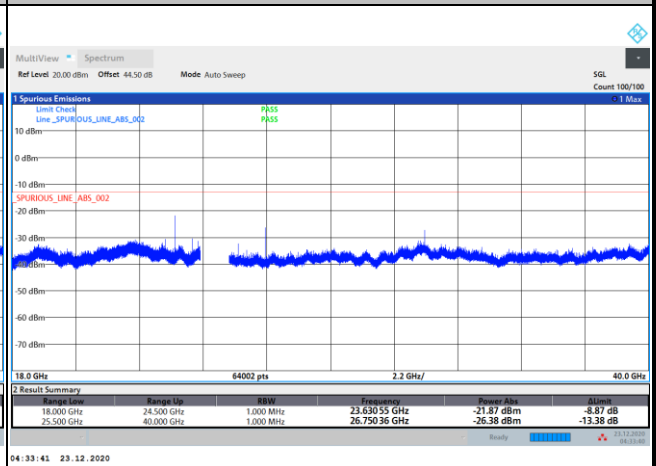
AG0 DFT-s-OFDM Module 0

NR Band n258B QPSK (18-40GHz)

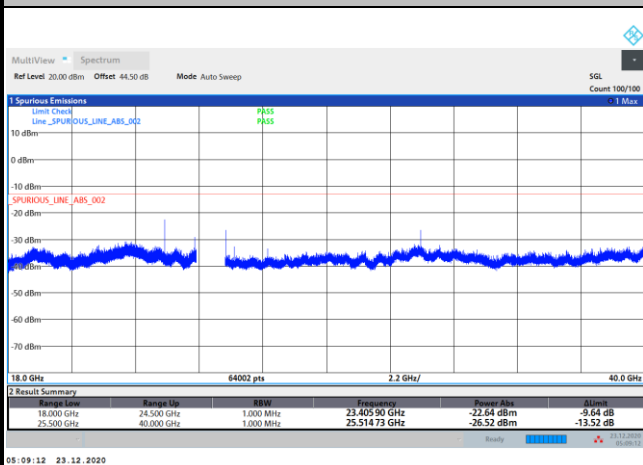
Lowest Channel / 50MHz



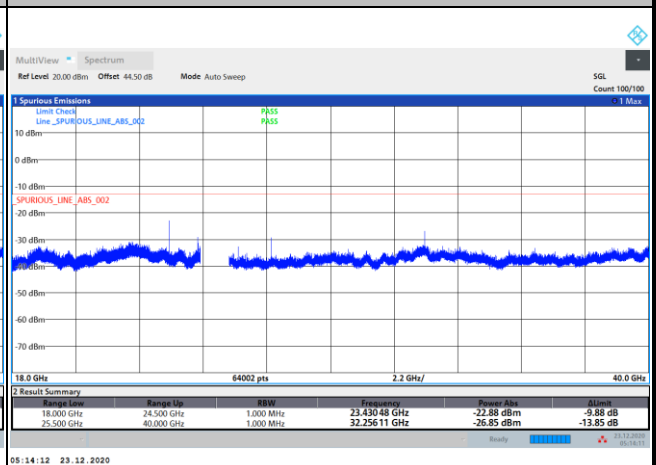
Lowest Channel / 100MHz



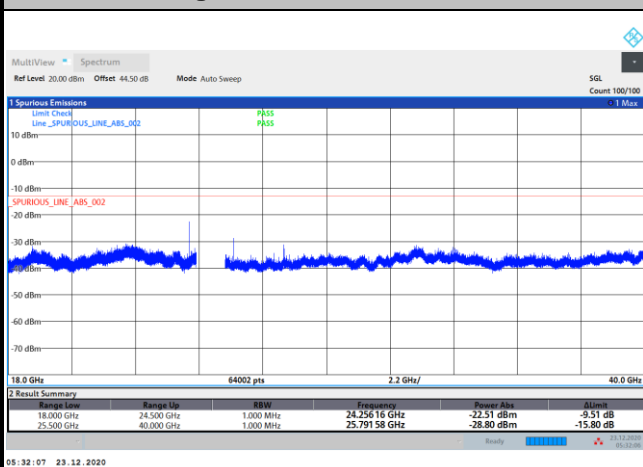
Middle Channel / 50MHz



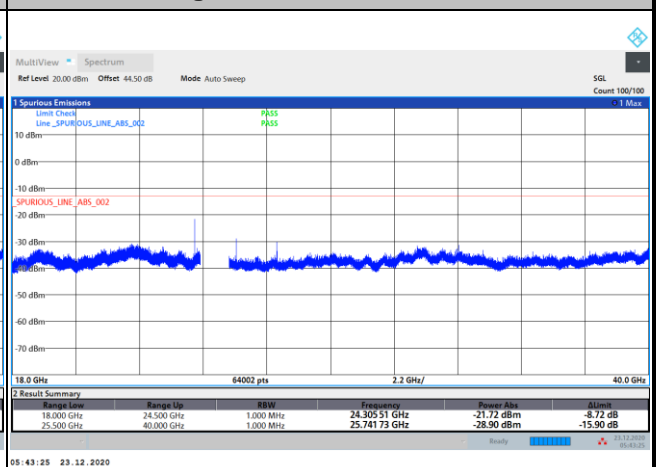
Middle Channel / 100MHz



Highest Channel / 50MHz



Highest Channel / 100MHz



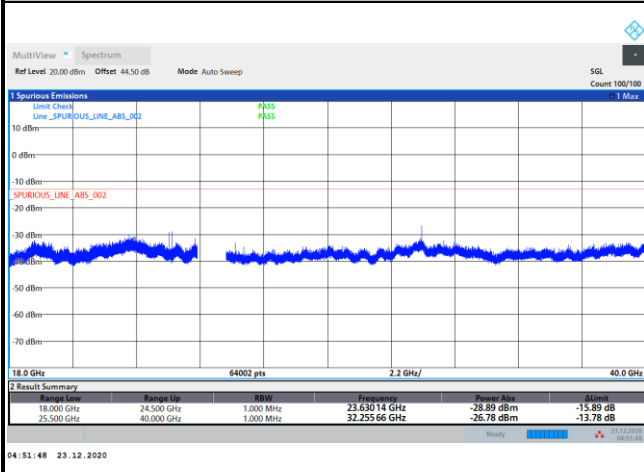
Remark: In band and out of band frequencies are omitted.



AG0 DFT-s-OFDM Module 0

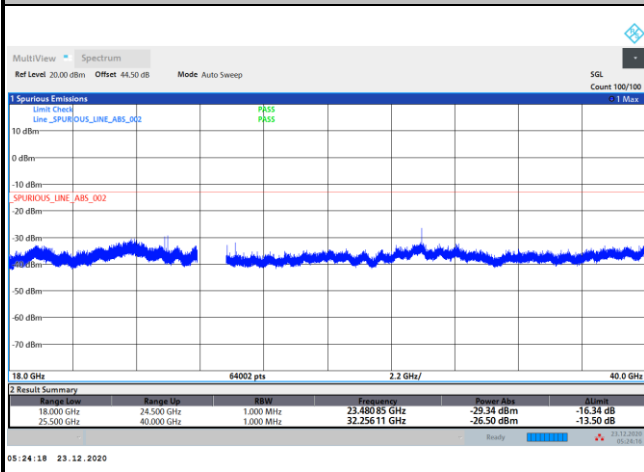
NR Band n258B QPSK (18-40GHz)

Lowest Channel / 200MHz



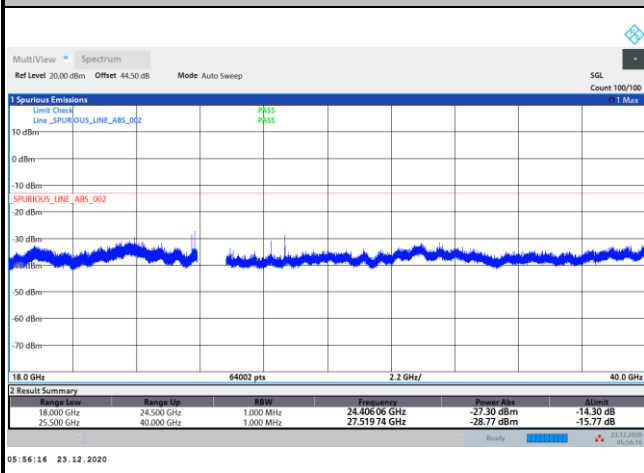
intentionally blank

Middle Channel / 200MHz



intentionally blank

Highest Channel / 200MHz



intentionally blank

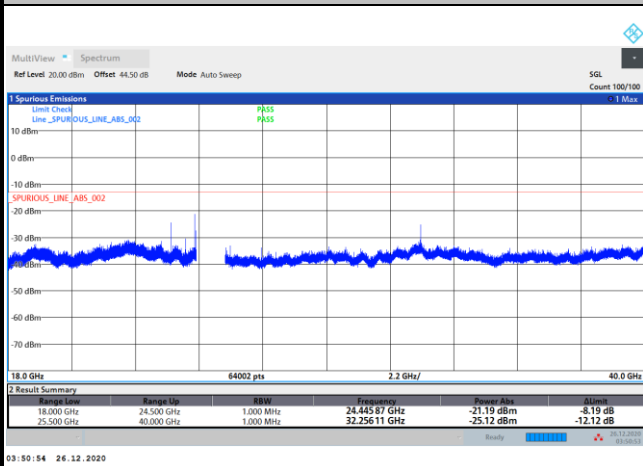
Remark: In band and out of band frequencies are omitted.



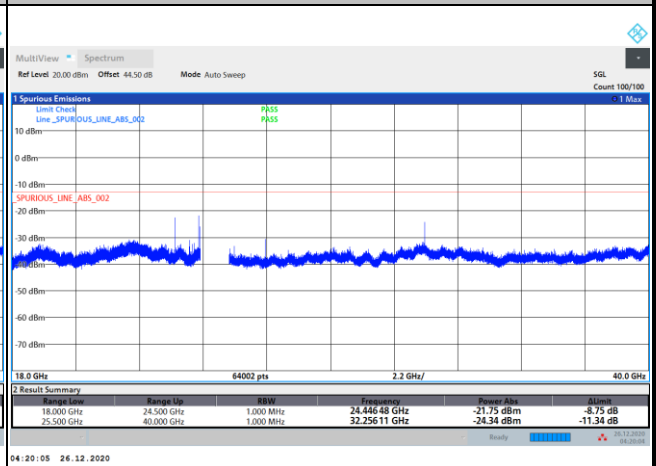
AG1 DFT-s-OFDM Module 0

NR Band n258B BPSK (18-40GHz)

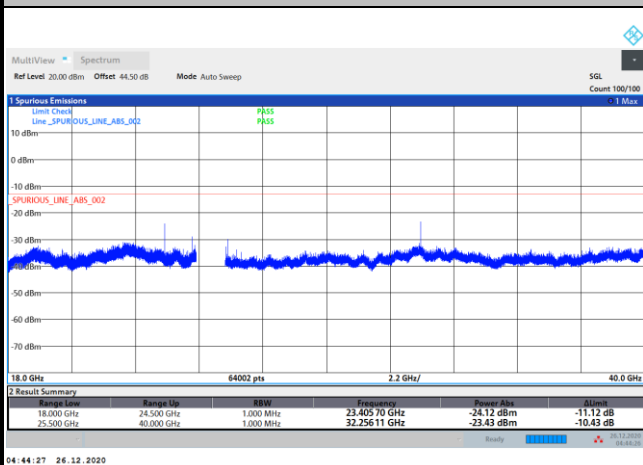
Lowest Channel / 50MHz



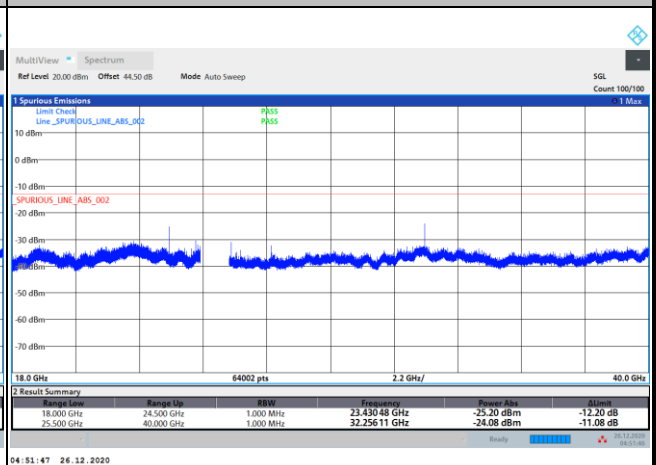
Lowest Channel / 100MHz



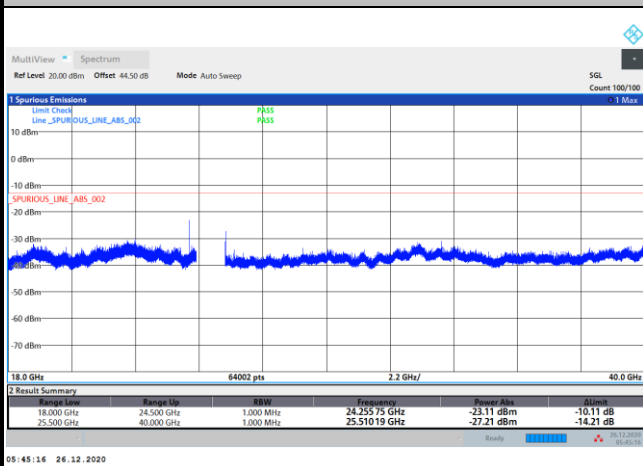
Middle Channel / 50MHz



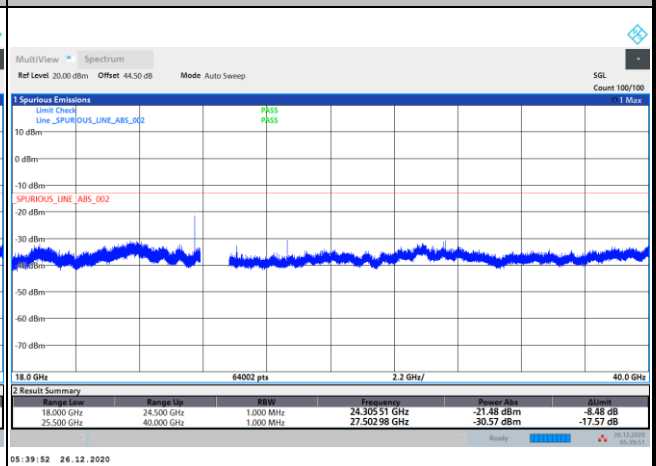
Middle Channel / 100MHz



Highest Channel / 50MHz



Highest Channel / 100MHz



Remark: In band and out of band frequencies are omitted.



AG1 DFT-s-OFDM Module 0

NR Band n258B BPSK (18-40GHz)																			
<p>Lowest Channel / 200MHz</p> <table border="1"> <thead> <tr> <th>Range Low</th> <th>Range Up</th> <th>RBW</th> <th>Frequency</th> <th>Power Abs.</th> <th>dBm</th> </tr> </thead> <tbody> <tr> <td>18,000 GHz</td> <td>24,500 GHz</td> <td>1,000 MHz</td> <td>24,446 48 GHz</td> <td>-27,66 dBm</td> <td>-14,66 dB</td> </tr> <tr> <td>25,500 GHz</td> <td>40,000 GHz</td> <td>1,000 MHz</td> <td>32,256 11 GHz</td> <td>-23,81 dBm</td> <td>-10,81 dB</td> </tr> </tbody> </table>	Range Low	Range Up	RBW	Frequency	Power Abs.	dBm	18,000 GHz	24,500 GHz	1,000 MHz	24,446 48 GHz	-27,66 dBm	-14,66 dB	25,500 GHz	40,000 GHz	1,000 MHz	32,256 11 GHz	-23,81 dBm	-10,81 dB	<p>intentionally blank</p>
Range Low	Range Up	RBW	Frequency	Power Abs.	dBm														
18,000 GHz	24,500 GHz	1,000 MHz	24,446 48 GHz	-27,66 dBm	-14,66 dB														
25,500 GHz	40,000 GHz	1,000 MHz	32,256 11 GHz	-23,81 dBm	-10,81 dB														
<p>Middle Channel / 200MHz</p> <table border="1"> <thead> <tr> <th>Range Low</th> <th>Range Up</th> <th>RBW</th> <th>Frequency</th> <th>Power Abs.</th> <th>dBm</th> </tr> </thead> <tbody> <tr> <td>18,000 GHz</td> <td>24,500 GHz</td> <td>1,000 MHz</td> <td>22,376 09 GHz</td> <td>-30,34 dBm</td> <td>-17,34 dB</td> </tr> <tr> <td>25,500 GHz</td> <td>40,000 GHz</td> <td>1,000 MHz</td> <td>32,256 11 GHz</td> <td>-23,45 dBm</td> <td>-10,45 dB</td> </tr> </tbody> </table>	Range Low	Range Up	RBW	Frequency	Power Abs.	dBm	18,000 GHz	24,500 GHz	1,000 MHz	22,376 09 GHz	-30,34 dBm	-17,34 dB	25,500 GHz	40,000 GHz	1,000 MHz	32,256 11 GHz	-23,45 dBm	-10,45 dB	<p>intentionally blank</p>
Range Low	Range Up	RBW	Frequency	Power Abs.	dBm														
18,000 GHz	24,500 GHz	1,000 MHz	22,376 09 GHz	-30,34 dBm	-17,34 dB														
25,500 GHz	40,000 GHz	1,000 MHz	32,256 11 GHz	-23,45 dBm	-10,45 dB														
<p>Highest Channel / 200MHz</p> <table border="1"> <thead> <tr> <th>Range Low</th> <th>Range Up</th> <th>RBW</th> <th>Frequency</th> <th>Power Abs.</th> <th>dBm</th> </tr> </thead> <tbody> <tr> <td>18,000 GHz</td> <td>24,500 GHz</td> <td>1,000 MHz</td> <td>24,405 45 GHz</td> <td>-24,13 dBm</td> <td>-11,13 dB</td> </tr> <tr> <td>25,500 GHz</td> <td>40,000 GHz</td> <td>1,000 MHz</td> <td>32,972 93 GHz</td> <td>-31,29 dBm</td> <td>-18,29 dB</td> </tr> </tbody> </table>	Range Low	Range Up	RBW	Frequency	Power Abs.	dBm	18,000 GHz	24,500 GHz	1,000 MHz	24,405 45 GHz	-24,13 dBm	-11,13 dB	25,500 GHz	40,000 GHz	1,000 MHz	32,972 93 GHz	-31,29 dBm	-18,29 dB	<p>intentionally blank</p>
Range Low	Range Up	RBW	Frequency	Power Abs.	dBm														
18,000 GHz	24,500 GHz	1,000 MHz	24,405 45 GHz	-24,13 dBm	-11,13 dB														
25,500 GHz	40,000 GHz	1,000 MHz	32,972 93 GHz	-31,29 dBm	-18,29 dB														

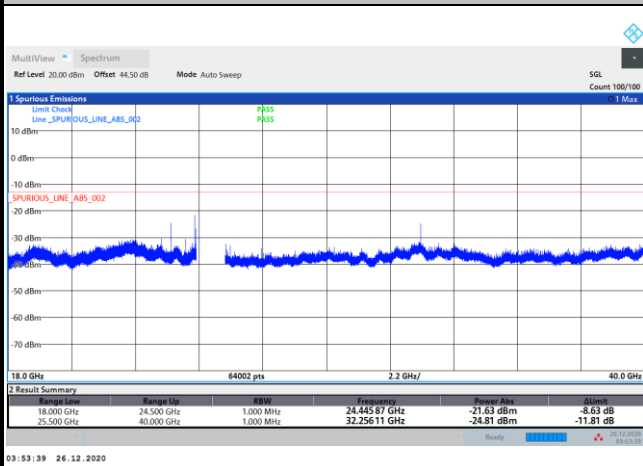
Remark: In band and out of band frequencies are omitted.



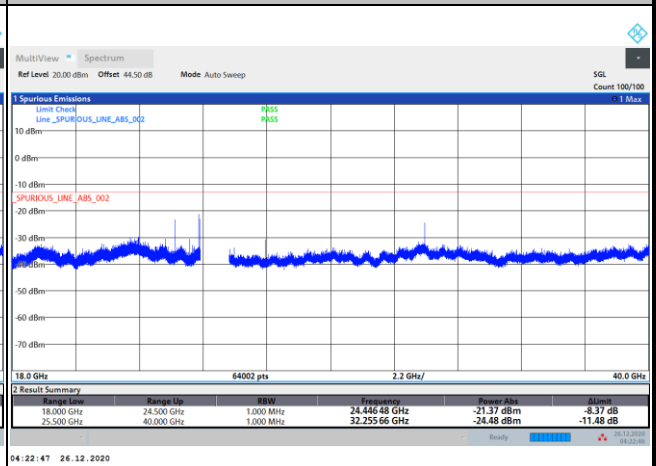
AG1 DFT-s-OFDM Module 0

NR Band n258B QPSK (18-40GHz)

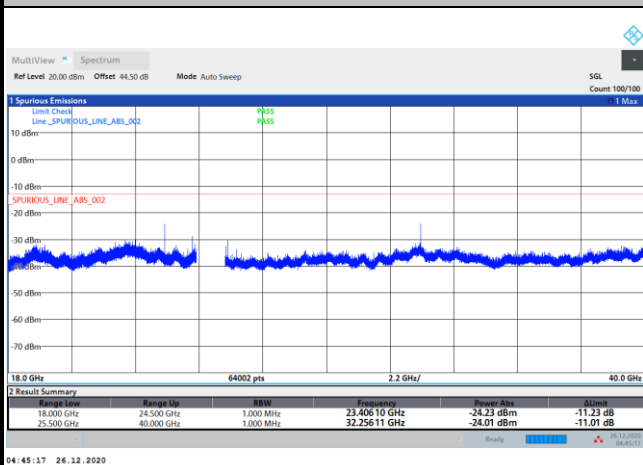
Lowest Channel / 50MHz



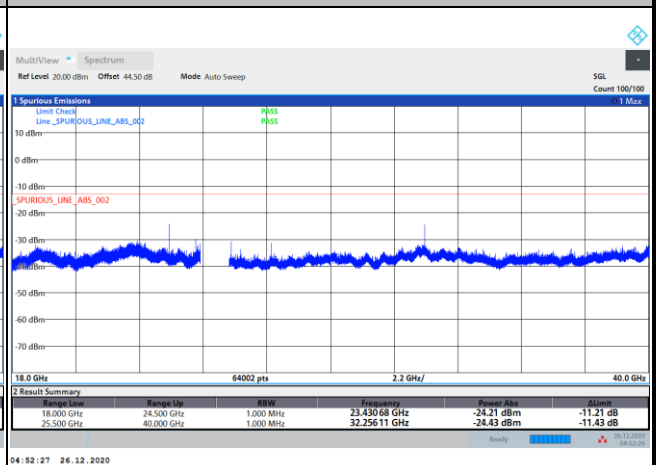
Lowest Channel / 100MHz



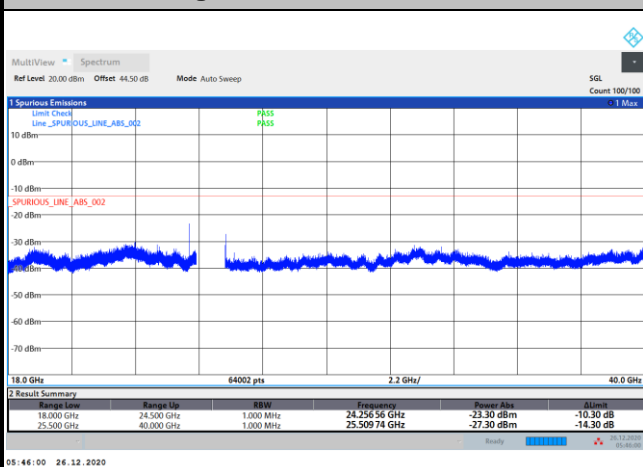
Middle Channel / 50MHz



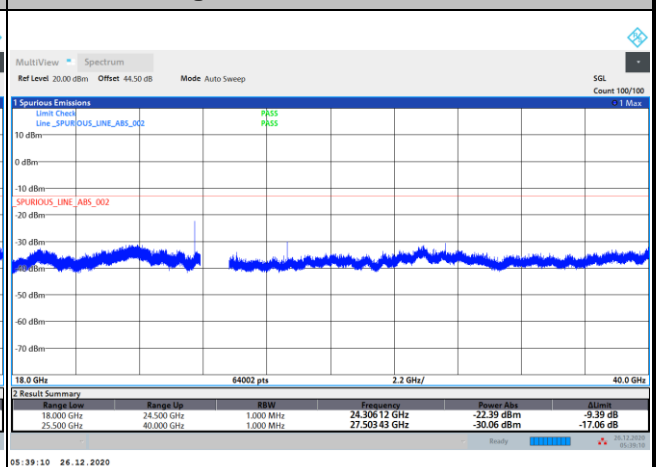
Middle Channel / 100MHz



Highest Channel / 50MHz



Highest Channel / 100MHz



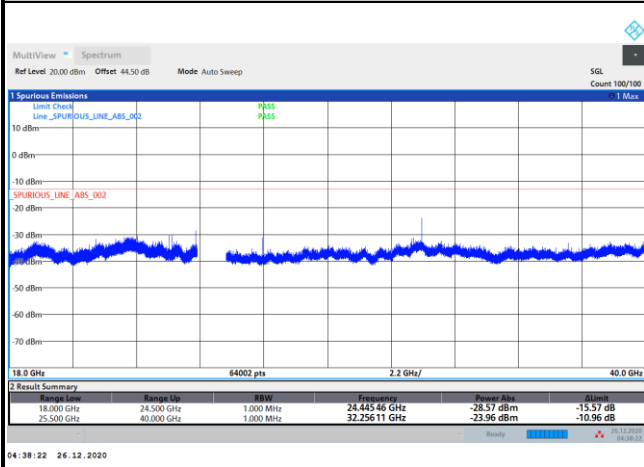
Remark: In band and out of band frequencies are omitted.



AG1 DFT-s-OFDM Module 0

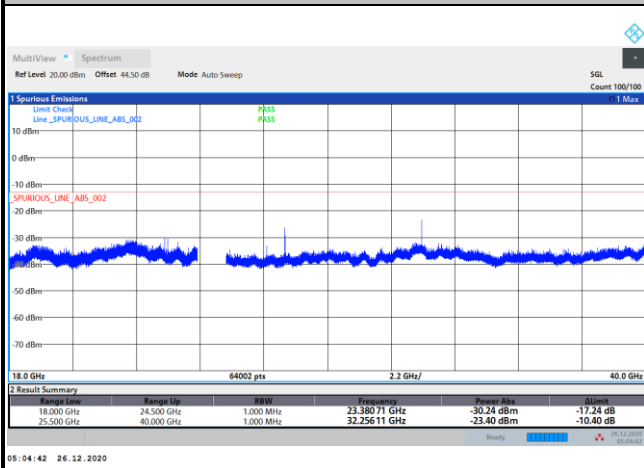
NR Band n258B QPSK (18-40GHz)

Lowest Channel / 200MHz



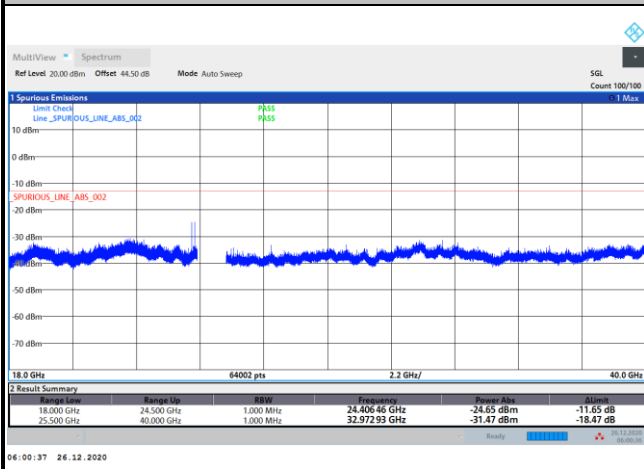
intentionally blank

Middle Channel / 200MHz



intentionally blank

Highest Channel / 200MHz



intentionally blank

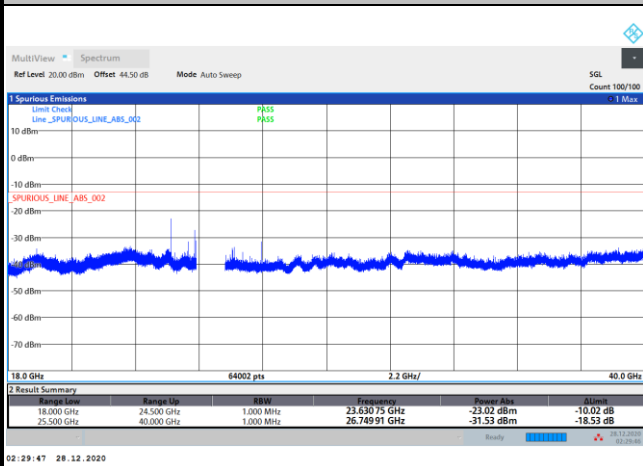
Remark: In band and out of band frequencies are omitted.



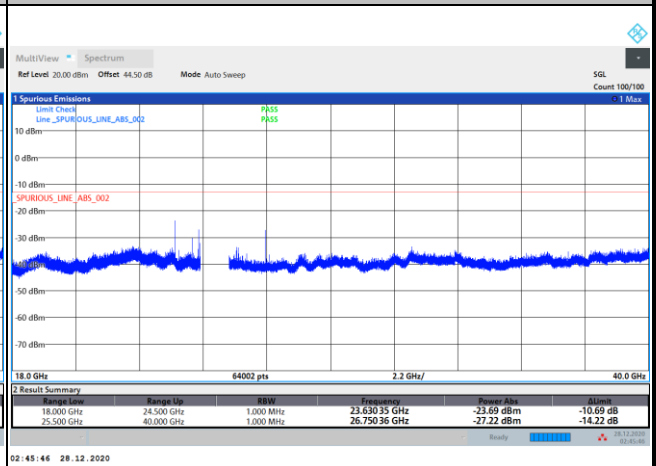
AG0+1 DFT-s-OFDM Module 0

NR Band n258B BPSK (18-40GHz)

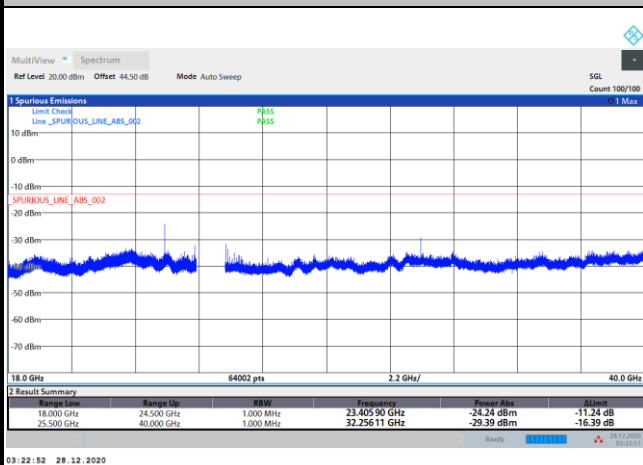
Lowest Channel / 50MHz



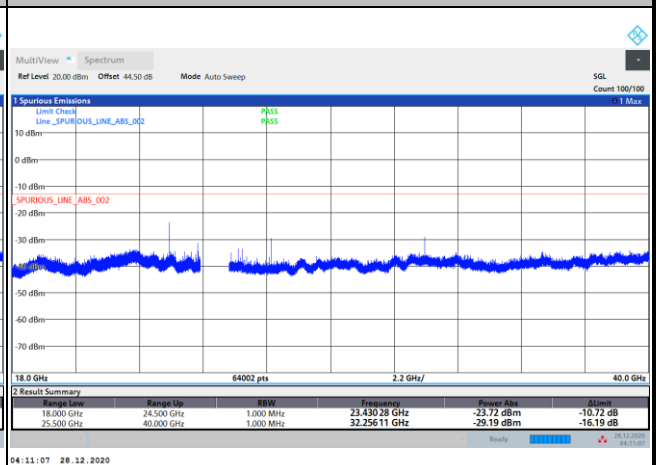
Lowest Channel / 100MHz



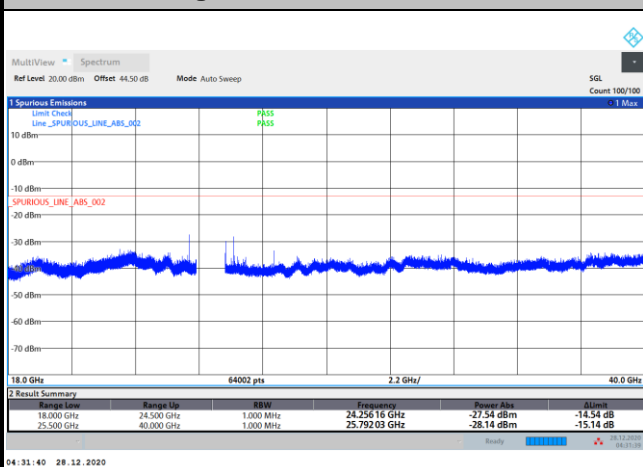
Middle Channel / 50MHz



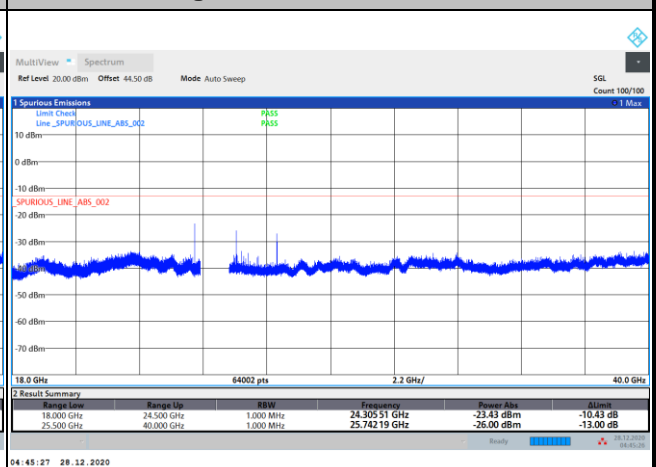
Middle Channel / 100MHz



Highest Channel / 50MHz



Highest Channel / 100MHz



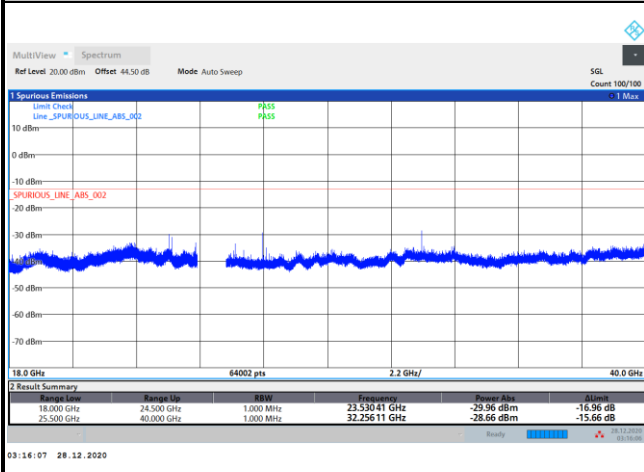
Remark: In band and out of band frequencies are omitted.



AG0+1 DFT-s-OFDM Module 0

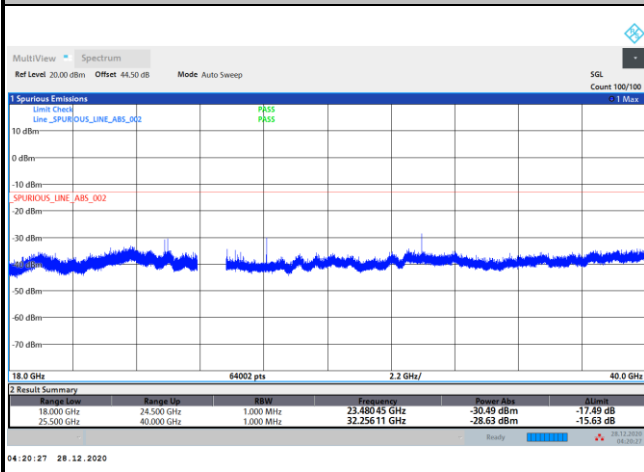
NR Band n258B BPSK (18-40GHz)

Lowest Channel / 200MHz



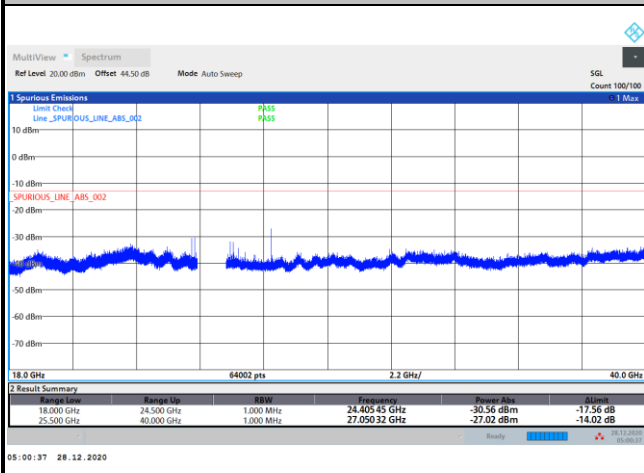
intentionally blank

Middle Channel / 200MHz



intentionally blank

Highest Channel / 200MHz



intentionally blank

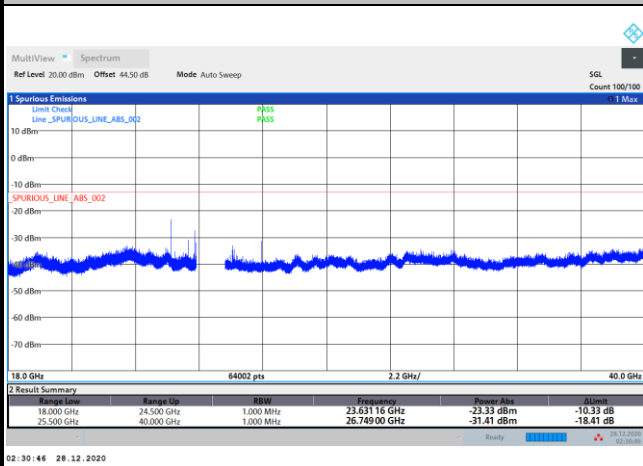
Remark: In band and out of band frequencies are omitted.



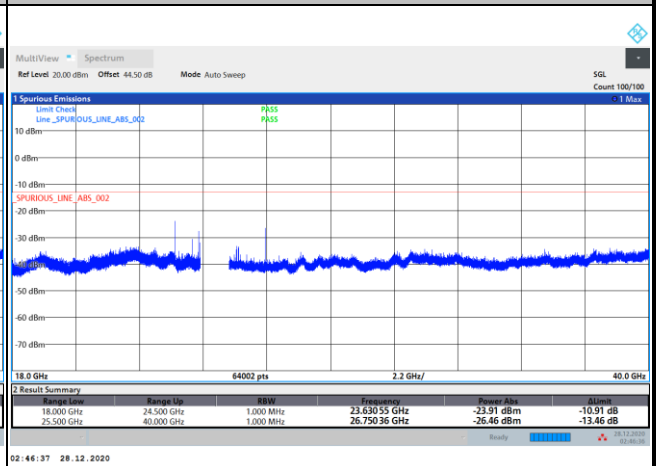
AG0+1 DFT-s-OFDM Module 0

NR Band n258B QPSK (18-40GHz)

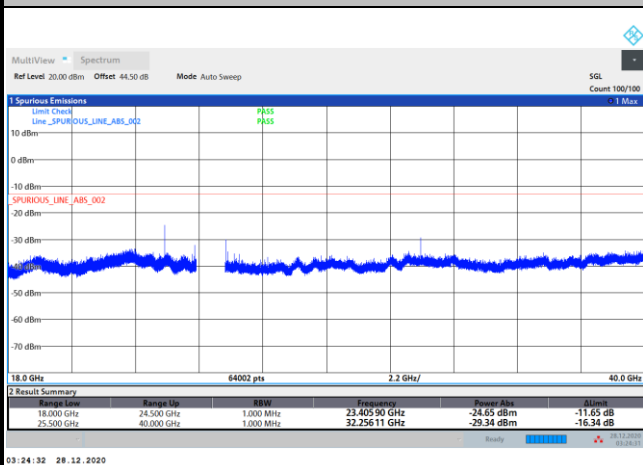
Lowest Channel / 50MHz



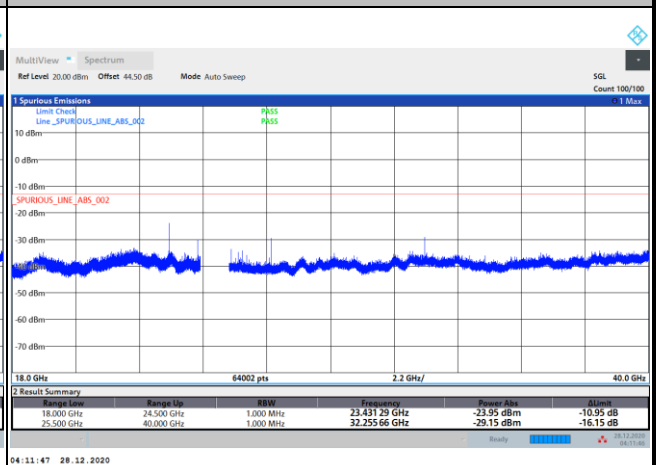
Lowest Channel / 100MHz



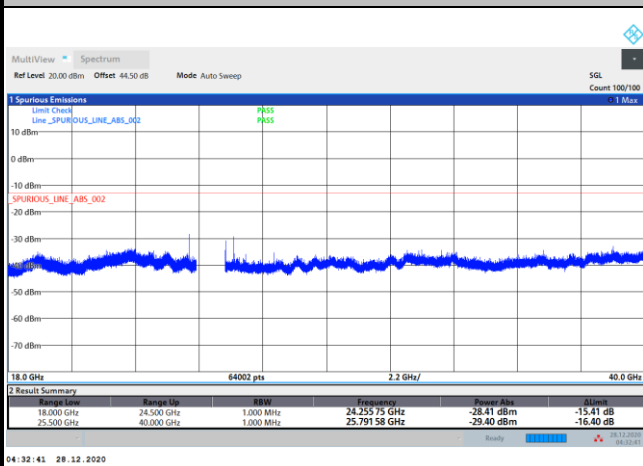
Middle Channel / 50MHz



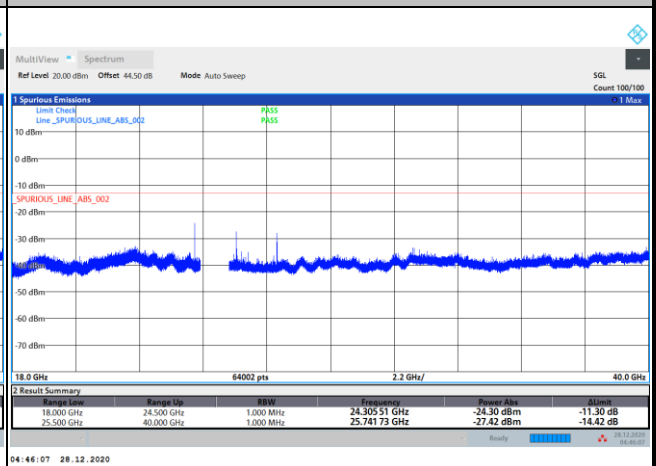
Middle Channel / 100MHz



Highest Channel / 50MHz



Highest Channel / 100MHz



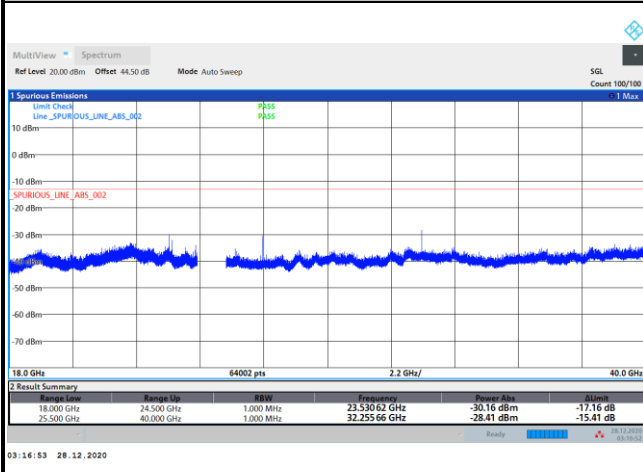
Remark: In band and out of band frequencies are omitted.



AG0+1 DFT-s-OFDM Module 0

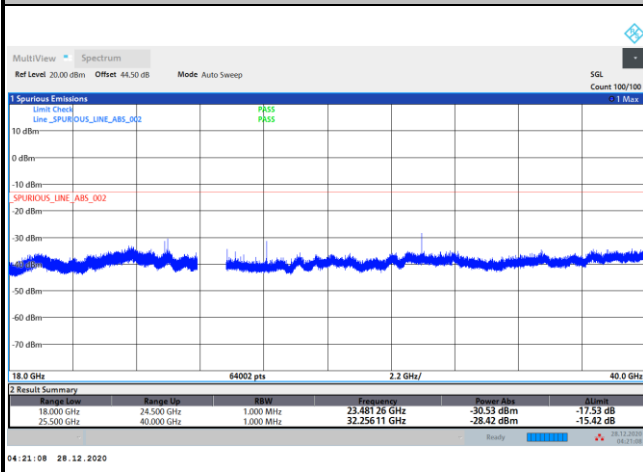
NR Band n258B QPSK (18-40GHz)

Lowest Channel / 200MHz



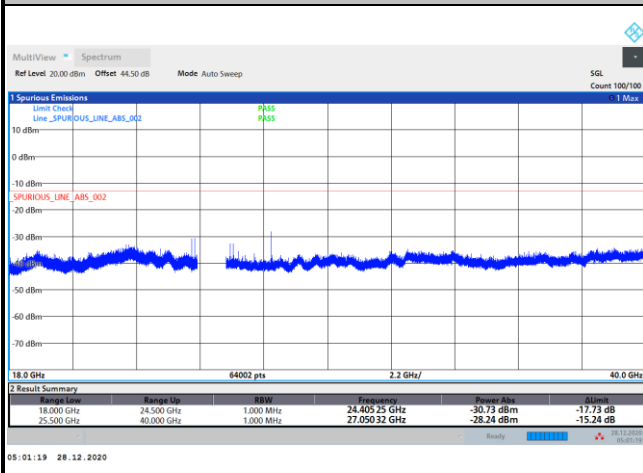
intentionally blank

Middle Channel / 200MHz



intentionally blank

Highest Channel / 200MHz

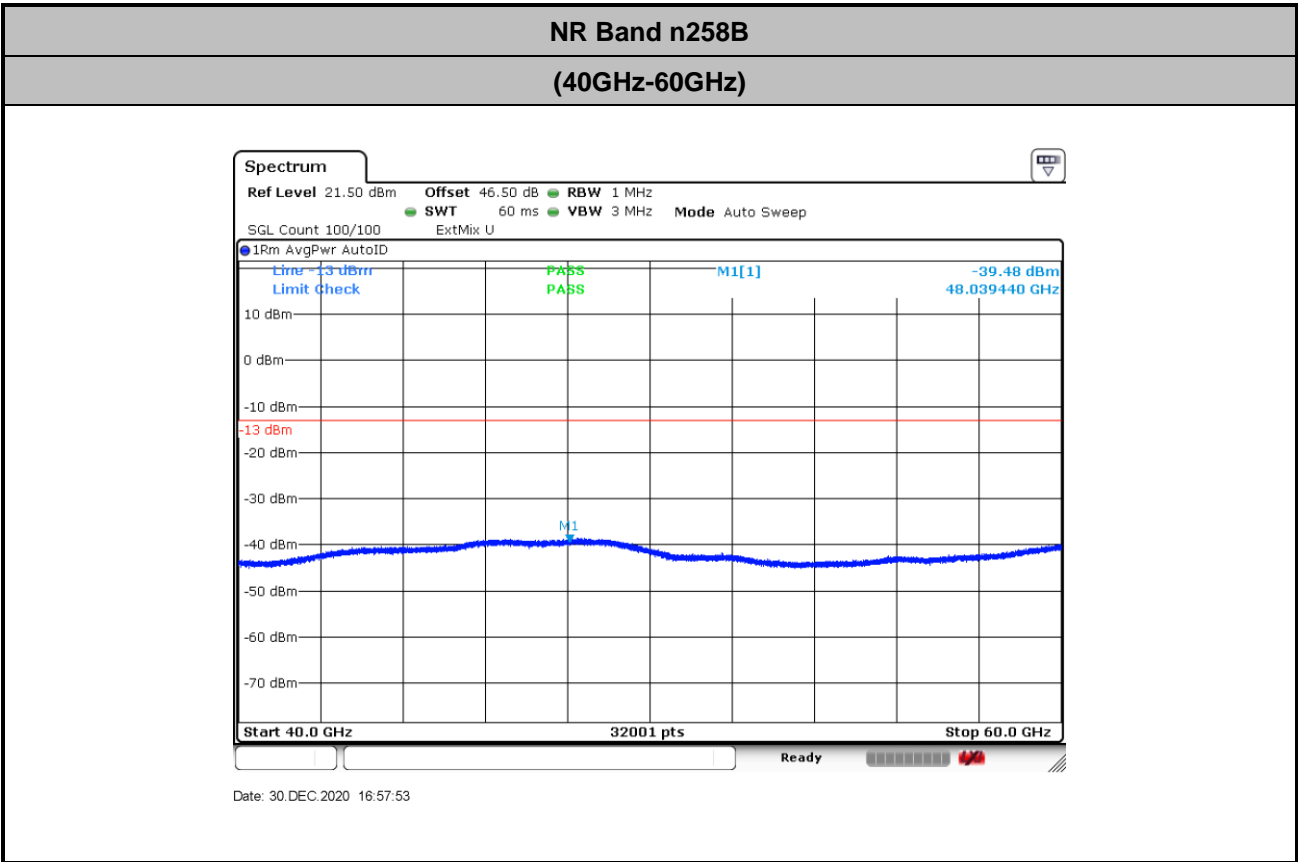


intentionally blank

Remark: In band and out of band frequencies are omitted.



There is no significant spurious emission signal found for frequency started from 40GHz up to 100GHz. Only the noise floor is reported.

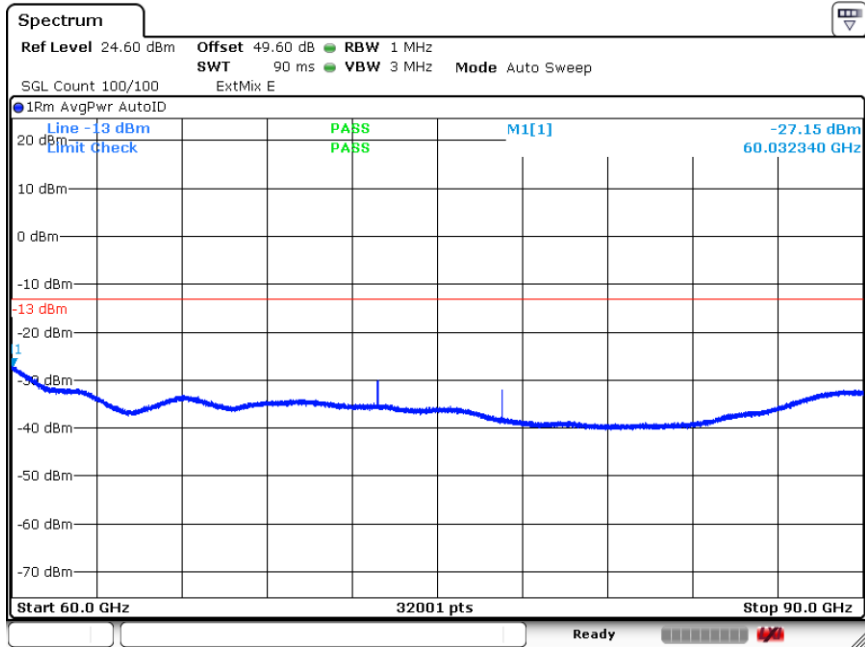


Remark: Offset = Antenna Factor (dB/m) + Cable Loss (dB) + 107 + 20log (D) – 104.8
 = 42.3 + 2 + 107 + 20log(1) – 104.8 = 46.5 (dB)



NR Band n258B

(60GHz-90GHz)



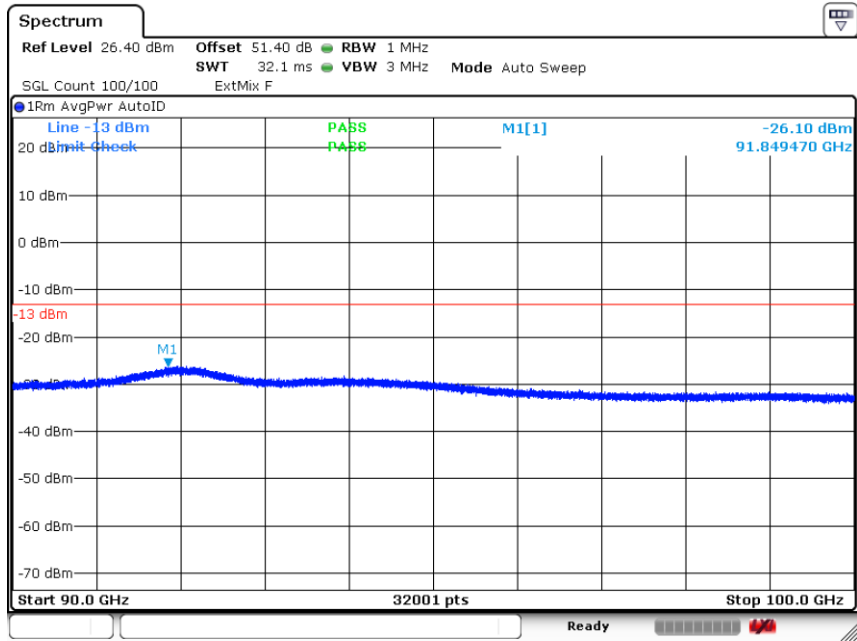
Date: 30.DEC.2020 17:07:46

Remark: Offset = Antenna Factor (dB/m) + Cable Loss (dB) + 107 + 20log (D) – 104.8
 = 45.4 + 2 + 107 + 20log(1) – 104.8 = 49.6 (dB)



NR Band n258B

(90GHz-100GHz)



Date: 30.DEC.2020 17:32:58

Remark: Offset = Antenna Factor (dB/m) + Cable Loss (dB) + 107 + 20log (D) – 104.8
= 47.2 + 2 + 107 + 20log(1) – 104.8 = 51.4 (dB)



Frequency Stability

Test Conditions		NR Band n258b / Middle Channel			Limit
Temperature (°C)	Voltage (Volt)	CW tone			Note 2.
		Frequency (GHz)	Deviation (kHz)	Deviation (ppm)	Result
50	Normal Voltage	25.00012987	-130.370	5.215	Pass
40	Normal Voltage	25.00008641	-86.910	3.476	
30	Normal Voltage	25.00003097	-31.470	1.259	
20(Ref.)	Normal Voltage	24.9999995	0.000	0.000	
10	Normal Voltage	24.99997702	22.480	0.899	
0	Normal Voltage	24.99995305	46.450	1.858	
-10	Normal Voltage	24.9999016	97.900	3.916	
-20	Normal Voltage	24.99988312	116.380	4.655	
-30	Normal Voltage	24.99985315	146.350	5.854	
20	Maximum Voltage	25.0000015	-2.000	0.080	
20	Normal Voltage	24.9999965	3.000	0.120	
20	Battery End Point	24.99999251	6.990	0.280	

Note:

1. Normal Voltage =7.74 V. ; Battery End Point (BEP) =7.2 V. ; Maximum Voltage =8.9 V.
2. The frequency fundamental emissions stay within the operation band.



NR Band n258B Module 1

Occupied Bandwidth

AG0

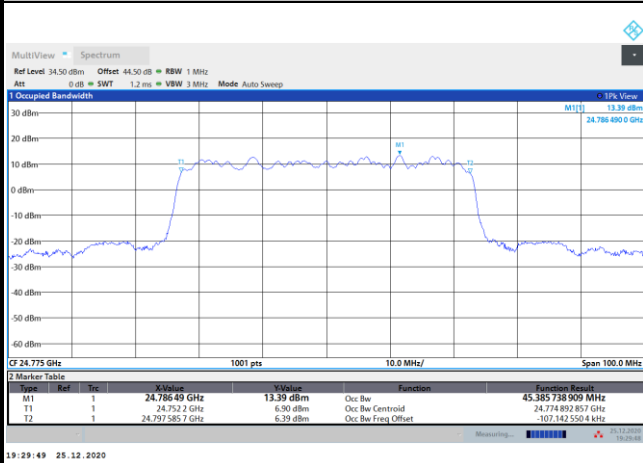
Mode	DFT-s-OFDM Module 1 NR Band n258B : 99%OBW(MHz)											
BW	50MHz				100MHz				200MHz			
Mod.	BPSK	QPSK	16QAM	64QAM	BPSK	QPSK	16QAM	64QAM	BPSK	QPSK	16QAM	64QAM
Lowest CH	45.38	45.67	45.19	45.22	90.40	90.52	90.51	90.83	189.50	188.63	188.85	189.35
Middle CH	45.30	45.53	45.11	45.13	90.25	90.36	90.40	90.68	188.04	188.45	188.59	189.00
Highest CH	45.26	45.53	45.18	45.23	90.45	90.50	90.55	90.82	189.18	188.80	189.23	189.45



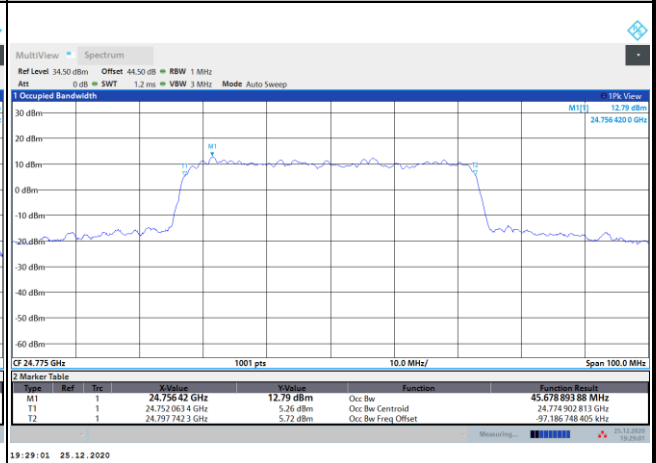
DFT-s-OFDM Module 1

NR Band n258B

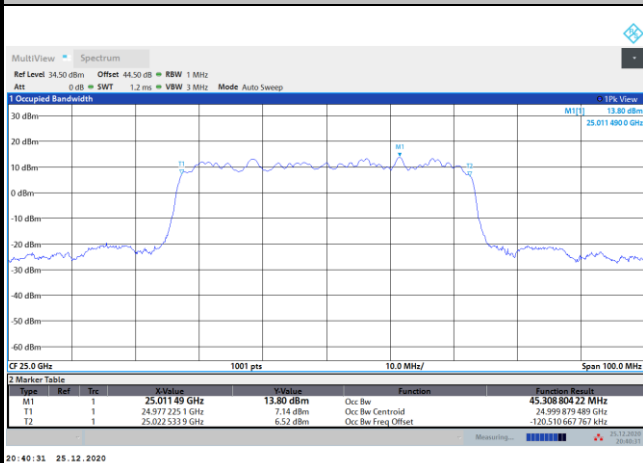
Lowest Channel / 50MHz / BPSK



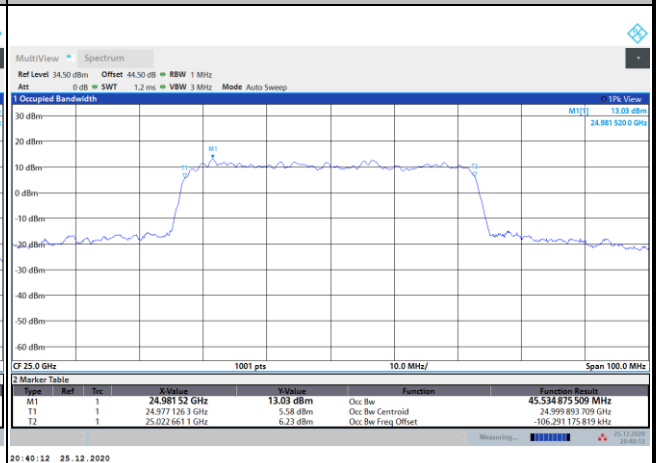
Lowest Channel / 50MHz / QPSK



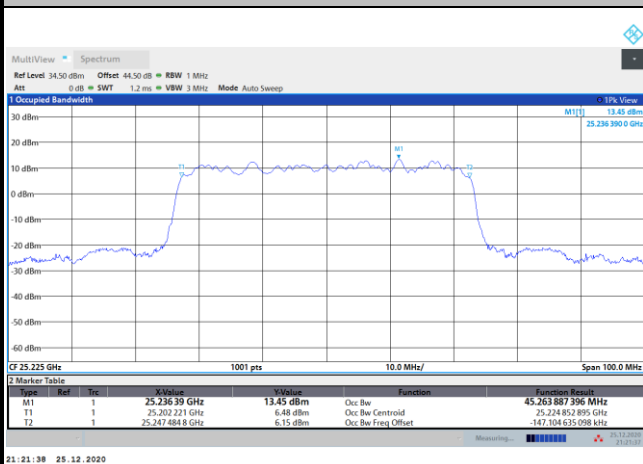
Middle Channel / 50MHz / BPSK



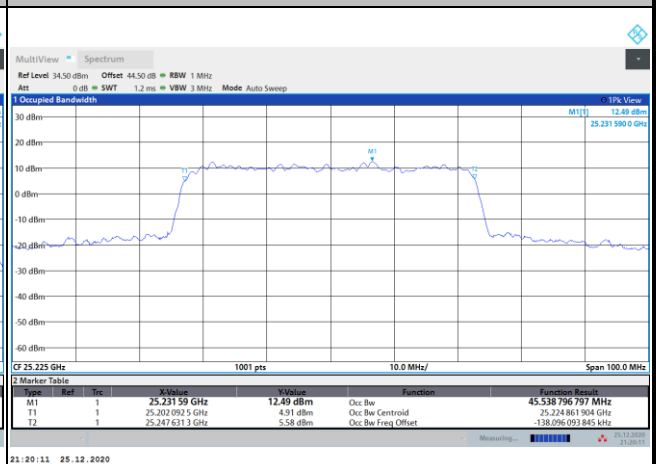
Middle Channel / 50MHz / QPSK



Highest Channel / 50MHz / BPSK



Highest Channel / 50MHz / QPSK

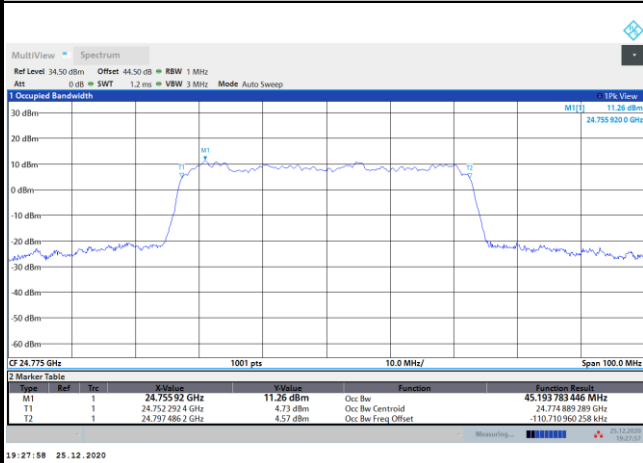




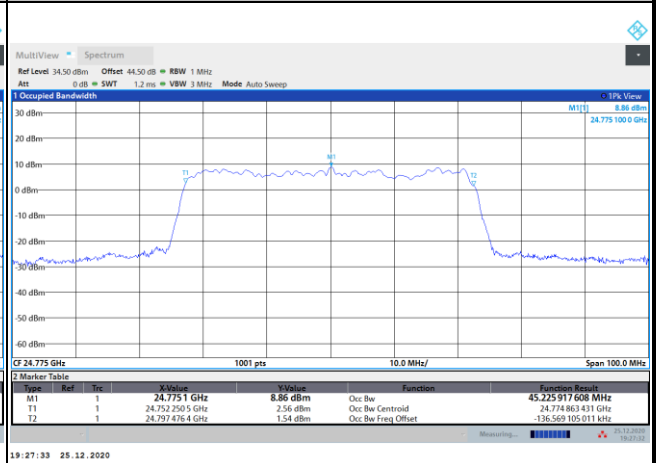
DFT-s-OFDM Module 1

NR Band n258B

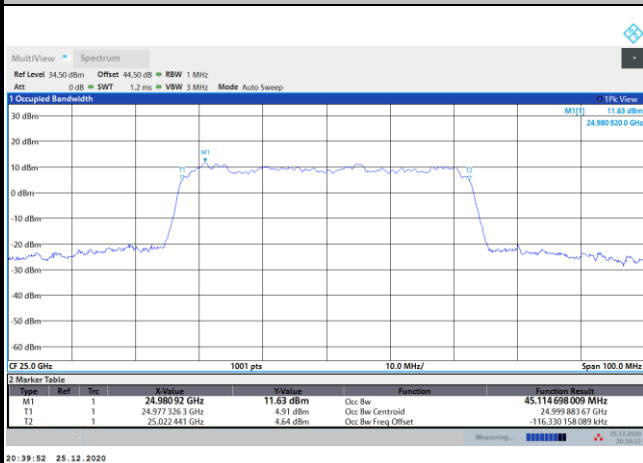
Lowest Channel / 50MHz / 16QAM



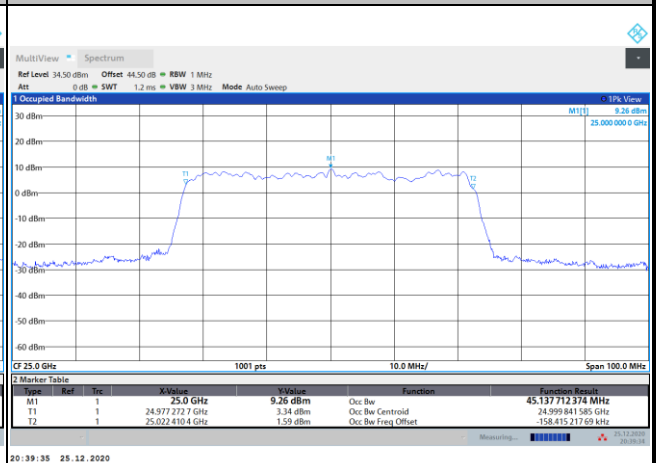
Lowest Channel / 50MHz / 64QAM



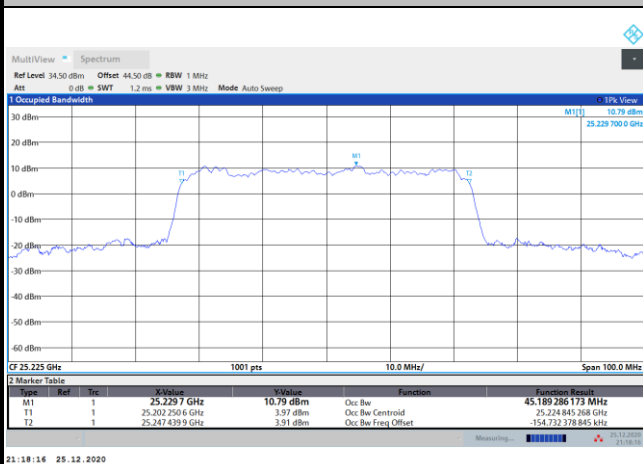
Middle Channel / 50MHz / 16QAM



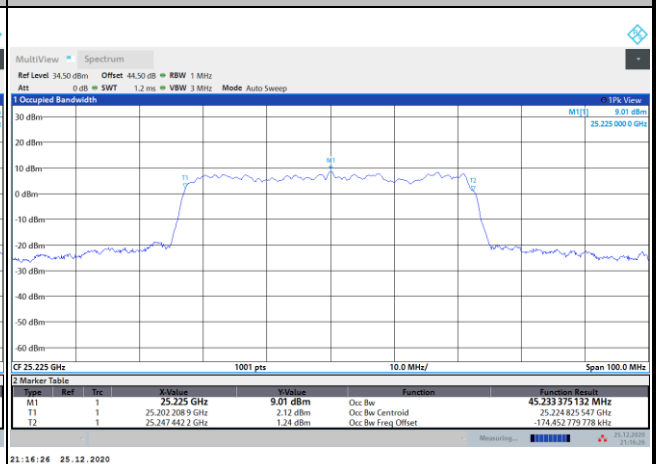
Middle Channel / 50MHz / 64QAM



Highest Channel / 50MHz / 16QAM



Highest Channel / 50MHz / 64QAM

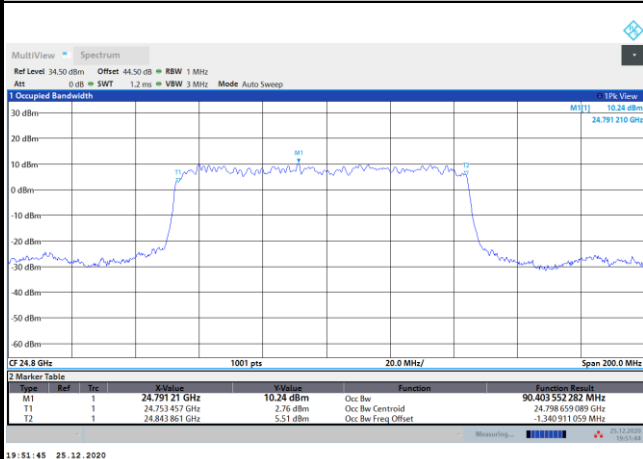




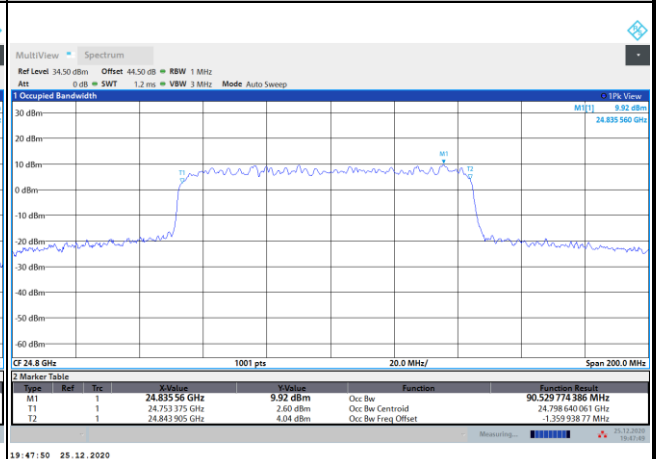
DFT-s-OFDM Module 1

NR Band n258B

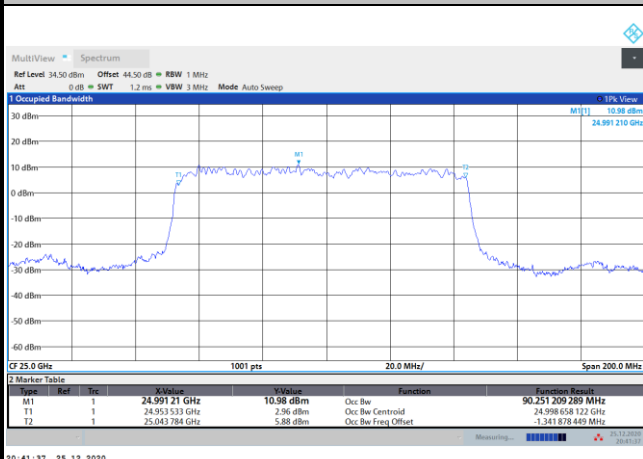
Lowest Channel / 100MHz / BPSK



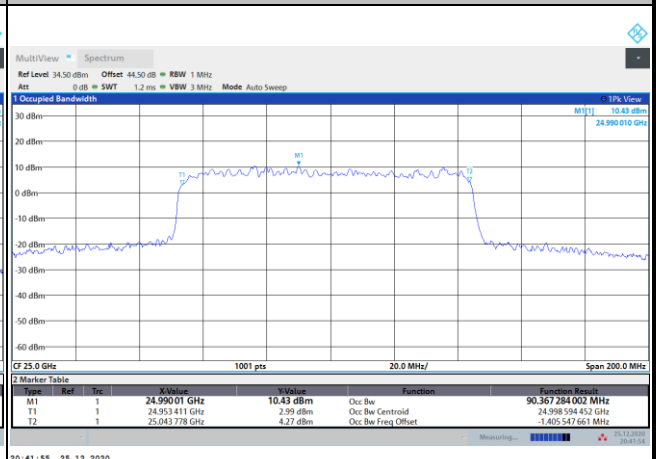
Lowest Channel / 100MHz / QPSK



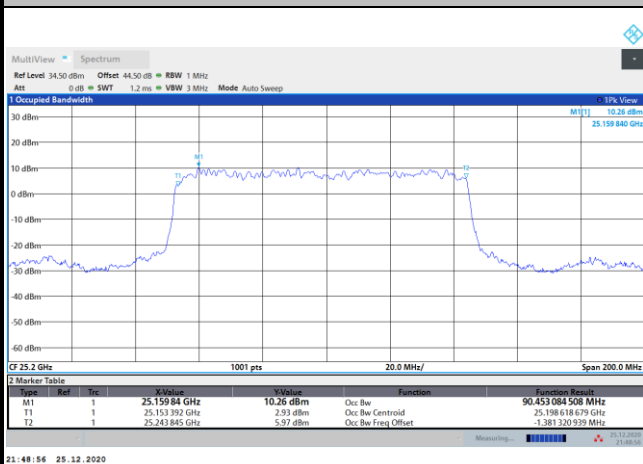
Middle Channel / 100MHz / BPSK



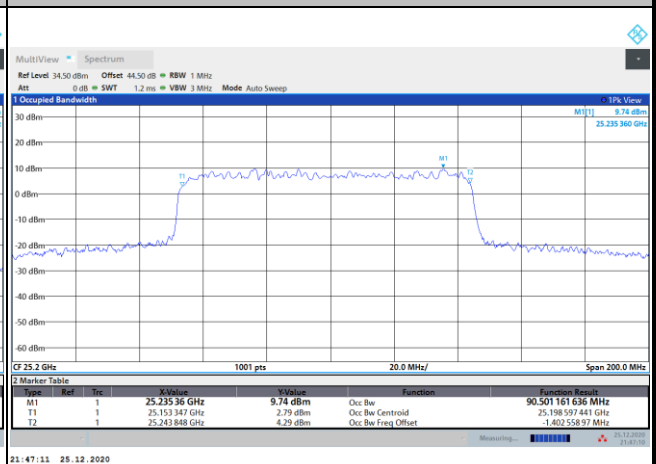
Middle Channel / 100MHz / QPSK



Highest Channel / 100MHz / BPSK



Highest Channel / 100MHz / QPSK

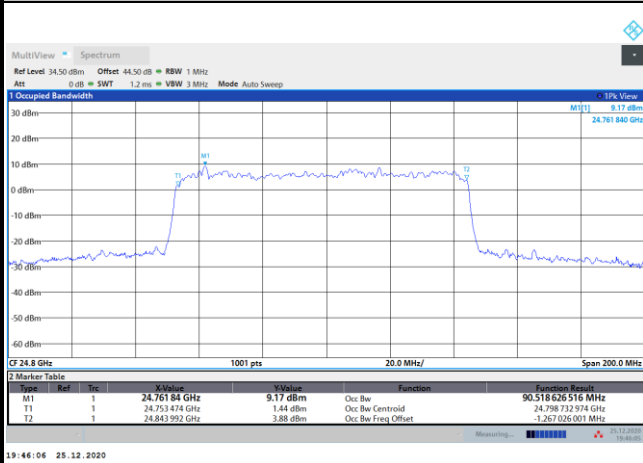




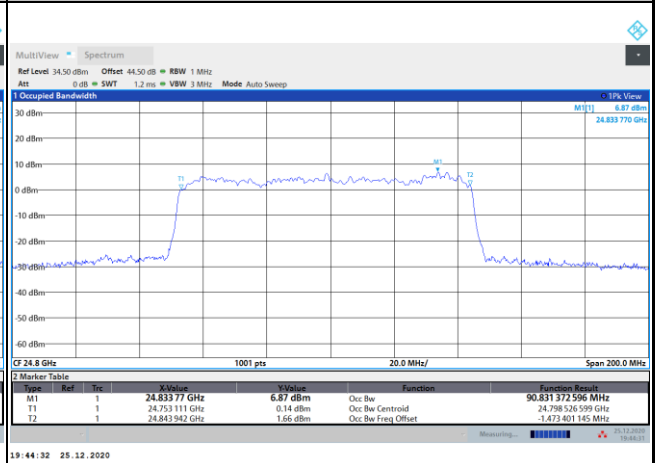
DFT-s-OFDM Module 1

NR Band n258B

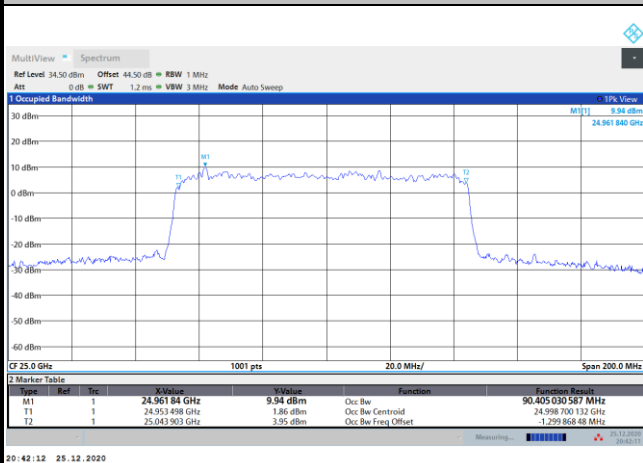
Lowest Channel / 100MHz / 16QAM



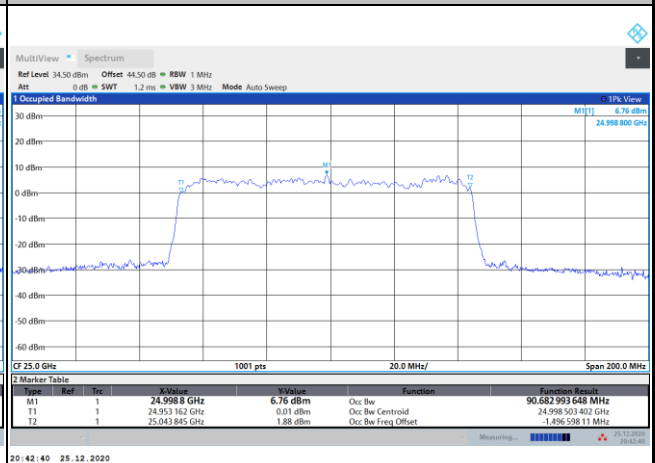
Lowest Channel / 100MHz / 64QAM



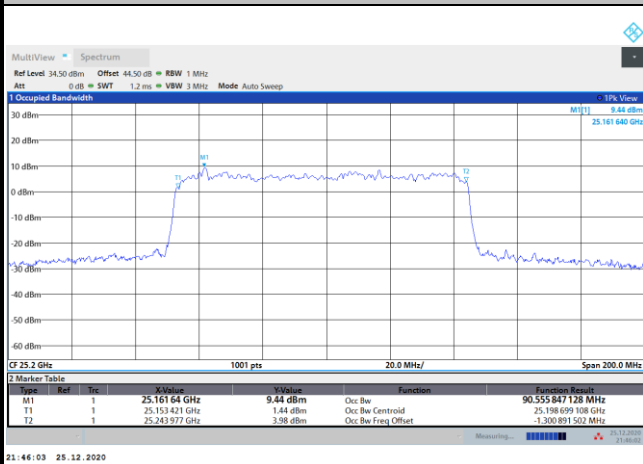
Middle Channel / 100MHz / 16QAM



Middle Channel / 100MHz / 64QAM



Highest Channel / 100MHz / 16QAM



Highest Channel / 100MHz / 64QAM

