



FCC RF Test Report

APPLICANT : OnePlus Technology (Shenzhen) Co., Ltd.
EQUIPMENT : Smart Phone
BRAND NAME : ONEPLUS
MODEL NAME : LE2117
FCC ID : 2ABZ2-EF136
STANDARD : FCC Part 15 Subpart E §15.407
CLASSIFICATION : (NII) Unlicensed National Information Infrastructure

The product was received on Oct. 28, 2020 and testing was completed on Dec. 24, 2020. We, Sporton International (ShenZhen) Inc., would like to declare that the tested sample has been evaluated in accordance with the test procedures and has been in compliance with the applicable technical standards.

The test results in this report apply exclusively to the tested model / sample. Without written approval of Sporton International (ShenZhen) Inc., the test report shall not be reproduced except in full.

Reviewed by: Derreck Chen / Supervisor

Approved by: Eric Shih / Manager



Sporton International (ShenZhen) Inc.

**1/F, 2/F, Bldg 5, Shiling Industrial Zone, Xinwei Village, Xili, Nanshan, Shenzhen, 518055
People's Republic of China**



TABLE OF CONTENTS

REVISION HISTORY..... 3

SUMMARY OF TEST RESULT 4

1 GENERAL DESCRIPTION 5

 1.1 Applicant 5

 1.2 Manufacturer 5

 1.3 Product Feature of Equipment Under Test 5

 1.4 Product Specification of Equipment Under Test 6

 1.5 Modification of EUT 7

 1.6 Testing Location 8

 1.7 Test Software 8

 1.8 Applicable Standards 9

2 TEST CONFIGURATION OF EQUIPMENT UNDER TEST 10

 2.1 Carrier Frequency and Channel 10

 2.2 Test Mode 12

 2.3 Connection Diagram of Test System 15

 2.4 Support Unit used in test configuration and system 15

 2.5 EUT Operation Test Setup 15

 2.6 Measurement Results Explanation Example 16

3 TEST RESULT 17

 3.1 26dB & 99% Occupied Bandwidth Measurement 17

 3.2 Maximum Conducted Output Power Measurement 19

 3.3 Power Spectral Density Measurement 21

 3.4 Unwanted Emissions Measurement 24

 3.5 AC Conducted Emission Measurement 29

 3.6 Automatically Discontinue Transmission 31

 3.7 Antenna Requirements 32

4 LIST OF MEASURING EQUIPMENT 33

5 UNCERTAINTY OF EVALUATION 34

APPENDIX A. CONDUCTED TEST RESULTS

APPENDIX B. AC CONDUCTED EMISSION TEST RESULT

APPENDIX C. RADIATED SPURIOUS EMISSION

APPENDIX D. DUTY CYCLE PLOTS

APPENDIX E. SETUP PHOTOGRAPHS



REVISION HISTORY

REPORT NO.	VERSION	DESCRIPTION	ISSUED DATE
FR002801-02G	Rev. 01	Initial issue of report	Feb. 04, 2021



SUMMARY OF TEST RESULT

Report Section	FCC Rule	Description	Limit	Result	Remark
3.1	2.1049 & 15.403(i)	26dB & 99% Bandwidth	-	Pass	-
3.2	15.407(a)	Maximum Conducted Output Power	≤ 24 dBm	Pass	-
3.3	15.407(a)	Power Spectral Density	≤ 11 dBm	Pass	-
3.4	15.407(b)	Unwanted Emissions	15.407(b) & 15.209(a)	Pass	Under limit 3.07 dB at 5351.760 MHz
3.5	15.207	AC Conducted Emission	15.207(a)	Pass	Under limit 14.66 dB at 0.150 MHz
3.6	15.407(c)	Automatically Discontinue Transmission	Discontinue Transmission	Pass	-
3.7	15.203 & 15.407(a)	Antenna Requirement	N/A	Pass	-

Declaration of Conformity:
The test results with all measurement uncertainty excluded are presented in accordance with the regulation limits or requirements declared by manufacturers.
Comments and Explanations:
The declared of product specification for EUT presented in the report are provided by the manufacturer, and the manufacturer takes all the responsibilities for the accuracy of product specification.



1 General Description

1.1 Applicant

OnePlus Technology (Shenzhen) Co., Ltd.

18C02, 18C03, 18C04 and 18C05, Shum Yip Terra Building, Binhe Avenue North, Futian District, Shenzhen

1.2 Manufacturer

OnePlus Technology (Shenzhen) Co., Ltd.

18C02, 18C03, 18C04 and 18C05, Shum Yip Terra Building, Binhe Avenue North, Futian District, Shenzhen

1.3 Product Feature of Equipment Under Test

Product Feature	
Equipment	Smart Phone
Brand Name	ONEPLUS
Model Name	LE2117
FCC ID	2ABZ2-EF136
EUT supports Radios application	CDMA/GSM/WCDMA/LTE/5G NR WLAN 2.4GHz 802.11b/g/n/ac HT20/HT40/VHT20/VHT40 WLAN 2.4GHz 802.11ax HE20/HE40 WLAN 5GHz 802.11a/n HT20/HT40 WLAN 5GHz 802.11ac VHT20/VHT40/VHT80/VHT160 WLAN 5GHz 802.11ax HE20/HE40/HE80/HE160 Bluetooth BR / EDR / LE / ANT+ GNSS/NFC/WPT
IMEI Code	Conducted: 990016720023652 Conduction: 990017410025130 Radiation: 990017410024174
HW Version	22
SW Version	11.2.0.0.LE54CB
EUT Stage	Production Unit

Remark: The above EUT's information was declared by manufacturer. Please refer to the specifications or user's manual for more detailed description.



1.4 Product Specification of Equipment Under Test

Standards-related Product Specification	
Tx/Rx Frequency Range	5180 MHz ~ 5240 MHz 5260 MHz ~ 5320 MHz 5500 MHz ~ 5720 MHz
Maximum Output Power to Antenna	<p><MIMO Ant.1+2></p> <p><5180 MHz ~ 5240 MHz> 802.11a : 20.67 dBm / 0.1167 W 802.11n HT20 : 19.70 dBm / 0.0933 W 802.11n HT40 : 19.59 dBm / 0.0910 W 802.11ac VHT20 : 19.66 dBm / 0.0925 W 802.11ac VHT40 : 19.50 dBm / 0.0891 W 802.11ac VHT80 : 20.37 dBm / 0.1089 W 802.11ac VHT160 : 20.82 dBm / 0.1208 W 802.11ax HE20 : 19.65 dBm / 0.0923 W 802.11ax HE40 : 19.65 dBm / 0.0923 W 802.11ax HE80 : 20.51 dBm / 0.1125 W 802.11ax HE160 : 21.00 dBm / 0.1259 W</p> <p><5260 MHz ~ 5320 MHz> 802.11a : 20.57 dBm / 0.1140 W 802.11n HT20 : 20.24 dBm / 0.1057 W 802.11n HT40 : 20.26 dBm / 0.1062 W 802.11ac VHT20 : 20.23 dBm / 0.1054 W 802.11ac VHT40 : 20.15 dBm / 0.1035 W 802.11ac VHT80 : 20.26 dBm / 0.1062 W 802.11ax HE20 : 20.28 dBm / 0.1067 W 802.11ax HE40 : 20.38 dBm / 0.1091 W 802.11ax HE80 : 20.40 dBm / 0.1096 W</p> <p><5500 MHz ~ 5720 MHz > 802.11a : 20.08 dBm / 0.1019 W 802.11n HT20 : 20.14 dBm / 0.1033 W 802.11n HT40 : 20.06 dBm / 0.1014 W 802.11ac VHT20 : 20.10 dBm / 0.1023 W 802.11ac VHT40 : 20.04 dBm / 0.1009 W 802.11ac VHT80 : 20.08 dBm / 0.1019 W 802.11ac VHT160 : 20.56 dBm / 0.1138 W 802.11ax HE20 : 20.19 dBm / 0.1045 W 802.11ax HE40 : 20.16 dBm / 0.1038 W 802.11ax HE80 : 20.12 dBm / 0.1028 W 802.11ax HE160 : 21.49 dBm / 0.1409 W</p>
99% Occupied Bandwidth	<p><MIMO Ant.1+2></p> <p><5180 MHz ~ 5240 MHz> 802.11a : 16.43 MHz 802.11n HT20 : 17.58 MHz 802.11n HT40 : 36.16 MHz 802.11ac VHT80 : 76.48 MHz 802.11ac VHT160 : 154.41 MHz 802.11ax HE20 : 18.93 MHz 802.11ax HE40 : 37.86 MHz 802.11ax HE80 : 78.16 MHz 802.11ax HE160 : 156.00 MHz</p> <p><5260 MHz ~ 5320 MHz> 802.11a : 16.43 MHz</p>



	<p>802.11n HT20 : 17.63 MHz 802.11n HT40 : 36.36 MHz 802.11ac VHT80 : 76.48 MHz 802.11ax HE20 : 18.98 MHz 802.11ax HE40 : 37.96 MHz 802.11ax HE80 : 78.16 MHz <5500 MHz ~ 5720 MHz > 802.11a : 16.48 MHz 802.11n HT20 : 17.68 MHz 802.11n HT40 : 36.46 MHz 802.11ac VHT80 : 76.48 MHz 802.11ac VHT160 : 154.41 MHz 802.11ax HE20 : 19.03 MHz 802.11ax HE40 : 38.06 MHz 802.11ax HE80 : 78.16 MHz 802.11ax HE160 : 156.00 MHz</p>						
Antenna Type / Gain	<p><5150 MHz ~ 5250 MHz> <Ant. 1> : PIFA Antenna with gain -3.00 dBi <Ant. 2> : PIFA Antenna with gain -3.00 dBi <5250 MHz ~ 5350 MHz> <Ant. 1> : PIFA Antenna with gain -3.00 dBi <Ant. 2> : PIFA Antenna with gain -3.00 dBi <5470 MHz ~ 5725 MHz> <Ant. 1> : PIFA Antenna with gain -3.00 dBi <Ant. 2> : PIFA Antenna with gain -3.00 dBi</p>						
Type of Modulation	<p>802.11a/n : OFDM (BPSK / QPSK / 16QAM / 64QAM) 802.11ac/ax : OFDM (BPSK / QPSK / 16QAM / 64QAM / 256QAM / 1024QAM /4096QAM)</p>						
Antenna Function Description	<table border="1"> <thead> <tr> <th></th> <th>Ant. 1</th> <th>Ant. 2</th> </tr> </thead> <tbody> <tr> <td>802.11 a/n/ac/ax MIMO</td> <td>V</td> <td>V</td> </tr> </tbody> </table>		Ant. 1	Ant. 2	802.11 a/n/ac/ax MIMO	V	V
	Ant. 1	Ant. 2					
802.11 a/n/ac/ax MIMO	V	V					

Note: For 802.11n HT20 / ac VHT20 and 802.11n HT40 / ac VHT40 mode, the whole testing have assessed only 802.11n HT20/ HT40 by referring to the higher conducted power.

1.5 Modification of EUT

No modifications are made to the EUT during all test items.



1.6 Testing Location

Sporton International (Shenzhen) Inc. is accredited to ISO/IEC 17025:2017 by American Association for Laboratory Accreditation with Certificate Number 5145.01.

Test Firm	Sporton International (Shenzhen) Inc.		
Test Site Location	1/F, 2/F, Bldg 5, Shiling Industrial Zone, Xinwei Village, Xili, Nanshan, Shenzhen, 518055 People's Republic of China TEL: +86-755-86379589 FAX: +86-755-86379595		
Test Site No.	Sporton Site No.	FCC Designation No.	FCC Test Firm Registration No.
	CO01-SZ TH01-SZ	CN1256	421272

Test Firm	Sporton International (Shenzhen) Inc.		
Test Site Location	101, 1st Floor, Block B, Building 1, No. 2, Tengfeng 4th Road, Fenghuang Community, Fuyong Street, Baoan District, Shenzhen City Guangdong Province China 518103 TEL: +86-755-33202398		
Test Site No.	Sporton Site No.	FCC Designation No.	FCC Test Firm Registration No.
	03CH04-SZ	CN1256	421272

1.7 Test Software

Item	Site	Manufacturer	Name	Version
1.	03CH04-SZ	AUDIX	E3	6.2009-8-24
2.	CO01-SZ	AUDIX	E3	6.120613b



1.8 Applicable Standards

According to the specifications of the manufacturer, the EUT must comply with the requirements of the following standards:

- ♦ 47 CFR Part 15 Subpart E
- ♦ FCC KDB 789033 D02 General UNII Test Procedures New Rules v02r01.
- ♦ FCC KDB 662911 D01 Multiple Transmitter Output v02r01.
- ♦ ANSI C63.10-2013

Remark:

1. All test items were verified and recorded according to the standards and without any deviation during the test.
2. This EUT has also been tested and complied with the requirements of FCC Part 15, Subpart B, recorded in a separate test report.



2 Test Configuration of Equipment Under Test

- a. The EUT has been associated with peripherals and configuration operated in a manner tended to maximize its emission characteristics in a typical application. Frequency range investigated: conduction emission (150 kHz to 30 MHz), radiation emission (9 kHz to the 10th harmonic of the highest fundamental frequency or to 40 GHz, whichever is lower). For radiated measurement, pre-scanned in three orthogonal panels, X, Y, Z. The worst cases (Y plane) were recorded in this report.
- b. AC power line Conducted Emission was tested under maximum output power.

2.1 Carrier Frequency and Channel

Frequency Band	Channel	Freq. (MHz)	Channel	Freq. (MHz)
5150-5250 MHz Band 1 (U-NII-1)	36	5180	44	5220
	38*	5190	46*	5230
	40	5200	48	5240
	42 [#]	5210	50 ²	5250

Frequency Band	Channel	Freq. (MHz)	Channel	Freq. (MHz)
5250-5350 MHz Band 2 (U-NII-2A)	52	5260	60	5300
	54*	5270	62*	5310
	56	5280	64	5320
	58 [#]	5290		

Frequency Band	Channel	Freq. (MHz)	Channel	Freq. (MHz)
5470-5725 MHz Band 3 (U-NII-2C)	100	5500	114 ²	5570
	102*	5510	116	5580
	104	5520	132	5660
	106 [#]	5530	134*	5670
	108	5540	136	5680
	110*	5550	140	5700
	112	5560		



Frequency Band	Channel	Freq. (MHz)	Channel	Freq. (MHz)
TDWR Channel	118*	5590	124	5620
	120	5600	126*	5630
	122 [#]	5610	128	5640

Frequency Band	Channel	Freq. (MHz)	Channel	Freq. (MHz)
Straddle Channel	138 [#]	5690	144	5720
	142*	5710		

Note:

1. The above Frequency and Channel in "*" were 802.11n HT40 and 802.11ac VHT40 and 802.11ax HE40.
2. The above Frequency and Channel in "#n" were 802.11ac VHT80 and 802.11ax HE80.
3. The above Frequency and Channel in "2n" were 802.11ac VHT160 and 802.11ax HE160.



2.2 Test Mode

Final test modes are considering the modulation and worse data rates as below table.

MIMO Mode

Modulation	Data Rate
802.11a	6 Mbps
802.11n HT20	MCS0
802.11n HT40	MCS0
802.11ac VHT80	MCS0
802.11ac VHT160	MCS0
802.11ax HE20	MCS0
802.11ax HE40	MCS0
802.11ax HE80	MCS0
802.11ax HE160	MCS0

Test Cases	
AC Conducted Emission	Mode 1 : GSM 850 Idle + Bluetooth Link + WLAN Link(5G) + USB Cable (Charging from Adapter) + Battery
Remark: For Radiated Test Cases, The tests were performance with Adapter, Battery and USB Cable.	



Ch. #		Band I : 5150-5250 MHz	Band II : 5250-5350 MHz	Band III : 5470-5725MHz
		802.11a	802.11a	802.11a
L	Low	36	52	100
M	Middle	44	60	116
H	High	48	64	140
Straddle		-	-	144

Ch. #		Band I : 5150-5250 MHz	Band II : 5250-5350 MHz	Band III : 5470-5725MHz
		802.11n HT20	802.11n HT20	802.11n HT20
L	Low	36	52	100
M	Middle	44	60	116
H	High	48	64	140
Straddle		-	-	144

Ch. #		Band I : 5150-5250 MHz	Band II : 5250-5350 MHz	Band III : 5470-5725MHz
		802.11n HT40	802.11n HT40	802.11n HT40
L	Low	38	54	102
M	Middle	-	-	110
H	High	46	62	134
Straddle		-	-	142

Ch. #		Band I : 5150-5250 MHz	Band II : 5250-5350 MHz	Band III : 5470-5725MHz
		802.11ac VHT80	802.11ac VHT80	802.11ac VHT80
L	Low	-	-	106
M	Middle	42	58	-
H	High	-	-	-
Straddle		-	-	138

Ch. #		Band I : 5150-5250 MHz	Band II : 5250-5350 MHz	Band III : 5470-5725MHz
		802.11ac VHT160	802.11ac VHT160	802.11ac VHT160
L	Low	-	-	-
M	Middle	50	-	114
H	High	-	-	-
Straddle		-	-	-



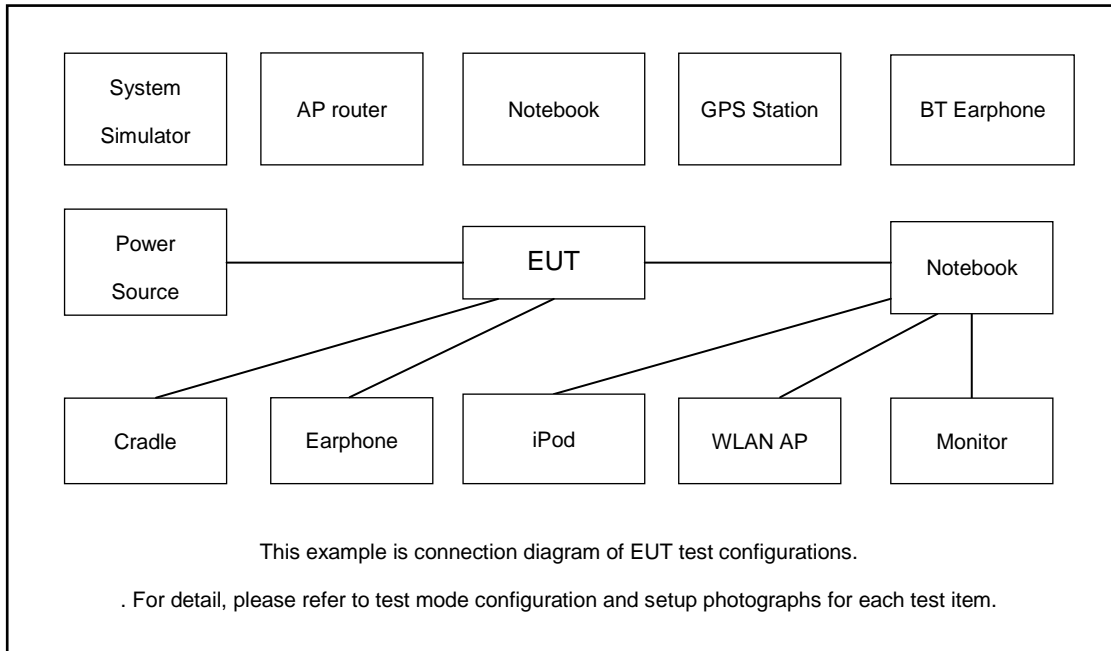
Ch. #		Band I : 5180-5240 MHz	Band II : 5260-5320 MHz	Band III : 5500-5720MHz
		802.11ax HE20	8 802.11ax HE20	802.11ax HE20
L	Low	36	52	100
M	Middle	44	60	116
H	High	48	64	140
Straddle		-	-	144

Ch. #		Band I : 5180-5240 MHz	Band II : 5260-5320 MHz	Band III : 5500-5720MHz
		802.11ax HE40	802.11ax HE40	802.11ax HE40
L	Low	38	54	102
M	Middle	-	-	110
H	High	46	62	134
Straddle		-	-	142

Ch. #		Band I : 5180-5240 MHz	Band II : 5260-5320 MHz	Band III : 5500-5720MHz
		802.11ax HE80	802.11ax HE80	802.11ax HE80
L	Low	-	-	106
M	Middle	42	58	-
H	High	-	-	122
Straddle		-	-	138

Ch. #		Band I : 5150-5250 MHz	Band II : 5250-5350 MHz	Band III : 5470-5725MHz
		802.11ax HE160	802.11ax HE160	802.11ax HE160
L	Low	-	-	-
M	Middle	50	-	114
H	High	-	-	-
Straddle		-	-	-

2.3 Connection Diagram of Test System



2.4 Support Unit used in test configuration and system

Item	Equipment	Trade Name	Model Name	FCC ID	Data Cable	Power Cord
1.	Base Station(GSM)	Anritsu	MT8820C	N/A	N/A	Unshielded,1.8m
2.	Bluetooth Earphone	Samsung	EO-MG900	PYAHS-107W	N/A	N/A
3.	WLAN AP	D-link	DIR-820L	KA2IR820LA1	N/A	Unshielded,1.8m

2.5 EUT Operation Test Setup

For WLAN RF test items, an engineering test program was provided and enabled to make EUT continuous transmit/receive.

For AC power line conducted emissions, the EUT was set to connect with the WLAN AP under large package sizes transmission.



2.6 Measurement Results Explanation Example

For all conducted test items:

The offset level is set in the spectrum analyzer to compensate the RF cable loss and attenuator factor between EUT conducted output port and spectrum analyzer. With the offset compensation, the spectrum analyzer reading level is exactly the EUT RF output level.

Example :

The spectrum analyzer offset is derived from RF cable loss and attenuator factor.

Offset = RF cable loss + attenuator factor.

Following shows an offset computation example with cable loss 2.5 dB and 20dB attenuator.

$$\begin{aligned} \text{Offset(dB)} &= \text{RF cable loss(dB)} + \text{attenuator factor(dB)}. \\ &= 2.5 + 20 = 22.5 \text{ (dB)} \end{aligned}$$

3 Test Result

3.1 26dB & 99% Occupied Bandwidth Measurement

3.1.1 Description of 26dB & 99% Occupied Bandwidth

This section is for reporting purpose only.

There is no restriction limits for bandwidth.

For Straddle Channel, According to KDB 789033 D02 General UNII Test Procedures New Rules v02r01, If the power and PSD of the devices are uniform and comply with the lower limits specified for the U-NII-2 bands, a single measurement over the entire emission bandwidth can be performed to show compliance.

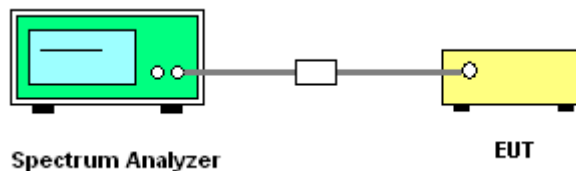
3.1.2 Measuring Instruments

The measuring equipment is listed in the section 4 of this test report.

3.1.3 Test Procedures

1. The testing follows FCC KDB 789033 D02 General UNII Test Procedures New Rules v02r01. Section C) Emission bandwidth
2. Set RBW = approximately 1% of the emission bandwidth.
3. Set the VBW > RBW.
4. Detector = Peak.
5. Trace mode = max hold
6. Measure the maximum width of the emission that is 26 dB down from the peak of the emission. Compare this with the RBW setting of the analyzer. Readjust RBW and repeat measurement as needed until the RBW/EBW ratio is approximately 1%.
7. For 99% Bandwidth Measurement, the spectrum analyzer's resolution bandwidth (RBW) is set 1MHz and set the Video bandwidth (VBW) $\geq 3 * RBW$.
8. Measure and record the results in the test report.

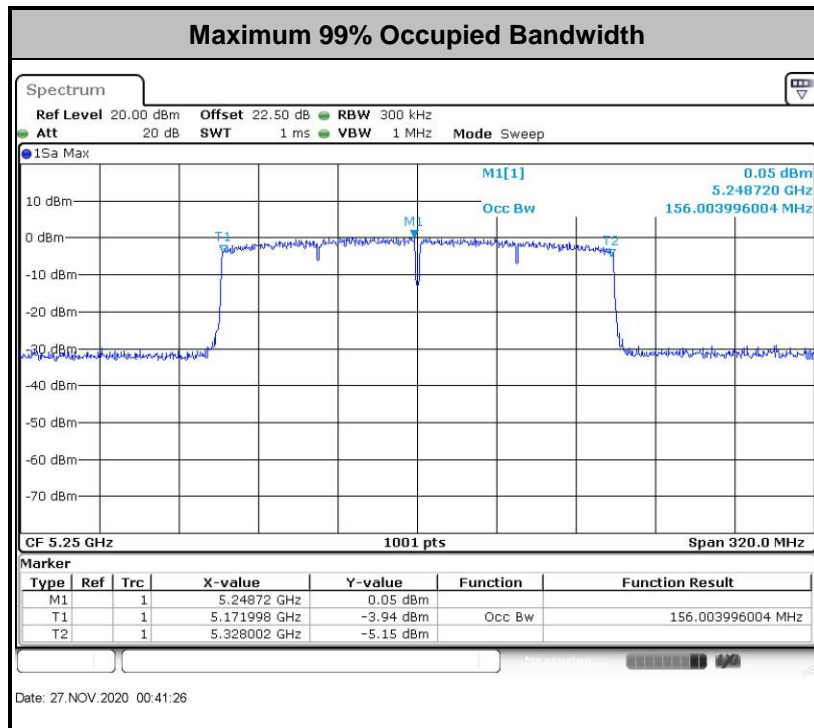
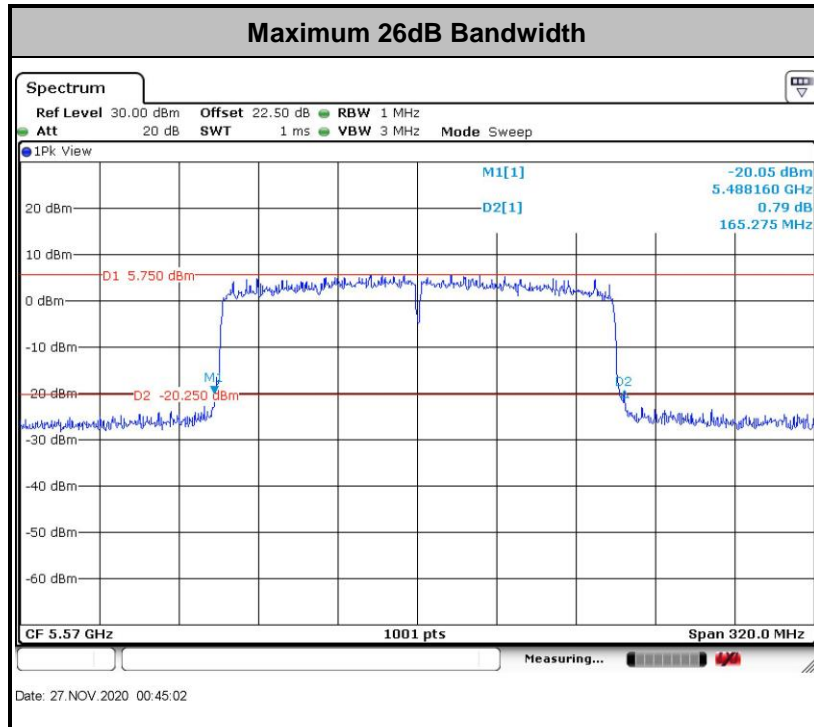
3.1.4 Test Setup





3.1.5 Test Result of 26dB & 99% Occupied Bandwidth

Please refer to Appendix A.



Note: The occupied channel bandwidth is maintained within the band of operation for all of the modulations.



3.2 Maximum Conducted Output Power Measurement

3.2.1 Limit of Maximum Conducted Output Power

<FCC 14-30 CFR 15.407>

For mobile and portable client devices in the 5.15–5.25 GHz band, the maximum conducted output power over the frequency band of operation shall not exceed 250 mW.

For the 5.25–5.725 GHz bands, the maximum conducted output power over the frequency bands of operation shall not exceed the lesser of 250 mW or $11 + 10 \log B$, dBm, where B is the 26 dB emission bandwidth in megahertz.

For the 5.47–5.6 GHz and 5.65–5.725 GHz band, the maximum conducted output power shall not exceed 250 mW or $11 + 10 \log_{10} B$, dBm, whichever power is less. The maximum e.i.r.p. shall not exceed 1.0 W or $17 + 10 \log_{10} B$, dBm, whichever is less. B is the 99% emission bandwidth in megahertz.

For Straddle Channel, According to KDB 789033 D02 General UNII Test Procedures New Rules v02r01, If the power and PSD of the devices are uniform and comply with the lower limits specified for the U-NII-2 bands, a single measurement over the entire emission bandwidth can be performed to show compliance.

If transmitting antennas of directional gain greater than 6 dBi are used, the peak output power shall be reduced by the amount in dB that the directional gain of the antenna exceeds 6 dBi.

Note that U-NII-2 band, devices with a maximum e.i.r.p. greater than 500 mW shall implement TPC in order to have the capability to operate at least 6 dB below the maximum permitted e.i.r.p. of 1 W.

3.2.2 Measuring Instruments

The measuring equipment is listed in the section 4 of this test report.

3.2.3 Test Procedures

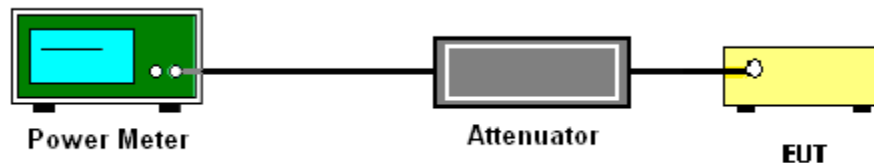
The testing follows Method PM of FCC KDB 789033 D02 General UNII Test Procedures New Rules v02r01.

Method PM (Measurement using an RF average power meter):

1. Measurement is performed using a wideband RF power meter.
2. The EUT is configured to transmit continuously with a consistent duty cycle at its maximum power control level.
3. Measure the average power of the transmitter, and the average power is corrected with duty factor, $10 \log(1/x)$, where x is the duty cycle.

For Straddle Channel, According to KDB 789033 D02 General UNII Test Procedures New Rules v02r01, If the power and PSD of the devices are uniform and comply with the lower limits specified for the U-NII-2 bands, a single measurement over the entire emission bandwidth can be performed to show compliance.

3.2.4 Test Setup



3.2.5 Test Result of Maximum Conducted Output Power

Please refer to Appendix A.



3.3 Power Spectral Density Measurement

3.3.1 Limit of Power Spectral Density

<FCC 14-30 CFR 15.407>

For mobile and portable client devices in the 5.15–5.25 GHz band, the maximum power spectral density shall not exceed 11dBm in any 1 megahertz band.

For the 5.25–5.725 GHz bands, the maximum power spectral density shall not exceed 11 dBm in any 1 megahertz band.

For Straddle Channel, According to KDB 789033 D02 General UNII Test Procedures New Rules v02r01, If the power and PSD of the devices are uniform and comply with the lower limits specified for the U-NII-2 bands, a single measurement over the entire emission bandwidth can be performed to show compliance.

If transmitting antennas of directional gain greater than 6 dBi are used, the peak output power shall be reduced by the amount in dB that the directional gain of the antenna exceeds 6 dBi.

3.3.2 Measuring Instruments

The measuring equipment is listed in the section 4 of this test report.

3.3.3 Test Procedures

The testing follows FCC KDB 789033 D02 General UNII Test Procedures New Rules v02r01. Section F) Maximum power spectral density.

Method SA-2

(trace averaging across on and off times of the EUT transmissions, followed by duty cycle correction).

- Measure the duty cycle.
- Set span to encompass the entire emission bandwidth (EBW) of the signal.
- Set RBW = 1 MHz.
- Set VBW \geq 3 MHz.
- Number of points in sweep \geq 2 Span / RBW.
- Sweep time = auto.
- Detector = RMS
- Trace average at least 100 traces in power averaging mode.
- Add $10 \log(1/x)$, where x is the duty cycle, to the measured power in order to compute the average power during the actual transmission times. For example, add $10 \log(1/0.25) = 6$

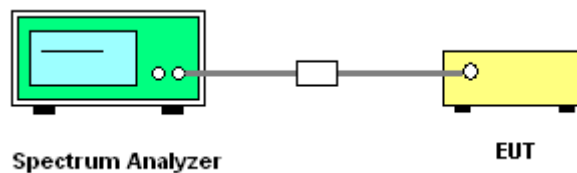
dB if the duty cycle is 25 percent.

1. The RF output of EUT was connected to the spectrum analyzer by a low loss cable.
2. Each plot has already offset with cable loss, and attenuator loss. Measure the PPSD and record it.
3. For MIMO mode, calculation method follows FCC KDB 662911 D01 Multiple Transmitter Output v02r01.

Method (a): Measure and sum the spectra across the outputs.

The total final Power Spectral Density is from a device with 2 transmitter outputs. The spectrum measurements of the individual outputs are all performed with the same span and number of points, the spectrum value in the first spectral bin of output 1 is summed with that in the first spectral bin of output 2 to obtain the value for the first frequency bin of the summed spectrum.

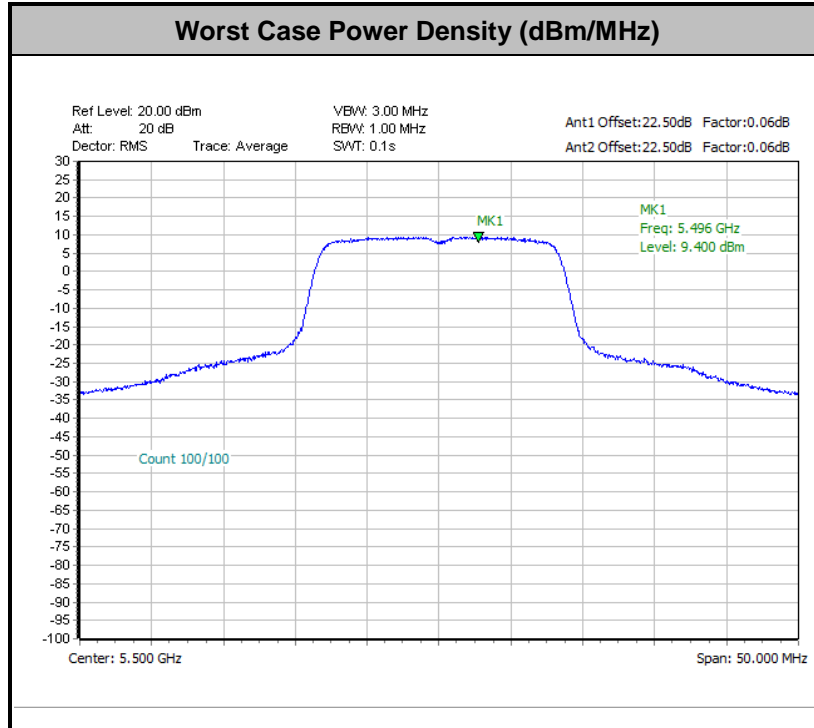
3.3.4 Test Setup





3.3.5 Test Result of Power Spectral Density

Please refer to Appendix A.



Note: Average Power Density (dB) = Measured value+ Duty Factor



3.4 Unwanted Emissions Measurement

This section is to measure unwanted emissions through radiated measurement for band edge spurious emissions and out of band emissions measurement.

3.4.1 Limit of Unwanted Emissions

- (1) For transmitters operating in the 5150-5250 MHz band: all emissions outside of the 5150-5350 MHz band shall not exceed an EIRP of -27dBm/MHz.

For transmitters operating in the 5250-5350 MHz band: all emissions outside of the 5150-5350 MHz band shall not exceed an EIRP of -27 dBm/MHz. Devices operating in the 5250-5350 MHz band that generate emissions in the 5150-5250 MHz band must meet all applicable technical requirements for operation in the 5150-5250 MHz band (including indoor use) or alternatively meet an out-of-band emission EIRP limit of -27 dBm/MHz in the 5150-5250 MHz band.

For transmitters operating in the 5470-5600 MHz and 5650-5725MHz band: all emissions outside of the 5470-5600 MHz and 5650-5725MHz band shall not exceed an EIRP of -27 dBm/MHz.

- (2) Unwanted spurious emissions fallen in restricted bands shall comply with the general field strength limits as below table,

Frequency (MHz)	Field Strength (microvolts/meter)	Measurement Distance (meters)
0.009 – 0.490	2400/F(kHz)	300
0.490 – 1.705	24000/F(kHz)	30
1.705 – 30.0	30	30
30 – 88	100	3
88 – 216	150	3
216 - 960	200	3
Above 960	500	3



EIRP (dBm)	Field Strength at 3m (dBµV/m)
- 27	68.2

Note: The following formula is used to convert the EIRP to field strength.

$$EIRP = E_{Meas} + 20\log (d_{Meas}) - 104.7$$

where

EIRP is the equivalent isotropically radiated power, in dBm

E_{Meas} is the field strength of the emission at the measurement distance, in dBµV/m

d_{Meas} is the measurement distance, in m

3.4.2 Measuring Instruments

The measuring equipment is listed in the section 4 of this test report.

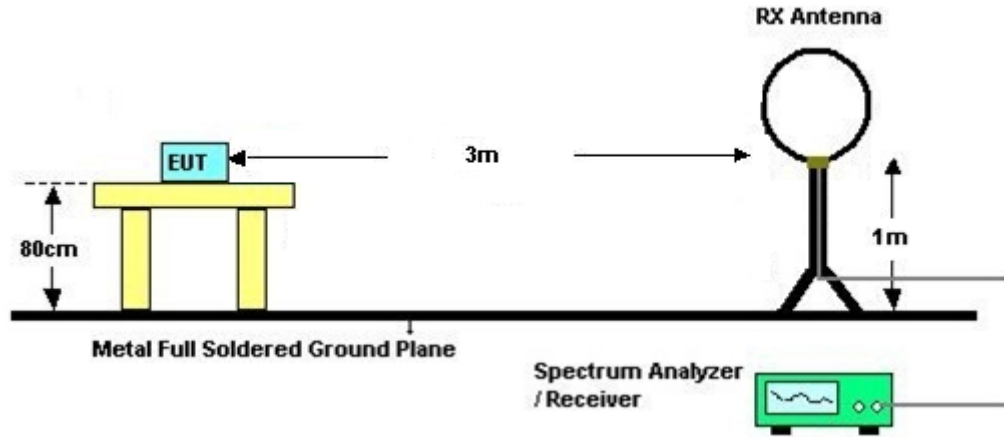


3.4.3 Test Procedures

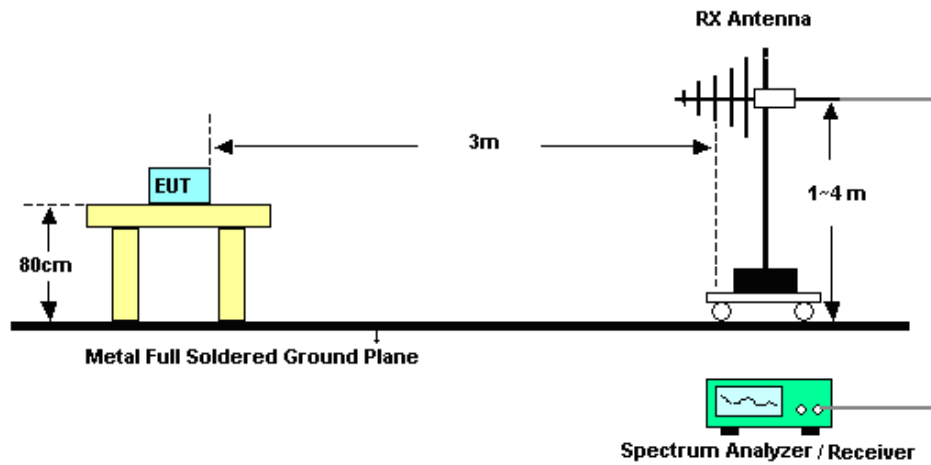
1. The testing follows FCC KDB 789033 D02 General UNII Test Procedures New Rules v02r01. Section G) Unwanted emissions measurement.
 - (1) Procedure for Unwanted Emissions Measurements Below 1000MHz
 - RBW = 120 kHz
 - VBW = 300 kHz
 - Detector = Peak
 - Trace mode = max hold
 - (2) Procedure for Peak Unwanted Emissions Measurements Above 1000 MHz
 - RBW = 1 MHz
 - VBW \geq 3 MHz
 - Detector = Peak
 - Sweep time = auto
 - Trace mode = max hold
 - (3) Procedures for Average Unwanted Emissions Measurements Above 1000MHz
 - RBW = 1 MHz
 - VBW = 10 Hz, when duty cycle is no less than 98 percent.
 - VBW \geq 1/T, when duty cycle is less than 98 percent where T is the minimum transmission duration over which the transmitter is on and is transmitting at its maximum power control level for the tested mode of operation.
2. The EUT was placed on a turntable with 0.8 meter for frequency below 1GHz and 1.5 meter for frequency above 1GHz respectively above ground.
3. The EUT was set 3 meters from the interference receiving antenna which was mounted on the top of a variable height antenna tower.
4. The antenna is a broadband antenna and its height is adjusted between one meter and four meters above ground to find the maximum value of the field strength for both horizontal polarization and vertical polarization of the antenna.
5. For each suspected emission, the EUT was arranged to its worst case and then adjust the antenna tower (from 1 m to 4 m) and turntable (from 0 degree to 360 degrees) to find the maximum reading.
6. For testing below 1GHz, if the emission level of the EUT in peak mode was 3 dB lower than the limit specified, then peak values of EUT will be reported, otherwise, the emissions will be repeated one by one using the CISPR quasi-peak method and reported.
7. For testing above 1GHz, the emission level of the EUT in peak mode was 20dB lower than peak limit (that means the emission level in average mode also complies with the limit in average mode), then peak values of EUT will be reported, otherwise, the emissions will be measured in average mode again and reported.

3.4.4 Test Setup

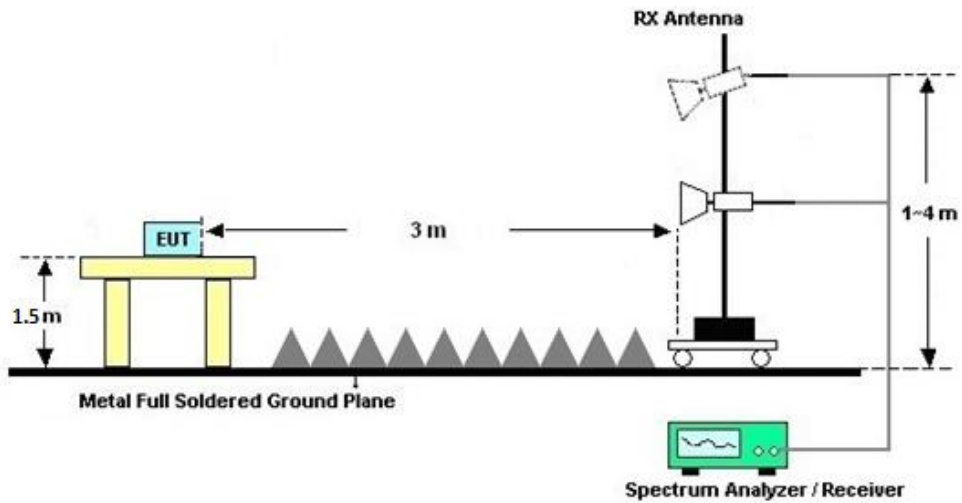
For radiated emissions below 30MHz



For radiated emissions from 30MHz to 1GHz



For radiated emissions above 1GHz



3.4.5 Test Results of Radiated Spurious Emissions (9 kHz ~ 30 MHz)

The low frequency, which started from 9 kHz to 30MHz, was pre-scanned and the result which was 20dB lower than the limit line was not reported.

There is a comparison data of both open-field test site and semi-Anechoic chamber, and the result came out very similar.

3.4.6 Test Result of Radiated Spurious at Band Edges

Please refer to Appendix C.

3.4.7 Duty Cycle

Please refer to Appendix D.

3.4.8 Test Result of Radiated Spurious Emissions (30MHz ~ 10th Harmonic or 40GHz, whichever is lower)

Please refer to Appendix C.



3.5 AC Conducted Emission Measurement

3.5.1 Limit of AC Conducted Emission

For equipment that is designed to be connected to the public utility (AC) power line, the radio frequency voltage that is conducted back onto the AC power line on any frequency or frequencies within the band 150 kHz to 30 MHz shall not exceed the limits in the following table.

Frequency of emission (MHz)	Conducted limit (dBµV)	
	Quasi-peak	Average
0.15-0.5	66 to 56*	56 to 46*
0.5-5	56	46
5-30	60	50

*Decreases with the logarithm of the frequency.

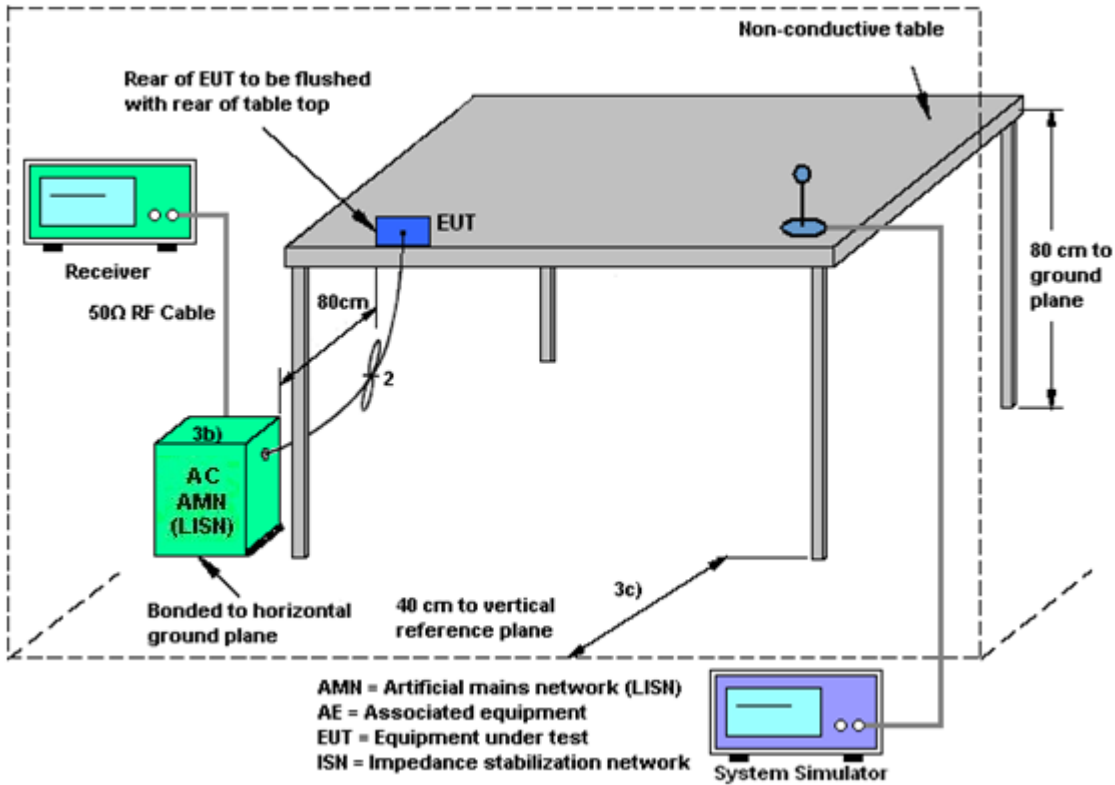
3.5.2 Measuring Instruments

The measuring equipment is listed in the section 4 of this test report.

3.5.3 Test Procedures

1. The EUT was placed 0.4 meter from the conducting wall of the shielding room was kept at least 80 centimeters from any other grounded conducting surface.
2. Connect EUT to the power mains through a line impedance stabilization network (LISN).
3. All the support units are connecting to the other LISN.
4. The LISN provides 50 ohm coupling impedance for the measuring instrument.
5. The FCC states that a 50 ohm, 50 microhenry LISN should be used.
6. Both sides of AC line were checked for maximum conducted interference.
7. The frequency range from 150 kHz to 30 MHz was searched.
8. Set the test-receiver system to Peak Detect Function and specified bandwidth with Maximum Hold Mode.

3.5.4 Test Setup



3.5.5 Test Result of AC Conducted Emission

Please refer to Appendix B.



3.6 Automatically Discontinue Transmission

3.6.1 Limit of Automatically Discontinue Transmission

The device shall automatically discontinue transmission in case of either absence of information to transmit or operational failure. These provisions are not intended to preclude the transmission of control or signaling information or the use of repetitive codes used by certain digital technologies to complete frame or burst intervals. Applicants shall include in their application for equipment authorization to describe how this requirement is met.

3.6.2 Measuring Instruments

The measuring equipment is listed in the section 4 of this test report.

3.6.3 Test Result of Automatically Discontinue Transmission

While the EUT is not transmitting any information, the EUT can automatically discontinue transmission and become standby mode for power saving. The EUT can detect the controlling signal of ACK message transmitting from remote device and verify whether it shall resend or discontinue transmission.



3.7 Antenna Requirements

3.7.1 Standard Applicable

If transmitting antenna directional gain is greater than 6 dBi, both the peak transmit power and the peak power spectral density shall be reduced by the amount in dB that the directional gain of the antenna exceeds 6 dBi.

3.7.2 Antenna Anti-Replacement Construction

An embedded-in antenna design is used.

3.7.3 Antenna Gain

<CDD Modes >

FCC KDB 662911 D01 Multiple Transmitter Output v02r01

For CDD transmissions, directional gain is calculated as

Directional gain = GANT + Array Gain, where Array Gain is as follows.

For power spectral density (PSD) measurements on all devices,

Array Gain = 10 log(NANT/NSS=1) dB.

For power measurements on IEEE 802.11 devices,

Array Gain = 0 dB (i.e., no array gain) for NANT ≤ 4.

Directional gain may be calculated by using the formulas applicable to equal gain antennas with GANT set equal to the gain of the antenna having the highest gain;

The EUT supports CDD mode.

For power, the directional gain GANT is set equal to the antenna having the highest gain, i.e., F)2)f)i).

For PSD, the directional gain calculation is following F)2)f)ii) of KDB 662911 D01 v02r01.

The power and PSD limit should be modified if the directional gain of EUT is over 6 dBi,

The directional gain "DG" is calculated as following table.

<CDD Modes>						
	Ant. 1 (dBi)	Ant. 2 (dBi)	DG for Power (dBi)	DG for PSD (dBi)	Power Limit Reduction (dB)	PSD Limit Reduction (dB)
Band I	-3.00	-3.00	-3.00	0.01	0.00	0.00
Band II	-3.00	-3.00	-3.00	0.01	0.00	0.00
Band III	-3.00	-3.00	-3.00	0.01	0.00	0.00

Power limit reduction = Composite gain – 6dBi, (min = 0)

PSD limit reduction = Composite gain + PSD Array gain – 6dBi, (min = 0)



4 List of Measuring Equipment

Instrument	Manufacturer	Model No.	Serial No.	Characteristics	Calibration Date	Test Date	Due Date	Remark
Spectrum Analyzer	R&S	FSV40	101078	10Hz~40GHz	Apr. 17, 2020	Nov. 27, 2020	Apr. 16, 2021	Conducted (TH01-SZ)
Pulse Power Sensor	Anritsu	MA2411B	1207253	30MHz~40GHz	Dec. 24, 2019	Nov. 27, 2020	Dec. 23, 2020	Conducted (TH01-SZ)
Power Meter	Anritsu	ML2495A	1218010	50MHz Bandwidth	Dec. 24, 2019	Nov. 27, 2020	Dec. 23, 2020	Conducted (TH01-SZ)
EMI Test Receiver	R&S	ESR7	101404	9kHz~7GHz	Oct. 16, 2020	Dec. 24, 2020	Oct. 15, 2021	Radiation (03CH04-SZ)
EXA Spectrum Analyzer	KEYSIGHT	N9010A	MY55150213	10Hz~44GHz	Jul. 21, 2020	Dec. 24, 2020	Jul. 20, 2021	Radiation (03CH04-SZ)
Loop Antenna	R&S	HFH2-Z2	100354	9kHz~30MHz	Jun. 22, 2020	Dec. 24, 2020	Jun. 21, 2022	Radiation (03CH04-SZ)
Bilog Antenna	TeseQ	CBL6111D	41909	30MHz~1GHz	Nov. 07, 2020	Dec. 24, 2020	Nov. 06, 2021	Radiation (03CH04-SZ)
Double Ridge Horn Antenna	SCHWARZBECK	BBHA9120D	9120D-1474	1GHz~18GHz	May 23, 2020	Dec. 24, 2020	Mar. 22, 2021	Radiation (03CH04-SZ)
Horn Antenna	SCHWARZBECK	BBHA9170	9170#679	15GHz~40GHz	Jul. 26, 2020	Dec. 24, 2020	Jul. 25, 2021	Radiation (03CH04-SZ)
Amplifier	Burgeon	BPA-530	102211	0.01Hz~3000MHz	Oct. 16, 2020	Dec. 24, 2020	Oct. 15, 2021	Radiation (03CH04-SZ)
HF Amplifier	MITEQ	AMF-7D-00101800-30-10P-R	1943528	1GHz~18GHz	Oct. 17, 2020	Dec. 24, 2020	Oct. 16, 2021	Radiation (03CH04-SZ)
HF Amplifier	MITEQ	TTA1840-35-HG	1871923	18GHz~40GHz	Jul. 21, 2020	Dec. 24, 2020	Jul. 20, 2021	Radiation (03CH04-SZ)
Amplifier	Agilent Technologies	83017A	MY53270156	500MHz~26.5GHz	Oct. 17, 2020	Dec. 24, 2020	Oct. 16, 2021	Radiation (03CH04-SZ)
AC Power Source	Chroma	61601	N/A	N/A	NCR	Dec. 24, 2020	NCR	Radiation (03CH04-SZ)
Turn Table	EM	EM1000	N/A	0~360 degree	NCR	Dec. 24, 2020	NCR	Radiation (03CH04-SZ)
Antenna Mast	EM	EM1000	N/A	1 m~4 m	NCR	Dec. 24, 2020	NCR	Radiation (03CH04-SZ)
EMI Receiver	R&S	ESR7	101630	9kHz~7GHz;	Dec. 25, 2020	Dec. 02, 2020	Dec. 24, 2021	Conduction (CO01-SZ)
AC LISN	EMCO	3816/2 LISN	00103912	9kHz~30MHz	Dec. 25, 2020	Dec. 02, 2020	Dec 24, 2021	Conduction (CO01-SZ)
AC LISN (for auxiliary equipment)	EMCO	3816/2SH	00103892	9kHz~30MHz	Oct. 15, 2020	Dec. 02, 2020	Oct. 14, 2021	Conduction (CO01-SZ)
AC Power Source	Chroma	61602	616020000891	100Vac~250Vac	Jul. 21, 2020	Dec. 02, 2020	Jul. 20, 2021	Conduction (CO01-SZ)

NCR: No Calibration Required



5 Uncertainty of Evaluation

The measurement uncertainties shown below were calculated in accordance with the requirements of ANSI 63.10-2013. All the measurement uncertainty value were shown with a coverage K=2 to indicate 95% level of confidence. The measurement data show herein meets or exceeds the CISPR measurement uncertainty values specified in CISPR 16-4-2 and can be compared directly to specified limit to determine compliance.

Uncertainty of Conducted Emission Measurement (150kHz ~ 30MHz)

Measuring Uncertainty for a Level of Confidence of 95% (U = 2Uc(y))	2.7dB
---	-------

Uncertainty of Radiated Emission Measurement (30 MHz ~ 1000 MHz)

Measuring Uncertainty for a Level of Confidence of 95% (U = 2Uc(y))	5.0dB
---	-------

Uncertainty of Radiated Emission Measurement (1000 MHz ~ 18000 MHz)

Measuring Uncertainty for a Level of Confidence of 95% (U = 2Uc(y))	4.8dB
---	-------

Uncertainty of Radiated Emission Measurement (18000 MHz ~ 40000 MHz)

Measuring Uncertainty for a Level of Confidence of 95% (U = 2Uc(y))	5.1dB
---	-------



Appendix A. Conducted Test Results

Appendix A. Test Result of Conducted Test Items

Test Engineer:	Zhang Jiang	Temperature:	21~25	°C
Test Date:	2020/11/27	Relative Humidity:	51~54	%

TEST RESULTS DATA
26dB and 99% OBW

Band I													
Mod.	Data Rate	NTX	CH.	Freq. (MHz)	99% Bandwidth (MHz)		26 dB Bandwidth (MHz)		IC 99% Bandwidth Power Limit (dBm)		IC 99% Bandwidth EIRP Limit (dBm)		Note
					Ant 1	Ant 2	Ant 1	Ant 2	Ant 1	Ant 2	Ant 1	Ant 2	
11a	6Mbps	2	36	5180	16.43	16.38	20.88	20.73	-	-	22.14		
11a	6Mbps	2	44	5220	16.43	16.38	21.23	21.98	-	-	22.14		
11a	6Mbps	2	48	5240	16.43	16.38	21.03	23.23	-	-	22.14		
HT20	MCS0	2	36	5180	17.58	17.58	21.63	21.63	-	-	22.45		
HT20	MCS0	2	44	5220	17.53	17.58	21.83	21.63	-	-	22.44		
HT20	MCS0	2	48	5240	17.58	17.58	21.78	21.88	-	-	22.45		
HT40	MCS0	2	38	5190	36.16	36.16	40.73	40.64	-	-	23.01		
HT40	MCS0	2	46	5230	36.16	36.16	40.82	40.73	-	-	23.01		
VHT80	MCS0	2	42	5210	76.36	76.48	82.64	82.96	-	-	23.01		
VHT160	MCS0	2	50	5250	154.41	154.09	164.96	162.40	-	-	23.01		
HE20	MCS0	2	36	5180	18.88	18.93	22.63	22.63	-	-	22.76		
HE20	MCS0	2	44	5220	18.88	18.93	22.63	22.88	-	-	22.76		
HE20	MCS0	2	48	5240	18.88	18.88	22.38	22.83	-	-	22.76		
HE40	MCS0	2	38	5190	37.76	37.76	41.18	41.18	-	-	23.01		
HE40	MCS0	2	46	5230	37.76	37.86	41.27	41.36	-	-	23.01		
HE80	MCS0	2	42	5210	78.04	78.16	82.16	82.32	-	-	23.01		
HE160	MCS0	2	50	5250	156.00	156.00	161.76	162.08	-	-	23.01		

TEST RESULTS DATA
Average Power Table

FCC Band I															
Mod.	Data Rate	NTX	CH.	RU Config	Freq. (MHz)	Duty Factor (dB)		Average Conducted Power (dBm)			FCC Conducted Power Limit (dBm)		DG (dBi)		Pass/Fail
						Ant 1	Ant 2	Ant 1	Ant 2	SUM	Ant 1	Ant 2	Ant 1	Ant 2	
11a	6Mbps	2	36	Full	5180	0.06	0.06	17.70	17.61	20.67	24.00			Pass	
11a	6Mbps	2	44	Full	5220	0.06	0.06	17.52	17.68	20.61	24.00			Pass	
11a	6Mbps	2	48	Full	5240	0.06	0.06	17.48	17.70	20.60	24.00			Pass	
HT20	MCS0	2	36	Full	5180	0.00	0.00	16.73	16.48	19.62	24.00			Pass	
HT20	MCS0	2	44	Full	5220	0.00	0.00	16.53	16.84	19.70	24.00			Pass	
HT20	MCS0	2	48	Full	5240	0.00	0.00	16.42	16.74	19.59	24.00			Pass	
HT40	MCS0	2	38	Full	5190	0.00	0.00	16.69	16.42	19.57	24.00			Pass	
HT40	MCS0	2	46	Full	5230	0.00	0.00	16.48	16.68	19.59	24.00			Pass	
VHT20	MCS0	2	36	Full	5180	0.00	0.00	16.72	16.43	19.59	24.00			Pass	
VHT20	MCS0	2	44	Full	5220	0.00	0.00	16.48	16.81	19.66	24.00			Pass	
VHT20	MCS0	2	48	Full	5240	0.00	0.00	16.35	16.73	19.55	24.00			Pass	
VHT40	MCS0	2	38	Full	5190	0.00	0.00	16.55	16.37	19.47	24.00			Pass	
VHT40	MCS0	2	46	Full	5230	0.00	0.00	16.35	16.63	19.50	24.00			Pass	
VHT80	MCS0	2	42	Full	5210	0.00	0.00	17.36	17.35	20.37	24.00			Pass	
VHT160	MCS0	2	50	Full	5250	0.00	0.00	18.30	17.25	20.82	24.00			Pass	
HE20	MCS0	2	36	Full	5180	0.00	0.00	16.72	16.47	19.61	24.00			Pass	
				26/0		0.00	0.00	8.20	6.30	10.36	24.00			Pass	
				52/37		0.00	0.00	12.42	11.24	14.88	24.00			Pass	
				106/53		0.00	0.00	14.52	13.57	17.08	24.00			Pass	
			44	Full	5220	0.00	0.00	16.52	16.75	19.65	24.00			Pass	
			48	Full	5240	0.00	0.00	16.45	16.64	19.56	24.00			Pass	
				26/8		0.00	0.00	8.84	6.53	10.85	24.00			Pass	
				52/40		0.00	0.00	12.30	11.57	14.96	24.00			Pass	
106/54	0.00	0.00		14.44		13.55	17.03	24.00			Pass				
HE40	MCS0	2	38	Full	5190	0.00	0.00	16.73	16.48	19.62	24.00			Pass	
				242/61		0.00	0.00	14.67	13.78	17.26	24.00			Pass	
			46	Full	5230	0.00	0.00	16.53	16.75	19.65	24.00			Pass	
				242/62		0.00	0.00	15.56	14.82	18.22	24.00			Pass	
HE80	MCS0	2	42	Full	5210	0.00	0.00	17.45	17.54	20.51	24.00			Pass	
				484/65		0.00	0.00	15.94	14.74	18.39	24.00			Pass	
				484/66		0.00	0.00	15.83	14.78	18.35	24.00			Pass	
HE160	MCS0	2	50	Full	5250	0.00	0.00	18.51	17.40	21.00	24.00			Pass	
				996/67		0.00	0.00	14.84	13.75	17.34	24.00			Pass	

TEST RESULTS DATA
Power Spectral Density

FCC Band I															
Mod.	Data Rate	NTX	CH.	RU Config	Freq. (MHz)	Duty Factor (dB)		Average Power Density (dBm/MHz)			Average PSD Limit (dBm/MHz)		DG (dBi)		Pass /Fail
						Ant 1	Ant 2	Ant 1	Ant 2	SUM	Ant 1	Ant 2	Ant 1	Ant 2	
11a	6Mbps	2	36	Full	5180	0.06	0.06			9.80	11.00	0.01			Pass
11a	6Mbps	2	44	Full	5220	0.06	0.06			9.75	11.00	0.01			Pass
11a	6Mbps	2	48	Full	5240	0.06	0.06			9.82	11.00	0.01			Pass
HT20	MCS0	2	36	Full	5180	0.00	0.00			8.47	11.00	0.01			Pass
HT20	MCS0	2	44	Full	5220	0.00	0.00			8.64	11.00	0.01			Pass
HT20	MCS0	2	48	Full	5240	0.00	0.00			8.38	11.00	0.01			Pass
HT40	MCS0	2	38	Full	5190	0.00	0.00			5.39	11.00	0.01			Pass
HT40	MCS0	2	46	Full	5230	0.00	0.00			5.40	11.00	0.01			Pass
VHT80	MCS0	2	42	Full	5210	0.00	0.00			3.08	11.00	0.01			Pass
VHT160	MCS0	2	50	Full	5250	0.00	0.00			-1.28	11.00	0.01			Pass
HE20	MCS0	2	36	Full	5180	0.00	0.00			8.29	11.00	0.01			Pass
				26/0		0.00	0.00			6.47	11.00	0.01			Pass
				52/37		0.00	0.00			8.28	11.00	0.01			Pass
				106/53		0.00	0.00			7.58	11.00	0.01			Pass
HE20	MCS0	2	44	Full	5220	0.00	0.00			8.33	11.00	0.01			Pass
HE20	MCS0	2	48	Full	5240	0.00	0.00			8.29	11.00	0.01			Pass
				26/8		0.00	0.00			7.02	11.00	0.01			Pass
				52/40		0.00	0.00			8.25	11.00	0.01			Pass
				106/54		0.00	0.00			7.43	11.00	0.01			Pass
HE40	MCS0	2	38	Full	5190	0.00	0.00			5.11	11.00	0.01			Pass
				242/61		0.00	0.00			4.06	11.00	0.01			Pass
HE40	MCS0	2	46	Full	5230	0.00	0.00			5.20	11.00	0.01			Pass
				242/62		0.00	0.00			5.10	11.00	0.01			Pass
HE80	MCS0	2	42	Full	5210	0.00	0.00			3.05	11.00	0.01			Pass
				484/65		0.00	0.00			2.24	11.00	0.01			Pass
				484/66		0.00	0.00			2.37	11.00	0.01			Pass
HE160	MCS0	2	50	Full	5250	0.00	0.00			-1.19	11.00	0.01			Pass
				996/67		0.00	0.00			-2.08	11.00	0.01			Pass

TEST RESULTS DATA
26dB and 99% OBW

Band II															
Mod.	Data Rate	NTX	CH.	Freq. (MHz)	99% Bandwidth (MHz)		26 dB Bandwidth (MHz)		IC 99% Bandwidth Power Limit (dBm)		IC 99% Bandwidth EIRP Limit (dBm)		FCC 26dB Bandwidth Power Limit (dBm)		Note
					Ant 1	Ant 2	Ant 1	Ant 2	Ant 1	Ant 2	Ant 1	Ant 2	Ant 1	Ant 2	
11a	6Mbps	2	52	5260	16.43	16.38	21.33	22.58	23.14		29.14		23.98		
11a	6Mbps	2	60	5300	16.43	16.38	21.13	21.88	23.14		29.14		23.98		
11a	6Mbps	2	64	5320	16.43	16.38	21.43	21.98	23.14		29.14		23.98		
HT20	MCS0	2	52	5260	17.53	17.58	21.93	21.68	23.44		29.44		23.98		
HT20	MCS0	2	60	5300	17.58	17.63	21.98	24.58	23.45		29.45		23.98		
HT20	MCS0	2	64	5320	17.58	17.58	22.18	25.87	23.45		29.45		23.98		
HT40	MCS0	2	54	5270	36.16	36.16	40.64	40.73	23.98		30.00		23.98		
HT40	MCS0	2	62	5310	36.16	36.36	41.09	42.53	23.98		30.00		23.98		
VHT80	MCS0	2	58	5290	76.48	76.48	82.64	83.76	23.98		30.00		23.98		
HE20	MCS0	2	52	5260	18.88	18.98	22.53	23.08	23.76		29.76		23.98		
HE20	MCS0	2	60	5300	18.88	18.98	23.28	23.28	23.76		29.76		23.98		
HE20	MCS0	2	64	5320	18.88	18.98	23.03	23.43	23.76		29.76		23.98		
HE40	MCS0	2	54	5270	37.96	37.96	41.54	41.27	23.98		30.00		23.98		
HE40	MCS0	2	62	5310	37.86	37.96	41.63	41.81	23.98		30.00		23.98		
HE80	MCS0	2	58	5290	77.92	78.16	82.16	82.32	23.98		30.00		23.98		

TEST RESULTS DATA
Average Power Table

FCC Band II																
Mod.	Data Rate	NTX	CH.	RU Config	Freq. (MHz)	Duty Factor (dB)		Average Conducted Power (dBm)			FCC Conducted Power Limit (dBm)		DG (dBi)		EIRP Power Limit (dBm)	Pass/Fail
						Ant 1	Ant 2	Ant 1	Ant 2	SUM	Ant 1	Ant 2	Ant 1	Ant 2		
11a	6Mbps	2	52	Full	5260	0.06	0.06	17.57	17.54	20.57	23.98		-3.00	26.99	Pass	
11a	6Mbps	2	60	Full	5300	0.06	0.06	17.44	17.22	20.34	23.98		-3.00	26.99	Pass	
11a	6Mbps	2	64	Full	5320	0.06	0.06	17.58	17.12	20.37	23.98		-3.00	26.99	Pass	
HT20	MCS0	2	52	Full	5260	0.00	0.00	16.49	16.56	19.54	23.98		-3.00	26.99	Pass	
HT20	MCS0	2	60	Full	5300	0.00	0.00	17.25	17.10	20.19	23.98		-3.00	26.99	Pass	
HT20	MCS0	2	64	Full	5320	0.00	0.00	17.43	17.03	20.24	23.98		-3.00	26.99	Pass	
HT40	MCS0	2	54	Full	5270	0.00	0.00	16.42	16.38	19.41	23.98		-3.00	26.99	Pass	
HT40	MCS0	2	62	Full	5310	0.00	0.00	17.38	17.11	20.26	23.98		-3.00	26.99	Pass	
VHT20	MCS0	2	52	Full	5260	0.00	0.00	16.46	16.52	19.50	23.98		-3.00	26.99	Pass	
VHT20	MCS0	2	60	Full	5300	0.00	0.00	17.21	17.06	20.15	23.98		-3.00	26.99	Pass	
VHT20	MCS0	2	64	Full	5320	0.00	0.00	17.41	17.02	20.23	23.98		-3.00	26.99	Pass	
VHT40	MCS0	2	54	Full	5270	0.00	0.00	16.32	16.35	19.35	23.98		-3.00	26.99	Pass	
VHT40	MCS0	2	62	Full	5310	0.00	0.00	17.25	17.03	20.15	23.98		-3.00	26.99	Pass	
VHT80	MCS0	2	58	Full	5290	0.00	0.00	17.32	17.17	20.26	23.98		-3.00	26.99	Pass	
HE20	MCS0	2	52	Full	5260	0.00	0.00	16.48	16.52	19.51	23.98		-3.00	26.99	Pass	
				26/0		0.00	0.00	9.05	7.02	11.16	23.98		-3.00	26.99	Pass	
				52/37		0.00	0.00	12.37	11.34	14.90	23.98		-3.00	26.99	Pass	
				106/53		0.00	0.00	14.57	13.75	17.19	23.98		-3.00	26.99	Pass	
			60	Full	5300	0.00	0.00	17.24	17.02	20.14	23.98		-3.00	26.99	Pass	
				26/8		0.00	0.00	17.54	16.99	20.28	23.98		-3.00	26.99	Pass	
				52/40		0.00	0.00	12.37	11.36	14.90	23.98		-3.00	26.99	Pass	
				106/54		0.00	0.00	15.56	14.65	18.14	23.98		-3.00	26.99	Pass	
HE40	MCS0	2	54	Full	5270	0.00	0.00	17.40	17.33	20.38	23.98		-3.00	26.99	Pass	
				242/61		0.00	0.00	15.62	15.12	18.39	23.98		-3.00	26.99	Pass	
			62	Full	5310	0.00	0.00	17.32	17.14	20.24	23.98		-3.00	26.99	Pass	
				242/62		0.00	0.00	15.56	15.00	18.30	23.98		-3.00	26.99	Pass	
HE80	MCS0	2	58	Full	5290	0.00	0.00	17.42	17.35	20.40	23.98		-3.00	26.99	Pass	
				484/65		0.00	0.00	15.80	15.13	18.49	23.98		-3.00	26.99	Pass	
				484/66		0.00	0.00	15.70	15.03	18.39	23.98		-3.00	26.99	Pass	
						0.00	0.00	15.70	15.03	18.39	23.98		-3.00	26.99	Pass	

TEST RESULTS DATA
Power Spectral Density

Band II															
Mod.	Data Rate	NTX	CH.	RU Config	Freq. (MHz)	Duty Factor (dB)		Average Power Density (dBm/MHz)			Average PSD Limit (dBm/MHz)		DG (dBi)		Pass /Fail
						Ant 1	Ant 2	Ant 1	Ant 2	SUM	Ant 1	Ant 2	Ant 1	Ant 2	
11a	6Mbps	2	52	Full	5260	0.06	0.06			9.83	11.00	0.01			Pass
11a	6Mbps	2	60	Full	5300	0.06	0.06			9.57	11.00	0.01			Pass
11a	6Mbps	2	64	Full	5320	0.06	0.06			9.53	11.00	0.01			Pass
HT20	MCS0	2	52	Full	5260	0.00	0.00			8.37	11.00	0.01			Pass
HT20	MCS0	2	60	Full	5300	0.00	0.00			9.24	11.00	0.01			Pass
HT20	MCS0	2	64	Full	5320	0.00	0.00			9.13	11.00	0.01			Pass
HT40	MCS0	2	54	Full	5270	0.00	0.00			5.19	11.00	0.01			Pass
HT40	MCS0	2	62	Full	5310	0.00	0.00			6.27	11.00	0.01			Pass
VHT80	MCS0	2	58	Full	5290	0.00	0.00			3.09	11.00	0.01			Pass
HE20	MCS0	2	52	Full	5260	0.00	0.00			8.27	11.00	0.01			Pass
				26/0		0.00	0.00	7.43	11.00	0.01			Pass		
				52/37		0.00	0.00	8.19	11.00	0.01			Pass		
				106/53		0.00	0.00	7.59	11.00	0.01			Pass		
HE20	MCS0	2	60	Full	5300	0.00	0.00			9.04	11.00	0.01			Pass
HE20	MCS0	2	64	Full	5320	0.00	0.00			8.94	11.00	0.01			Pass
				26/8		0.00	0.00	7.20	11.00	0.01			Pass		
				52/40		0.00	0.00	8.29	11.00	0.01			Pass		
				106/54		0.00	0.00	8.77	11.00	0.01			Pass		
HE40	MCS0	2	54	Full	5270	0.00	0.00			6.14	11.00	0.01			Pass
				242/61		0.00	0.00	5.25	11.00	0.01			Pass		
HE40	MCS0	2	62	Full	5310	0.00	0.00			6.10	11.00	0.01			Pass
				242/62		0.00	0.00	5.48	11.00	0.01			Pass		
HE80	MCS0	2	58	Full	5290	0.00	0.00			3.32	11.00	0.01			Pass
				484/65		0.00	0.00	2.43	11.00	0.01			Pass		
				484/66		0.00	0.00	2.43	11.00	0.01			Pass		

TEST RESULTS DATA
26dB and 99% OBW

Band III															
Mod.	Data Rate	NTX	CH.	Freq. (MHz)	99% Bandwidth (MHz)		26 dB Bandwidth (MHz)		IC 99% Bandwidth Power Limit (dBm)		IC 99% Bandwidth EIRP Limit (dBm)		FCC 26dB Bandwidth Power Limit (dBm)		Note
					Ant 1	Ant 2	Ant 1	Ant 2	Ant 1	Ant 2	Ant 1	Ant 2	Ant 1	Ant 2	
11a	6Mbps	2	100	5500	16.43	16.43	21.48	24.78	23.16		29.16		23.98		
11a	6Mbps	2	116	5580	16.43	16.38	21.23	23.48	23.14		29.14		23.98		
11a	6Mbps	2	140	5700	16.48	16.48	22.93	27.17	23.17		29.17		23.98		
11a	6Mbps	2	144	5720	16.43	16.38	21.33	23.38	23.14		29.14		23.98		
HT20	MCS0	2	100	5500	17.58	17.63	22.43	26.07	23.45		29.45		23.98		
HT20	MCS0	2	116	5580	17.58	17.68	23.98	24.83	23.45		29.45		23.98		
HT20	MCS0	2	140	5700	17.58	17.63	22.73	22.98	23.45		29.45		23.98		
HT20	MCS0	2	144	5720	17.58	17.63	22.58	24.38	23.45		29.45		23.98		
HT40	MCS0	2	102	5510	36.26	36.46	41.00	42.71	23.98		30.00		23.98		
HT40	MCS0	2	110	5550	36.16	36.36	41.18	44.96	23.98		30.00		23.98		
HT40	MCS0	2	134	5670	36.16	36.26	41.09	40.46	23.98		30.00		23.98		
HT40	MCS0	2	142	5710	36.16	36.36	40.91	41.18	23.98		30.00		23.98		
VHT80	MCS0	2	106	5530	76.48	76.48	83.60	85.51	23.98		30.00		23.98		
VHT80	MCS0	2	122	5610	76.48	76.48	82.96	84.56	23.98		30.00		23.98		
VHT80	MCS0	2	138	5690	76.48	76.36	83.60	82.80	23.98		30.00		23.98		
VHT160	MCS0	2	114	5570	154.09	154.41	163.04	161.76	23.98		30.00		23.98		
HE20	MCS0	2	100	5500	18.93	19.03	22.73	24.13	23.77		29.77		23.98		
HE20	MCS0	2	116	5580	18.93	18.98	23.38	22.78	23.77		29.77		23.98		
HE20	MCS0	2	140	5700	18.93	18.98	23.48	24.33	23.77		29.77		23.98		
HE20	MCS0	2	144	5720	18.93	18.98	22.88	23.48	23.77		29.77		23.98		
HE40	MCS0	2	102	5510	37.96	38.06	41.27	41.72	23.98		30.00		23.98		
HE40	MCS0	2	110	5550	37.76	37.96	41.36	41.81	23.98		30.00		23.98		
HE40	MCS0	2	134	5670	37.86	37.96	41.18	41.36	23.98		30.00		23.98		
HE40	MCS0	2	142	5710	37.76	37.86	41.45	41.81	23.98		30.00		23.98		
HE80	MCS0	2	106	5530	78.04	78.16	82.96	82.32	23.98		30.00		23.98		
HE80	MCS0	2	122	5610	78.16	78.16	82.80	82.96	23.98		30.00		23.98		
HE80	MCS0	2	138	5690	78.04	78.04	82.80	82.64	23.98		30.00		23.98		
HE160	MCS0	2	114	5570	156.00	155.68	165.28	163.68	23.98		30.00		23.98		

TEST RESULTS DATA
Average Power Table

FCC Band III																
Mod.	Data Rate	NTX	CH.	RU Config	Freq. (MHz)	Duty Factor (dB)		Average Conducted Power (dBm)			FCC Conducted Power Limit (dBm)		DG (dBi)		EIRP Power Limit (dBm)	Pass/Fail
						Ant 1	Ant 2	Ant 1	Ant 2	SUM	Ant 1	Ant 2	Ant 1	Ant 2		
11a	6Mbps	2	100	Full	5500	0.06	0.06	17.48	16.62	20.08	23.98		-3.00	26.99	Pass	
11a	6Mbps	2	116	Full	5580	0.06	0.06	17.38	16.69	20.06	23.98		-3.00	26.99	Pass	
11a	6Mbps	2	140	Full	5700	0.06	0.06	16.99	16.98	20.00	23.98		-3.00	26.99	Pass	
11a	6Mbps	2	144	Full	5720	0.06	0.06	17.00	16.99	20.01	23.98		-3.00	26.99	Pass	
HT20	MCS0	2	100	Full	5500	0.00	0.00	17.52	16.71	20.14	23.98		-3.00	26.99	Pass	
HT20	MCS0	2	116	Full	5580	0.00	0.00	17.44	16.74	20.11	23.98		-3.00	26.99	Pass	
HT20	MCS0	2	140	Full	5700	0.00	0.00	17.01	17.08	20.06	23.98		-3.00	26.99	Pass	
HT20	MCS0	2	144	Full	5720	0.00	0.00	16.99	17.06	20.04	23.98		-3.00	26.99	Pass	
HT40	MCS0	2	102	Full	5510	0.00	0.00	17.44	16.57	20.04	23.98		-3.00	26.99	Pass	
HT40	MCS0	2	110	Full	5550	0.00	0.00	17.32	16.65	20.01	23.98		-3.00	26.99	Pass	
HT40	MCS0	2	134	Full	5670	0.00	0.00	17.13	16.92	20.04	23.98		-3.00	26.99	Pass	
HT40	MCS0	2	142	Full	5710	0.00	0.00	16.98	17.12	20.06	23.98		-3.00	26.99	Pass	
VHT20	MCS0	2	100	Full	5500	0.00	0.00	17.46	16.68	20.10	23.98		-3.00	26.99	Pass	
VHT20	MCS0	2	116	Full	5580	0.00	0.00	17.42	16.71	20.09	23.98		-3.00	26.99	Pass	
VHT20	MCS0	2	140	Full	5700	0.00	0.00	16.97	17.07	20.03	23.98		-3.00	26.99	Pass	
VHT20	MCS0	2	144	Full	5720	0.00	0.00	16.96	17.04	20.01	23.98		-3.00	26.99	Pass	
VHT40	MCS0	2	102	Full	5510	0.00	0.00	17.43	16.55	20.02	23.98		-3.00	26.99	Pass	
VHT40	MCS0	2	110	Full	5550	0.00	0.00	17.32	16.63	20.00	23.98		-3.00	26.99	Pass	
VHT40	MCS0	2	134	Full	5670	0.00	0.00	17.12	16.89	20.02	23.98		-3.00	26.99	Pass	
VHT40	MCS0	2	142	Full	5710	0.00	0.00	16.97	17.09	20.04	23.98		-3.00	26.99	Pass	
VHT80	MCS0	2	106	Full	5530	0.00	0.00	17.39	16.58	20.01	23.98		-3.00	26.99	Pass	
VHT80	MCS0	2	122	Full	5610	0.00	0.00	17.22	16.78	20.02	23.98		-3.00	26.99	Pass	
VHT80	MCS0	2	138	Full	5690	0.00	0.00	17.12	17.02	20.08	23.98		-3.00	26.99	Pass	
VHT160	MCS0	2	114	Full	5570	0.00	0.00	18.21	16.78	20.56	23.98		-3.00	26.99	Pass	
HE20	MCS0	2	100	Full	5500	0.00	0.00	17.44	16.52	20.01	23.98		-3.00	26.99	Pass	
				26/0		0.00	0.00	10.25	9.03	12.69	23.98		-3.00	26.99	Pass	
				52/37		0.00	0.00	12.34	11.14	14.79	23.98		-3.00	26.99	Pass	
				106/53		0.00	0.00	15.62	14.40	18.06	23.98		-3.00	26.99	Pass	
			116	Full	5580	0.00	0.00	17.52	16.81	20.19	23.98		-3.00	26.99	Pass	
			140	Full	5700	0.00	0.00	17.12	17.08	20.11	23.98		-3.00	26.99	Pass	
				26/8		0.00	0.00	9.97	9.14	12.59	23.98		-3.00	26.99	Pass	
				52/40		0.00	0.00	11.94	11.24	14.61	23.98		-3.00	26.99	Pass	
				106/54		0.00	0.00	15.15	14.65	17.92	23.98		-3.00	26.99	Pass	
			144	Full	5720	0.00	0.00	17.12	17.04	20.09	23.98		-3.00	26.99	Pass	
				26/8		0.00	0.00	9.93	9.35	12.66	23.98		-3.00	26.99	Pass	
				52/40		0.00	0.00	12.02	11.60	14.83	23.98		-3.00	26.99	Pass	
106/54	0.00	0.00		15.04		14.73	17.90	23.98		-3.00	26.99	Pass				
HE40	MCS0	2	102	Full	5510	0.00	0.00	17.47	16.61	20.07	23.98		-3.00	26.99	Pass	
				242/61		0.00	0.00	15.83	14.46	18.21	23.98		-3.00	26.99	Pass	
			110	Full	5550	0.00	0.00	17.32	16.65	20.01	23.98		-3.00	26.99	Pass	
			134	Full	5670	0.00	0.00	17.25	17.05	20.16	23.98		-3.00	26.99	Pass	
				242/62		0.00	0.00	16.20	14.66	18.51	23.98		-3.00	26.99	Pass	
			142	Full	5710	0.00	0.00	17.09	17.19	20.15	23.98		-3.00	26.99	Pass	
	242/62	0.00	0.00	15.42	14.25	17.88	23.98		-3.00	26.99	Pass					
HE80	MCS0	2	106	Full	5530	0.00	0.00	17.47	16.72	20.12	23.98		-3.00	26.99	Pass	
				484/65		0.00	0.00	16.12	15.62	18.89	23.98		-3.00	26.99	Pass	
			122	Full	5610	0.00	0.00	17.32	16.96	20.15	23.98		-3.00	26.99	Pass	
			484/66	0.00		0.00	16.36	15.04	18.76	23.98		-3.00	26.99	Pass		
			138	Full	5690	0.00	0.00	17.12	17.04	20.09	23.98		-3.00	26.99	Pass	
				484/66		0.00	0.00	15.55	14.74	18.17	23.98		-3.00	26.99	Pass	
HE160	MCS0	2	114	Full	5570	0.00	0.00	19.19	17.64	21.49	23.98		-3.00	26.99	Pass	
				996/67		0.00	0.00	14.87	13.25	17.15	23.98		-3.00	26.99	Pass	

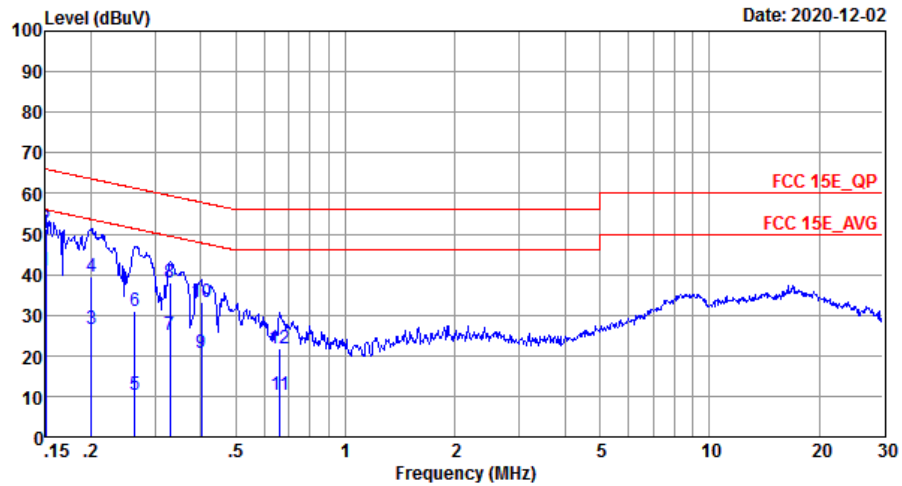
TEST RESULTS DATA
Power Spectral Density

Band III															
Mod.	Data Rate	NTX	CH.		Freq. (MHz)	Duty Factor (dB)		Average Power Density (dBm/MHz)			Average PSD Limit (dBm/MHz)		DG (dBi)		Pass /Fail
						Ant 1	Ant 2	Ant 1	Ant 2	SUM	Ant 1	Ant 2	Ant 1	Ant 2	
11a	6Mbps	2	100	Full	5500	0.06	0.06			9.40	11.00	0.01			Pass
11a	6Mbps	2	116	Full	5580	0.06	0.06			9.25	11.00	0.01			Pass
11a	6Mbps	2	140	Full	5700	0.06	0.06			9.31	11.00	0.01			Pass
11a	6Mbps	2	144	Full	5720	0.06	0.06			9.23	11.00	0.01			Pass
HT20	MCS0	2	100	Full	5500	0.00	0.00			9.13	11.00	0.01			Pass
HT20	MCS0	2	116	Full	5580	0.00	0.00			9.06	11.00	0.01			Pass
HT20	MCS0	2	140	Full	5700	0.00	0.00			8.99	11.00	0.01			Pass
HT20	MCS0	2	144	Full	5720	0.00	0.00			8.92	11.00	0.01			Pass
HT40	MCS0	2	102	Full	5510	0.00	0.00			6.40	11.00	0.01			Pass
HT40	MCS0	2	110	Full	5550	0.00	0.00			6.26	11.00	0.01			Pass
HT40	MCS0	2	134	Full	5670	0.00	0.00			5.89	11.00	0.01			Pass
HT40	MCS0	2	142	Full	5710	0.00	0.00			6.39	11.00	0.01			Pass
VHT80	MCS0	2	106	Full	5530	0.00	0.00			3.13	11.00	0.01			Pass
VHT80	MCS0	2	122	Full	5610	0.00	0.00			2.81	11.00	0.01			Pass
VHT80	MCS0	2	138	Full	5690	0.00	0.00			2.85	11.00	0.01			Pass
VHT160	MCS0	2	114	Full	5570	0.00	0.00			-1.00	11.00	0.01			Pass
HE20	MCS0	2	100	Full	5500	0.00	0.00			9.05	11.00	0.01			Pass
				26/0		0.00	0.00			8.64	11.00	0.01			Pass
				52/37		0.00	0.00			8.13	11.00	0.01			Pass
				106/53		0.00	0.00			8.70	11.00	0.01			Pass
HE20	MCS0	2	116	Full	5580	0.00	0.00			8.89	11.00	0.01			Pass
HE20	MCS0	2	140	Full	5700	0.00	0.00			8.72	11.00	0.01			Pass
				26/8		0.00	0.00			8.71	11.00	0.01			Pass
				52/40		0.00	0.00			8.13	11.00	0.01			Pass
				106/54		0.00	0.00			8.68	11.00	0.01			Pass
HE20	MCS0	2	144	Full	5720	0.00	0.00			8.79	11.00	0.01			Pass
				26/8		0.00	0.00			8.77	11.00	0.01			Pass
				52/40		0.00	0.00			8.18	11.00	0.01			Pass
				106/54		0.00	0.00			8.72	11.00	0.01			Pass
HE40	MCS0	2	102	Full	5510	0.00	0.00			6.14	11.00	0.01			Pass
				242/61		0.00	0.00			5.40	11.00	0.01			Pass
HE40	MCS0	2	110	Full	5550	0.00	0.00			6.11	11.00	0.01			Pass
				242/62		0.00	0.00			5.57	11.00	0.01			Pass
HE40	MCS0	2	134	Full	5670	0.00	0.00			5.54	11.00	0.01			Pass
				242/62		0.00	0.00			5.54	11.00	0.01			Pass
HE40	MCS0	2	142	Full	5710	0.00	0.00			5.94	11.00	0.01			Pass
				242/62		0.00	0.00			5.02	11.00	0.01			Pass
HE80	MCS0	2	106	Full	5530	0.00	0.00			3.42	11.00	0.01			Pass
				484/65		0.00	0.00			2.91	11.00	0.01			Pass
HE80	MCS0	2	122	Full	5610	0.00	0.00			2.75	11.00	0.01			Pass
				484/66		0.00	0.00			2.72	11.00	0.01			Pass
HE80	MCS0	2	138	Full	5690	0.00	0.00			2.91	11.00	0.01			Pass
				484/66		0.00	0.00			2.14	11.00	0.01			Pass
HE160	MCS0	2	114	Full	5570	0.00	0.00			-1.86	11.00	0.01			Pass
				996/67		0.00	0.00			-2.13	11.00	0.01			Pass



Appendix B. AC Conducted Emission Test Results

Test Engineer :	Xie YuQiang	Temperature :	22~25°C
		Relative Humidity :	50~55%
Test Voltage :	120Vac / 60Hz	Phase :	Line
Remark :	All emissions not reported here are more than 10 dB below the prescribed limit.		

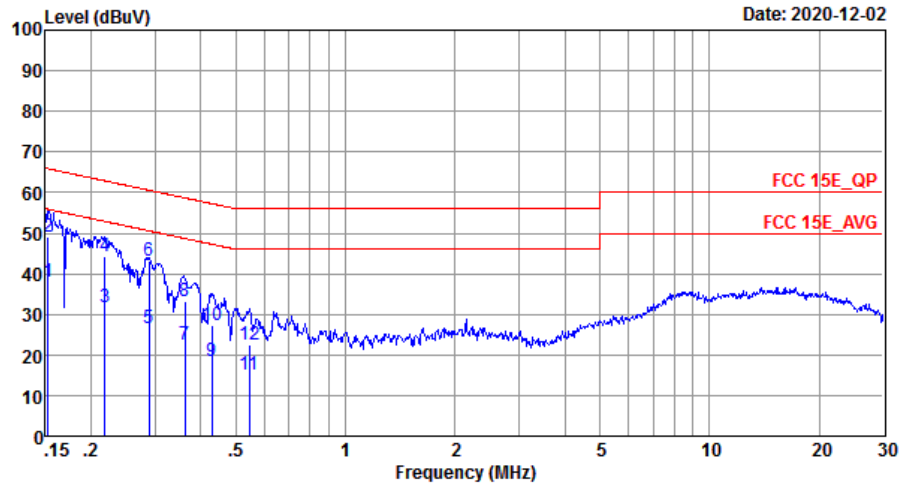


Site : CO01-SZ
 Condition: FCC 15E_QP LISN_20200719_L LINE

	Freq	Level	Over Limit	Limit Line	Read Level	LISN Factor	Cable Loss	Remark
	MHz	dBuV	dB	dBuV	dBuV	dB	dB	
1	0.15	41.14	-14.86	56.00	31.10	0.03	10.01	Average
2 *	0.15	51.34	-14.66	66.00	41.30	0.03	10.01	QP
3	0.20	26.54	-27.04	53.58	16.50	0.03	10.01	Average
4	0.20	39.54	-24.04	63.58	29.50	0.03	10.01	QP
5	0.26	10.34	-40.95	51.29	0.30	0.03	10.01	Average
6	0.26	31.04	-30.25	61.29	21.00	0.03	10.01	QP
7	0.33	25.04	-24.40	49.44	15.00	0.03	10.01	Average
8	0.33	37.94	-21.50	59.44	27.90	0.03	10.01	QP
9	0.40	20.54	-27.27	47.81	10.50	0.03	10.01	Average
10	0.40	33.04	-24.77	57.81	23.00	0.03	10.01	QP
11	0.66	10.29	-35.71	46.00	0.20	0.02	10.07	Average
12	0.66	21.59	-34.41	56.00	11.50	0.02	10.07	QP



Test Engineer :	Xie YuQiang	Temperature :	22~25°C
		Relative Humidity :	50~55%
Test Voltage :	120Vac / 60Hz	Phase :	Neutral
Remark :	All emissions not reported here are more than 10 dB below the prescribed limit.		



Site : CO01-SZ
 Condition: FCC 15E_QP LISN_20200719_N NEUTRAL

	Freq	Level	Over	Limit	Read	LISN	Cable	
	MHz	dBuV	Limit	Line	Level	Factor	Loss	Remark
			dB	dBuV	dBuV	dB	dB	
1	0.15	38.04	-17.83	55.87	28.00	0.03	10.01	Average
2 *	0.15	49.24	-16.63	65.87	39.20	0.03	10.01	QP
3	0.22	31.74	-21.14	52.88	21.70	0.03	10.01	Average
4	0.22	44.44	-18.44	62.88	34.40	0.03	10.01	QP
5	0.29	26.54	-24.00	50.54	16.50	0.03	10.01	Average
6	0.29	43.34	-17.20	60.54	33.30	0.03	10.01	QP
7	0.36	22.53	-26.16	48.69	12.50	0.02	10.01	Average
8	0.36	33.23	-25.46	58.69	23.20	0.02	10.01	QP
9	0.43	18.45	-28.79	47.24	8.40	0.02	10.03	Average
10	0.43	27.45	-29.79	57.24	17.40	0.02	10.03	QP
11	0.54	15.28	-30.72	46.00	5.20	0.02	10.06	Average
12	0.54	22.38	-33.62	56.00	12.30	0.02	10.06	QP

Note:

- Level(dBμV) = Read Level(dBμV) + LISN Factor(dB) + Cable Loss(dB)
- Over Limit(dB) = Level(dBμV) – Limit Line(dBμV)



Appendix C. Radiated Spurious Emission

Band 1 - 5150~5250MHz WIFI 802.11a (Band Edge @ 3m)

WIFI Ant.	Note	Frequency	Level	Over Limit	Limit Line	Read Level	Antenna Factor	Cable Loss	Preamp Factor	Ant Pos	Table Pos	Peak Avg.	Pol.
1+2		(MHz)	(dBμV/m)	(dB)	(dBμV/m)	(dBμV)	(dB/m)	(dB)	(dB)	(cm)	(deg)	(P/A)	(H/V)
802.11a CH 36 5180MHz		5076.7	48.26	-25.74	74	41.7	31.65	8.43	33.52	306	159	P	H
		5024.7	40.77	-13.23	54	34.44	31.55	8.29	33.51	306	159	A	H
		5180	102.59	-	-	95.69	31.86	8.58	33.54	306	159	P	H
		5180	97.41	-	-	90.51	31.86	8.58	33.54	306	159	A	H
		5029.12	49.9	-24.1	74	43.56	31.56	8.29	33.51	280	100	P	V
		5023.66	42.71	-11.29	54	36.38	31.55	8.29	33.51	280	100	A	V
		5180	107.77	-	-	100.87	31.86	8.58	33.54	280	100	P	V
		5180	100.52	-	-	93.62	31.86	8.58	33.54	280	100	A	V
802.11a CH 44 5220MHz		5066.82	48.44	-25.56	74	41.96	31.63	8.36	33.51	375	177	P	H
		5069.94	40.78	-13.22	54	34.3	31.64	8.36	33.52	375	177	A	H
		5220	105.88	-	-	98.9	31.87	8.65	33.54	375	177	P	H
		5220	99.54	-	-	92.56	31.87	8.65	33.54	375	177	A	H
		5444.4	46.9	-27.1	74	39.08	31.73	9.68	33.59	375	177	P	H
		5458.32	38.17	-15.83	54	30.31	31.77	9.68	33.59	375	177	A	H
		5063.18	49.94	-24.06	74	43.46	31.63	8.36	33.51	400	101	P	V
		5063.7	41.58	-12.42	54	35.1	31.63	8.36	33.51	400	101	A	V
		5220	107.32	-	-	100.34	31.87	8.65	33.54	400	101	P	V
		5220	100.97	-	-	93.99	31.87	8.65	33.54	400	101	A	V
		5376.96	46.96	-27.04	74	39.45	31.63	9.46	33.58	400	101	P	V
	5437.92	38.38	-15.62	54	30.58	31.71	9.68	33.59	400	101	A	V	



WiFi Ant. 1+2	Note	Frequency (MHz)	Level (dBμV/m)	Over Limit (dB)	Limit Line (dBμV/m)	Read Level (dBμV)	Antenna Factor (dB/m)	Cable Loss (dB)	Preamp Factor (dB)	Ant Pos (cm)	Table Pos (deg)	Peak Avg. (P/A)	Pol. (H/V)
802.11a CH 48 5240MHz		5089.96	47.7	-26.3	74	41.11	31.68	8.43	33.52	326	175	P	H
		5089.96	40.23	-13.77	54	33.64	31.68	8.43	33.52	326	175	A	H
		5240	102.87	-	-	95.73	31.84	8.85	33.55	326	175	P	H
		5240	96.6	-	-	89.46	31.84	8.85	33.55	326	175	A	H
		5427.12	48.02	-25.98	74	40.25	31.68	9.68	33.59	326	175	P	H
		5457.6	38.19	-15.81	54	30.33	31.77	9.68	33.59	326	175	A	H
		5083.98	50.53	-23.47	74	43.95	31.67	8.43	33.52	321	124	P	V
		5088.92	42.33	-11.67	54	35.74	31.68	8.43	33.52	321	124	A	V
		5240	108.06	-	-	100.92	31.84	8.85	33.55	321	124	P	V
		5240	101.46	-	-	94.32	31.84	8.85	33.55	321	124	A	V
		5448.24	48.18	-25.82	74	40.35	31.74	9.68	33.59	321	124	P	V
		5394.72	38.46	-15.54	54	30.77	31.61	9.66	33.58	321	124	A	V
	Remark	<ol style="list-style-type: none"> No other spurious found. All results are PASS against Peak and Average limit line. 											



Band 1 5150~5250MHz

WIFI 802.11a (Harmonic @ 3m)

WIFI Ant. 1+2	Note	Frequency (MHz)	Level (dBμV/m)	Over Limit (dB)	Limit Line (dBμV/m)	Read Level (dBμV)	Antenna Factor (dB/m)	Cable Loss (dB)	Preamp Factor (dB)	Ant Pos (cm)	Table Pos (deg)	Peak Avg. (P/A)	Pol. (H/V)
802.11a CH 36 5180MHz		10360	47.91	-20.39	68.3	47.73	39.58	12.06	51.46	122	255	P	H
		15540	47.04	-26.96	74	46.12	38.87	14.59	52.54	169	232	P	H
		10360	47.6	-20.7	68.3	47.42	39.58	12.06	51.46	152	260	P	V
		15540	47.27	-26.73	74	46.35	38.87	14.59	52.54	189	238	P	V
802.11a CH 44 5220MHz		10440	48.17	-20.13	68.3	47.73	39.7	12.12	51.38	116	226	P	H
		15660	47.78	-26.22	74	47	38.49	14.64	52.35	155	233	P	H
		10440	47.66	-20.64	68.3	47.22	39.7	12.12	51.38	150	230	P	V
		15660	47.95	-26.05	74	47.17	38.49	14.64	52.35	160	225	P	V
802.11a CH 48 5240MHz		10480	49.39	-18.91	68.3	48.79	39.77	12.15	51.32	142	236	P	H
		15720	47.11	-26.89	74	46.39	38.3	14.66	52.24	146	269	P	H
		10480	49.63	-18.67	68.3	49.03	39.77	12.15	51.32	150	289	P	V
		15720	47.66	-26.34	74	46.94	38.3	14.66	52.24	150	291	P	V
Remark	1. No other spurious found. 2. All results are PASS against Peak and Average limit line.												



Band 1 5150~5250MHz
WIFI 802.11n HT20 (Band Edge @ 3m)

WIFI Ant. 1+2	Note	Frequency (MHz)	Level (dBμV/m)	Over Limit (dB)	Limit Line (dBμV/m)	Read Level (dBμV)	Antenna Factor (dB/m)	Cable Loss (dB)	Preamp Factor (dB)	Ant Pos (cm)	Table Pos (deg)	Peak Avg. (P/A)	Pol. (H/V)
802.11n HT20 CH 36 5180MHz		5029.9	47.93	-26.07	74	41.59	31.56	8.29	33.51	284	188	P	H
		5022.62	39.61	-14.39	54	33.28	31.55	8.29	33.51	284	188	A	H
		5180	101.19	-	-	94.29	31.86	8.58	33.54	284	188	P	H
		5180	94.1	-	-	87.2	31.86	8.58	33.54	284	188	A	H
		5020.54	50.93	-23.07	74	44.61	31.54	8.29	33.51	309	128	P	V
		5021.06	41.38	-12.62	54	35.06	31.54	8.29	33.51	309	128	A	V
		5180	106.94	-	-	100.04	31.86	8.58	33.54	309	128	P	V
	5180	100.13	-	-	93.23	31.86	8.58	33.54	309	128	A	V	
802.11n HT20 CH 44 5220MHz		5102.44	48.11	-25.89	74	41.5	31.7	8.43	33.52	319	174	P	H
		5072.8	40.17	-13.83	54	33.68	31.65	8.36	33.52	319	174	A	H
		5220	102.71	-	-	95.73	31.87	8.65	33.54	319	174	P	H
		5220	96.33	-	-	89.35	31.87	8.65	33.54	319	174	A	H
		5409.84	47.52	-26.48	74	39.81	31.63	9.66	33.58	319	174	P	H
		5458.8	38.17	-15.83	54	30.3	31.78	9.68	33.59	319	174	A	H
		5058.24	49.19	-24.81	74	42.72	31.62	8.36	33.51	304	106	P	V
		5070.72	42.06	-11.94	54	35.58	31.64	8.36	33.52	304	106	A	V
		5220	106.95	-	-	99.97	31.87	8.65	33.54	304	106	P	V
		5220	99.23	-	-	92.25	31.87	8.65	33.54	304	106	A	V
		5432.88	48.08	-25.92	74	40.29	31.7	9.68	33.59	304	106	P	V
	5375.04	38.74	-15.26	54	31.22	31.64	9.46	33.58	304	106	A	V	



WIFI Ant. 1+2	Note	Frequency (MHz)	Level (dBμV/m)	Over Limit (dB)	Limit Line (dBμV/m)	Read Level (dBμV)	Antenna Factor (dB/m)	Cable Loss (dB)	Preamp Factor (dB)	Ant Pos (cm)	Table Pos (deg)	Peak Avg. (P/A)	Pol. (H/V)
802.11n HT20 CH 48 5240MHz		5091.26	48	-26	74	41.41	31.68	8.43	33.52	316	186	P	H
		5083.72	39.43	-14.57	54	32.85	31.67	8.43	33.52	316	186	A	H
		5240	101.66	-	-	94.52	31.84	8.85	33.55	316	186	P	H
		5240	95.24	-	-	88.1	31.84	8.85	33.55	316	186	A	H
		5452.08	48.18	-25.82	74	40.33	31.76	9.68	33.59	316	186	P	H
		5457.12	38.15	-15.85	54	30.29	31.77	9.68	33.59	316	186	A	H
		5091.78	49.43	-24.57	74	42.84	31.68	8.43	33.52	287	111	P	V
		5091	42.34	-11.66	54	35.75	31.68	8.43	33.52	287	111	A	V
		5240	107.97	-	-	100.83	31.84	8.85	33.55	287	111	P	V
		5240	100.29	-	-	93.15	31.84	8.85	33.55	287	111	A	V
		5432.88	48.17	-25.83	74	40.38	31.7	9.68	33.59	287	111	P	V
	5394.96	38.94	-15.06	54	31.25	31.61	9.66	33.58	287	111	A	V	
Remark	<ol style="list-style-type: none"> No other spurious found. All results are PASS against Peak and Average limit line. 												



Band 1 5150~5250MHz
WIFI 802.11n HT20 (Harmonic @ 3m)

WIFI Ant. 1+2	Note	Frequency (MHz)	Level (dBμV/m)	Over Limit (dB)	Limit Line (dBμV/m)	Read Level (dBμV)	Antenna Factor (dB/m)	Cable Loss (dB)	Preamp Factor (dB)	Ant Pos (cm)	Table Pos (deg)	Peak Avg. (P/A)	Pol. (H/V)
802.11n HT20 CH 36		10360	48.16	-20.14	68.3	47.98	39.58	12.06	51.46	122	255	P	H
		15540	47.86	-26.14	74	46.94	38.87	14.59	52.54	169	232	P	H
5180MHz		10360	47.56	-20.74	68.3	47.38	39.58	12.06	51.46	152	260	P	V
		15540	47.53	-26.47	74	46.61	38.87	14.59	52.54	189	238	P	V
802.11n HT20 CH 44		10440	49.63	-18.67	68.3	49.19	39.7	12.12	51.38	122	263	P	H
		15660	47.78	-26.22	74	47	38.49	14.64	52.35	136	296	P	H
		10440	50.05	-18.25	68.3	49.61	39.7	12.12	51.38	169	210	P	V
		15660	47.95	-26.05	74	47.17	38.49	14.64	52.35	180	240	P	V
5220MHz		10480	49.75	-18.55	68.3	49.15	39.77	12.15	51.32	192	241	P	H
		15720	47.4	-26.6	74	46.68	38.3	14.66	52.24	185	290	P	H
		10480	49.51	-18.79	68.3	48.91	39.77	12.15	51.32	125	271	P	V
		15720	47.27	-26.73	74	46.55	38.3	14.66	52.24	120	211	P	V
Remark	1. No other spurious found. 2. All results are PASS against Peak and Average limit line.												



Band 1 5150~5250MHz
WIFI 802.11n HT40 (Band Edge @ 3m)

WIFI Ant. 1+2	Note	Frequency (MHz)	Level (dBμV/m)	Over Limit (dB)	Limit Line (dBμV/m)	Read Level (dBμV)	Antenna Factor (dB/m)	Cable Loss (dB)	Preamp Factor (dB)	Ant Pos (cm)	Table Pos (deg)	Peak Avg. (P/A)	Pol. (H/V)
802.11n HT40 CH 38 5190MHz		5042.12	49.62	-24.38	74	43.19	31.58	8.36	33.51	339	346	P	H
		5033.54	39.69	-14.31	54	33.34	31.57	8.29	33.51	339	346	A	H
		5190	99.71	-	-	92.79	31.88	8.58	33.54	339	346	P	H
		5190	93.36	-	-	86.44	31.88	8.58	33.54	339	346	A	H
		5410.72	46.97	-27.03	74	39.26	31.63	9.66	33.58	339	346	P	H
		5457.76	38.04	-15.96	54	30.18	31.77	9.68	33.59	339	346	A	H
		5040.3	49.92	-24.08	74	43.49	31.58	8.36	33.51	337	289	P	V
		5041.34	41.74	-12.26	54	35.31	31.58	8.36	33.51	337	289	A	V
		5190	102.92	-	-	96	31.88	8.58	33.54	337	289	P	V
		5190	96.62	-	-	89.7	31.88	8.58	33.54	337	289	A	V
		5359.76	47.81	-26.19	74	40.26	31.66	9.46	33.57	337	289	P	V
		5355.56	38.57	-15.43	54	31.01	31.67	9.46	33.57	337	289	A	V
802.11n HT40 CH 46 5230MHz		5062.92	49.75	-24.25	74	43.27	31.63	8.36	33.51	330	339	P	H
		5082.94	40.72	-13.28	54	34.14	31.67	8.43	33.52	330	339	A	H
		5230	101.8	-	-	94.85	31.85	8.65	33.55	330	339	P	H
		5230	94.45	-	-	87.5	31.85	8.65	33.55	330	339	A	H
		5412.96	46.63	-27.37	74	38.91	31.64	9.66	33.58	330	339	P	H
		5456.4	38.14	-15.86	54	30.28	31.77	9.68	33.59	330	339	A	H
		5089.96	51.07	-22.93	74	44.48	31.68	8.43	33.52	366	305	P	V
		5081.12	42.14	-11.86	54	35.57	31.66	8.43	33.52	366	305	A	V
		5230	103.94	-	-	96.99	31.85	8.65	33.55	366	305	P	V
		5230	97.55	-	-	90.6	31.85	8.65	33.55	366	305	A	V
	5407.44	48.12	-25.88	74	40.42	31.62	9.66	33.58	366	305	P	V	
	5386.8	38.82	-15.18	54	31.32	31.62	9.46	33.58	366	305	A	V	
Remark	1. No other spurious found. 2. All results are PASS against Peak and Average limit line.												



Band 1 5150~5250MHz
WIFI 802.11n HT40 (Harmonic @ 3m)

WIFI Ant. 1+2	Note	Frequency (MHz)	Level (dBμV/m)	Over Limit (dB)	Limit Line (dBμV/m)	Read Level (dBμV)	Antenna Factor (dB/m)	Cable Loss (dB)	Preamp Factor (dB)	Ant Pos (cm)	Table Pos (deg)	Peak Avg. (P/A)	Pol. (H/V)
802.11n HT40 CH 38		10380	49.73	-18.57	68.3	49.47	39.61	12.09	51.44	150	360	P	H
		15570	47.91	-26.09	74	47.02	38.78	14.6	52.49	155	360	P	H
5190MHz		10380	49.93	-18.37	68.3	49.67	39.61	12.09	51.44	144	325	P	V
		15570	47.11	-26.89	74	46.22	38.78	14.6	52.49	113	311	P	V
802.11n HT40 CH 46		10460	49.7	-18.6	68.3	49.17	39.74	12.15	51.36	150	360	P	H
		15690	47.86	-26.14	74	47.11	38.39	14.66	52.3	150	225	P	H
5230MHz		10460	50.08	-18.22	68.3	49.55	39.74	12.15	51.36	122	315	P	V
		15690	47.39	-26.61	74	46.64	38.39	14.66	52.3	116	236	P	V
Remark	1. No other spurious found. 2. All results are PASS against Peak and Average limit line.												



Band 1 5150~5250MHz
WIFI 802.11ac VHT80 (Band Edge @ 3m)

WIFI Ant. 1+2	Note	Frequency (MHz)	Level (dBμV/m)	Over Limit (dB)	Limit Line (dBμV/m)	Read Level (dBμV)	Antenna Factor (dB/m)	Cable Loss (dB)	Preamp Factor (dB)	Ant Pos (cm)	Table Pos (deg)	Peak Avg. (P/A)	Pol. (H/V)
802.11ac VHT80 CH 42 5210MHz		5080.6	49	-25	74	42.43	31.66	8.43	33.52	116	8	P	H
		5148.2	39.34	-14.66	54	32.56	31.8	8.51	33.53	116	8	A	H
		5210	96.52	-	-	89.52	31.89	8.65	33.54	116	8	P	H
		5210	89.07	-	-	82.07	31.89	8.65	33.54	116	8	A	H
		5455.68	48.21	-25.79	74	40.35	31.77	9.68	33.59	116	8	P	H
		5456.16	38.11	-15.89	54	30.25	31.77	9.68	33.59	116	8	A	H
		5133.38	49.83	-24.17	74	43.08	31.77	8.51	33.53	296	288	P	V
		5150	41.61	-12.39	54	34.83	31.8	8.51	33.53	296	288	A	V
		5210	99.47	-	-	92.47	31.89	8.65	33.54	296	288	P	V
		5210	92.67	-	-	85.67	31.89	8.65	33.54	296	288	A	V
	5401.44	47.53	-26.47	74	39.85	31.6	9.66	33.58	296	288	P	V	
	5363.52	39	-15	54	31.46	31.65	9.46	33.57	296	288	A	V	
Remark	1. No other spurious found. 2. All results are PASS against Peak and Average limit line.												



Band 1 5150~5250MHz
WIFI 802.11ac VHT80 (Harmonic @ 3m)

Table with 14 columns: WIFI Ant. 1+2, Note, Frequency (MHz), Level (dBµV/m), Over Limit (dB), Limit Line (dBµV/m), Read Level (dBµV), Antenna Factor (dB/m), Cable Loss (dB), Preamp Factor (dB), Ant Pos (cm), Table Pos (deg), Peak Avg. (P/A), Pol. (H/V). Rows include 802.11ac VHT80 and CH 42 5210MHz.

Remark
1. No other spurious found.
2. All results are PASS against Peak and Average limit line.



Band 2 - 5250~5350MHz
WIFI 802.11a (Band Edge @ 3m)

WIFI	Note	Frequency	Level	Over	Limit	Read	Antenna	Cable	Preamp	Ant	Table	Peak	Pol.
Ant.				Limit	Line	Level	Factor	Loss	Factor	Pos	Pos	Avg.	
1+2		(MHz)	(dBμV/m)	(dB)	(dBμV/m)	(dBμV)	(dB/m)	(dB)	(dB)	(cm)	(deg)	(P/A)	(H/V)
802.11a CH 52 5260MHz		5110.76	48.51	-25.49	74	41.88	31.72	8.43	33.52	303	179	P	H
		5109.98	40.57	-13.43	54	33.94	31.72	8.43	33.52	303	179	A	H
		5260	105.02	-	-	97.91	31.81	8.85	33.55	303	179	P	H
		5260	98.64	-	-	91.53	31.81	8.85	33.55	303	179	A	H
		5438.88	47.42	-26.58	74	39.61	31.72	9.68	33.59	303	179	P	H
		5456.4	38.21	-15.79	54	30.35	31.77	9.68	33.59	303	179	A	H
		5108.94	51.54	-22.46	74	44.91	31.72	8.43	33.52	295	122	P	V
		5108.68	43.06	-10.94	54	36.43	31.72	8.43	33.52	295	122	A	V
		5260	107.72	-	-	100.61	31.81	8.85	33.55	295	122	P	V
		5260	101.17	-	-	94.06	31.81	8.85	33.55	295	122	A	V
		5443.92	48.54	-25.46	74	40.72	31.73	9.68	33.59	295	122	P	V
		5414.4	39.55	-14.45	54	31.83	31.64	9.66	33.58	295	122	A	V
802.11a CH 60 5300MHz		5141.05	48.21	-25.79	74	41.45	31.78	8.51	33.53	314	191	P	H
		5144.9	40.16	-13.84	54	33.39	31.79	8.51	33.53	314	191	A	H
		5300	102.14	-	-	94.9	31.75	9.05	33.56	314	191	P	H
		5300	96.13	-	-	88.89	31.75	9.05	33.56	314	191	A	H
		5426.4	46.78	-27.22	74	39.03	31.68	9.66	33.59	314	191	P	H
		5456.4	38.3	-15.7	54	30.44	31.77	9.68	33.59	314	191	A	H
		5144.2	50.28	-23.72	74	43.51	31.79	8.51	33.53	267	124	P	V
		5148.75	43.98	-10.02	54	37.2	31.8	8.51	33.53	267	124	A	V
		5300	107.04	-	-	99.8	31.75	9.05	33.56	267	124	P	V
		5300	101.26	-	-	94.02	31.75	9.05	33.56	267	124	A	V
		5424.72	48.18	-25.82	74	40.44	31.67	9.66	33.59	267	124	P	V
		5454.48	39.73	-14.27	54	31.88	31.76	9.68	33.59	267	124	A	V



WiFi Ant. 1+2	Note	Frequency (MHz)	Level (dBμV/m)	Over Limit (dB)	Limit Line (dBμV/m)	Read Level (dBμV)	Antenna Factor (dB/m)	Cable Loss (dB)	Preamp Factor (dB)	Ant Pos (cm)	Table Pos (deg)	Peak Avg. (P/A)	Pol. (H/V)
802.11a CH 64 5320MHz		5320	104.92	-	-	97.5	31.72	9.26	33.56	292	350	P	H
		5320	98.39	-	-	90.97	31.72	9.26	33.56	292	350	A	H
		5449.6	47.44	-26.56	74	39.6	31.75	9.68	33.59	292	350	P	H
		5458.56	38.24	-15.76	54	30.37	31.78	9.68	33.59	292	350	A	H
		5320	108.45	-	-	101.03	31.72	9.26	33.56	156	282	P	V
		5320	102.4	-	-	94.98	31.72	9.26	33.56	156	282	A	V
		5444.8	48.94	-25.06	74	41.12	31.73	9.68	33.59	156	282	P	V
		5459.84	39.32	-14.68	54	31.45	31.78	9.68	33.59	156	282	A	V
Remark	1. No other spurious found. 2. All results are PASS against Peak and Average limit line.												



Band 2 5250~5350MHz

WIFI 802.11a (Harmonic @ 3m)

WIFI Ant. 1+2	Note	Frequency (MHz)	Level (dBμV/m)	Over Limit (dB)	Limit Line (dBμV/m)	Read Level (dBμV)	Antenna Factor (dB/m)	Cable Loss (dB)	Preamp Factor (dB)	Ant Pos (cm)	Table Pos (deg)	Peak Avg. (P/A)	Pol. (H/V)
802.11a CH 52 5260MHz		10520	48.55	-19.75	68.3	47.9	39.82	12.17	51.34	144	213	P	H
		15780	47.16	-26.84	74	46.53	38.1	14.69	52.16	136	142	P	H
		10520	48.26	-20.04	68.3	47.61	39.82	12.17	51.34	150	220	P	V
		15780	47.43	-26.57	74	46.8	38.1	14.69	52.16	159	345	P	V
802.11a CH 60 5300MHz		10600	47.7	-26.3	74	47.08	39.92	12.23	51.53	126	252	P	H
		15900	47.48	-26.52	74	46.98	37.72	14.75	51.97	129	164	P	H
		10600	47.46	-26.54	74	46.84	39.92	12.23	51.53	126	252	P	V
		15900	47.34	-26.66	74	46.84	37.72	14.75	51.97	129	164	P	V
802.11a CH 64 5320MHz		10640	47.36	-26.64	74	46.73	39.97	12.26	51.6	126	139	P	H
		15960	47.44	-26.56	74	46.99	37.53	14.78	51.86	146	263	P	H
		10640	47.57	-26.43	74	46.94	39.97	12.26	51.6	152	135	P	V
		15960	47.03	-26.97	74	46.58	37.53	14.78	51.86	173	245	P	V
Remark	1. No other spurious found. 2. All results are PASS against Peak and Average limit line.												



Band 2 5250~5350MHz
WIFI 802.11n HT20 (Band Edge @ 3m)

WIFI Ant. 1+2	Note	Frequency (MHz)	Level (dBμV/m)	Over Limit (dB)	Limit Line (dBμV/m)	Read Level (dBμV)	Antenna Factor (dB/m)	Cable Loss (dB)	Preamp Factor (dB)	Ant Pos (cm)	Table Pos (deg)	Peak Avg. (P/A)	Pol. (H/V)
802.11n HT20 CH 52 5260MHz		5117.26	48.16	-25.84	74	41.44	31.73	8.51	33.52	318	188	P	H
		5103.74	39.52	-14.48	54	32.9	31.71	8.43	33.52	318	188	A	H
		5260	102.46	-	-	95.35	31.81	8.85	33.55	318	188	P	H
		5260	95.59	-	-	88.48	31.81	8.85	33.55	318	188	A	H
		5418.72	47.22	-26.78	74	39.48	31.66	9.66	33.58	318	188	P	H
		5436.72	38.11	-15.89	54	30.31	31.71	9.68	33.59	318	188	A	H
		5100.62	50.88	-23.12	74	44.27	31.7	8.43	33.52	284	128	P	V
		5111.28	42.29	-11.71	54	35.66	31.72	8.43	33.52	284	128	A	V
		5260	107.26	-	-	100.15	31.81	8.85	33.55	284	128	P	V
		5260	89.96	-	-	82.85	31.81	8.85	33.55	284	128	A	V
		5362.56	48.32	-25.68	74	40.77	31.66	9.46	33.57	284	128	P	V
		5414.64	39.29	-14.71	54	31.57	31.64	9.66	33.58	284	128	A	V
802.11n HT20 CH 60 5300MHz		5085.4	48.34	-25.66	74	41.76	31.67	8.43	33.52	301	50	P	H
		5145.25	40.62	-13.38	54	33.85	31.79	8.51	33.53	301	50	A	H
		5300	103.73	-	-	96.49	31.75	9.05	33.56	301	50	P	H
		5300	97.74	-	-	90.5	31.75	9.05	33.56	301	50	A	H
		5421.84	48.62	-25.38	74	40.87	31.67	9.66	33.58	301	50	P	H
		5457.84	38.78	-15.22	54	30.92	31.77	9.68	33.59	301	50	A	H
		5150.15	51.34	-16.96	68.3	44.56	31.8	8.51	33.53	149	282	P	V
		5149.45	43.84	-10.16	54	37.06	31.8	8.51	33.53	149	282	A	V
		5300	107.36	-	-	100.12	31.75	9.05	33.56	149	282	P	V
		5300	102	-	-	94.76	31.75	9.05	33.56	149	282	A	V
	5449.92	50.28	-23.72	74	42.44	31.75	9.68	33.59	149	282	P	V	
	5454.48	40.14	-13.86	54	32.29	31.76	9.68	33.59	149	282	A	V	



WIFI Ant. 1+2	Note	Frequency (MHz)	Level (dBμV/m)	Over Limit (dB)	Limit Line (dBμV/m)	Read Level (dBμV)	Antenna Factor (dB/m)	Cable Loss (dB)	Preamp Factor (dB)	Ant Pos (cm)	Table Pos (deg)	Peak Avg. (P/A)	Pol. (H/V)
802.11n HT20 CH 64 5320MHz		5320	104.92	-	-	97.5	31.72	9.26	33.56	292	350	P	H
		5320	98.39	-	-	90.97	31.72	9.26	33.56	292	350	A	H
		5449.6	47.44	-26.56	74	39.6	31.75	9.68	33.59	292	350	P	H
		5458.56	38.24	-15.76	54	30.37	31.78	9.68	33.59	292	350	A	H
		5320	108.45	-	-	101.03	31.72	9.26	33.56	156	282	P	V
		5320	102.4	-	-	94.98	31.72	9.26	33.56	156	282	A	V
		5444.8	48.94	-25.06	74	41.12	31.73	9.68	33.59	156	282	P	V
		5459.84	39.32	-14.68	54	31.45	31.78	9.68	33.59	156	282	A	V
Remark	<ol style="list-style-type: none"> No other spurious found. All results are PASS against Peak and Average limit line. 												



Band 2 5250~5350MHz
WIFI 802.11n HT20 (Harmonic @ 3m)

WIFI Ant. 1+2	Note	Frequency (MHz)	Level (dBμV/m)	Over Limit (dB)	Limit Line (dBμV/m)	Read Level (dBμV)	Antenna Factor (dB/m)	Cable Loss (dB)	Preamp Factor (dB)	Ant Pos (cm)	Table Pos (deg)	Peak Avg. (P/A)	Pol. (H/V)
802.11n HT20 CH 52		10520	50.39	-17.91	68.3	49.74	39.82	12.17	51.34	144	213	P	H
		15780	47.14	-26.86	74	46.51	38.1	14.69	52.16	136	142	P	H
5260MHz		10520	50.25	-18.05	68.3	49.6	39.82	12.17	51.34	150	220	P	V
		15780	47.89	-26.11	74	47.26	38.1	14.69	52.16	159	345	P	V
802.11n HT20 CH 60		10600	47.78	-26.22	74	47.16	39.92	12.23	51.53	126	252	P	H
		15900	47.3	-26.7	74	46.8	37.72	14.75	51.97	129	164	P	H
		10600	47.89	-26.11	74	47.27	39.92	12.23	51.53	185	215	P	V
		15900	47.4	-26.6	74	46.9	37.72	14.75	51.97	196	190	P	V
5300MHz		10640	47.88	-26.12	74	47.25	39.97	12.26	51.6	126	139	P	H
		15960	47.37	-26.63	74	46.92	37.53	14.78	51.86	146	263	P	H
		10640	47.87	-26.13	74	47.24	39.97	12.26	51.6	152	135	P	V
		15960	47.61	-26.39	74	47.16	37.53	14.78	51.86	173	245	P	V
Remark	1. No other spurious found. 2. All results are PASS against Peak and Average limit line.												



Band 2 5250~5350MHz
WIFI 802.11n HT40 (Band Edge @ 3m)

WIFI Ant. 1+2	Note	Frequency (MHz)	Level (dBμV/m)	Over Limit (dB)	Limit Line (dBμV/m)	Read Level (dBμV)	Antenna Factor (dB/m)	Cable Loss (dB)	Preamp Factor (dB)	Ant Pos (cm)	Table Pos (deg)	Peak Avg. (P/A)	Pol. (H/V)
802.11n HT40 CH 54 5270MHz		5113.75	49.64	-24.36	74	43	31.73	8.43	33.52	312	9	P	H
		5122.5	40.07	-13.93	54	33.35	31.74	8.51	33.53	312	9	A	H
		5270	97.72	-	-	90.62	31.8	8.85	33.55	312	9	P	H
		5270	92.68	-	-	85.58	31.8	8.85	33.55	312	9	A	H
		5417.76	47.67	-26.33	74	39.94	31.65	9.66	33.58	312	9	P	H
		5458.56	38.1	-15.9	54	30.23	31.78	9.68	33.59	312	9	A	H
		5121.8	51.41	-22.59	74	44.69	31.74	8.51	33.53	344	314	P	V
		5121.1	42.99	-11.01	54	36.27	31.74	8.51	33.53	344	314	A	V
		5270	104.54	-	-	97.44	31.8	8.85	33.55	344	314	P	V
		5270	97.9	-	-	90.8	31.8	8.85	33.55	344	314	A	V
		5430.48	48.15	-25.85	74	40.37	31.69	9.68	33.59	344	314	P	V
		5435.52	39.01	-14.99	54	31.21	31.71	9.68	33.59	344	314	A	V
802.11n HT40 CH 62 5310MHz		5023.1	48.3	-25.7	74	41.97	31.55	8.29	33.51	223	5	P	H
		5142.45	40.7	-13.3	54	33.94	31.78	8.51	33.53	223	5	A	H
		5310	101.38	-	-	93.94	31.74	9.26	33.56	223	5	P	H
		5310	94.89	-	-	87.45	31.74	9.26	33.56	223	5	A	H
		5355.12	50.12	-23.88	74	42.56	31.67	9.46	33.57	223	5	P	H
		5354.16	41.78	-12.22	54	34.22	31.67	9.46	33.57	223	5	A	H
		5150.15	51.73	-16.57	68.3	44.95	31.8	8.51	33.53	260	290	P	V
		5150	43.89	-10.11	54	37.11	31.8	8.51	33.53	260	290	A	V
		5310	104.95	-	-	97.51	31.74	9.26	33.56	260	290	P	V
		5310	98.51	-	-	91.07	31.74	9.26	33.56	260	290	A	V
	5353.2	56.9	-17.1	74	49.34	31.67	9.46	33.57	260	290	P	V	
	5350.08	47.82	-6.18	54	40.26	31.67	9.46	33.57	260	290	A	V	
Remark	1. No other spurious found. 2. All results are PASS against Peak and Average limit line.												



Band 2 5250~5350MHz
WIFI 802.11n HT40 (Harmonic @ 3m)

WIFI Ant. 1+2	Note	Frequency (MHz)	Level (dBμV/m)	Over Limit (dB)	Limit Line (dBμV/m)	Read Level (dBμV)	Antenna Factor (dB/m)	Cable Loss (dB)	Preamp Factor (dB)	Ant Pos (cm)	Table Pos (deg)	Peak Avg. (P/A)	Pol. (H/V)
802.11n HT40 CH 54		10540	49.64	-18.66	68.3	48.97	39.85	12.2	51.38	125	211	P	H
		15810	47.43	-26.57	74	46.81	38.01	14.71	52.1	126	269	P	H
5270MHz		10540	50.28	-18.02	68.3	49.61	39.85	12.2	51.38	150	220	P	V
		15810	47.99	-26.01	74	47.37	38.01	14.71	52.1	168	345	P	V
802.11n HT40 CH 62 5310MHz		10620	47.98	-26.02	74	47.35	39.94	12.26	51.57	126	248	P	H
		15930	47.7	-26.3	74	47.23	37.62	14.76	51.91	120	149	P	H
		10620	47.67	-26.33	74	47.04	39.94	12.26	51.57	150	220	P	V
		15930	47.94	-26.06	74	47.47	37.62	14.76	51.91	160	100	P	V
Remark	1. No other spurious found. 2. All results are PASS against Peak and Average limit line.												



Band 2 5250~5350MHz
WIFI 802.11ac VHT80 (Band Edge @ 3m)

WIFI Ant. 1+2	Note	Frequency (MHz)	Level (dBμV/m)	Over Limit (dB)	Limit Line (dBμV/m)	Read Level (dBμV)	Antenna Factor (dB/m)	Cable Loss (dB)	Preamp Factor (dB)	Ant Pos (cm)	Table Pos (deg)	Peak Avg. (P/A)	Pol. (H/V)
802.11ac VHT80 CH 58 5290MHz		5120.75	47.91	-26.09	74	41.19	31.74	8.51	33.53	303	6	P	H
		5116.9	38.25	-15.75	54	31.53	31.73	8.51	33.52	303	6	A	H
		5290	97.74	-	-	90.49	31.76	9.05	33.56	303	6	P	H
		5290	90.94	-	-	83.69	31.76	9.05	33.56	303	6	A	H
		5351.28	52.69	-21.31	74	45.13	31.67	9.46	33.57	303	6	P	H
		5350.08	43.89	-10.11	54	36.33	31.67	9.46	33.57	303	6	A	H
		5143.15	49.64	-24.36	74	42.87	31.79	8.51	33.53	318	301	P	V
		5140	39.89	-14.11	54	33.13	31.78	8.51	33.53	318	301	A	V
		5290	101.77	-	-	94.52	31.76	9.05	33.56	318	301	P	V
		5290	95.88	-	-	88.63	31.76	9.05	33.56	318	301	A	V
		5353.92	58.13	-15.87	74	50.57	31.67	9.46	33.57	318	301	P	V
	5350.08	48.93	-5.07	54	41.37	31.67	9.46	33.57	318	301	A	V	
Remark	1. No other spurious found. 2. All results are PASS against Peak and Average limit line.												



Band 2 5250~5350MHz

WIFI 802.11ac VHT80 (Harmonic @ 3m)

WIFI Ant. 1+2	Note	Frequency (MHz)	Level (dBμV/m)	Over Limit (dB)	Limit Line (dBμV/m)	Read Level (dBμV)	Antenna Factor (dB/m)	Cable Loss (dB)	Preamp Factor (dB)	Ant Pos (cm)	Table Pos (deg)	Peak Avg. (P/A)	Pol. (H/V)
802.11ac		10580	47.63	-20.67	68.3	46.99	39.9	12.23	51.49	185	215	P	H
VHT80		15870	47.3	-26.7	74	46.74	37.82	14.73	51.99	196	190	P	H
CH 58		10580	47.64	-20.66	68.3	47	39.9	12.23	51.49	170	232	P	V
5290MHz		15870	47.4	-26.6	74	46.84	37.82	14.73	51.99	190	130	P	V
Remark	1. No other spurious found. 2. All results are PASS against Peak and Average limit line.												



Band 3 - 5470~5725MHz
WIFI 802.11a (Band Edge @ 3m)

WIFI	Note	Frequency	Level	Over	Limit	Read	Antenna	Cable	Preamp	Ant	Table	Peak	Pol.
Ant.				Limit	Line	Level	Factor	Loss	Factor	Pos	Pos	Avg.	
1+2		(MHz)	(dBμV/m)	(dB)	(dBμV/m)	(dBμV)	(dB/m)	(dB)	(dB)	(cm)	(deg)	(P/A)	(H/V)
802.11a CH 100 5500MHz		5422.64	47.84	-26.16	74	40.09	31.67	9.66	33.58	215	155	P	H
		5468.4	46.14	-22.16	68.3	38.22	31.81	9.7	33.59	215	155	P	H
		5353.84	38.51	-15.49	54	30.95	31.67	9.46	33.57	215	155	A	H
		5500	103.92	-	-	95.92	31.9	9.7	33.6	215	155	P	H
		5500	98.51	-	-	90.51	31.9	9.7	33.6	215	155	A	H
		5362.32	48.35	-25.65	74	40.8	31.66	9.46	33.57	162	101	P	V
		5464.24	47.63	-20.67	68.3	39.75	31.79	9.68	33.59	162	101	P	V
		5352.4	41.25	-12.75	54	33.69	31.67	9.46	33.57	162	101	A	V
		5500	107.93	-	-	99.93	31.9	9.7	33.6	162	101	P	V
		5500	102.74	-	-	94.74	31.9	9.7	33.6	162	101	A	V
802.11a CH 116 5580MHz		5429.2	47.97	-26.03	74	40.19	31.69	9.68	33.59	210	161	P	H
		5464.24	47.29	-21.01	68.3	39.41	31.79	9.68	33.59	210	161	P	H
		5428.96	39.72	-14.28	54	31.94	31.69	9.68	33.59	210	161	A	H
		5580	106.31	-	-	98.03	32.14	9.74	33.6	210	161	P	H
		5580	99.94	-	-	91.66	32.14	9.74	33.6	210	161	A	H
		5725.94	48.87	-19.43	68.3	40.26	32.2	10.01	33.6	210	161	P	H
		5432.8	49.54	-24.46	74	41.75	31.7	9.68	33.59	175	122	P	V
		5469.52	48	-20.3	68.3	40.08	31.81	9.7	33.59	175	122	P	V
		5422.24	41.57	-12.43	54	33.82	31.67	9.66	33.58	175	122	A	V
		5580	109.13	-	-	100.85	32.14	9.74	33.6	175	122	P	V
		5580	101.91	-	-	93.63	32.14	9.74	33.6	175	122	A	V
	5737.91	49.3	-19	68.3	40.69	32.2	10.01	33.6	175	122	P	V	



WiFi Ant. 1+2	Note	Frequency (MHz)	Level (dBμV/m)	Over Limit (dB)	Limit Line (dBμV/m)	Read Level (dBμV)	Antenna Factor (dB/m)	Cable Loss (dB)	Preamp Factor (dB)	Ant Pos (cm)	Table Pos (deg)	Peak Avg. (P/A)	Pol. (H/V)
802.11a CH 140 5700MHz		5700	105.65	-	-	97.04	32.2	10.01	33.6	209	169	P	H
		5700	99.37	-	-	90.76	32.2	10.01	33.6	209	169	A	H
		5727.32	51.15	-17.15	68.3	42.54	32.2	10.01	33.6	209	169	P	H
		5700	108.11	-	-	99.5	32.2	10.01	33.6	138	110	P	V
		5700	101.32	-	-	92.71	32.2	10.01	33.6	138	110	A	V
		5725.8	55.73	-12.57	68.3	47.12	32.2	10.01	33.6	138	110	P	V
Remark	1. No other spurious found. 2. All results are PASS against Peak and Average limit line.												



Band 3 - 5470~5725MHz
WIFI 802.11a (Harmonic @ 3m)

WIFI Ant. 1+2	Note	Frequency (MHz)	Level (dBμV/m)	Over Limit (dB)	Limit Line (dBμV/m)	Read Level (dBμV)	Antenna Factor (dB/m)	Cable Loss (dB)	Preamp Factor (dB)	Ant Pos (cm)	Table Pos (deg)	Peak Avg. (P/A)	Pol. (H/V)
802.11a CH 100 5500MHz		11000	47.14	-26.86	74	46.63	40.4	12.51	52.4	123	216	P	H
		16500	48.62	-19.68	68.3	46.47	39.5	15.15	52.5	184	226	P	H
		11000	47.56	-26.44	74	47.05	40.4	12.51	52.4	155	212	P	V
		16500	50.88	-17.42	68.3	48.73	39.5	15.15	52.5	178	296	P	V
802.11a CH 116 5580MHz		11160	47.14	-26.86	74	46.63	40.43	12.65	52.57	183	320	P	H
		16740	47.79	-20.51	68.3	43.8	40.89	15.36	52.26	163	232	P	H
		11160	47.44	-26.56	74	46.93	40.43	12.65	52.57	170	200	P	V
		16740	49.45	-18.85	68.3	45.46	40.89	15.36	52.26	156	350	P	V
802.11a CH 140 5700MHz		11400	47.92	-26.08	74	47.42	40.48	12.82	52.8	157	285	P	H
		17100	49.64	-18.66	68.3	43.42	42.74	15.62	52.14	165	246	P	H
		11400	47.63	-26.37	74	47.13	40.48	12.82	52.8	122	291	P	V
		17100	50.15	-18.15	68.3	43.93	42.74	15.62	52.14	153	102	P	V
Remark	1. No other spurious found. 2. All results are PASS against Peak and Average limit line.												



Band 3 - 5470~5725MHz
WIFI 802.11n HT20 (Band Edge @ 3m)

Table with 14 columns: WIFI Ant. 1+2, Note, Frequency (MHz), Level (dBµV/m), Over Limit (dB), Limit Line (dBµV/m), Read Level (dBµV), Antenna Factor (dB/m), Cable Loss (dB), Preamp Factor (dB), Ant Pos (cm), Table Pos (deg), Peak Avg. (P/A), Pol. (H/V). Rows include data for 802.11n HT20 CH 100 (5500MHz) and 802.11n HT20 CH 116 (5580MHz).



WIFI Ant. 1+2	Note	Frequency (MHz)	Level (dBμV/m)	Over Limit (dB)	Limit Line (dBμV/m)	Read Level (dBμV)	Antenna Factor (dB/m)	Cable Loss (dB)	Preamp Factor (dB)	Ant Pos (cm)	Table Pos (deg)	Peak Avg. (P/A)	Pol. (H/V)
802.11n HT20 CH 140 5700MHz		5700	106.81	-	-	98.2	32.2	10.01	33.6	239	335	P	H
		5700	99.59	-	-	90.98	32.2	10.01	33.6	239	335	A	H
		5725	51.17	-17.13	68.3	42.56	32.2	10.01	33.6	239	335	P	H
		5700	108.22	-	-	99.61	32.2	10.01	33.6	141	292	P	V
		5700	102.55	-	-	93.94	32.2	10.01	33.6	141	292	A	V
		5727.8	51.93	-16.37	68.3	43.32	32.2	10.01	33.6	141	292	P	V
Remark	1. No other spurious found. 2. All results are PASS against Peak and Average limit line.												



Band 3 - 5470~5725MHz
WIFI 802.11n HT20 (Harmonic @ 3m)

WIFI Ant. 1+2	Note	Frequency (MHz)	Level (dBμV/m)	Over Limit (dB)	Limit Line (dBμV/m)	Read Level (dBμV)	Antenna Factor (dB/m)	Cable Loss (dB)	Preamp Factor (dB)	Ant Pos (cm)	Table Pos (deg)	Peak Avg. (P/A)	Pol. (H/V)
802.11n HT20		11000	47.92	-26.08	74	47.41	40.4	12.51	52.4	123	216	P	H
		16500	48.8	-19.5	68.3	46.65	39.5	15.15	52.5	184	226	P	H
CH 100 5500MHz		11000	47.54	-26.46	74	47.03	40.4	12.51	52.4	155	212	P	V
		16500	49.94	-18.36	68.3	47.79	39.5	15.15	52.5	125	261	P	V
802.11n HT20 CH 116 5580MHz		11160	47.14	-26.86	74	46.63	40.43	12.65	52.57	183	320	P	H
		16740	47.79	-20.51	68.3	43.8	40.89	15.36	52.26	163	232	P	H
		11160	47.44	-26.56	74	46.93	40.43	12.65	52.57	170	200	P	V
		16740	49.45	-18.85	68.3	45.46	40.89	15.36	52.26	156	350	P	V
802.11n HT20 CH 140 5700MHz		11400	47.49	-26.51	74	46.99	40.48	12.82	52.8	157	285	P	H
		17100	49.18	-19.12	68.3	42.96	42.74	15.62	52.14	165	246	P	H
		11400	47.29	-26.71	74	46.79	40.48	12.82	52.8	122	291	P	V
		17100	51.2	-17.1	68.3	44.98	42.74	15.62	52.14	153	102	P	V
Remark	1. No other spurious found. 2. All results are PASS against Peak and Average limit line.												



Band 3 - 5470~5725MHz
WIFI 802.11n HT40 (Band Edge @ 3m)

WIFI Ant. 1+2	Note	Frequency (MHz)	Level (dBμV/m)	Over Limit (dB)	Limit Line (dBμV/m)	Read Level (dBμV)	Antenna Factor (dB/m)	Cable Loss (dB)	Preamp Factor (dB)	Ant Pos (cm)	Table Pos (deg)	Peak Avg. (P/A)	Pol. (H/V)
802.11n HT40 CH 102 5510MHz		5361.52	49.26	-24.74	74	41.71	31.66	9.46	33.57	106	325	P	H
		5468.08	47.55	-20.75	68.3	39.64	31.8	9.7	33.59	106	325	P	H
		5361.52	41.88	-12.12	54	34.33	31.66	9.46	33.57	106	325	A	H
		5510	102.25	-	-	94.2	31.93	9.72	33.6	106	325	P	H
		5510	95.92	-	-	87.87	31.93	9.72	33.6	106	325	A	H
		5764.055	48.63	-19.67	68.3	39.94	32.2	10.09	33.6	106	325	P	H
		5359.12	55.52	-18.48	74	47.97	31.66	9.46	33.57	172	286	P	V
		5464.24	49.22	-19.08	68.3	41.34	31.79	9.68	33.59	172	286	P	V
		5358.4	47.25	-6.75	54	39.7	31.66	9.46	33.57	172	286	A	V
		5510	106.11	-	-	98.06	31.93	9.72	33.6	172	286	P	V
		5510	99.1	-	-	91.05	31.93	9.72	33.6	172	286	A	V
		5740.115	48.43	-19.87	68.3	39.74	32.2	10.09	33.6	172	286	P	V
802.11n HT40 CH 110 5550MHz		5411.2	47.78	-26.22	74	40.07	31.63	9.66	33.58	101	330	P	H
		5468.32	47.97	-20.33	68.3	40.06	31.8	9.7	33.59	101	330	P	H
		5393.44	38.96	-15.04	54	31.27	31.61	9.66	33.58	101	330	A	H
		5550	101.25	-	-	93.06	32.05	9.74	33.6	101	330	P	H
		5550	95.81	-	-	87.62	32.05	9.74	33.6	101	330	A	H
		5742.005	48.14	-20.16	68.3	39.45	32.2	10.09	33.6	101	330	P	H
		5399.68	49.9	-24.1	74	42.22	31.6	9.66	33.58	151	283	P	V
		5466.4	47.81	-20.49	68.3	39.9	31.8	9.7	33.59	151	283	P	V
		5398.48	42.12	-11.88	54	34.44	31.6	9.66	33.58	151	283	A	V
		5550	105.73	-	-	97.54	32.05	9.74	33.6	151	283	P	V
		5550	99.33	-	-	91.14	32.05	9.74	33.6	151	283	A	V
		5734.13	48.41	-19.89	68.3	39.8	32.2	10.01	33.6	151	283	P	V



WiFi Ant. 1+2	Note	Frequency (MHz)	Level (dBμV/m)	Over Limit (dB)	Limit Line (dBμV/m)	Read Level (dBμV)	Antenna Factor (dB/m)	Cable Loss (dB)	Preamp Factor (dB)	Ant Pos (cm)	Table Pos (deg)	Peak Avg. (P/A)	Pol. (H/V)
802.11n HT40 CH 134 5670MHz		5452.55	46.91	-27.09	74	39.06	31.76	9.68	33.59	232	339	P	H
		5467.95	46.16	-22.14	68.3	38.25	31.8	9.7	33.59	232	339	P	H
		5459.2	38.1	-15.9	54	30.23	31.78	9.68	33.59	232	339	A	H
		5670	102.93	-	-	94.41	32.2	9.92	33.6	232	339	P	H
		5670	96.82	-	-	88.3	32.2	9.92	33.6	232	339	A	H
		5734.725	48.92	-19.38	68.3	40.31	32.2	10.01	33.6	232	339	P	H
		5446.6	47.8	-26.2	74	39.97	31.74	9.68	33.59	145	287	P	V
		5460.95	46.88	-21.42	68.3	39.01	31.78	9.68	33.59	145	287	P	V
		5459.55	38.96	-15.04	54	31.09	31.78	9.68	33.59	145	287	A	V
		5670	106.03	-	-	97.51	32.2	9.92	33.6	145	287	P	V
		5670	99.27	-	-	90.75	32.2	9.92	33.6	145	287	A	V
		5742.075	49.73	-18.57	68.3	41.04	32.2	10.09	33.6	145	287	P	V
Remark	<ol style="list-style-type: none"> No other spurious found. All results are PASS against Peak and Average limit line. 												



Band 3 - 5470~5725MHz
WIFI 802.11n HT40 (Harmonic @ 3m)

WIFI Ant. 1+2	Note	Frequency (MHz)	Level (dBμV/m)	Over Limit (dB)	Limit Line (dBμV/m)	Read Level (dBμV)	Antenna Factor (dB/m)	Cable Loss (dB)	Preamp Factor (dB)	Ant Pos (cm)	Table Pos (deg)	Peak Avg. (P/A)	Pol. (H/V)
802.11n HT40 CH 102		11020	47.05	-26.95	74	46.53	40.4	12.54	52.42	123	215	P	H
		16530	47.76	-20.54	68.3	45.38	39.67	15.18	52.47	182	148	P	H
5510MHz		11020	47.33	-26.67	74	46.81	40.4	12.54	52.42	170	230	P	V
		16530	48.58	-19.72	68.3	46.2	39.67	15.18	52.47	160	300	P	V
802.11n HT40 CH 110		11100	47.9	-26.1	74	47.38	40.42	12.6	52.5	153	216	P	H
		16650	49.08	-19.22	68.3	45.78	40.37	15.27	52.34	123	315	P	H
		11100	47.95	-26.05	74	47.43	40.42	12.6	52.5	155	210	P	V
		16650	50.22	-18.08	68.3	46.92	40.37	15.27	52.34	171	352	P	V
802.11n HT40 CH 134		11340	47.77	-26.23	74	47.27	40.47	12.76	52.73	195	335	P	H
		17010	49.32	-18.98	68.3	43.35	42.43	15.56	52.02	144	152	P	H
		11340	47.41	-26.59	74	46.91	40.47	12.76	52.73	125	198	P	V
		17010	49.39	-18.91	68.3	43.42	42.43	15.56	52.02	185	290	P	V
Remark	1. No other spurious found. 2. All results are PASS against Peak and Average limit line.												



Band 3 - 5470~5725MHz
WIFI 802.11ac VHT80 (Band Edge @ 3m)

WIFI Ant. 1+2	Note	Frequency (MHz)	Level (dBμV/m)	Over Limit (dB)	Limit Line (dBμV/m)	Read Level (dBμV)	Antenna Factor (dB/m)	Cable Loss (dB)	Preamp Factor (dB)	Ant Pos (cm)	Table Pos (deg)	Peak Avg. (P/A)	Pol. (H/V)
802.11ac VHT80 CH 106 5530MHz		5444.56	47.44	-26.56	74	39.62	31.73	9.68	33.59	109	345	P	H
		5468.32	49.93	-18.37	68.3	42.02	31.8	9.7	33.59	109	345	P	H
		5459.44	39.32	-14.68	54	31.45	31.78	9.68	33.59	109	345	A	H
		5530	97.75	-	-	89.64	31.99	9.72	33.6	109	345	P	H
		5530	90.89	-	-	82.78	31.99	9.72	33.6	109	345	A	H
		5734.13	48.14	-20.16	68.3	39.53	32.2	10.01	33.6	109	345	P	H
		5396.32	50.23	-23.77	74	42.54	31.61	9.66	33.58	148	284	P	V
		5468.08	50.53	-17.77	68.3	42.62	31.8	9.7	33.59	148	284	P	V
		5459.92	41.9	-12.1	54	34.03	31.78	9.68	33.59	148	284	A	V
		5530	100.66	-	-	92.55	31.99	9.72	33.6	148	284	P	V
		5530	93.32	-	-	85.21	31.99	9.72	33.6	148	284	A	V
	5761.22	47.77	-20.53	68.3	39.08	32.2	10.09	33.6	148	284	P	V	
802.11ac VHT80 CH 122 5610MHz		5420.56	48.44	-25.56	74	40.7	31.66	9.66	33.58	227	343	P	H
		5468.56	46.4	-21.9	68.3	38.48	31.81	9.7	33.59	227	343	P	H
		5459.92	38.46	-15.54	54	30.59	31.78	9.68	33.59	227	343	A	H
		5610	99.19	-	-	90.83	32.2	9.76	33.6	227	343	P	H
		5610	91.88	-	-	83.52	32.2	9.76	33.6	227	343	A	H
		5748.2	48.78	-19.52	68.3	40.09	32.2	10.09	33.6	227	343	P	H
		5453.92	47.94	-26.06	74	40.09	31.76	9.68	33.59	218	301	P	V
		5468.8	48.61	-19.69	68.3	40.69	31.81	9.7	33.59	218	301	P	V
		5459.44	39.67	-14.33	54	31.8	31.78	9.68	33.59	218	301	A	V
		5610	101.44	-	-	93.08	32.2	9.76	33.6	218	301	P	V
	5610	94.66	-	-	86.3	32.2	9.76	33.6	218	301	A	V	
	5728.075	50.26	-18.04	68.3	41.65	32.2	10.01	33.6	218	301	P	V	
Remark	1. No other spurious found. 2. All results are PASS against Peak and Average limit line.												



Band 3 5470~5725MHz
WIFI 802.11ac VHT80 (Harmonic @ 3m)

WIFI Ant. 1+2	Note	Frequency (MHz)	Level (dBμV/m)	Over Limit (dB)	Limit Line (dBμV/m)	Read Level (dBμV)	Antenna Factor (dB/m)	Cable Loss (dB)	Preamp Factor (dB)	Ant Pos (cm)	Table Pos (deg)	Peak Avg. (P/A)	Pol. (H/V)
802.11ac VHT80		11060	47.72	-26.28	74	47.21	40.41	12.57	52.47	170	230	P	H
		16590	48.79	-19.51	68.3	45.94	40.02	15.24	52.41	155	305	P	H
CH 106 5530MHz		11060	47.93	-26.07	74	47.42	40.41	12.57	52.47	166	212	P	V
		16590	49.25	-19.05	68.3	46.4	40.02	15.24	52.41	132	343	P	V
802.11ac VHT80 CH 122 5610MHz		11220	47.87	-26.13	74	47.37	40.44	12.68	52.62	200	360	P	H
		16830	48.57	-19.73	68.3	43.91	41.41	15.42	52.17	170	315	P	H
		11220	47.1	-26.9	74	46.6	40.44	12.68	52.62	155	260	P	V
		16830	48.95	-19.35	68.3	44.29	41.41	15.42	52.17	180	220	P	V
Remark	1. No other spurious found. 2. All results are PASS against Peak and Average limit line.												



WIFI 802.11ac VHT160 (Band Edge @ 3m)

WIFI Ant. 1+2	Note	Frequency (MHz)	Level (dBμV/m)	Over Limit (dB)	Limit Line (dBμV/m)	Read Level (dBμV)	Antenna Factor (dB/m)	Path Loss (dB)	Preamp Factor (dB)	Ant Pos (cm)	Table Pos (deg)	Peak Avg. (P/A)	Pol. (H/V)
802.11ac VHT160 CH 50 5250MHz		5117.52	50.98	-23.02	74	43.83	31.74	8.51	33.1	181	353	P	H
		5148.2	40.65	-13.35	54	33.44	31.8	8.51	33.1	181	353	A	H
		5250	93.85	-	-	86.27	31.83	8.85	33.1	181	353	P	H
	*	5250	86.54	-	-	78.96	31.83	8.85	33.1	181	353	A	H
		5351.28	54.67	-19.33	74	46.64	31.67	9.46	33.1	181	353	P	H
		5359.2	44.24	-9.76	54	36.22	31.66	9.46	33.1	181	353	A	H
		5142.74	54.35	-19.65	74	47.15	31.79	8.51	33.1	172	289	P	V
		5149.24	44.49	-9.51	54	37.28	31.8	8.51	33.1	172	289	A	V
		5250	98.38	-	-	90.8	31.83	8.85	33.1	172	289	P	V
	*	5250	89.57	-	-	81.99	31.83	8.85	33.1	172	289	A	V
		5359.44	60.33	-13.67	74	52.31	31.66	9.46	33.1	172	289	P	V
	5354.16	50.48	-3.52	54	42.45	31.67	9.46	33.1	172	289	A	V	
802.11ac VHT160 CH 114 5570MHz		5434	51.95	-22.05	74	43.25	31.7	9.68	32.68	183	341	P	H
		5459.92	51.63	-22.37	74	42.86	31.78	9.68	32.69	183	341	P	H
		5459.2	42.58	-11.42	54	33.81	31.78	9.68	32.69	183	341	A	H
	*	5570	96.67	-	-	87.51	32.11	9.74	32.69	183	341	P	H
		5570	89.52	-	-	80.36	32.11	9.74	32.69	183	341	A	H
		5726.255	56.53	-11.77	68.3	46.97	32.2	10.01	32.65	183	341	P	H
		5457.28	56.16	-17.84	74	47.4	31.77	9.68	32.69	154	282	P	V
		5466.4	53.81	-14.49	68.3	45	31.8	9.7	32.69	154	282	P	V
		5435.92	46.02	-7.98	54	37.31	31.71	9.68	32.68	154	282	A	V
	*	5570	99.6	-	-	90.44	32.11	9.74	32.69	154	282	P	V
	5570	92.45	-	-	83.29	32.11	9.74	32.69	154	282	A	V	
	5754.92	57.26	-11.04	68.3	47.62	32.2	10.09	32.65	154	282	P	V	
Remark	1. No other spurious found. 2. All results are PASS against Peak and Average limit line.												



Band 3 5470~5725MHz

WIFI 802.11ac VHT160 (Harmonic @ 3m)

WIFI Ant. 1+2	Note	Frequency (MHz)	Level (dBμV/m)	Over Limit (dB)	Limit Line (dBμV/m)	Read Level (dBμV)	Antenna Factor (dB/m)	Path Loss (dB)	Preamp Factor (dB)	Ant Pos (cm)	Table Pos (deg)	Peak Avg. (P/A)	Pol. (H/V)
802.11ac		10500	48.04	-20.26	68.3	47.37	39.8	12.17	51.3	115	296	P	H
VHT160		15750	47.13	-26.87	74	46.45	38.2	14.67	52.19	163	225	P	H
CH 50		10500	48.59	-19.71	68.3	47.92	39.8	12.17	51.3	154	211	P	V
5250MHz		15750	47.49	-26.51	74	46.81	38.2	14.67	52.19	182	125	P	V
802.11ac		11140	46.12	-27.88	74	45.6	40.43	12.62	52.53	111	255	P	H
VHT160		16710	50.2	-18.1	68.3	46.44	40.72	15.33	52.29	145	262	P	H
CH 114		11140	46.64	-27.36	74	46.12	40.43	12.62	52.53	196	263	P	V
5570MHz		16710	48.89	-19.41	68.3	45.13	40.72	15.33	52.29	146	336	P	V
Remark	1. No other spurious found. 2. All results are PASS against Peak and Average limit line.												



Band 3 - Straddle Channel

WIFI 802.11a (Harmonic @ 3m)

WIFI	Note	Frequency	Level	Over	Limit	Read	Antenna	Cable	Preamp	Ant	Table	Peak	Pol.
Ant.				Limit	Line	Level	Factor	Loss	Factor	Pos	Pos	Avg.	
1+2		(MHz)	(dBμV/m)	(dB)	(dBμV/m)	(dBμV)	(dB/m)	(dB)	(dB)	(cm)	(deg)	(P/A)	(H/V)
802.11a CH 144 5720MHz		11440	47.25	-26.75	74	46.74	40.49	12.85	52.83	157	285	P	H
		17160	48.83	-19.47	68.3	42.47	42.94	15.65	52.23	165	246	P	H
		11440	47.54	-26.46	74	47.03	40.49	12.85	52.83	122	291	P	V
		17160	50.59	-17.71	68.3	44.23	42.94	15.65	52.23	153	102	P	V
Remark	1. No other spurious found. 2. All results are PASS against Peak and Average limit line.												



Band 3 - Straddle Channel
WIFI 802.11n HT20 (Harmonic @ 3m)

WIFI Ant. 1+2	Note	Frequency (MHz)	Level (dBμV/m)	Over Limit (dB)	Limit Line (dBμV/m)	Read Level (dBμV)	Antenna Factor (dB/m)	Cable Loss (dB)	Preamp Factor (dB)	Ant Pos (cm)	Table Pos (deg)	Peak Avg. (P/A)	Pol. (H/V)
802.11n		11440	47.28	-26.72	74	46.77	40.49	12.85	52.83	125	296	P	H
HT20		17160	48.76	-19.54	68.3	42.4	42.94	15.65	52.23	163	225	P	H
CH 144		11440	47.71	-26.29	74	47.2	40.49	12.85	52.83	118	260	P	V
5720MHz		17160	49.92	-18.38	68.3	43.56	42.94	15.65	52.23	129	336	P	V
Remark	1. No other spurious found. 2. All results are PASS against Peak and Average limit line.												



Band 3 - Straddle Channel
WIFI 802.11n HT40 (Harmonic @ 3m)

Table with 14 columns: WIFI Ant. 1+2, Note, Frequency (MHz), Level (dBµV/m), Over Limit (dB), Limit Line (dBµV/m), Read Level (dBµV), Antenna Factor (dB/m), Cable Loss (dB), Preamp Factor (dB), Ant Pos (cm), Table Pos (deg), Peak Avg. (P/A), Pol. (H/V). Rows include 802.11n HT40 CH 142 5710MHz and a Remark section.



Band 3 - Straddle Channel
WIFI 802.11ac VHT80 (Harmonic @ 3m)

WIFI Ant. 1+2	Note	Frequency (MHz)	Level (dBμV/m)	Over Limit (dB)	Limit Line (dBμV/m)	Read Level (dBμV)	Antenna Factor (dB/m)	Cable Loss (dB)	Preamp Factor (dB)	Ant Pos (cm)	Table Pos (deg)	Peak Avg. (P/A)	Pol. (H/V)
802.11ac		11380	47.31	-26.69	74	46.82	40.48	12.79	52.78	195	335	P	H
VHT80		17070	52.33	-15.97	68.3	46.19	42.64	15.59	52.09	162	310	P	H
CH 138		11380	47.61	-26.39	74	47.12	40.48	12.79	52.78	125	315	P	V
5690MHz		17070	51.14	-17.16	68.3	45	42.64	15.59	52.09	185	290	P	V
Remark	1. No other spurious found. 2. All results are PASS against Peak and Average limit line.												



Band 1 - 5150~5250MHz

WIFI 802.11ax HE20 Full (Band Edge @ 3m)

WIFI	Note	Frequency	Level	Over	Limit	Read	Antenna	Path	Preamp	Ant	Table	Peak	Pol.
Ant.				Limit	Line	Level	Factor	Loss	Factor	Pos	Pos	Avg.	
1+2		(MHz)	(dBμV/m)	(dB)	(dBμV/m)	(dBμV)	(dB/m)	(dB)	(dB)	(cm)	(deg)	(P/A)	(H/V)
802.11ax HE20 Full CH 36 5180MHz		5032.24	48.54	-25.46	74	42.2	31.56	8.29	33.51	325	357	P	H
		5025.22	38.69	-15.31	54	32.36	31.55	8.29	33.51	325	357	A	H
	*	5180	99.97	-	-	93.07	31.86	8.58	33.54	325	357	P	H
		5180	92.77	-	-	85.87	31.86	8.58	33.54	325	357	A	H
		5022.1	48.49	-25.51	74	42.17	31.54	8.29	33.51	283	279	P	V
		5029.9	40.15	-13.85	54	33.81	31.56	8.29	33.51	283	279	A	V
	*	5180	104.02	-	-	97.12	31.86	8.58	33.54	283	279	P	V
	5180	96.86	-	-	89.96	31.86	8.58	33.54	283	279	A	V	
802.11ax HE20 Full CH 44 5220MHz		5069.42	47.75	-26.25	74	41.27	31.64	8.36	33.52	321	5	P	H
		5068.64	38.67	-15.33	54	32.19	31.64	8.36	33.52	321	5	A	H
	*	5220	100.13	-	-	93.15	31.87	8.65	33.54	321	5	P	H
		5220	92.65	-	-	85.67	31.87	8.65	33.54	321	5	A	H
		5371.44	47.45	-26.55	74	39.92	31.64	9.46	33.57	321	5	P	H
		5456.88	38.05	-15.95	54	30.19	31.77	9.68	33.59	321	5	A	H
		5063.18	49.26	-24.74	74	42.78	31.63	8.36	33.51	228	262	P	V
		5070.2	40.39	-13.61	54	33.91	31.64	8.36	33.52	228	262	A	V
	*	5220	104.8	-	-	97.82	31.87	8.65	33.54	228	262	P	V
		5220	96.87	-	-	89.89	31.87	8.65	33.54	228	262	A	V
	5353.68	47.4	-26.6	74	39.84	31.67	9.46	33.57	228	262	P	V	
	5374.56	38.94	-15.06	54	31.42	31.64	9.46	33.58	228	262	A	V	



802.11ax HE20 Full CH 48 5240MHz		5075.14	47.43	-26.57	74	40.94	31.65	8.36	33.52	220	133	P	H
		5089.44	38.65	-15.35	54	32.06	31.68	8.43	33.52	220	133	A	H
	*	5240	100.68	-	-	93.54	31.84	8.85	33.55	220	133	P	H
		5240	93.84	-	-	86.7	31.84	8.85	33.55	220	133	A	H
		5438.16	47.63	-26.37	74	39.83	31.71	9.68	33.59	220	133	P	H
		5437.92	38.18	-15.82	54	30.38	31.71	9.68	33.59	220	133	A	H
		5085.54	49.14	-24.86	74	42.56	31.67	8.43	33.52	183	284	P	V
		5090.48	40.77	-13.23	54	34.18	31.68	8.43	33.52	183	284	A	V
	*	5240	105.62	-	-	98.48	31.84	8.85	33.55	183	284	P	V
		5240	98.13	-	-	90.99	31.84	8.85	33.55	183	284	A	V
		5389.92	48.16	-25.84	74	40.46	31.62	9.66	33.58	183	284	P	V
		5394.48	39.73	-14.27	54	32.04	31.61	9.66	33.58	183	284	A	V
Remark	<p>1. No other spurious found.</p> <p>2. All results are PASS against Peak and Average limit line.</p>												



Band 1 5150~5250MHz

WIFI 802.11ax HE20 Full (Harmonic @ 3m)

WIFI Ant. 1+2	Note	Frequency (MHz)	Level (dBμV/m)	Over Limit (dB)	Limit Line (dBμV/m)	Read Level (dBμV)	Antenna Factor (dB/m)	Path Loss (dB)	Preamp Factor (dB)	Ant Pos (cm)	Table Pos (deg)	Peak Avg. (P/A)	Pol. (H/V)
802.11ax		10360	48.04	-20.26	68.3	47.86	39.58	12.06	51.46	122	255	P	H
HE20 Full		15540	47.4	-26.6	74	46.48	38.87	14.59	52.54	169	232	P	H
CH 36		10360	47.82	-20.48	68.3	47.64	39.58	12.06	51.46	152	260	P	V
5180MHz		15540	47.05	-26.95	74	46.13	38.87	14.59	52.54	189	238	P	V
802.11ax		10440	47.49	-20.81	68.3	47.05	39.7	12.12	51.38	116	226	P	H
HE20 Full		15660	47.86	-26.14	74	47.08	38.49	14.64	52.35	155	233	P	H
CH 44		10440	46.73	-21.57	68.3	46.29	39.7	12.12	51.38	150	230	P	V
5220MHz		15660	47.91	-26.09	74	47.13	38.49	14.64	52.35	160	225	P	V
802.11ax		10480	46.69	-21.61	68.3	46.09	39.77	12.15	51.32	142	236	P	H
HE20 Full		15720	47.89	-26.11	74	47.17	38.3	14.66	52.24	146	269	P	H
CH 48		10480	47.05	-21.25	68.3	46.45	39.77	12.15	51.32	150	289	P	V
5240MHz		15720	47.66	-26.34	74	46.94	38.3	14.66	52.24	150	291	P	V
Remark	1. No other spurious found. 2. All results are PASS against Peak and Average limit line.												



Band 1 5150~5250MHz
WIFI 802.11ax HE40 Full (Band Edge @ 3m)

WIFI Ant. 1+2	Note	Frequency (MHz)	Level (dBμV/m)	Over Limit (dB)	Limit Line (dBμV/m)	Read Level (dBμV)	Antenna Factor (dB/m)	Path Loss (dB)	Preamp Factor (dB)	Ant Pos (cm)	Table Pos (deg)	Peak Avg. (P/A)	Pol. (H/V)
802.11ax HE40 Full CH 38 5190MHz		5031.46	49.72	-24.28	74	42.97	31.56	8.29	33.1	118	281	P	H
		5150	40.02	-13.98	54	32.81	31.8	8.51	33.1	118	281	A	H
	*	5190	101.13	-	-	93.77	31.88	8.58	33.1	118	281	P	H
		5190	93.81	-	-	86.45	31.88	8.58	33.1	118	281	A	H
		5358.92	47.55	-26.45	74	39.53	31.66	9.46	33.1	118	281	P	H
		5459.44	38.54	-15.46	54	30.18	31.78	9.68	33.1	118	281	A	H
		5146.38	48.77	-25.23	74	41.57	31.79	8.51	33.1	265	125	P	V
		5035.36	40.21	-13.79	54	33.45	31.57	8.29	33.1	265	125	A	V
	*	5190	101.8	-	-	94.44	31.88	8.58	33.1	265	125	P	V
		5190	96.28	-	-	88.92	31.88	8.58	33.1	265	125	A	V
		5392.24	47.84	-26.16	74	39.67	31.61	9.66	33.1	265	125	P	V
		5353.6	39.57	-14.43	54	31.54	31.67	9.46	33.1	265	125	A	V
802.11ax HE40 Full CH 46 5230MHz		5081.38	47.9	-26.1	74	40.91	31.66	8.43	33.1	198	251	P	H
		5074.88	39.34	-14.66	54	32.43	31.65	8.36	33.1	198	251	A	H
	*	5230	97.36	-	-	89.96	31.85	8.65	33.1	198	251	P	H
		5230	89.76	-	-	82.36	31.85	8.65	33.1	198	251	A	H
		5451.12	47.71	-26.29	74	39.38	31.75	9.68	33.1	198	251	P	H
		5458.32	38.5	-15.5	54	30.15	31.77	9.68	33.1	198	251	A	H
		5069.42	49.79	-24.21	74	42.89	31.64	8.36	33.1	315	262	P	V
		5084.76	41.05	-12.95	54	34.05	31.67	8.43	33.1	315	262	A	V
	*	5230	102.37	-	-	94.97	31.85	8.65	33.1	315	262	P	V
		5230	94.79	-	-	87.39	31.85	8.65	33.1	315	262	A	V
	5398.32	48.47	-25.53	74	40.31	31.6	9.66	33.1	315	262	P	V	
	5383.92	39.66	-14.34	54	31.68	31.62	9.46	33.1	315	262	A	V	
Remark	1. No other spurious found. 2. All results are PASS against Peak and Average limit line.												



Band 1 5150~5250MHz

WIFI 802.11ax HE40 Full (Harmonic @ 3m)

WIFI Ant. 1+2	Note	Frequency (MHz)	Level (dBμV/m)	Over Limit (dB)	Limit Line (dBμV/m)	Read Level (dBμV)	Antenna Factor (dB/m)	Path Loss (dB)	Preamp Factor (dB)	Ant Pos (cm)	Table Pos (deg)	Peak Avg. (P/A)	Pol. (H/V)
802.11ax		10380	47.73	-20.57	68.3	47.47	39.61	12.09	51.44	150	360	P	H
HE40 Full		15570	47.96	-26.04	74	47.07	38.78	14.6	52.49	155	360	P	H
CH 38		10380	47.29	-21.01	68.3	47.03	39.61	12.09	51.44	144	325	P	V
5190MHz		15570	47.25	-26.75	74	46.36	38.78	14.6	52.49	113	311	P	V
802.11ax		10460	47.95	-20.35	68.3	47.42	39.74	12.15	51.36	150	360	P	H
HE40 Full		15690	47.47	-26.53	74	46.72	38.39	14.66	52.3	150	225	P	H
CH 46		10460	47.82	-20.48	68.3	47.29	39.74	12.15	51.36	122	315	P	V
5230MHz		15690	47.32	-26.68	74	46.57	38.39	14.66	52.3	116	236	P	V
Remark	1. No other spurious found. 2. All results are PASS against Peak and Average limit line.												



Band 1 5150~5250MHz
WIFI 802.11ax HE80 Full (Band Edge @ 3m)

WIFI Ant. 1+2	Note	Frequency (MHz)	Level (dBμV/m)	Over Limit (dB)	Limit Line (dBμV/m)	Read Level (dBμV)	Antenna Factor (dB/m)	Path Loss (dB)	Preamp Factor (dB)	Ant Pos (cm)	Table Pos (deg)	Peak Avg. (P/A)	Pol. (H/V)
802.11ax HE80 Full CH 42 5210MHz		5072.02	49.02	-24.98	74	42.12	31.64	8.36	33.1	126	307	P	H
		5149.5	39.87	-14.13	54	32.66	31.8	8.51	33.1	126	307	A	H
	*	5210	96.95	-	-	89.51	31.89	8.65	33.1	126	307	P	H
		5210	89.58	-	-	82.14	31.89	8.65	33.1	126	307	A	H
		5355.36	48.17	-25.83	74	40.14	31.67	9.46	33.1	126	307	P	H
		5458.56	38.56	-15.44	54	30.2	31.78	9.68	33.1	126	307	A	H
		5141.96	53.54	-20.46	74	46.35	31.78	8.51	33.1	342	119	P	V
		5150	44.17	-9.83	54	36.96	31.8	8.51	33.1	342	119	A	V
	*	5210	101.47	-	-	94.03	31.89	8.65	33.1	342	119	P	V
		5210	95	-	-	87.56	31.89	8.65	33.1	342	119	A	V
		5445.36	48.44	-25.56	74	40.12	31.74	9.68	33.1	342	119	P	V
		5363.52	39.28	-14.72	54	31.27	31.65	9.46	33.1	342	119	A	V
Remark	1. No other spurious found. 2. All results are PASS against Peak and Average limit line.												



Band 1 5150~5250MHz

WIFI 802.11ax HE80 Full (Harmonic @ 3m)

WIFI Ant. 1+2	Note	Frequency (MHz)	Level (dBμV/m)	Over Limit (dB)	Limit Line (dBμV/m)	Read Level (dBμV)	Antenna Factor (dB/m)	Path Loss (dB)	Preamp Factor (dB)	Ant Pos (cm)	Table Pos (deg)	Peak Avg. (P/A)	Pol. (H/V)
802.11ax		10420	47.48	-20.82	68.3	47.09	39.67	12.12	51.4	122	333	P	H
HE80 Full		15630	47.48	-26.52	74	46.66	38.58	14.62	52.38	110	265	P	H
CH 42		10420	47.19	-21.11	68.3	46.8	39.67	12.12	51.4	150	360	P	V
5210MHz		15630	47.25	-26.75	74	46.43	38.58	14.62	52.38	150	225	P	V
Remark	1. No other spurious found. 2. All results are PASS against Peak and Average limit line.												



Band 2 - 5250~5350MHz

WIFI 802.11ax HE20 Full (Band Edge @ 3m)

WIFI Ant. 1+2	Note	Frequency (MHz)	Level (dBμV/m)	Over Limit (dB)	Limit Line (dBμV/m)	Read Level (dBμV)	Antenna Factor (dB/m)	Path Loss (dB)	Preamp Factor (dB)	Ant Pos (cm)	Table Pos (deg)	Peak Avg. (P/A)	Pol. (H/V)
802.11ax HE20 Full CH 52 5260MHz		5112.84	49.02	-24.98	74	41.96	31.73	8.43	33.1	220	190	P	H
		5102.44	39.71	-14.29	54	32.68	31.7	8.43	33.1	220	190	A	H
	*	5260	103.22	-	-	95.66	31.81	8.85	33.1	220	190	P	H
		5260	96.25	-	-	88.69	31.81	8.85	33.1	220	190	A	H
		5396.64	47.7	-26.3	74	39.53	31.61	9.66	33.1	220	190	P	H
		5457.12	38.56	-15.44	54	30.21	31.77	9.68	33.1	220	190	A	H
		5112.84	49.58	-24.42	74	42.52	31.73	8.43	33.1	130	150	P	V
		5104.78	41.4	-12.6	54	34.36	31.71	8.43	33.1	130	150	A	V
	*	5260	105.17	-	-	97.61	31.81	8.85	33.1	130	150	P	V
		5260	97.94	-	-	90.38	31.81	8.85	33.1	130	150	A	V
		5436.96	48.1	-25.9	74	39.81	31.71	9.68	33.1	130	150	P	V
		5416.56	39.73	-14.27	54	31.52	31.65	9.66	33.1	130	150	A	V
802.11ax HE20 Full CH 60 5300MHz		5142.8	48.91	-25.09	74	41.71	31.79	8.51	33.1	250	149	P	H
		5145.25	40.62	-13.38	54	33.42	31.79	8.51	33.1	250	149	A	H
	*	5300	103.04	-	-	95.34	31.75	9.05	33.1	250	149	P	H
		5300	96.18	-	-	88.48	31.75	9.05	33.1	250	149	A	H
		5447.76	48.4	-25.6	74	40.08	31.74	9.68	33.1	250	149	P	H
		5457.36	39.07	-14.93	54	30.72	31.77	9.68	33.1	250	149	A	H
		5144.9	50.81	-23.19	74	43.61	31.79	8.51	33.1	173	165	P	V
		5144.9	42.05	-11.95	54	34.85	31.79	8.51	33.1	173	165	A	V
	*	5300	106.35	-	-	98.65	31.75	9.05	33.1	173	165	P	V
		5300	98.96	-	-	91.26	31.75	9.05	33.1	173	165	A	V
		5453.04	49.32	-24.68	74	40.98	31.76	9.68	33.1	173	165	P	V
		5457.6	39.99	-14.01	54	31.64	31.77	9.68	33.1	173	165	A	V



802.11ax HE20 Full CH 64 5320MHz	*	5320	103.73	-	-	95.85	31.72	9.26	33.1	295	141	P	H
		5320	96.79	-	-	88.91	31.72	9.26	33.1	295	141	A	H
		5442.56	47.72	-26.28	74	39.41	31.73	9.68	33.1	259	141	P	H
		5459.2	38.66	-15.34	54	30.3	31.78	9.68	33.1	295	141	A	H
	*	5320	107.43	-	-	99.55	31.72	9.26	33.1	320	165	P	V
		5320	100.02	-	-	92.14	31.72	9.26	33.1	320	165	A	V
		5454.88	49.08	-24.92	74	40.74	31.76	9.68	33.1	320	165	P	V
		5460	39.21	-14.79	54	30.85	31.78	9.68	33.1	320	165	A	V
Remark	<ol style="list-style-type: none"> No other spurious found. All results are PASS against Peak and Average limit line. 												



Band 2 5250~5350MHz

WIFI 802.11ax HE20 Full (Harmonic @ 3m)

WIFI Ant. 1+2	Note	Frequency (MHz)	Level (dBμV/m)	Over Limit (dB)	Limit Line (dBμV/m)	Read Level (dBμV)	Antenna Factor (dB/m)	Path Loss (dB)	Preamp Factor (dB)	Ant Pos (cm)	Table Pos (deg)	Peak Avg. (P/A)	Pol. (H/V)
802.11ax		10520	47.85	-20.45	68.3	47.2	39.82	12.17	51.34	144	213	P	H
HE20 Full		15780	47.32	-26.68	74	46.69	38.1	14.69	52.16	136	142	P	H
CH 52		10520	47.9	-20.4	68.3	47.25	39.82	12.17	51.34	150	220	P	V
5260MHz		15780	47.92	-26.08	74	47.29	38.1	14.69	52.16	159	345	P	V
802.11ax		10600	47.74	-26.26	74	47.12	39.92	12.23	51.53	126	252	P	H
HE20 Full		15900	47.22	-26.78	74	46.72	37.72	14.75	51.97	129	164	P	H
CH 60		10600	47.45	-26.55	74	46.83	39.92	12.23	51.53	185	215	P	V
5300MHz		15900	47.59	-26.41	74	47.09	37.72	14.75	51.97	196	190	P	V
802.11ax		10640	47.34	-26.66	74	46.71	39.97	12.26	51.6	126	139	P	H
HE20 Full		15960	47.63	-26.37	74	47.18	37.53	14.78	51.86	146	263	P	H
CH 64		10640	47.26	-26.74	74	46.63	39.97	12.26	51.6	152	135	P	V
5320MHz		15960	47.24	-26.76	74	46.79	37.53	14.78	51.86	173	245	P	V
Remark	1. No other spurious found. 2. All results are PASS against Peak and Average limit line.												



Band 2 5250~5350MHz
WIFI 802.11ax HE40 Full (Band Edge @ 3m)

WIFI Ant. 1+2	Note	Frequency (MHz)	Level (dBμV/m)	Over Limit (dB)	Limit Line (dBμV/m)	Read Level (dBμV)	Antenna Factor (dB/m)	Path Loss (dB)	Preamp Factor (dB)	Ant Pos (cm)	Table Pos (deg)	Peak Avg. (P/A)	Pol. (H/V)
802.11ax HE40 Full CH 54 5270MHz		5110.6	48.88	-25.12	74	41.83	31.72	8.43	33.1	341	278	P	H
		5115.15	40.85	-13.15	54	33.71	31.73	8.51	33.1	341	278	A	H
	*	5270	102.66	-	-	95.11	31.8	8.85	33.1	341	278	P	H
		5270	96	-	-	88.45	31.8	8.85	33.1	341	278	A	H
		5355.12	47.1	-26.9	74	39.07	31.67	9.46	33.1	341	278	P	H
		5434.8	38.48	-15.52	54	30.2	31.7	9.68	33.1	341	278	A	H
		5119	51.77	-22.23	74	44.62	31.74	8.51	33.1	262	311		V
		5122.5	42.09	-11.91	54	34.94	31.74	8.51	33.1	262	311	P	V
		5270	103.2	-	-	95.65	31.8	8.85	33.1	262	311	A	V
	*	5270	96.67	-	-	89.12	31.8	8.85	33.1	262	311	P	V
		5441.04	48.5	-25.5	74	40.2	31.72	9.68	33.1	262	311	A	V
		5424.48	40.09	-13.91	54	31.86	31.67	9.66	33.1	262	311	P	V
802.11ax HE40 Full CH 62 5310MHz		5142.8	49.31	-24.69	74	42.11	31.79	8.51	33.1	196	155	P	H
		5150	40.95	-13.05	54	33.74	31.8	8.51	33.1	196	155	A	H
	*	5310	101.57	-	-	93.67	31.74	9.26	33.1	196	155	P	H
		5310	96.05	-	-	88.15	31.74	9.26	33.1	196	155	A	H
		5353.2	50.75	-23.25	74	42.72	31.67	9.46	33.1	196	155	P	H
		5350.08	41.53	-12.47	54	33.5	31.67	9.46	33.1	196	155	A	H
		5145.95	50.08	-23.92	74	42.88	31.79	8.51	33.1	116	212	P	V
		5149.8	41.98	-12.02	54	34.77	31.8	8.51	33.1	116	212	A	V
	*	5310	103.4	-	-	95.5	31.74	9.26	33.1	116	212	P	V
		5310	97.14	-	-	89.24	31.74	9.26	33.1	116	212	A	V
	5350.8	52.41	-21.59	74	44.38	31.67	9.46	33.1	116	212	P	V	
	5350.08	44.73	-9.27	54	36.7	31.67	9.46	33.1	116	212	A	V	
Remark	1. No other spurious found. 2. All results are PASS against Peak and Average limit line.												



Band 2 5250~5350MHz

WIFI 802.11ax HE40 Full (Harmonic @ 3m)

WIFI Ant. 1+2	Note	Frequency (MHz)	Level (dBμV/m)	Over Limit (dB)	Limit Line (dBμV/m)	Read Level (dBμV)	Antenna Factor (dB/m)	Path Loss (dB)	Preamp Factor (dB)	Ant Pos (cm)	Table Pos (deg)	Peak Avg. (P/A)	Pol. (H/V)
802.11ax		10540	47.28	-21.02	68.3	46.61	39.85	12.2	51.38	125	211	P	H
HE40 Full		15810	47.33	-26.67	74	46.71	38.01	14.71	52.1	126	269	P	H
CH 54		10540	47.34	-20.96	68.3	46.67	39.85	12.2	51.38	150	220	P	V
5270MHz		15810	47.68	-26.32	74	47.06	38.01	14.71	52.1	168	345	P	V
802.11ax		10620	47.5	-26.5	74	46.87	39.94	12.26	51.57	126	248	P	H
HE40 Full		15930	47.41	-26.59	74	46.94	37.62	14.76	51.91	120	149	P	H
CH 62		10620	47.71	-26.29	74	47.08	39.94	12.26	51.57	150	220	P	V
5310MHz		15930	47.76	-26.24	74	47.29	37.62	14.76	51.91	160	100	P	V
Remark	1. No other spurious found. 2. All results are PASS against Peak and Average limit line.												



Band 2 5250~5350MHz
WIFI 802.11ax HE80 Full (Band Edge @ 3m)

Table with 14 columns: WIFI Ant. 1+2, Note, Frequency (MHz), Level (dBµV/m), Over Limit (dB), Limit Line (dBµV/m), Read Level (dBµV), Antenna Factor (dB/m), Path Loss (dB), Preamp Factor (dB), Ant Pos (cm), Table Pos (deg), Peak Avg. (P/A), Pol. (H/V). Rows include test results for 802.11ax HE80 Full CH 58 5290MHz and a Remark section.



Band 2 5250~5350MHz

WIFI 802.11ax HE80 Full (Harmonic @ 3m)

WIFI Ant. 1+2	Note	Frequency (MHz)	Level (dBμV/m)	Over Limit (dB)	Limit Line (dBμV/m)	Read Level (dBμV)	Antenna Factor (dB/m)	Path Loss (dB)	Preamp Factor (dB)	Ant Pos (cm)	Table Pos (deg)	Peak Avg. (P/A)	Pol. (H/V)
802.11ax		10580	47.96	-20.34	68.3	47.32	39.9	12.23	51.49	185	215	P	H
HE80 Full		15870	47.72	-26.28	74	47.16	37.82	14.73	51.99	196	190	P	H
CH 58		10580	47.92	-20.38	68.3	47.28	39.9	12.23	51.49	170	232	P	V
5290MHz		15870	47.23	-26.77	74	46.67	37.82	14.73	51.99	190	130	P	V
Remark	1. No other spurious found. 2. All results are PASS against Peak and Average limit line.												



Band 3 - 5470~5725MHz

WIFI 802.11ax HE20 Full (Band Edge @ 3m)

WIFI Ant. 1+2	Note	Frequency (MHz)	Level (dBμV/m)	Over Limit (dB)	Limit Line (dBμV/m)	Read Level (dBμV)	Antenna Factor (dB/m)	Path Loss (dB)	Preamp Factor (dB)	Ant Pos (cm)	Table Pos (deg)	Peak Avg. (P/A)	Pol. (H/V)
802.11ax HE20 Full CH 100 5500MHz		5389.68	48.29	-25.71	74	40.11	31.62	9.66	33.1	132	159	P	H
		5462.32	47.6	-20.7	68.3	39.23	31.79	9.68	33.1	132	159	P	H
		5350	40.58	-13.42	54	32.55	31.67	9.46	33.1	132	159	A	H
	*	5500	103.92	-	-	95.42	31.9	9.7	33.1	132	159	P	H
		5500	96.37	-	-	87.87	31.9	9.7	33.1	132	159	A	H
		5350.96	51.14	-22.86	74	43.11	31.67	9.46	33.1	116	124	P	V
		5469.04	47.48	-20.82	68.3	39.07	31.81	9.7	33.1	116	124	P	V
	*	5351.12	43.64	-10.36	54	35.61	31.67	9.46	33.1	116	124	A	V
		5500	106.52	-	-	98.02	31.9	9.7	33.1	116	124	P	V
		5500	100.09	-	-	91.59	31.9	9.7	33.1	116	124	A	V
802.11ax HE20 Full CH 116 5580MHz		5432.56	47.86	-26.14	74	39.58	31.7	9.68	33.1	315	174	P	H
		5469.52	47.58	-20.72	68.3	39.17	31.81	9.7	33.1	315	174	P	H
		5430.16	39.3	-14.7	54	31.03	31.69	9.68	33.1	315	174	A	H
	*	5580	106.56	-	-	97.78	32.14	9.74	33.1	315	174	P	H
		5580	98.67	-	-	89.89	32.14	9.74	33.1	315	174	A	H
		5734.76	48.47	-19.83	68.3	39.36	32.2	10.01	33.1	315	174	P	H
		5425.36	49.85	-24.15	74	41.61	31.68	9.66	33.1	356	210	P	V
		5470	47.66	-20.64	68.3	39.25	31.81	9.7	33.1	356	210	P	V
		5425.12	40.56	-13.44	54	32.32	31.68	9.66	33.1	356	210	A	V
	*	5580	107.7	-	-	98.92	32.14	9.74	33.1	356	210	P	V
	5580	100.1	-	-	91.32	32.14	9.74	33.1	356	210	A	V	
	5757.44	49.04	-19.26	68.3	39.85	32.2	10.09	33.1	356	210	P	V	



802.11ax	*	5700	105.46	-	-	96.35	32.2	10.01	33.1	221	169	P	H
		5700	98.76	-	-	89.65	32.2	10.01	33.1	221	169	A	H
HE20 Full		5725.08	53.57	-14.73	68.3	44.46	32.2	10.01	33.1	221	169	P	H
CH 140	*	5700	108.97	-	-	99.86	32.2	10.01	33.1	162	245	P	V
5700MHz		5700	100.67	-	-	91.56	32.2	10.01	33.1	162	245	A	V
		5728.36	53.21	-15.09	68.3	44.1	32.2	10.01	33.1	162	245	P	V
Remark	1. No other spurious found. 2. All results are PASS against Peak and Average limit line.												



Band 3 5470~5725MHz

WIFI 802.11ax HE20 (Harmonic @ 3m)

WIFI Ant. 1+2	Note	Frequency (MHz)	Level (dBμV/m)	Over Limit (dB)	Limit Line (dBμV/m)	Read Level (dBμV)	Antenna Factor (dB/m)	Path Loss (dB)	Preamp Factor (dB)	Ant Pos (cm)	Table Pos (deg)	Peak Avg. (P/A)	Pol. (H/V)
802.11ax		11000	47.09	-26.91	74	46.58	40.4	12.51	52.4	123	216	P	H
HE20 Full		16500	50.5	-17.8	68.3	48.35	39.5	15.15	52.5	184	226	P	H
CH 100		11000	47.12	-26.88	74	46.61	40.4	12.51	52.4	155	212	P	V
5500MHz		16500	50.7	-17.6	68.3	48.55	39.5	15.15	52.5	178	296	P	V
802.11ax		11160	47.44	-26.56	74	46.93	40.43	12.65	52.57	183	320	P	H
HE20 Full		16740	49.94	-18.36	68.3	45.95	40.89	15.36	52.26	163	232	P	H
CH 116		11160	47.19	-26.81	74	46.68	40.43	12.65	52.57	170	200	P	V
5580MHz		16740	49.16	-19.14	68.3	45.17	40.89	15.36	52.26	156	350	P	V
802.11ax		11400	47.92	-26.08	74	47.42	40.48	12.82	52.8	157	285	P	H
HE20 Full		17100	50.54	-17.76	68.3	44.32	42.74	15.62	52.14	165	246	P	H
CH 140		11400	47.89	-26.11	74	47.39	40.48	12.82	52.8	122	291	P	V
5700MHz		17100	50.03	-18.27	68.3	43.81	42.74	15.62	52.14	153	102	P	V
Remark	1. No other spurious found. 2. All results are PASS against Peak and Average limit line.												



Band 3 5470~5725MHz
WIFI 802.11ax HE40 Full (Band Edge @ 3m)

WIFI Ant. 1+2	Note	Frequency (MHz)	Level (dBμV/m)	Over Limit (dB)	Limit Line (dBμV/m)	Read Level (dBμV)	Antenna Factor (dB/m)	Path Loss (dB)	Preamp Factor (dB)	Ant Pos (cm)	Table Pos (deg)	Peak Avg. (P/A)	Pol. (H/V)
802.11ax HE40 Full CH 102 5510MHz		5365.6	48.21	-25.79	74	40.2	31.65	9.46	33.1	116	162	P	H
		5468.56	48.53	-19.77	68.3	40.12	31.81	9.7	33.1	116	162	P	H
		5459.92	39.22	-14.78	54	30.86	31.78	9.68	33.1	116	162	A	H
	*	5510	101.2	-	-	92.65	31.93	9.72	33.1	116	162	P	H
		5510	93.76	-	-	85.21	31.93	9.72	33.1	116	162	A	H
		5733.185	48.37	-19.93	68.3	39.26	32.2	10.01	33.1	116	162	P	H
		5357.44	51.67	-22.33	74	43.65	31.66	9.46	33.1	165	220	P	V
		5468.56	51.13	-17.17	68.3	42.72	31.81	9.7	33.1	165	220	P	V
		5355.28	41.77	-12.23	54	33.74	31.67	9.46	33.1	165	220	A	V
	*	5510	103.8	-	-	95.25	31.93	9.72	33.1	165	220	P	V
		5510	97.11	-	-	88.56	31.93	9.72	33.1	165	220	A	V
	5737.595	49.71	-18.59	68.3	40.6	32.2	10.01	33.1	165	220	P	V	
802.11ax HE40 Full CH 110 5550MHz		5351.2	48.61	-25.39	74	40.58	31.67	9.46	33.1	256	171	P	H
		5465.2	46.51	-21.79	68.3	38.13	31.8	9.68	33.1	256	171	P	H
		5395.36	39.02	-14.98	54	30.85	31.61	9.66	33.1	256	171	A	H
	*	5550	102.06	-	-	93.37	32.05	9.74	33.1	256	171	P	H
		5550	95.05	-	-	86.36	32.05	9.74	33.1	256	171	A	H
		5728.145	49.5	-18.8	68.3	40.39	32.2	10.01	33.1	256	171	P	H
		5393.44	49.87	-24.13	74	41.7	31.61	9.66	33.1	166	116	P	V
		5468.08	47.09	-21.21	68.3	38.69	31.8	9.7	33.1	166	116	P	V
		5394.64	40.91	-13.09	54	32.74	31.61	9.66	33.1	166	116	A	V
	*	5550	105.11	-	-	96.42	32.05	9.74	33.1	166	116	P	V
	5550	98.38	-	-	89.69	32.05	9.74	33.1	166	116	A	V	
	5759.96	49.23	-19.07	68.3	40.04	32.2	10.09	33.1	166	116	P	V	



802.11ax HE40 Full CH 134 5670MHz		5429.45	47.59	-26.41	74	39.32	31.69	9.68	33.1	125	171	P	H
		5464.45	47.14	-21.16	68.3	38.77	31.79	9.68	33.1	125	171	P	H
		5459.9	38.64	-15.36	54	30.28	31.78	9.68	33.1	125	171	A	H
	*	5670	102.81	-	-	93.79	32.2	9.92	33.1	125	171	P	H
		5670	95.61	-	-	86.59	32.2	9.92	33.1	125	171	A	H
		5732.275	48.99	-19.31	68.3	39.88	32.2	10.01	33.1	125	171	P	H
		5434	47.95	-26.05	74	39.67	31.7	9.68	33.1	161	122	P	V
		5467.25	48.34	-19.96	68.3	39.94	31.8	9.7	33.1	161	122	P	V
		5459.55	39.2	-14.8	54	30.84	31.78	9.68	33.1	161	122	A	V
	*	5670	105.19	-	-	96.17	32.2	9.92	33.1	161	122	P	V
		5670	99.54	-	-	90.52	32.2	9.92	33.1	161	122	A	V
		5749.95	49.56	-18.74	68.3	40.37	32.2	10.09	33.1	161	122	P	V
Remark	1. No other spurious found. 2. All results are PASS against Peak and Average limit line.												



Band 3 5470~5725MHz

WIFI 802.11ax HE40 Full (Harmonic @ 3m)

WIFI Ant. 1+2	Note	Frequency (MHz)	Level (dBμV/m)	Over Limit (dB)	Limit Line (dBμV/m)	Read Level (dBμV)	Antenna Factor (dB/m)	Path Loss (dB)	Preamp Factor (dB)	Ant Pos (cm)	Table Pos (deg)	Peak Avg. (P/A)	Pol. (H/V)
802.11ax		11020	47.4	-26.6	74	46.88	40.4	12.54	52.42	123	215	P	H
HE40 Full		16530	48.34	-19.96	68.3	45.96	39.67	15.18	52.47	182	148	P	H
CH 102		11020	47.99	-26.01	74	47.47	40.4	12.54	52.42	170	230	P	V
5510MHz		16530	47.52	-20.78	68.3	45.14	39.67	15.18	52.47	160	300	P	V
802.11ax		11100	47.45	-26.55	74	46.93	40.42	12.6	52.5	153	216	P	H
HE40 Full		16650	47.77	-20.53	68.3	44.47	40.37	15.27	52.34	123	315	P	H
CH 110		11100	47.04	-26.96	74	46.52	40.42	12.6	52.5	155	210	P	V
5550MHz		16650	49.6	-18.7	68.3	46.3	40.37	15.27	52.34	171	352	P	V
802.11ax		11340	47.31	-26.69	74	46.81	40.47	12.76	52.73	195	335	P	H
HE40 Full		17010	50.23	-18.07	68.3	44.26	42.43	15.56	52.02	144	152	P	H
CH 134		11340	47.95	-26.05	74	47.45	40.47	12.76	52.73	125	198	P	V
5670MHz		17010	51.09	-17.21	68.3	45.12	42.43	15.56	52.02	185	290	P	V
Remark	1. No other spurious found. 2. All results are PASS against Peak and Average limit line.												



Band 3 5470~5725MHz
WIFI 802.11ax HE80 Full (Band Edge @ 3m)

WIFI Ant. 1+2	Note	Frequency (MHz)	Level (dBμV/m)	Over Limit (dB)	Limit Line (dBμV/m)	Read Level (dBμV)	Antenna Factor (dB/m)	Path Loss (dB)	Preamp Factor (dB)	Ant Pos (cm)	Table Pos (deg)	Peak Avg. (P/A)	Pol. (H/V)
802.11ax HE80 Full CH 106 5530MHz		5452	48.62	-25.38	74	40.28	31.76	9.68	33.1	103	166	P	H
		5469.76	49.25	-19.05	68.3	40.84	31.81	9.7	33.1	103	166	P	H
		5459.92	40.24	-13.76	54	31.88	31.78	9.68	33.1	103	166	A	H
	*	5530	98.37	-	-	89.76	31.99	9.72	33.1	103	166	P	H
		5530	90.76	-	-	82.15	31.99	9.72	33.1	103	166	A	H
		5731.295	48.39	-19.91	68.3	39.28	32.2	10.01	33.1	103	166	P	H
		5452	50.62	-23.38	74	42.28	31.76	9.68	33.1	143	121	P	V
		5464	51.02	-17.28	68.3	42.65	31.79	9.68	33.1	143	121	P	V
		5459.44	42.63	-11.37	54	34.27	31.78	9.68	33.1	143	121	A	V
	*	5530	102.47	-	-	93.86	31.99	9.72	33.1	143	121	P	V
		5530	95.73	-	-	87.12	31.99	9.72	33.1	143	121	A	V
		5764.055	48.81	-19.49	68.3	39.62	32.2	10.09	33.1	143	121	P	V
802.11ax HE80 Full CH 122 5610MHz		5425.6	48.03	-25.97	74	39.79	31.68	9.66	33.1	122	168	P	H
		5461.6	48.3	-20	68.3	39.94	31.78	9.68	33.1	122	168	P	H
		5459.92	38.93	-15.07	54	30.57	31.78	9.68	33.1	122	168	A	H
	*	5610	99.38	-	-	90.52	32.2	9.76	33.1	122	168	P	H
		5610	92.42	-	-	83.56	32.2	9.76	33.1	122	168	A	H
		5736.475	48.21	-20.09	68.3	39.1	32.2	10.01	33.1	122	168	P	H
		5402.32	49.61	-24.39	74	41.44	31.61	9.66	33.1	158	122	P	V
		5466.88	48.67	-19.63	68.3	40.27	31.8	9.7	33.1	158	122	P	V
		5459.92	40.18	-13.82	54	31.82	31.78	9.68	33.1	158	122	A	V
	*	5610	102.94	-	-	94.08	32.2	9.76	33.1	158	122	P	V
	5610	97.05	-	-	88.19	32.2	9.76	33.1	158	122	A	V	
	5738.4	49.52	-18.78	68.3	40.41	32.2	10.01	33.1	158	122	P	V	
Remark	1. No other spurious found. 2. All results are PASS against Peak and Average limit line.												



Band 3 5470~5725MHz

WIFI 802.11ax HE80 Full (Harmonic @ 3m)

WIFI Ant. 1+2	Note	Frequency (MHz)	Level (dBμV/m)	Over Limit (dB)	Limit Line (dBμV/m)	Read Level (dBμV)	Antenna Factor (dB/m)	Path Loss (dB)	Preamp Factor (dB)	Ant Pos (cm)	Table Pos (deg)	Peak Avg. (P/A)	Pol. (H/V)
802.11ax		11060	47.66	-26.34	74	47.15	40.41	12.57	52.47	170	230	P	H
HE80 Full		16590	48.72	-19.58	68.3	45.87	40.02	15.24	52.41	155	305	P	H
CH 106		11060	47.57	-26.43	74	47.06	40.41	12.57	52.47	166	212	P	V
5530MHz		16590	48.95	-19.35	68.3	46.1	40.02	15.24	52.41	132	343	P	V
802.11ax		11220	47.22	-26.78	74	46.72	40.44	12.68	52.62	200	360	P	H
HE80 Full		16830	49.84	-18.46	68.3	45.18	41.41	15.42	52.17	170	315	P	H
CH 122		11220	47.16	-26.84	74	46.66	40.44	12.68	52.62	155	260	P	V
5610MHz		16830	50	-18.3	68.3	45.34	41.41	15.42	52.17	180	220	P	V
Remark	1. No other spurious found. 2. All results are PASS against Peak and Average limit line.												



WIFI 802.11ax HE160 Full (Band Edge @ 3m)

WIFI Ant. 1+2	Note	Frequency (MHz)	Level (dBμV/m)	Over Limit (dB)	Limit Line (dBμV/m)	Read Level (dBμV)	Antenna Factor (dB/m)	Path Loss (dB)	Preamp Factor (dB)	Ant Pos (cm)	Table Pos (deg)	Peak Avg. (P/A)	Pol. (H/V)
802.11ax HE160 Full CH 50 5250MHz		5121.68	51.71	-22.29	74	44.01	31.74	8.51	32.55	372	3	P	H
		5130.26	41.28	-12.72	54	33.56	31.76	8.51	32.55	372	3	A	H
		5250	95.66	-	-	87.59	31.83	8.85	32.61	372	3	P	H
	*	5250	87.34	-	-	79.27	31.83	8.85	32.61	372	3	A	H
		5357.76	54.23	-19.77	74	45.76	31.66	9.46	32.65	372	3	P	H
		5359.44	44.29	-9.71	54	35.82	31.66	9.46	32.65	372	3	A	H
		5148.2	55.45	-18.55	74	47.7	31.8	8.51	32.56	232	300	P	V
		5150	45.78	-8.22	54	38.03	31.8	8.51	32.56	232	300	A	V
		5250	101.16	-	-	93.09	31.83	8.85	32.61	232	300	P	V
	*	5250	92.63	-	-	84.56	31.83	8.85	32.61	232	300	A	V
		5357.76	60.17	-13.83	74	51.7	31.66	9.46	32.65	232	300	P	V
	5351.76	50.93	-3.07	54	42.45	31.67	9.46	32.65	232	300	A	V	
802.11ax HE160 Full CH 114 5570MHz		5456.56	54.98	-19.02	74	46.22	31.77	9.68	32.69	189	338	P	H
		5463.52	53.56	-14.74	68.3	44.78	31.79	9.68	32.69	189	338	P	H
		5459.92	44.49	-9.51	54	35.72	31.78	9.68	32.69	189	338	A	H
	*	5570	99.6	-	-	90.44	32.11	9.74	32.69	189	338	P	H
		5570	90.94	-	-	81.78	32.11	9.74	32.69	189	338	A	H
		5726.885	57.46	-10.84	68.3	47.9	32.2	10.01	32.65	189	338	P	H
		5445.52	58.34	-15.66	74	49.6	31.74	9.68	32.68	173	297	P	V
		5467.12	56.74	-11.56	68.3	47.93	31.8	9.7	32.69	173	297	P	V
		5425.36	48.2	-5.8	54	39.54	31.68	9.66	32.68	173	297	A	V
	*	5570	102.08	-	-	92.92	32.11	9.74	32.69	173	297	P	V
	5570	93.44	-	-	84.28	32.11	9.74	32.69	173	297	A	V	
	5752.085	59.5	-8.8	68.3	49.86	32.2	10.09	32.65	173	297	P	V	
Remark	1. No other spurious found. 2. All results are PASS against Peak and Average limit line.												



Band 3 5470~5725MHz

WIFI 802.11ax HE80 Full (Harmonic @ 3m)

WIFI Ant. 1+2	Note	Frequency (MHz)	Level (dBμV/m)	Over Limit (dB)	Limit Line (dBμV/m)	Read Level (dBμV)	Antenna Factor (dB/m)	Path Loss (dB)	Preamp Factor (dB)	Ant Pos (cm)	Table Pos (deg)	Peak Avg. (P/A)	Pol. (H/V)
802.11ax		10500	50.57	-17.73	68.3	59.63	38.91	10.87	58.84	155	321	P	H
HE160 Full		15750	47.83	-26.17	74	55.13	38.02	13.84	59.16	150	291	P	H
CH 50		10500	50.19	-18.11	68.3	59.25	38.91	10.87	58.84	100	16	P	V
5250MHz		15750	47.82	-26.18	74	55.12	38.02	13.84	59.16	100	44	P	V
802.11ax		11140	47.1	-26.9	74	46.58	40.43	12.62	52.53	111	255	P	H
HE160 Full		16710	50.67	-17.63	68.3	46.91	40.72	15.33	52.29	145	262	P	H
CH 114		11140	47.36	-26.64	74	46.84	40.43	12.62	52.53	196	263	P	V
5610MHz		16710	49.3	-19	68.3	45.54	40.72	15.33	52.29	146	336	P	V
Remark	1. No other spurious found. 2. All results are PASS against Peak and Average limit line.												



Band 3 5470~5725MHz
Band 3 - Straddle Channel
WIFI 802.11ax HE20 Full (Harmonic @ 3m)

WIFI Ant. 1+2	Note	Frequency (MHz)	Level (dBμV/m)	Over Limit (dB)	Limit Line (dBμV/m)	Read Level (dBμV)	Antenna Factor (dB/m)	Path Loss (dB)	Preamp Factor (dB)	Ant Pos (cm)	Table Pos (deg)	Peak Avg. (P/A)	Pol. (H/V)
802.11ax		11440	47.61	-26.39	74	47.1	40.49	12.85	52.83	157	285	P	H
HE20 Full		17160	48.65	-19.65	68.3	42.29	42.94	15.65	52.23	165	246	P	H
CH 144		11440	47.32	-26.68	74	46.81	40.49	12.85	52.83	122	291	P	V
5720MHz		17160	47.74	-20.56	68.3	41.38	42.94	15.65	52.23	153	102	P	V
Remark	1. No other spurious found. 2. All results are PASS against Peak and Average limit line.												



Band 3 - Straddle Channel
WIFI 802.11ax HE40 Full (Harmonic @ 3m)

WIFI Ant. 1+2	Note	Frequency (MHz)	Level (dBμV/m)	Over Limit (dB)	Limit Line (dBμV/m)	Read Level (dBμV)	Antenna Factor (dB/m)	Path Loss (dB)	Preamp Factor (dB)	Ant Pos (cm)	Table Pos (deg)	Peak Avg. (P/A)	Pol. (H/V)
802.11ax		11420	47.52	-26.48	74	47.04	40.48	12.82	52.82	112	215	P	H
HE40 Full		17130	48.82	-19.48	68.3	42.52	42.84	15.65	52.19	116	296	P	H
CH 142		11420	47.32	-26.68	74	46.84	40.48	12.82	52.82	192	315	P	V
5710MHz		17130	48.74	-19.56	68.3	42.44	42.84	15.65	52.19	196	155	P	V
Remark	1. No other spurious found. 2. All results are PASS against Peak and Average limit line.												



Band 3 - Straddle Channel
WIFI 802.11ax HE80 Full (Harmonic @ 3m)

Table with 14 columns: WIFI Ant. 1+2, Note, Frequency (MHz), Level (dBµV/m), Over Limit (dB), Limit Line (dBµV/m), Read Level (dBµV), Antenna Factor (dB/m), Path Loss (dB), Preamp Factor (dB), Ant Pos (cm), Table Pos (deg), Peak Avg. (P/A), Pol. (H/V). Rows include 802.11ax, HE80 Full, CH 138, 5690MHz and a Remark section.



Emission below 1GHz

WIFI 802.11ax HE160 Full (LF)

WIFI	Note	Frequency	Level	Over	Limit	Read	Antenna	Cable	Preamp	Ant	Table	Peak	Pol.
Ant.				Limit	Line	Level	Factor	Loss	Factor	Pos	Pos	Avg.	
1+2		(MHz)	(dBμV/m)	(dB)	(dBμV/m)	(dBμV)	(dB/m)	(dB)	(dB)	(cm)	(deg)	(P/A)	(H/V)
802.11n HT40 LF		30	22.05	-17.95	40	28.72	25.2	0.53	32.4	-	-	P	H
		96.93	33.32	-10.18	43.5	48.77	15.7	1	32.15	155	77	P	H
		193.93	23.2	-20.3	43.5	39.1	14.8	1.41	32.11	-	-	P	H
		296.75	30.32	-15.68	46	41	19.24	1.79	31.71	-	-	P	H
		554.77	26.69	-19.31	46	28.9	26.2	2.47	30.88	-	-	P	H
		859.35	28.83	-17.17	46	27.88	29.3	3.07	31.42	-	-	P	H
		48.43	23.43	-16.57	40	39.64	15.5	0.69	32.4	-	-	P	V
		96.93	33.54	-9.96	43.5	48.99	15.7	1	32.15	108	95	P	V
		161.92	25.59	-17.91	43.5	40.07	16.4	1.3	32.18	-	-	P	V
		295.78	25.09	-20.91	46	35.79	19.22	1.79	31.71	-	-	P	V
		558.65	27.73	-18.27	46	29.67	26.44	2.48	30.86	-	-	P	V
		957.32	31.2	-14.8	46	28.26	31.14	3.24	31.44	-	-	P	V
Remark	1. No other spurious found. 2. All results are PASS against limit line.												



Band 1 - 5150~5250MHz

WIFI 802.11ax HE20 Partial 106 (Band Edge @ 3m)

WIFI	Note	Frequency	Level	Over	Limit	Read	Antenna	Path	Preamp	Ant	Table	Peak	Pol.
Ant.				Limit	Line	Level	Factor	Loss	Factor	Pos	Pos	Avg.	
1+2		(MHz)	(dBμV/m)	(dB)	(dBμV/m)	(dBμV)	(dB/m)	(dB)	(dB)	(cm)	(deg)	(P/A)	(H/V)
802.11ax HE20 Partial 106/53 CH 36 5180MHz		5022.1	50.22	-23.78	74	42.9	31.54	8.29	32.51	268	119	P	H
		5024.18	39.73	-14.27	54	32.4	31.55	8.29	32.51	268	119	A	H
	*	5180	103.5	-	-	95.63	31.86	8.58	32.57	268	119	P	H
		5180	97.09	-	-	89.22	31.86	8.58	32.57	268	119	A	H
		5016.9	50.58	-23.42	74	43.27	31.53	8.29	32.51	100	287	P	V
		5024.18	40.89	-13.11	54	33.56	31.55	8.29	32.51	100	287	A	V
	*	5180	105.66	-	-	97.79	31.86	8.58	32.57	100	287	P	V
		5180	99.12	-	-	91.25	31.86	8.58	32.57	100	287	A	V
802.11ax HE20 Partial 106/54 CH 48 5240MHz		5102.18	49.82	-24.18	74	42.23	31.7	8.43	32.54	331	318	P	H
		5092.56	40.63	-13.37	54	33.04	31.69	8.43	32.53	331	318	A	H
		5240	103.51	-	-	95.41	31.84	8.85	32.59	331	318	P	H
		5240	97.31	-	-	89.21	31.84	8.85	32.59	331	318	A	H
		5443.92	50.24	-23.76	74	41.51	31.73	9.68	32.68	331	318	P	H
		5459.04	38.92	-15.08	54	30.15	31.78	9.68	32.69	331	318	A	H
		5090.22	51.91	-22.09	74	44.33	31.68	8.43	32.53	235	264	P	V
		5089.96	42.37	-11.63	54	34.79	31.68	8.43	32.53	235	264	A	V
		5240	106.39	-	-	98.29	31.84	8.85	32.59	235	264	P	V
		5240	100.24	-	-	92.14	31.84	8.85	32.59	235	264	A	V
	5380.32	48.6	-25.4	74	40.17	31.63	9.46	32.66	235	264	P	V	
	5395.92	40.22	-13.78	54	31.61	31.61	9.66	32.66	235	264	A	V	



Band 1 5150~5250MHz
WIFI 802.11ax HE20 Partial 106 (Harmonic @ 3m)

Table with 14 columns: WIFI Ant. 1+2, Note, Frequency (MHz), Level (dBµV/m), Over Limit (dB), Limit Line (dBµV/m), Read Level (dBµV), Antenna Factor (dB/m), Path Loss (dB), Preamp Factor (dB), Ant Pos (cm), Table Pos (deg), Peak Avg. (P/A), Pol. (H/V). Rows include test data for 802.11ax HE20 Partial 106/53 CH 36 and 802.11ax HE20 Partial 106/54 CH 48.

Remark

- 1. No other spurious found.
2. All results are PASS against Peak and Average limit line.



Band 1 5150~5250MHz
WIFI 802.11ax HE40 Partial 242 (Band Edge @ 3m)

WIFI Ant. 1+2	Note	Frequency (MHz)	Level (dBμV/m)	Over Limit (dB)	Limit Line (dBμV/m)	Read Level (dBμV)	Antenna Factor (dB/m)	Path Loss (dB)	Preamp Factor (dB)	Ant Pos (cm)	Table Pos (deg)	Peak Avg. (P/A)	Pol. (H/V)
802.11ax HE40 Partial 242/61 CH 38 5190MHz		5067.86	49.25	-24.75	74	41.78	31.64	8.36	32.53	330	137	P	H
		5035.36	39.82	-14.18	54	32.47	31.57	8.29	32.51	330	137	A	H
	*	5190	99.25	-	-	91.36	31.88	8.58	32.57	330	137	P	H
		5190	92.44	-	-	84.55	31.88	8.58	32.57	330	137	A	H
		5429.76	49.78	-24.22	74	41.09	31.69	9.68	32.68	330	137	P	H
		5457.2	39.01	-14.99	54	30.25	31.77	9.68	32.69	330	137	A	H
		5031.2	52.83	-21.17	74	45.49	31.56	8.29	32.51	212	280	P	V
		5030.16	42.34	-11.66	54	35	31.56	8.29	32.51	212	280	A	V
	*	5190	104.19	-	-	96.3	31.88	8.58	32.57	212	280	P	V
		5190	97.57	-	-	89.68	31.88	8.58	32.57	212	280	A	V
		5454.96	48.27	-25.73	74	39.52	31.76	9.68	32.69	212	280	P	V
		5457.48	39.1	-14.9	54	30.34	31.77	9.68	32.69	212	280	A	V
802.11ax HE40 Partial 242/62 CH 46 5230MHz		5086.32	50.82	-23.18	74	43.25	31.67	8.43	32.53	290	137	P	H
		5085.8	40.72	-13.28	54	33.15	31.67	8.43	32.53	290	137	A	H
		5230	101.15	-	-	93.24	31.85	8.65	32.59	290	137	P	H
	*	5230	94.45	-	-	86.54	31.85	8.65	32.59	290	137	A	H
		5395.68	48.79	-25.21	74	40.18	31.61	9.66	32.66	290	137	P	H
		5456.88	39.09	-14.91	54	30.33	31.77	9.68	32.69	290	137	A	H
		5089.96	51.52	-22.48	74	43.94	31.68	8.43	32.53	280	270	P	V
		5091	43.96	-10.04	54	36.38	31.68	8.43	32.53	280	270	A	V
		5230	107.7	-	-	99.79	31.85	8.65	32.59	280	270	P	V
	*	5230	100.72	-	-	92.81	31.85	8.65	32.59	280	270	A	V
	5384.16	50.39	-23.61	74	41.97	31.62	9.46	32.66	280	270	P	V	
	5386.56	39.9	-14.1	54	31.48	31.62	9.46	32.66	280	270	A	V	
Remark	1. No other spurious found. 2. All results are PASS against Peak and Average limit line.												



Band 1 5150~5250MHz

WIFI 802.11ax HE40 Partial 242 (Harmonic @ 3m)

WIFI Ant. 1+2	Note	Frequency (MHz)	Level (dBμV/m)	Over Limit (dB)	Limit Line (dBμV/m)	Read Level (dBμV)	Antenna Factor (dB/m)	Path Loss (dB)	Preamp Factor (dB)	Ant Pos (cm)	Table Pos (deg)	Peak Avg. (P/A)	Pol. (H/V)
802.11ax HE40 Partial 242/61 CH 38 5190MHz		10380	49.65	-18.65	68.3	49.39	39.61	12.09	51.44	150	360	P	H
		15570	46.35	-27.65	74	45.46	38.78	14.6	52.49	100	0	P	H
		10380	50.23	-18.07	68.3	49.97	39.61	12.09	51.44	144	325	P	V
		15570	45.98	-28.02	74	45.09	38.78	14.6	52.49	100	0	P	V
802.11ax HE40 Partial 242/62 CH 46 5230MHz		10460	49.37	-18.93	68.3	48.84	39.74	12.15	51.36	150	360	P	H
		15690	46.8	-27.2	74	46.05	38.39	14.66	52.3	100	0	P	H
		10460	50.05	-18.25	68.3	49.52	39.74	12.15	51.36	122	315	P	V
		15690	47.49	-26.51	74	46.74	38.39	14.66	52.3	100	0	P	V
Remark	1. No other spurious found. 2. All results are PASS against Peak and Average limit line.												



Band 1 5150~5250MHz
WIFI 802.11ax HE80 Partial 484 (Band Edge @ 3m)

Table with 14 columns: WIFI Ant. 1+2, Note, Frequency (MHz), Level (dBµV/m), Over Limit (dB), Limit Line (dBµV/m), Read Level (dBµV), Antenna Factor (dB/m), Path Loss (dB), Preamp Factor (dB), Ant Pos (cm), Table Pos (deg), Peak Avg. (P/A), Pol. (H/V). Rows include test data for 802.11ax HE80 Partial 484/65 CH 42 5210MHz and 802.11ax HE80 Partial 484/66 CH 42 5210MHz.

Remark
1. No other spurious found.
2. All results are PASS against Peak and Average limit line.



Band 1 5150~5250MHz

WIFI 802.11ax HE80 Partial 484 (Harmonic @ 3m)

WIFI Ant. 1+2	Note	Frequency (MHz)	Level (dBμV/m)	Over Limit (dB)	Limit Line (dBμV/m)	Read Level (dBμV)	Antenna Factor (dB/m)	Path Loss (dB)	Preamp Factor (dB)	Ant Pos (cm)	Table Pos (deg)	Peak Avg. (P/A)	Pol. (H/V)
802.11ax HE80 Partial 484/65 CH 42 5210MHz		10580	50.43	-17.87	68.3	49.79	39.9	12.23	51.49	185	215	P	H
		15870	47.29	-26.71	74	46.73	37.82	14.73	51.99	196	190	P	H
		10580	50.5	-17.8	68.3	49.86	39.9	12.23	51.49	170	232	P	V
		15870	48.33	-25.67	74	47.77	37.82	14.73	51.99	190	130	P	V
802.11ax HE80 Partial 484/66 CH 42 5210MHz		10420	49.28	-19.02	68.3	48.89	39.67	12.12	51.4	122	333	P	H
		15630	46.56	-27.44	74	45.74	38.58	14.62	52.38	100	0	P	H
		10420	49.39	-18.91	68.3	49	39.67	12.12	51.4	150	360	P	V
		15630	46.88	-27.12	74	46.06	38.58	14.62	52.38	100	0	P	V
Remark	1. No other spurious found. 2. All results are PASS against Peak and Average limit line.												



Band 1 5150~5250MHz
WIFI 802.11ax HE160 Partial 996 (Band Edge @ 3m)

WIFI Ant. 1+2	Note	Frequency (MHz)	Level (dBμV/m)	Over Limit (dB)	Limit Line (dBμV/m)	Read Level (dBμV)	Antenna Factor (dB/m)	Path Loss (dB)	Preamp Factor (dB)	Ant Pos (cm)	Table Pos (deg)	Peak Avg. (P/A)	Pol. (H/V)
802.11ax HE160 Partial 996/67 CH 50 5250MHz		5084.5	52.33	-21.67	74	44.76	31.67	8.43	32.53	231	131	P	H
		5094.38	39.19	-14.81	54	31.61	31.69	8.43	32.54	231	131	A	H
		5250	92.92	-	-	84.85	31.83	8.85	32.61	231	131	P	H
		5250	86.54	-	-	78.47	31.83	8.85	32.61	231	131	A	H
		5382.48	58.65	-15.35	74	50.22	31.63	9.46	32.66	231	131	P	H
		5456.64	39.09	-14.91	54	30.33	31.77	9.68	32.69	231	131	A	H
		5124.8	53.17	-20.83	74	45.46	31.75	8.51	32.55	278	293	P	V
		5147.94	40.24	-13.76	54	32.49	31.8	8.51	32.56	278	293	A	V
		5250	102.37	-	-	94.3	31.83	8.85	32.61	278	293	P	V
		5250	92.01	-	-	83.94	31.83	8.85	32.61	278	293	A	V
		5395.44	60.06	-13.94	74	51.45	31.61	9.66	32.66	278	293	P	V
		5354.64	40.38	-13.62	54	31.9	31.67	9.46	32.65	278	293	A	V
Remark	1. No other spurious found. 2. All results are PASS against Peak and Average limit line.												



Band 1 5150~5250MHz

WIFI 802.11ax HE160 Partial 996 (Harmonic @ 3m)

WIFI Ant. 1+2	Note	Frequency (MHz)	Level (dBμV/m)	Over Limit (dB)	Limit Line (dBμV/m)	Read Level (dBμV)	Antenna Factor (dB/m)	Path Loss (dB)	Preamp Factor (dB)	Ant Pos (cm)	Table Pos (deg)	Peak Avg. (P/A)	Pol. (H/V)
802.11ax HE160 Partial 996/67 CH 50 5250MHz		10500	48.73	-19.57	68.3	48.06	39.8	12.17	51.3	115	296	P	H
		15750	47.05	-26.95	74	46.37	38.2	14.67	52.19	163	225	P	H
		10500	49.28	-19.02	68.3	48.61	39.8	12.17	51.3	154	211	P	V
		15750	47.72	-26.28	74	47.04	38.2	14.67	52.19	182	125	P	V

Remark	<ol style="list-style-type: none"> No other spurious found. All results are PASS against Peak and Average limit line.
---------------	---



Band 2 - 5250~5350MHz

WIFI 802.11ax HE20 Partial 106 (Band Edge @ 3m)

WIFI Ant. 1+2	Note	Frequency (MHz)	Level (dBμV/m)	Over Limit (dB)	Limit Line (dBμV/m)	Read Level (dBμV)	Antenna Factor (dB/m)	Path Loss (dB)	Preamp Factor (dB)	Ant Pos (cm)	Table Pos (deg)	Peak Avg. (P/A)	Pol. (H/V)
802.11ax HE20 Partial 106/53 CH 52 5260MHz		5034.84	49.3	-24.7	74	41.95	31.57	8.29	32.51	218	134	P	H
		5104.52	40.11	-13.89	54	32.51	31.71	8.43	32.54	218	134	A	H
	*	5260	103.47	-	-	95.42	31.81	8.85	32.61	218	134	P	H
		5260	96.54	-	-	88.49	31.81	8.85	32.61	218	134	A	H
		5438.64	48.3	-25.7	74	39.58	31.72	9.68	32.68	218	134	P	H
		5459.76	39.15	-14.85	54	30.38	31.78	9.68	32.69	218	134	A	H
		5100.36	50.83	-23.17	74	43.24	31.7	8.43	32.54	233	287	P	V
		5100.1	43.54	-10.46	54	35.95	31.7	8.43	32.54	233	287	A	V
	*	5260	108.99	-	-	100.94	31.81	8.85	32.61	233	287	P	V
		5260	101.82	-	-	93.77	31.81	8.85	32.61	233	287	A	V
		5421.6	50.42	-23.58	74	41.77	31.66	9.66	32.67	233	287	P	V
	5405.28	40.9	-13.1	54	32.29	31.62	9.66	32.67	233	287	A	V	
802.11ax HE20 Partial 106/54 CH 64 5320MHz		5320	102.67	-	-	94.32	31.72	9.26	32.63	271	317	P	H
		5320	96	-	-	87.65	31.72	9.26	32.63	271	317	A	H
		5415.36	49.21	-24.79	74	40.57	31.65	9.66	32.67	271	317	P	H
		5457.28	39	-15	54	30.24	31.77	9.68	32.69	271	317	A	H
		5320	108.82	-	-	100.47	31.72	9.26	32.63	228	282	P	V
		5320	101.89	-	-	93.54	31.72	9.26	32.63	228	282	A	V
		5448.96	50.1	-23.9	74	41.35	31.75	9.68	32.68	228	282	P	V
	5459.84	39.53	-14.47	54	30.76	31.78	9.68	32.69	228	282	A	V	



Band 2 5250~5350MHz

WIFI 802.11ax HE20 Partial 106 (Harmonic @ 3m)

WIFI Ant. 1+2	Note	Frequency (MHz)	Level (dBμV/m)	Over Limit (dB)	Limit Line (dBμV/m)	Read Level (dBμV)	Antenna Factor (dB/m)	Path Loss (dB)	Preamp Factor (dB)	Ant Pos (cm)	Table Pos (deg)	Peak Avg. (P/A)	Pol. (H/V)
802.11ax HE20 Partial 106/53 CH 52 5260MHz		10520	48.7	-19.6	68.3	48.05	39.82	12.17	51.34	144	213	P	H
		15780	47.92	-26.08	74	47.29	38.1	14.69	52.16	136	142	P	H
		10520	49.17	-19.13	68.3	48.52	39.82	12.17	51.34	150	220	P	V
		15780	47.38	-26.62	74	46.75	38.1	14.69	52.16	159	345	P	V
802.11ax HE20 Partial 106/54 CH 64 5320MHz		10640	47.17	-26.83	74	46.54	39.97	12.26	51.6	126	139	P	H
		15960	47.12	-26.88	74	46.67	37.53	14.78	51.86	146	263	P	H
		10640	47.78	-26.22	74	47.15	39.97	12.26	51.6	152	135	P	V
		15960	47.63	-26.37	74	47.18	37.53	14.78	51.86	173	245	P	V
Remark	1. No other spurious found. 2. All results are PASS against Peak and Average limit line.												



Band 2 5250~5350MHz
WIFI 802.11ax HE40 Partial 242 (Band Edge @ 3m)

WIFI Ant. 1+2	Note	Frequency (MHz)	Level (dBμV/m)	Over Limit (dB)	Limit Line (dBμV/m)	Read Level (dBμV)	Antenna Factor (dB/m)	Path Loss (dB)	Preamp Factor (dB)	Ant Pos (cm)	Table Pos (deg)	Peak Avg. (P/A)	Pol. (H/V)
802.11ax HE40 Partial 242/61 CH 54 5270MHz		5107.8	50.31	-23.69	74	42.7	31.72	8.43	32.54	260	134	P	H
		5115.15	41.24	-12.76	54	33.54	31.73	8.51	32.54	260	134	A	H
		5270	101.31	-	-	93.27	31.8	8.85	32.61	260	134	P	H
		5270	95.63	-	-	87.59	31.8	8.85	32.61	260	134	A	H
		5452.8	49.85	-24.15	74	41.1	31.76	9.68	32.69	260	134	P	H
		5458.8	39.18	-14.82	54	30.41	31.78	9.68	32.69	260	134	A	H
		5111.65	51.46	-22.54	74	43.85	31.72	8.43	32.54	247	276	P	V
		5110.25	44.18	-9.82	54	36.57	31.72	8.43	32.54	247	276	A	V
		5270	109.11	-	-	101.07	31.8	8.85	32.61	247	276	P	V
		5270	102.3	-	-	94.26	31.8	8.85	32.61	247	276	A	V
		5417.76	50.27	-23.73	74	41.63	31.65	9.66	32.67	247	276	P	V
		5415.6	41.13	-12.87	54	32.49	31.65	9.66	32.67	247	276	A	V
802.11ax HE40 Partial 242/62 CH 62 5310MHz		5092.05	49.07	-24.93	74	41.49	31.68	8.43	32.53	265	50	P	H
		5085.05	39	-15	54	31.43	31.67	8.43	32.53	265	50	A	H
	*	5310	99.65	-	-	91.28	31.74	9.26	32.63	265	50	P	H
		5310	93.65	-	-	85.28	31.74	9.26	32.63	265	50	A	H
		5433.6	50.35	-23.65	74	41.65	31.7	9.68	32.68	265	50	P	H
		5457.12	39.07	-14.93	54	30.31	31.77	9.68	32.69	265	50	A	H
		5078.75	51.16	-22.84	74	43.6	31.66	8.43	32.53	146	274	P	V
		5140.35	39.35	-14.65	54	31.61	31.78	8.51	32.55	146	274	A	V
	*	5310	105.53	-	-	97.16	31.74	9.26	32.63	146	274	P	V
		5310	99.62	-	-	91.25	31.74	9.26	32.63	146	274	A	V
	5351.28	50.28	-23.72	74	41.8	31.67	9.46	32.65	146	274	P	V	
	5459.76	39.65	-14.35	54	30.88	31.78	9.68	32.69	146	274	A	V	
Remark	1. No other spurious found. 2. All results are PASS against Peak and Average limit line.												



Band 2 5250~5350MHz

WIFI 802.11ax HE40 Partial 242 (Harmonic @ 3m)

WIFI Ant. 1+2	Note	Frequency (MHz)	Level (dBμV/m)	Over Limit (dB)	Limit Line (dBμV/m)	Read Level (dBμV)	Antenna Factor (dB/m)	Path Loss (dB)	Preamp Factor (dB)	Ant Pos (cm)	Table Pos (deg)	Peak Avg. (P/A)	Pol. (H/V)
802.11ax HE40 Partial 242/61 CH 54 5270MHz		10540	49.15	-19.15	68.3	48.48	39.85	12.2	51.38	125	211	P	H
		15810	45.28	-28.72	74	44.66	38.01	14.71	52.1	126	269	P	H
		10540	49.61	-18.69	68.3	48.94	39.85	12.2	51.38	150	220	P	V
		15810	46.87	-27.13	74	46.25	38.01	14.71	52.1	168	345	P	V
802.11ax HE40 Partial 242/62 CH 62 5310MHz		10620	46.37	-27.63	74	45.74	39.94	12.26	51.57	201	0	P	H
		15930	45.49	-28.51	74	45.02	37.62	14.76	51.91	100	0	P	H
		10620	46.69	-27.31	74	46.06	39.94	12.26	51.57	201	0	P	V
		15930	45.15	-28.85	74	44.68	37.62	14.76	51.91	160	100	P	V
Remark	1. No other spurious found. 2. All results are PASS against Peak and Average limit line.												



Band 2 5250~5350MHz
WIFI 802.11ax HE80 Partial 484 (Band Edge @ 3m)

WIFI Ant. 1+2	Note	Frequency (MHz)	Level (dBμV/m)	Over Limit (dB)	Limit Line (dBμV/m)	Read Level (dBμV)	Antenna Factor (dB/m)	Path Loss (dB)	Preamp Factor (dB)	Ant Pos (cm)	Table Pos (deg)	Peak Avg. (P/A)	Pol. (H/V)
802.11ax HE80 Partial 484/65 CH 58 5290MHz		5003.15	49.62	-24.38	74	42.32	31.51	8.29	32.5	116	288	P	H
		5098.35	39.28	-14.72	54	31.69	31.7	8.43	32.54	116	288	A	H
		5290	98.19	-	-	90	31.76	9.05	32.62	116	288	P	H
		5290	90.79	-	-	82.6	31.76	9.05	32.62	116	288	A	H
		5370.48	50.06	-23.94	74	41.61	31.64	9.46	32.65	116	288	P	H
		5458.56	39.17	-14.83	54	30.4	31.78	9.68	32.69	116	288	A	H
		5102.2	51.84	-22.16	74	44.25	31.7	8.43	32.54	192	287	P	V
		5130.2	41.11	-12.89	54	33.39	31.76	8.51	32.55	192	287	A	V
		5290	107.9	-	-	99.71	31.76	9.05	32.62	192	287	P	V
		5290	100.36	-	-	92.17	31.76	9.05	32.62	192	287	A	V
		5374.8	60.17	-13.83	74	51.73	31.64	9.46	32.66	192	287	P	V
		5350.08	41.12	-12.88	54	32.64	31.67	9.46	32.65	192	287	A	V
802.11ax HE80 Partial 484/66 CH 58 5290MHz		5142.8	49.34	-24.66	74	41.59	31.79	8.51	32.55	206	6	P	H
		5143.15	39.48	-14.52	54	31.73	31.79	8.51	32.55	206	6	A	H
		5290	99.89	-	-	91.7	31.76	9.05	32.62	206	6	P	H
		5290	93.11	-	-	84.92	31.76	9.05	32.62	206	6	A	H
		5366.64	54.02	-19.98	74	45.56	31.65	9.46	32.65	206	6	P	H
		5352.96	39.34	-14.66	54	30.86	31.67	9.46	32.65	206	6	A	H
		5118.65	49.49	-24.51	74	41.79	31.74	8.51	32.55	174	277	P	V
		5150	41.43	-12.57	54	33.68	31.8	8.51	32.56	174	277	A	V
		5290	105.04	-	-	96.85	31.76	9.05	32.62	174	277	P	V
		5290	98.34	-	-	90.15	31.76	9.05	32.62	174	277	A	V
	5351.28	52.45	-21.55	74	43.97	31.67	9.46	32.65	174	277	P	V	
	5350.08	42.19	-11.81	54	33.71	31.67	9.46	32.65	174	277	A	V	
Remark	1. No other spurious found. 2. All results are PASS against Peak and Average limit line.												



Band 2 5250~5350MHz

WIFI 802.11ax HE80 Partial 484 (Harmonic @ 3m)

WIFI Ant. 1+2	Note	Frequency (MHz)	Level (dBμV/m)	Over Limit (dB)	Limit Line (dBμV/m)	Read Level (dBμV)	Antenna Factor (dB/m)	Path Loss (dB)	Preamp Factor (dB)	Ant Pos (cm)	Table Pos (deg)	Peak Avg. (P/A)	Pol. (H/V)
802.11ax HE80 Partial 484/65 CH 58 5290MHz		10580	50.28	-18.02	68.3	49.64	39.9	12.23	51.49	185	215	P	H
		15870	45.58	-28.42	74	45.02	37.82	14.73	51.99	196	190	P	H
		10580	49.68	-18.62	68.3	49.04	39.9	12.23	51.49	170	232	P	V
		15870	46.45	-27.55	74	45.89	37.82	14.73	51.99	190	130	P	V
802.11ax HE80 Partial 484/65 CH 58 5290MHz		10580	49.38	-18.92	68.3	48.74	39.9	12.23	51.49	185	215	P	H
		15870	44.76	-29.24	74	44.2	37.82	14.73	51.99	100	0	P	H
		10580	49.31	-18.99	68.3	48.67	39.9	12.23	51.49	170	232	P	V
		15870	45.83	-28.17	74	45.27	37.82	14.73	51.99	100	0	P	V
Remark	1. No other spurious found. 2. All results are PASS against Peak and Average limit line.												



Band 3 - 5470~5725MHz

WIFI 802.11ax HE20 Partial 106 (Band Edge @ 3m)

WIFI Ant. 1+2	Note	Frequency (MHz)	Level (dBμV/m)	Over Limit (dB)	Limit Line (dBμV/m)	Read Level (dBμV)	Antenna Factor (dB/m)	Path Loss (dB)	Preamp Factor (dB)	Ant Pos (cm)	Table Pos (deg)	Peak Avg. (P/A)	Pol. (H/V)
802.11ax HE20 Partial 106/53 CH 100 5500MHz		5395.6	49.31	-24.69	74	40.7	31.61	9.66	32.66	128	343	P	H
		5469.2	49.09	-19.21	68.3	40.27	31.81	9.7	32.69	128	343	P	H
		5458	39.12	-14.88	54	30.36	31.77	9.68	32.69	128	343	A	H
	*	5500	105.81	-	-	96.91	31.9	9.7	32.7	128	343	P	H
		5500	98.77	-	-	89.87	31.9	9.7	32.7	128	343	A	H
		5446.16	49	-25	74	40.26	31.74	9.68	32.68	135	285	P	V
		5462.64	48.55	-19.75	68.3	39.77	31.79	9.68	32.69	135	285	P	V
		5414.64	39.73	-14.27	54	31.1	31.64	9.66	32.67	135	285	A	V
	*	5500	109.15	-	-	100.25	31.9	9.7	32.7	135	285	P	V
	5500	102.35	-	-	93.45	31.9	9.7	32.7	135	285	A	V	
802.11ax HE20 Partial 106/54 CH 140 5700MHz	*	5700	106.42	-	-	96.87	32.2	10.01	32.66	113	360	P	H
		5700	99.81	-	-	90.26	32.2	10.01	32.66	113	360	A	H
		5725.32	51.21	-17.09	68.3	41.65	32.2	10.01	32.65	113	360	P	H
	*	5700	110.28	-	-	100.73	32.2	10.01	32.66	263	298	P	V
		5700	102.71	-	-	93.16	32.2	10.01	32.66	263	298	A	V
		5730.84	52.47	-15.83	68.3	42.91	32.2	10.01	32.65	263	298	P	V
Remark	1. No other spurious found. 2. All results are PASS against Peak and Average limit line.												



Band 3 5470~5725MHz

WIFI 802.11ax HE20 Partial 106 (Harmonic @ 3m)

WIFI Ant. 1+2	Note	Frequency (MHz)	Level (dBμV/m)	Over Limit (dB)	Limit Line (dBμV/m)	Read Level (dBμV)	Antenna Factor (dB/m)	Path Loss (dB)	Preamp Factor (dB)	Ant Pos (cm)	Table Pos (deg)	Peak Avg. (P/A)	Pol. (H/V)
802.11ax HE20 Partial 106/53 CH 100 5500MHz		11000	46.1	-27.9	74	45.59	40.4	12.51	52.4	201	0	P	H
		16500	49.13	-19.17	68.3	46.98	39.5	15.15	52.5	184	226	P	H
		11000	46.95	-27.05	74	46.44	40.4	12.51	52.4	201	0	P	V
		16500	48.65	-19.65	68.3	46.5	39.5	15.15	52.5	178	296	P	V
802.11ax HE20 Partial 106/54 CH 140 5700MHz		11400	46.4	-27.6	74	45.9	40.48	12.82	52.8	201	0	P	H
		17100	49.26	-19.04	68.3	43.04	42.74	15.62	52.14	100	0	P	H
		11400	44.52	-29.48	74	44.02	40.48	12.82	52.8	201	0	P	V
		17100	47.2	-21.1	68.3	40.98	42.74	15.62	52.14	100	0	P	V
Remark	1. No other spurious found. 2. All results are PASS against Peak and Average limit line.												



Band 3 5470~5725MHz
WIFI 802.11ax HE40 Partial 242 (Band Edge @ 3m)

WIFI Ant. 1+2	Note	Frequency (MHz)	Level (dBμV/m)	Over Limit (dB)	Limit Line (dBμV/m)	Read Level (dBμV)	Antenna Factor (dB/m)	Path Loss (dB)	Preamp Factor (dB)	Ant Pos (cm)	Table Pos (deg)	Peak Avg. (P/A)	Pol. (H/V)
802.11ax HE40 Partial 242/61 CH 102 5510MHz		5354.08	50.98	-23.02	74	42.5	31.67	9.46	32.65	129	342	P	H
		5463.28	49.97	-18.33	68.3	41.19	31.79	9.68	32.69	129	342	P	H
		5353.12	41.55	-12.45	54	33.07	31.67	9.46	32.65	129	342	A	H
	*	5510	103.09	-	-	94.13	31.93	9.72	32.69	129	342	P	H
		5510	96.62	-	-	87.66	31.93	9.72	32.69	129	342	A	H
		5727.83	50.61	-17.69	68.3	41.05	32.2	10.01	32.65	129	342	P	H
		5350	52.81	-15.49	68.3	44.33	31.67	9.46	32.65	262	307	P	V
		5464.24	48.41	-19.89	68.3	39.63	31.79	9.68	32.69	262	307	P	V
		5350	45.25	-8.75	54	36.77	31.67	9.46	32.65	262	307	A	V
	*	5510	105.19	-	-	96.23	31.93	9.72	32.69	262	307	P	V
		5510	99.11	-	-	90.15	31.93	9.72	32.69	262	307	A	V
		5753.345	50.5	-17.8	68.3	40.86	32.2	10.09	32.65	262	307	P	V
802.11ax HE40 Partial 242/62 CH 134 5670MHz		5438.9	48.41	-25.59	74	39.69	31.72	9.68	32.68	132	354	P	H
		5469.7	48.56	-19.74	68.3	39.74	31.81	9.7	32.69	132	354	P	H
		5459.55	39.47	-14.53	54	30.7	31.78	9.68	32.69	132	354	A	H
	*	5670	106.17	-	-	96.72	32.2	9.92	32.67	132	354	P	H
		5670	98.58	-	-	89.13	32.2	9.92	32.67	132	354	A	H
		5759.75	49.11	-19.19	68.3	39.47	32.2	10.09	32.65	132	354	P	H
		5410.9	48.45	-25.55	74	39.83	31.63	9.66	32.67	134	296	P	V
		5460.25	47.38	-20.92	68.3	38.61	31.78	9.68	32.69	134	296	P	V
		5458.85	40.02	-13.98	54	31.25	31.78	9.68	32.69	134	296	A	V
	*	5670	109.69	-	-	100.24	32.2	9.92	32.67	134	296	P	V
	5670	102.93	-	-	93.48	32.2	9.92	32.67	134	296	A	V	
	5727.725	49.32	-18.98	68.3	39.76	32.2	10.01	32.65	134	296	P	V	
Remark	1. No other spurious found. 2. All results are PASS against Peak and Average limit line.												



Band 3 5470~5725MHz

WIFI 802.11ax HE40 Partial 242 (Harmonic @ 3m)

WIFI Ant. 1+2	Note	Frequency (MHz)	Level (dBμV/m)	Over Limit (dB)	Limit Line (dBμV/m)	Read Level (dBμV)	Antenna Factor (dB/m)	Path Loss (dB)	Preamp Factor (dB)	Ant Pos (cm)	Table Pos (deg)	Peak Avg. (P/A)	Pol. (H/V)
802.11ax HE40 Partial 242/61 CH 102 5510MHz		11020	45.12	-28.88	74	44.6	40.4	12.54	52.42	201	0	P	H
		16530	50.98	-17.32	68.3	48.6	39.67	15.18	52.47	182	148	P	H
		11020	44.93	-29.07	74	44.41	40.4	12.54	52.42	201	0	P	V
		16530	51.29	-17.01	68.3	48.91	39.67	15.18	52.47	160	300	P	V
802.11ax HE40 Partial 242/62 CH 134 5670MHz		11340	45.53	-28.47	74	45.03	40.47	12.76	52.73	195	335	P	H
		17010	46.65	-21.65	68.3	40.68	42.43	15.56	52.02	100	0	P	H
		11340	45.6	-28.4	74	45.1	40.47	12.76	52.73	201	0	P	V
		17010	48.34	-19.96	68.3	42.37	42.43	15.56	52.02	100	0	P	V
Remark	1. No other spurious found. 2. All results are PASS against Peak and Average limit line.												



Band 3 5470~5725MHz
WIFI 802.11ax HE80 Partial 484 (Band Edge @ 3m)

WIFI Ant. 1+2	Note	Frequency (MHz)	Level (dBμV/m)	Over Limit (dB)	Limit Line (dBμV/m)	Read Level (dBμV)	Antenna Factor (dB/m)	Path Loss (dB)	Preamp Factor (dB)	Ant Pos (cm)	Table Pos (deg)	Peak Avg. (P/A)	Pol. (H/V)
802.11ax HE80 Partial 484/65 CH 106 5530MHz		5424.88	48.46	-25.54	74	39.81	31.67	9.66	32.68	126	323	P	H
		5469.76	50.93	-17.37	68.3	42.11	31.81	9.7	32.69	126	323	P	H
		5360.8	39.7	-14.3	54	31.23	31.66	9.46	32.65	126	323	A	H
		5530	99.89	-	-	90.87	31.99	9.72	32.69	126	323	P	H
		5530	93.28	-	-	84.26	31.99	9.72	32.69	126	323	A	H
		5738.54	49.32	-18.98	68.3	39.68	32.2	10.09	32.65	126	323	P	H
		5442.64	51.27	-22.73	74	42.54	31.73	9.68	32.68	174	297	P	V
		5466.64	50.7	-17.6	68.3	41.89	31.8	9.7	32.69	174	297	P	V
		5355.76	42.38	-11.62	54	33.9	31.67	9.46	32.65	174	297	A	V
		5530	105.42	-	-	96.4	31.99	9.72	32.69	174	297	P	V
		5530	98.16	-	-	89.14	31.99	9.72	32.69	174	297	A	V
		5759.96	49.11	-19.19	68.3	39.47	32.2	10.09	32.65	174	297	P	V
802.11ax HE80 Partial 484/66 CH 122 5610MHz		5458.24	48.9	-25.1	74	40.14	31.77	9.68	32.69	153	356	P	H
		5468.8	47.85	-20.45	68.3	39.03	31.81	9.7	32.69	153	356	P	H
		5459.44	39.41	-14.59	54	30.64	31.78	9.68	32.69	153	356	A	H
		5610	101.48	-	-	92.19	32.2	9.76	32.67	153	356	P	H
		5610	94.46	-	-	85.17	32.2	9.76	32.67	153	356	A	H
		5751.7	49.05	-19.25	68.3	39.41	32.2	10.09	32.65	153	356	P	H
		5446.96	49.68	-24.32	74	40.94	31.74	9.68	32.68	168	318	P	V
		5469.52	48.96	-19.34	68.3	40.14	31.81	9.7	32.69	168	318	P	V
		5459.68	40.35	-13.65	54	31.58	31.78	9.68	32.69	168	318	A	V
		5610	104.58	-	-	95.29	32.2	9.76	32.67	168	318	P	V
	5610	97.81	-	-	88.52	32.2	9.76	32.67	168	318	A	V	
	5735.95	50.83	-17.47	68.3	41.27	32.2	10.01	32.65	168	318	P	V	
Remark	1. No other spurious found. 2. All results are PASS against Peak and Average limit line.												



Band 3 5470~5725MHz

WIFI 802.11ax HE80 Partial 484 (Harmonic @ 3m)

WIFI Ant. 1+2	Note	Frequency (MHz)	Level (dBμV/m)	Over Limit (dB)	Limit Line (dBμV/m)	Read Level (dBμV)	Antenna Factor (dB/m)	Path Loss (dB)	Preamp Factor (dB)	Ant Pos (cm)	Table Pos (deg)	Peak Avg. (P/A)	Pol. (H/V)
802.11ax HE80 Partial 484/65 CH 106 5530MHz		11060	45.84	-28.16	74	45.33	40.41	12.57	52.47	201	0	P	H
		16590	48.34	-19.96	68.3	45.49	40.02	15.24	52.41	100	0	P	H
		11060	45.46	-28.54	74	44.95	40.41	12.57	52.47	201	0	P	V
		16590	49.02	-19.28	68.3	46.17	40.02	15.24	52.41	132	343	P	V
802.11ax HE80 Partial 484/66 CH 122 5610MHz		11220	47.16	-26.84	74	46.66	40.44	12.68	52.62	201	0	P	H
		16830	49.88	-18.42	68.3	45.22	41.41	15.42	52.17	100	0	P	H
		11220	46.85	-27.15	74	46.35	40.44	12.68	52.62	201	0	P	V
		16830	47.62	-20.68	68.3	42.96	41.41	15.42	52.17	100	0	P	V
Remark	1. No other spurious found. 2. All results are PASS against Peak and Average limit line.												



Band 3 5470~5725MHz
WIFI 802.11ax HE160 Partial 996 (Band Edge @ 3m)

Table with 14 columns: WIFI Ant. 1+2, Note, Frequency (MHz), Level (dBµV/m), Over Limit (dB), Limit Line (dBµV/m), Read Level (dBµV), Antenna Factor (dB/m), Path Loss (dB), Preamp Factor (dB), Ant Pos (cm), Table Pos (deg), Peak Avg. (P/A), Pol. (H/V). Rows include test data for frequencies like 5452.48, 5466.4, 5457.28, 5570, 5727.83, 5410.24, 5461.12, 5441.44, 5570, 5570, 5724.995.

Remark

- 3. No other spurious found.
4. All results are PASS against Peak and Average limit line.



Band 3 5470~5725MHz

WIFI 802.11ax HE160 Partial 996 (Harmonic @ 3m)

WIFI Ant. 1+2	Note	Frequency (MHz)	Level (dBμV/m)	Over Limit (dB)	Limit Line (dBμV/m)	Read Level (dBμV)	Antenna Factor (dB/m)	Path Loss (dB)	Preamp Factor (dB)	Ant Pos (cm)	Table Pos (deg)	Peak Avg. (P/A)	Pol. (H/V)
802.11ax HE160 Partial 996/67 CH 114 5570MHz		11140	46.96	-27.04	74	26.89	40.43	12.62	32.98	155	85	P	H
		16710	47.88	-20.42	68.3	25.71	40.72	15.33	33.88	100	120	P	H
		11140	46.94	-27.06	74	26.87	40.43	12.62	32.98	200	66	P	V
		16710	47.18	-21.12	68.3	25.01	40.72	15.33	33.88	100	154	P	V

Remark	<ol style="list-style-type: none"> No other spurious found. All results are PASS against Peak and Average limit line.
---------------	---



Band 3 5470~5725MHz

Band 3 Straddle Channel

WIFI 802.11ax HE20 Partial 106 (Harmonic @ 3m)

WIFI Ant. 1+2	Note	Frequency (MHz)	Level (dBμV/m)	Over Limit (dB)	Limit Line (dBμV/m)	Read Level (dBμV)	Antenna Factor (dB/m)	Path Loss (dB)	Preamp Factor (dB)	Ant Pos (cm)	Table Pos (deg)	Peak Avg. (P/A)	Pol. (H/V)
802.11ax		11440	47.02	-26.98	74	46.51	40.49	12.85	52.83	125	296	P	H
HE20		17160	47.27	-21.03	68.3	40.91	42.94	15.65	52.23	163	225	P	H
Partial		11440	47.37	-26.63	74	46.86	40.49	12.85	52.83	118	260	P	V
106/54		17160	49.49	-18.81	68.3	43.13	42.94	15.65	52.23	129	336	P	V
CH 144													
5720MHz													
Remark	1. No other spurious found. 2. All results are PASS against Peak and Average limit line.												



Band 3 Straddle Channel
WIFI 802.11ax HE40 Partial 242 (Harmonic @ 3m)

Table with 14 columns: WIFI Ant. 1+2, Note, Frequency (MHz), Level (dBµV/m), Over Limit (dB), Limit Line (dBµV/m), Read Level (dBµV), Antenna Factor (dB/m), Path Loss (dB), Preamp Factor (dB), Ant Pos (cm), Table Pos (deg), Peak Avg. (P/A), Pol. (H/V). Rows include data for frequencies 11420 and 17130 MHz.

Remark
1. No other spurious found.
2. All results are PASS against Peak and Average limit line.



Band 3 Straddle Channel
WIFI 802.11ax HE80 Partial 484 (Harmonic @ 3m)

WIFI Ant. 1+2	Note	Frequency (MHz)	Level (dBμV/m)	Over Limit (dB)	Limit Line (dBμV/m)	Read Level (dBμV)	Antenna Factor (dB/m)	Path Loss (dB)	Preamp Factor (dB)	Ant Pos (cm)	Table Pos (deg)	Peak Avg. (P/A)	Pol. (H/V)
802.11ax HE80 Partial 484/66 CH 138 5690MHz		11380	47.24	-26.76	74	46.75	40.48	12.79	52.78	195	335	P	H
		17070	49.1	-19.2	68.3	42.96	42.64	15.59	52.09	162	310	P	H
		11380	47.5	-26.5	74	47.01	40.48	12.79	52.78	125	315	P	V
		17070	51.8	-16.5	68.3	45.66	42.64	15.59	52.09	185	290	P	V

Remark	1. No other spurious found.
	2. All results are PASS against Peak and Average limit line.



Note symbol

*	Fundamental Frequency which can be ignored. However, the level of any unwanted emissions shall not exceed the level of the fundamental frequency.
!	Test result is over limit line.
P/A	Peak or Average
H/V	Horizontal or Vertical



A calculation example for radiated spurious emission is shown as below:

WIFI	Note	Frequency	Level	Over	Limit	Read	Antenna	Cable	Preamp	Ant	Table	Peak	Pol.
Ant.				Limit	Line	Level	Factor	Loss	Factor	Pos	Pos	Avg.	
1+2		(MHz)	(dBμV/m)	(dB)	(dBμV/m)	(dBμV)	(dB/m)	(dB)	(dB)	(cm)	(deg)	(P/A)	(H/V)
802.11b		2390	55.45	-18.55	74	54.51	32.22	4.58	35.86	103	308	P	H
CH 01													
2412MHz		2390	43.54	-10.46	54	42.6	32.22	4.58	35.86	103	308	A	H

- Level(dBμV/m) =
Antenna Factor(dB/m) + Cable Loss(dB) + Read Level(dBμV) - Preamp Factor(dB)
- Over Limit(dB) = Level(dBμV/m) – Limit Line(dBμV/m)

For Peak Limit @ 2390MHz:

- Level(dBμV/m)
= Antenna Factor(dB/m) + Cable Loss(dB) + Read Level(dBμV) - Preamp Factor(dB)
= 32.22(dB/m) + 4.58(dB) + 54.51(dBμV) – 35.86 (dB)
= 55.45 (dBμV/m)
- Over Limit(dB)
= Level(dBμV/m) – Limit Line(dBμV/m)
= 55.45(dBμV/m) – 74(dBμV/m)
= -18.55(dB)

For Average Limit @ 2390MHz:

- Level(dBμV/m)
= Antenna Factor(dB/m) + Cable Loss(dB) + Read Level(dBμV) - Preamp Factor(dB)
= 32.22(dB/m) + 4.58(dB) + 42.6(dBμV) – 35.86 (dB)
= 43.54 (dBμV/m)
- Over Limit(dB)
= Level(dBμV/m) – Limit Line(dBμV/m)
= 43.54(dBμV/m) – 54(dBμV/m)
= -10.46(dB)

Both peak and average measured complies with the limit line, so test result is “PASS”.

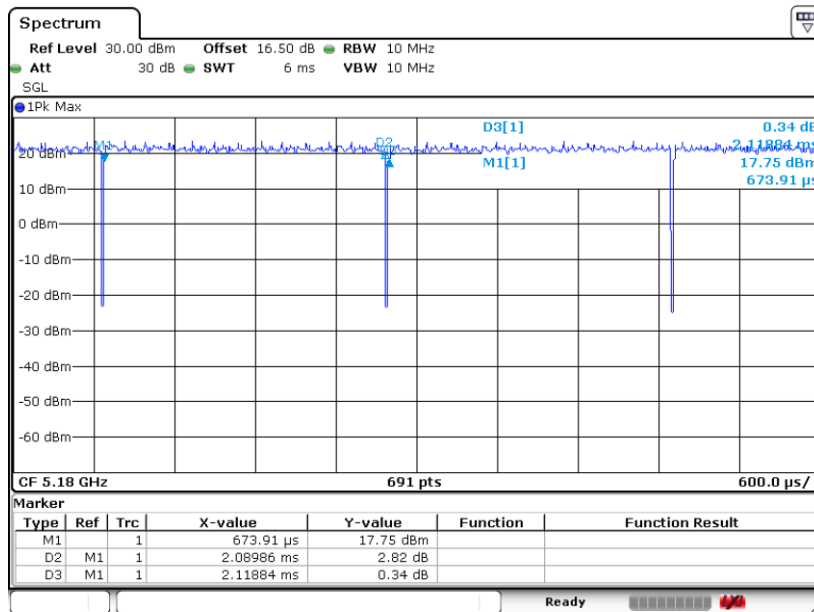


Appendix D. Duty Cycle Plots

Antenna	Band	Duty Cycle(%)	T(ms)	1/T(kHz)	VBW Setting
1+2	802.11a	98.63	-	-	10Hz
1+2	802.11n HT20	100	-	-	10Hz
1+2	802.11n HT40	100	-	-	10Hz
1+2	802.11ac VHT80	100	-	-	10Hz
1+2	802.11ac VHT160	100	-	-	10Hz
1+2	802.11ax HE20	100	-	-	10Hz
1+2	802.11ax HE40	100	-	-	10Hz
1+2	802.11ax HE80	100	-	-	10Hz
1+2	802.11ax HE160	100	-	-	10Hz

<MIMO Ant.1+2>

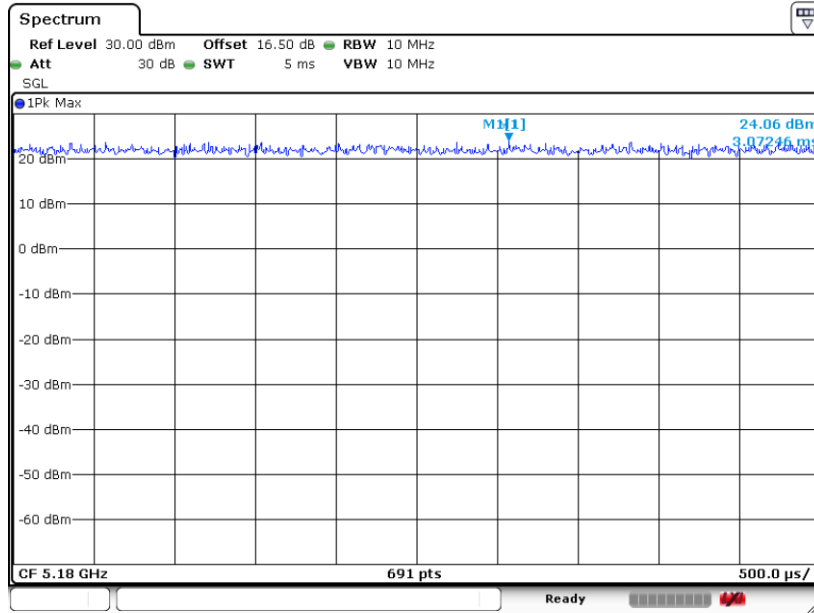
802.11a



Date: 10.NOV.2020 10:14:19

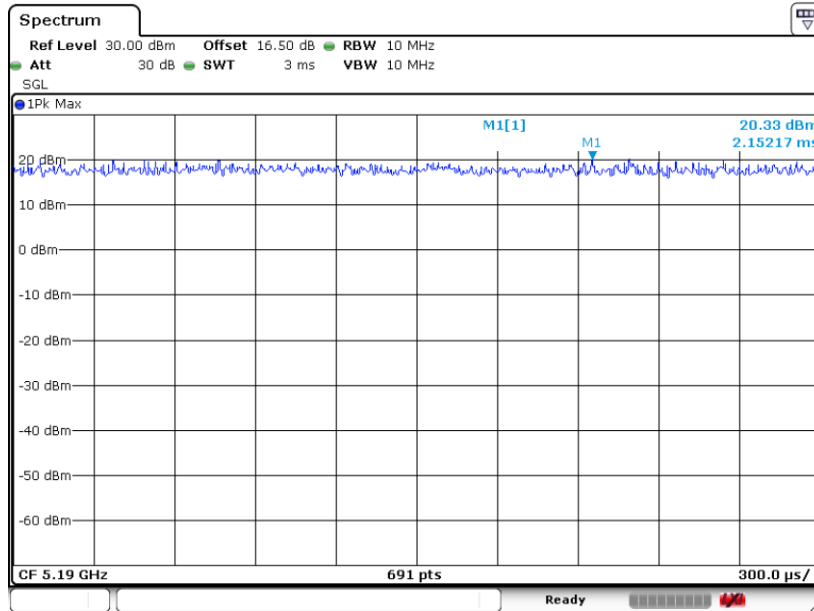


802.11n HT20



Date: 10.NOV.2020 10:18:33

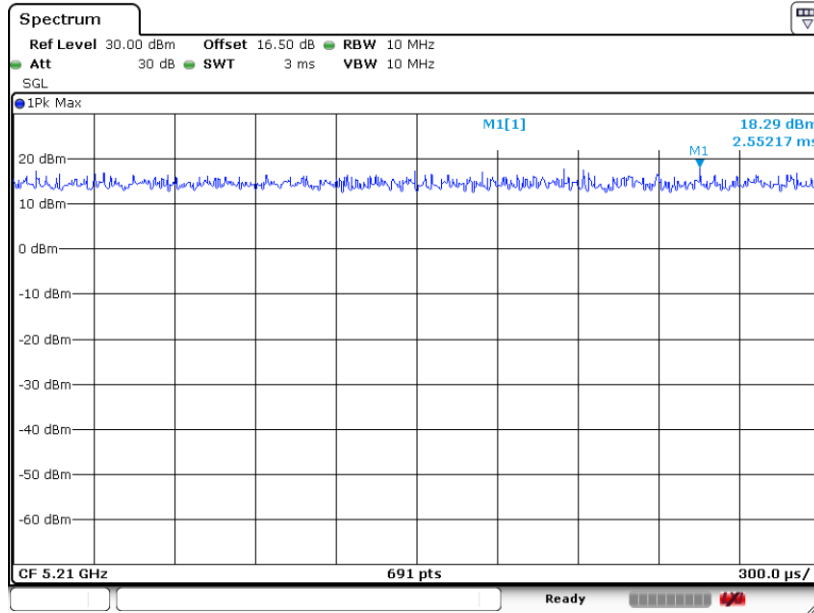
802.11n HT40



Date: 10.NOV.2020 10:24:57

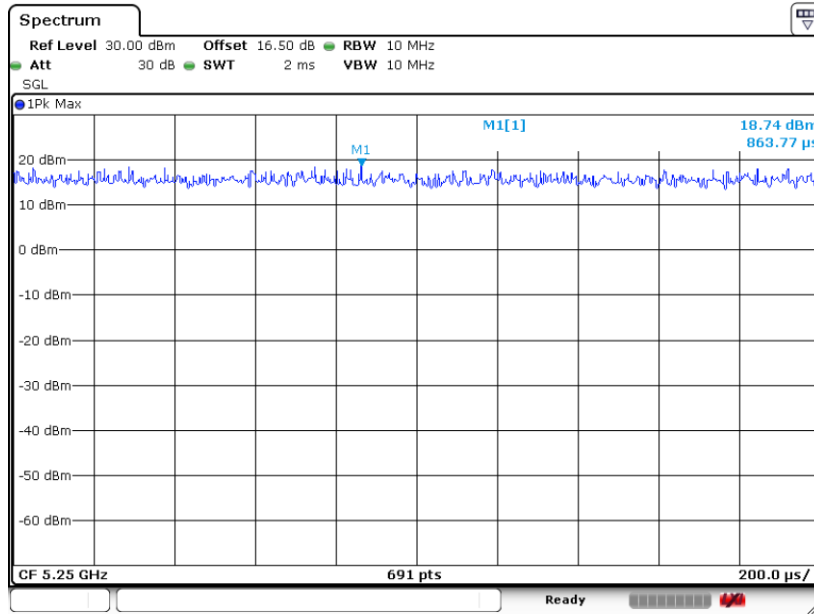


802.11ac VHT80



Date: 10.NOV.2020 10:48:19

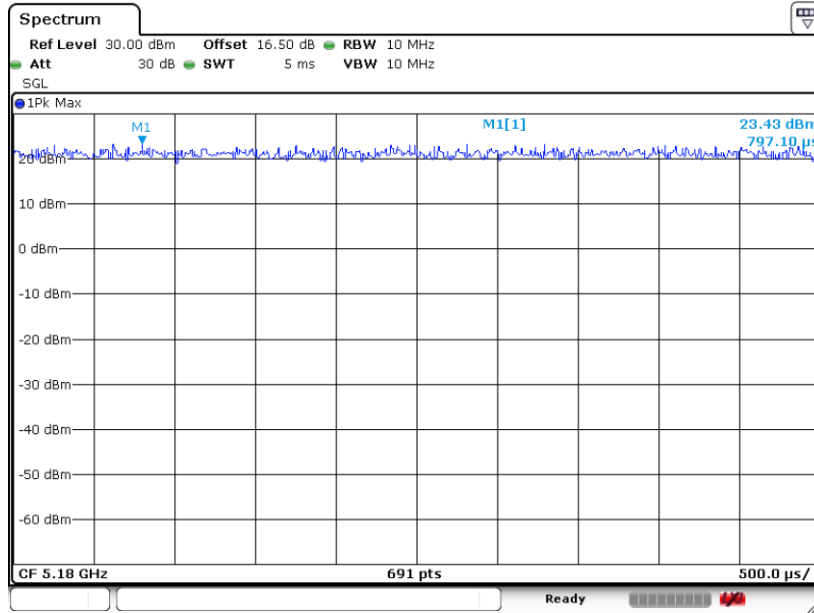
802.11ac VHT160



Date: 10.NOV.2020 11:06:31

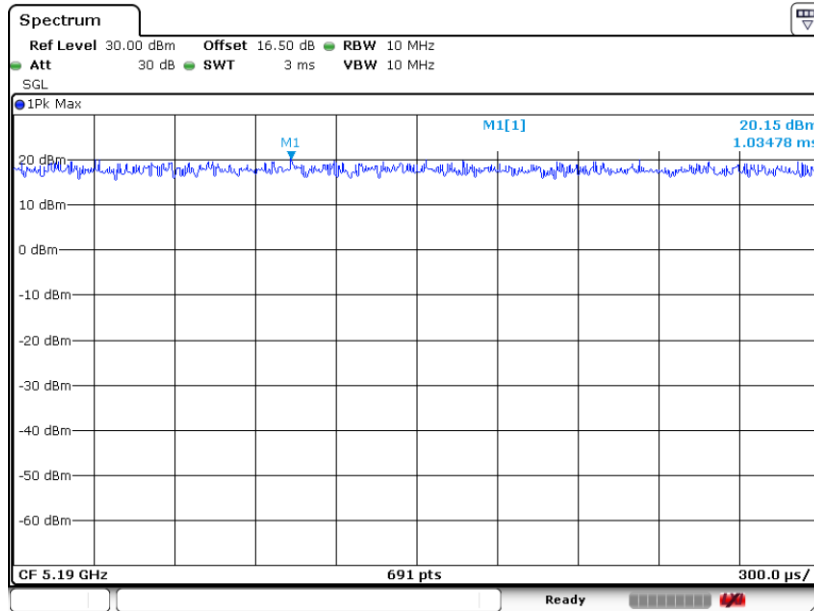


802.11ax HE20



Date: 10.NOV.2020 10:22:08

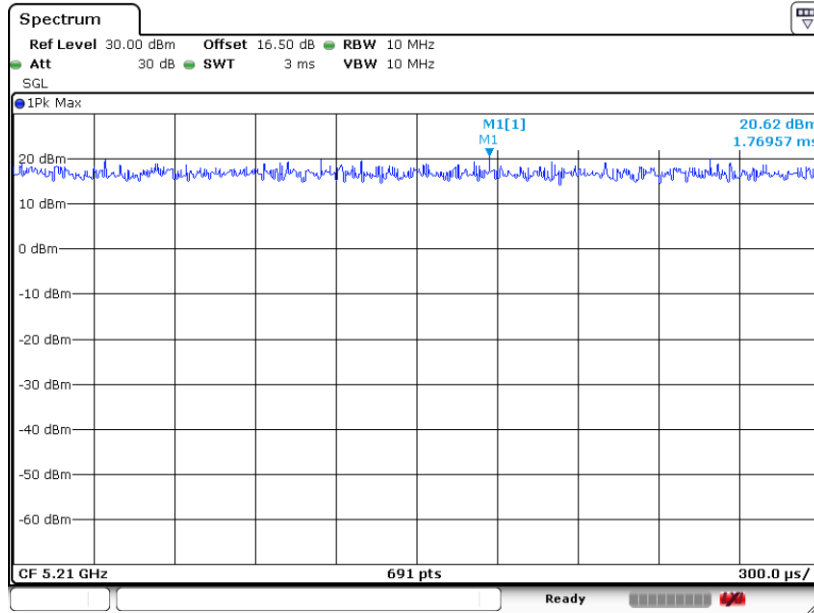
802.11ax HE40



Date: 10.NOV.2020 10:37:57

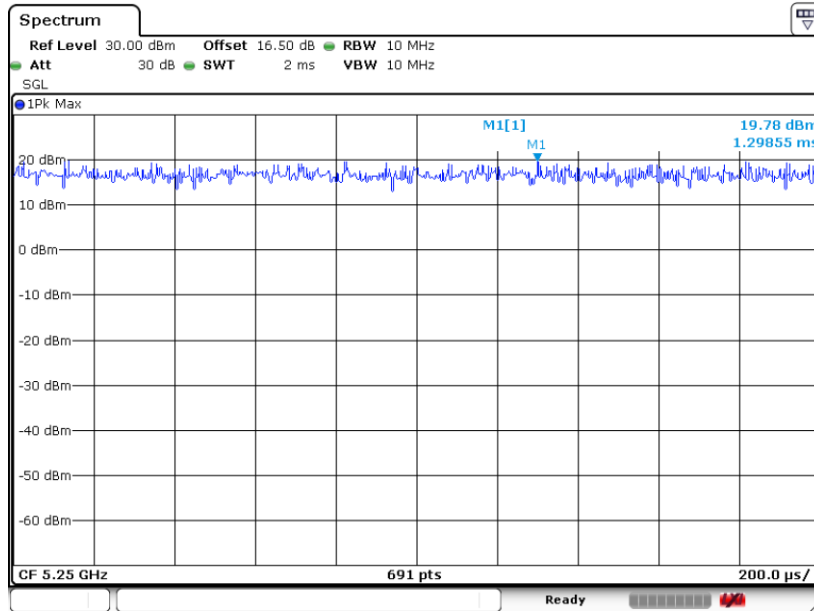


802.11ax HE80



Date: 10.NOV.2020 10:48:59

802.11ax VHE160



Date: 10.NOV.2020 11:06:55