

## System Check\_Head\_750MHz

### DUT: D750V3-1107

Communication System: CW ; Frequency: 750 MHz;Duty Cycle: 1:1

Medium: HSL750\_200811 Medium parameters used:  $f = 750$  MHz;  $\sigma = 0.893$  S/m;  $\epsilon_r = 42.549$ ;  $\rho = 1000$  kg/m<sup>3</sup>

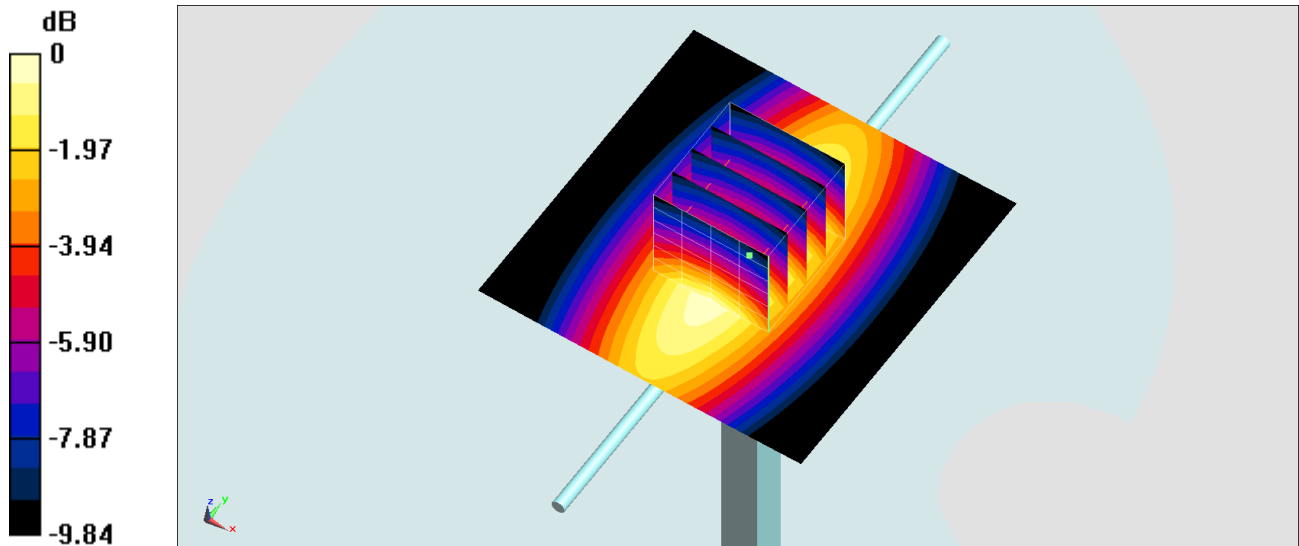
Ambient Temperature : 23.5 °C ; Liquid Temperature : 22.5 °C

DASY5 Configuration:

- Probe: EX3DV4 - SN3931; ConvF(9.99, 9.99, 9.99) @ 750 MHz; Calibrated: 2019/9/26
- Sensor-Surface: 1.4mm (Mechanical Surface Detection)
- Electronics: DAE4 Sn1424; Calibrated: 2020/1/24
- Phantom: SAM\_Right; Type: SAM; Serial: TP:1446
- Measurement SW: DASY52, Version 52.10 (4);SEMCAD X Version 14.6.14 (7483)

**Pin=250mW/Area Scan (61x61x1):** Interpolated grid: dx=1.500 mm, dy=1.500 mm  
Maximum value of SAR (interpolated) = 2.90 W/kg

**Pin=250mW/Zoom Scan (5x5x7)/Cube 0:** Measurement grid: dx=8mm, dy=8mm, dz=5mm  
Reference Value = 60.85 V/m; Power Drift = -0.03 dB  
Peak SAR (extrapolated) = 3.26 W/kg  
**SAR(1 g) = 2.26 W/kg; SAR(10 g) = 1.52 W/kg**  
Maximum value of SAR (measured) = 2.94 W/kg



0 dB = 2.94 W/kg = 4.68 dBW/kg

## System Check\_Head\_835MHz

### DUT: D835V2-4d167

Communication System: CW; Frequency: 835 MHz; Duty Cycle: 1:1

Medium: HSL\_835\_200811 Medium parameters used:  $f = 835$  MHz;  $\sigma = 0.901$  S/m;  $\epsilon_r = 42.474$ ;  $\rho = 1000$  kg/m<sup>3</sup>

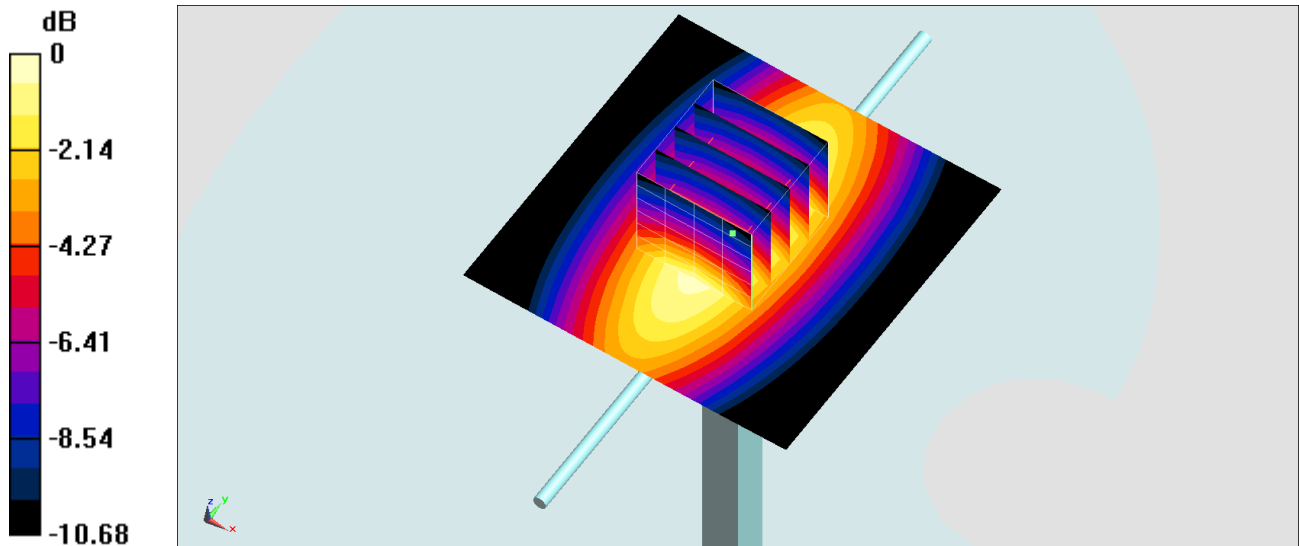
Ambient Temperature : 23.5 °C ; Liquid Temperature : 22.5 °C

DASY5 Configuration:

- Probe: EX3DV4 - SN3931; ConvF(9.8, 9.8, 9.8) @ 835 MHz; Calibrated: 2019/9/26
- Sensor-Surface: 1.4mm (Mechanical Surface Detection)
- Electronics: DAE4 Sn1424; Calibrated: 2020/1/24
- Phantom: SAM\_Right; Type: SAM; Serial: TP:1446
- Measurement SW: DASY52, Version 52.10 (4); SEMCAD X Version 14.6.14 (7483)

**Pin=250mW/Area Scan (61x61x1):** Interpolated grid: dx=1.500 mm, dy=1.500 mm  
Maximum value of SAR (interpolated) = 3.29 W/kg

**Pin=250mW/Zoom Scan (5x5x7)/Cube 0:** Measurement grid: dx=8mm, dy=8mm, dz=5mm  
Reference Value = 63.82 V/m; Power Drift = -0.09 dB  
Peak SAR (extrapolated) = 3.66 W/kg  
**SAR(1 g) = 2.49 W/kg; SAR(10 g) = 1.63 W/kg**  
Maximum value of SAR (measured) = 3.30 W/kg



0 dB = 3.30 W/kg = 5.19 dBW/kg

## System Check\_Head\_1750MHz

### DUT: D1750V2-1112

Communication System: CW; Frequency: 1750 MHz; Duty Cycle: 1:1

Medium: HSL\_1750\_200811 Medium parameters used:  $f = 1750$  MHz;  $\sigma = 1.369$  S/m;  $\epsilon_r = 40.623$ ;  $\rho = 1000$  kg/m<sup>3</sup>

Ambient Temperature : 23.5 °C; Liquid Temperature : 22.5 °C

DASY5 Configuration:

- Probe: EX3DV4 - SN3931; ConvF(8.66, 8.66, 8.66) @ 1750 MHz; Calibrated: 2019/9/26
- Sensor-Surface: 1.4mm (Mechanical Surface Detection)
- Electronics: DAE4 Sn1424; Calibrated: 2020/1/24
- Phantom: SAM\_Right; Type: SAM; Serial: TP:1446
- Measurement SW: DASY52, Version 52.10 (4); SEMCAD X Version 14.6.14 (7483)

**Pin=250mW/Area Scan (61x61x1):** Interpolated grid: dx=1.500 mm, dy=1.500 mm

Maximum value of SAR (interpolated) = 14.8 W/kg

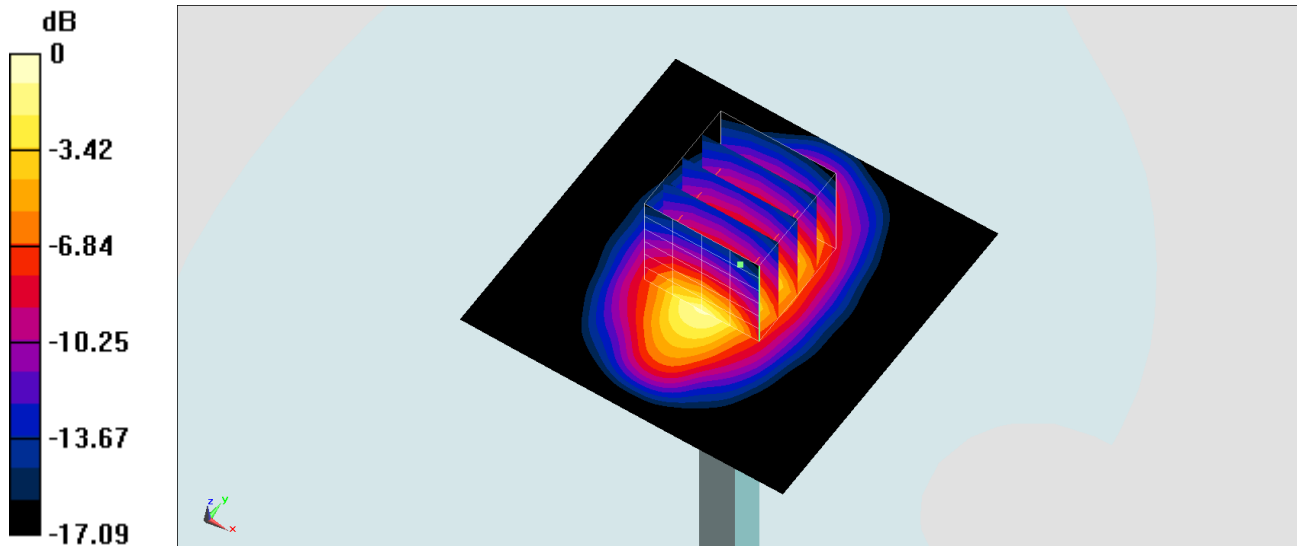
**Pin=250mW/Zoom Scan (5x5x7)/Cube 0:** Measurement grid: dx=8mm, dy=8mm, dz=5mm

Reference Value = 104.3 V/m; Power Drift = 0.05 dB

Peak SAR (extrapolated) = 17.1 W/kg

**SAR(1 g) = 9.48 W/kg; SAR(10 g) = 5.05 W/kg**

Maximum value of SAR (measured) = 14.4 W/kg



## System Check\_Head\_1900MHz

### DUT: D1900V2-5d041

Communication System: CW; Frequency: 1900 MHz; Duty Cycle: 1:1

Medium: HSL\_1900\_200811 Medium parameters used:  $f = 1900$  MHz;  $\sigma = 1.384$  S/m;  $\epsilon_r = 40.37$ ;  $\rho = 1000$  kg/m<sup>3</sup>

Ambient Temperature : 23.5 °C ; Liquid Temperature : 22.5 °C

DASY5 Configuration:

- Probe: EX3DV4 - SN3931; ConvF(8.32, 8.32, 8.32) @ 1900 MHz; Calibrated: 2019/9/26
- Sensor-Surface: 1.4mm (Mechanical Surface Detection)
- Electronics: DAE4 Sn1424; Calibrated: 2020/1/24
- Phantom: SAM\_Right; Type: SAM; Serial: TP:1446
- Measurement SW: DASY52, Version 52.10 (4); SEMCAD X Version 14.6.14 (7483)

**Pin=250mW/Area Scan (61x61x1):** Interpolated grid: dx=1.500 mm, dy=1.500 mm

Maximum value of SAR (interpolated) = 16.2 W/kg

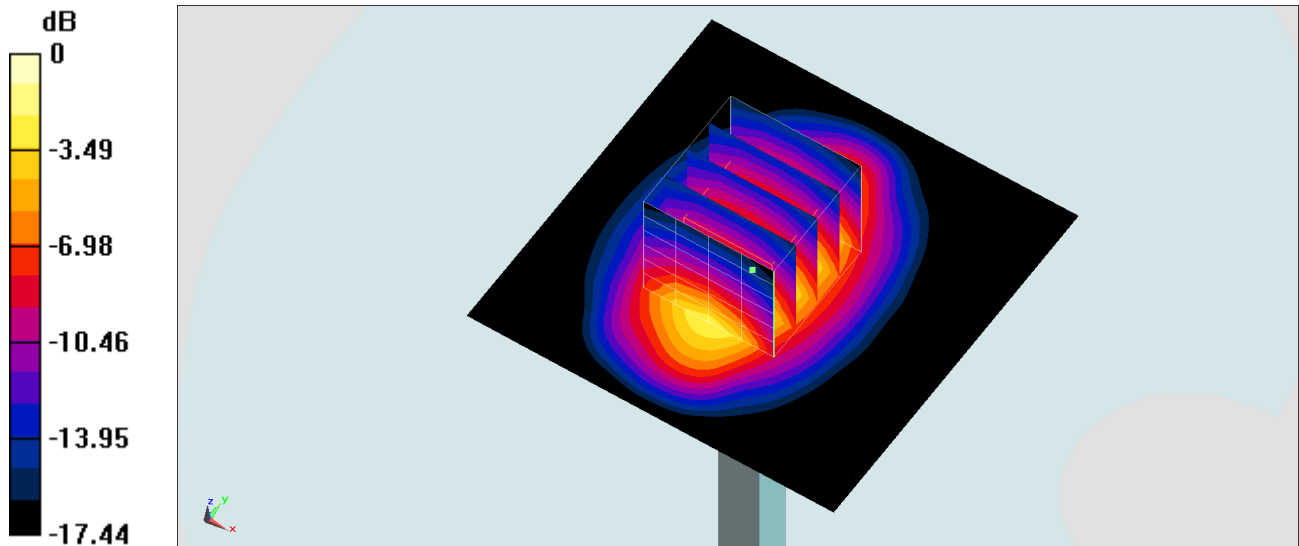
**Pin=250mW/Zoom Scan (5x5x7)/Cube 0:** Measurement grid: dx=8mm, dy=8mm, dz=5mm

Reference Value = 108.3 V/m; Power Drift = 0.05 dB

Peak SAR (extrapolated) = 19.4 W/kg

**SAR(1 g) = 10.5 W/kg; SAR(10 g) = 5.6 W/kg**

Maximum value of SAR (measured) = 16.1 W/kg



0 dB = 16.1 W/kg = 12.07 dBW/kg

## System Check\_Head\_2600MHz

### DUT: D2600V2-1008

Communication System: CW; Frequency: 2600 MHz; Duty Cycle: 1:1

Medium: HSL\_2600\_200811 Medium parameters used:  $f = 2600$  MHz;  $\sigma = 1.982$  S/m;  $\epsilon_r = 39.221$ ;  $\rho = 1000$  kg/m<sup>3</sup>

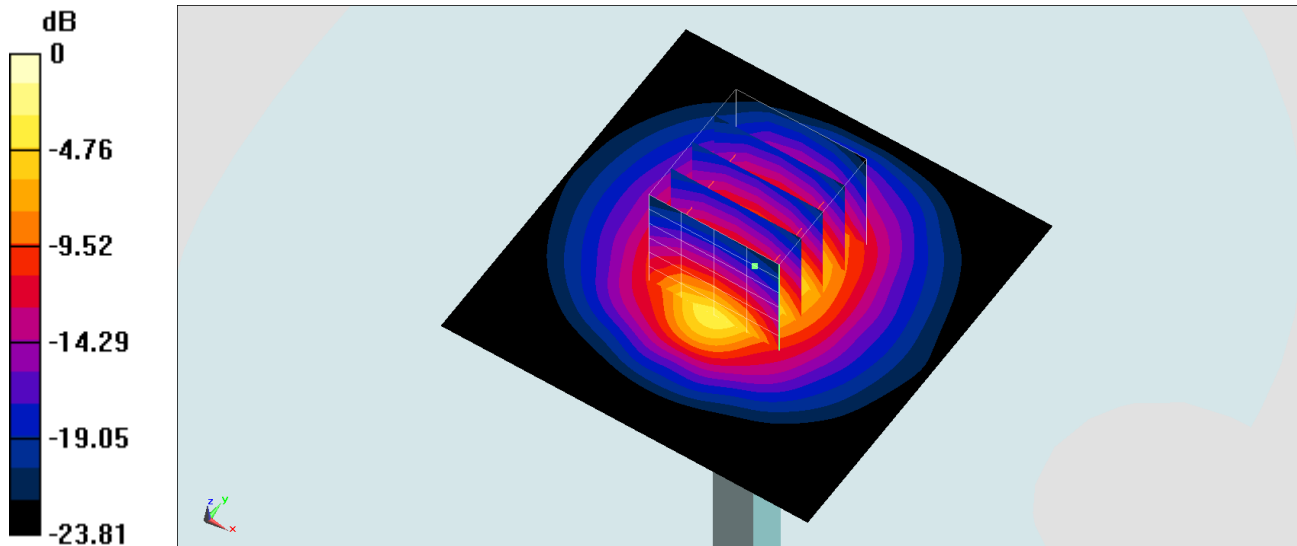
Ambient Temperature : 23.5 °C ; Liquid Temperature : 22.5 °C

DASY5 Configuration:

- Probe: EX3DV4 - SN3931; ConvF(7.43, 7.43, 7.43) @ 2600 MHz; Calibrated: 2019/9/26
- Sensor-Surface: 1.4mm (Mechanical Surface Detection)
- Electronics: DAE4 Sn1424; Calibrated: 2020/1/24
- Phantom: SAM\_Right; Type: SAM; Serial: TP:1446
- Measurement SW: DASY52, Version 52.10 (4); SEMCAD X Version 14.6.14 (7483)

**Pin=250mW/Area Scan (61x61x1):** Interpolated grid: dx=1.500 mm, dy=1.500 mm  
Maximum value of SAR (interpolated) = 24.6 W/kg

**Pin=250mW/Zoom Scan (5x5x7)/Cube 0:** Measurement grid: dx=8mm, dy=8mm, dz=5mm  
Reference Value = 117.4 V/m; Power Drift = -0.01 dB  
Peak SAR (extrapolated) = 31.0 W/kg  
**SAR(1 g) = 14.7 W/kg; SAR(10 g) = 6.5 W/kg**  
Maximum value of SAR (measured) = 25.1 W/kg



0 dB = 25.1 W/kg = 14.00 dBW/kg