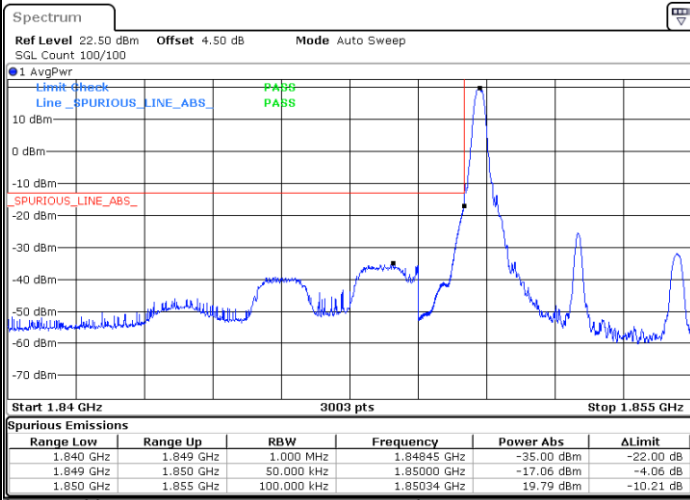




FR1 n25 / 5MHz / DFT-S OFDM QPSK

Lowest Band Edge / 1 RB

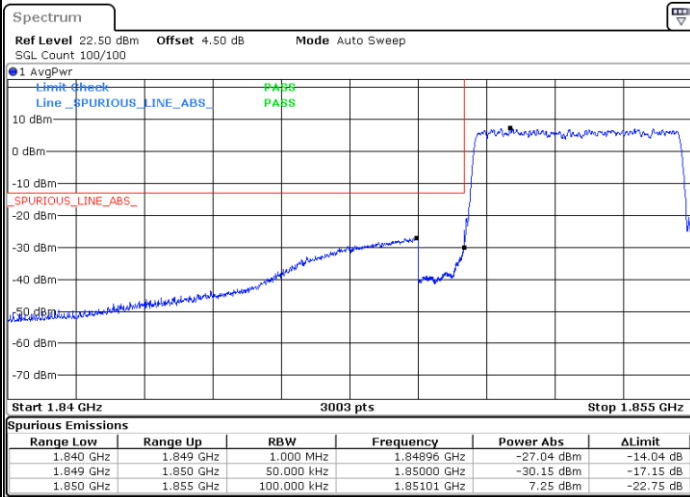
Channel Power < -13dBm Pass



Date: 5.FEB.2021 08:00:44

Lowest Band Edge / Full RB

Channel Power < -13dBm Pass



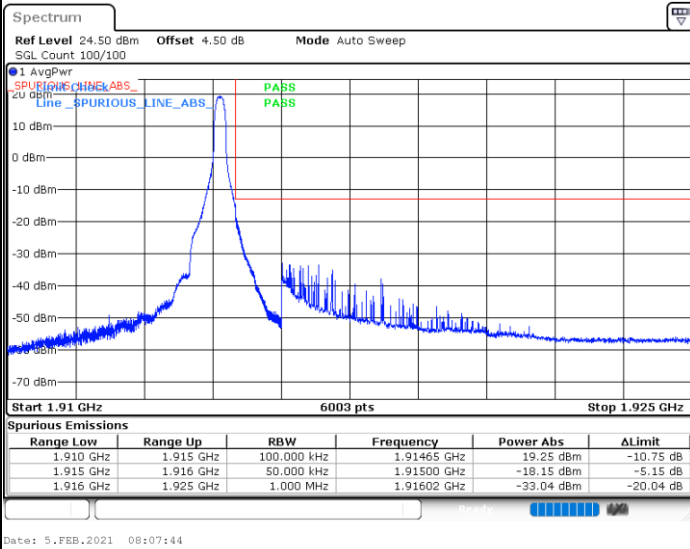
Date: 5.FEB.2021 08:01:47



FR1 n25 / 5MHz / DFT-S OFDM QPSK

Highest Band Edge / 1 RB

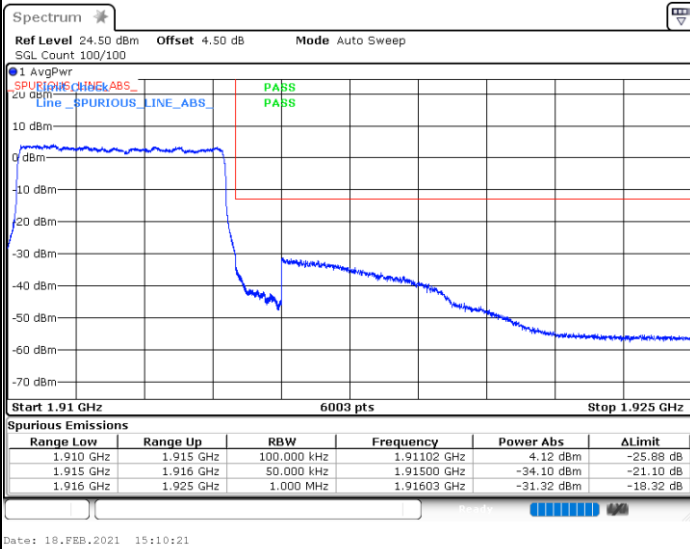
Channel Power < -13dBm Pass



/

Highest Band Edge / Full RB

Channel Power < -13dBm Pass



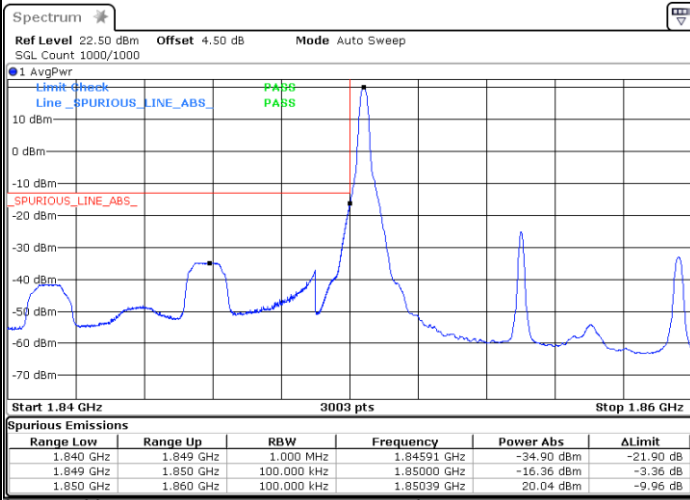
/



FR1 n25 / 10MHz / DFT-S OFDM BPSK

Lowest Band Edge / 1 RB

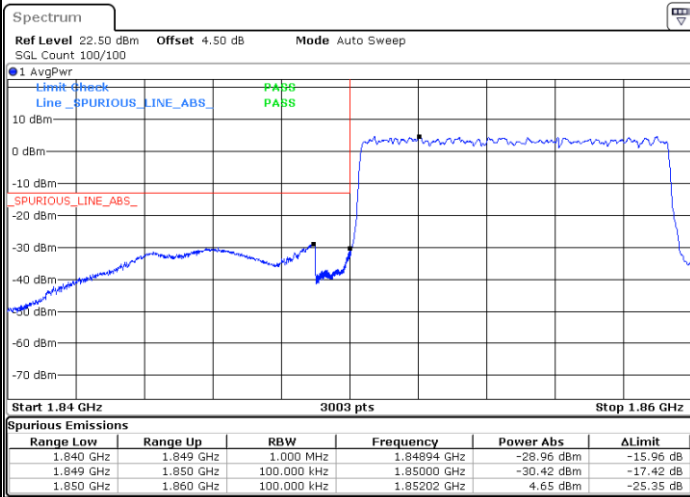
Channel Power < -13dBm Pass



Date: 5.FEB.2021 07:45:20

Lowest Band Edge / Full RB

Channel Power < -13dBm Pass



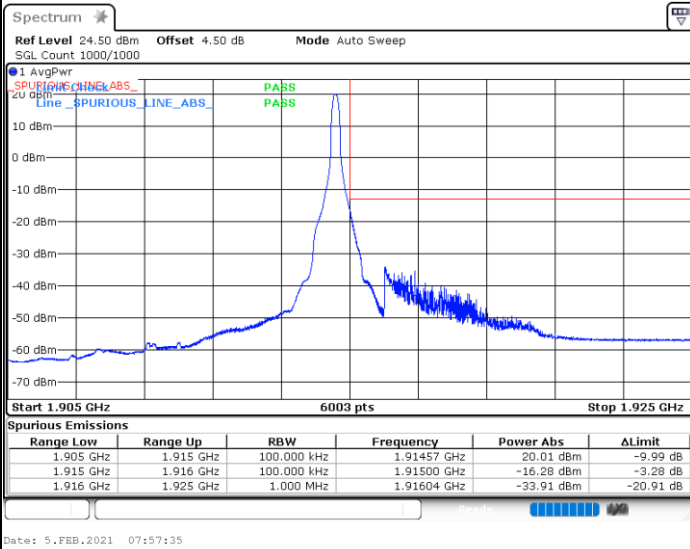
Date: 5.FEB.2021 07:49:32



FR1 n25 / 10MHz / DFT-S OFDM BPSK

Highest Band Edge / 1 RB

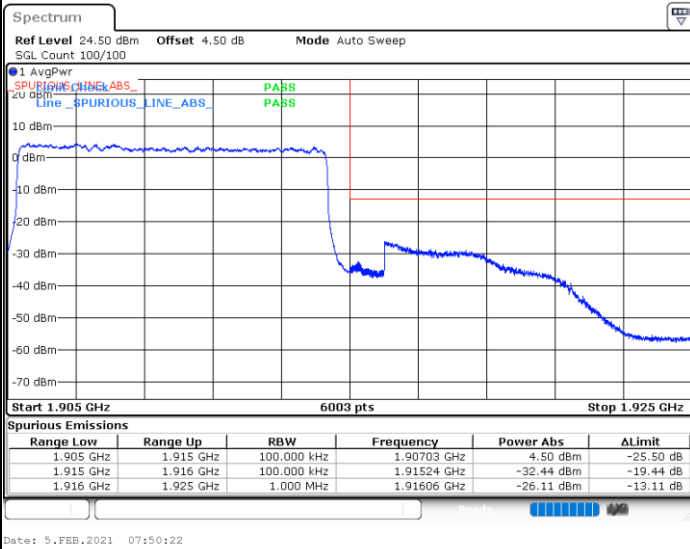
Channel Power < -13dBm Pass



/

Highest Band Edge / Full RB

Channel Power < -13dBm Pass



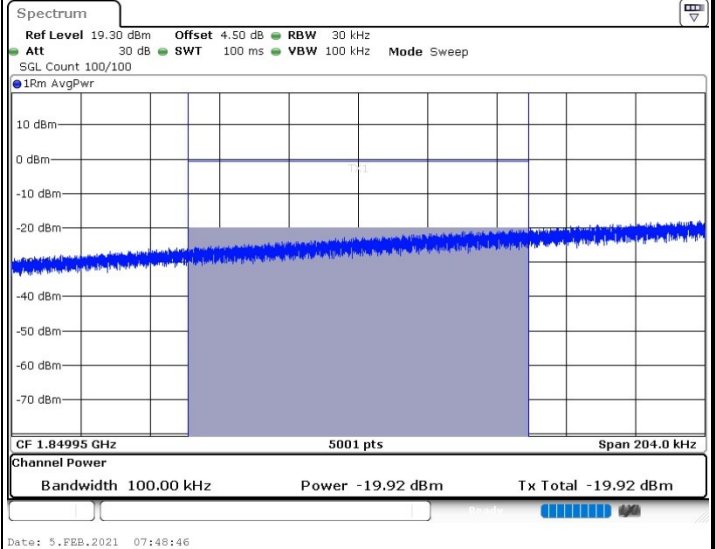
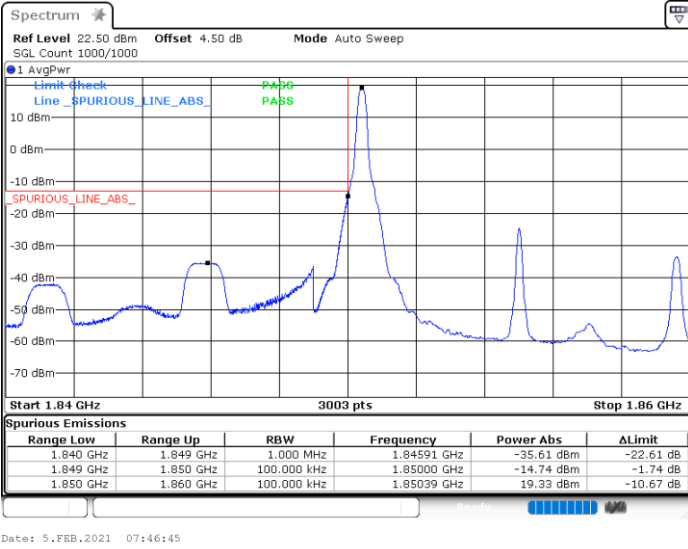
/



FR1 n25 / 10MHz / DFT-S OFDM QPSK

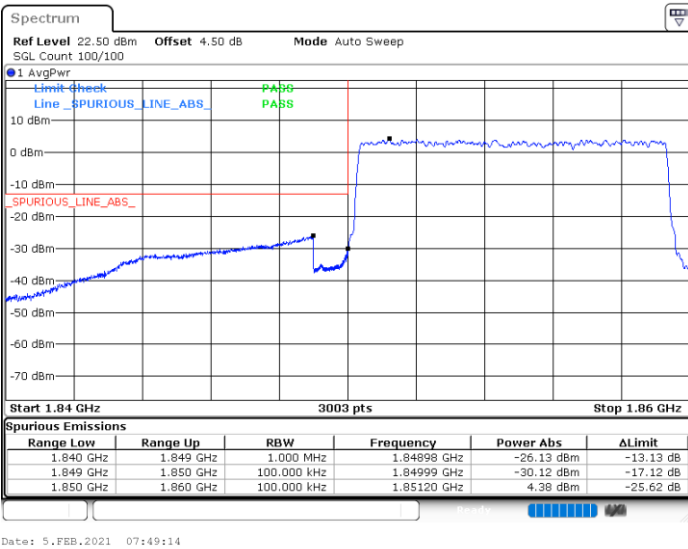
Lowest Band Edge / 1 RB

Channel Power < -13dBm Pass



Lowest Band Edge / Full RB

Channel Power < -13dBm Pass

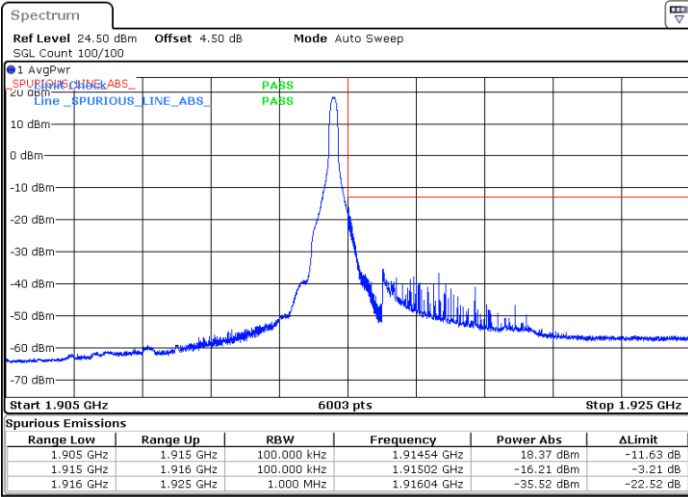




FR1 n25 / 10MHz / DFT-S OFDM QPSK

Highest Band Edge / 1 RB

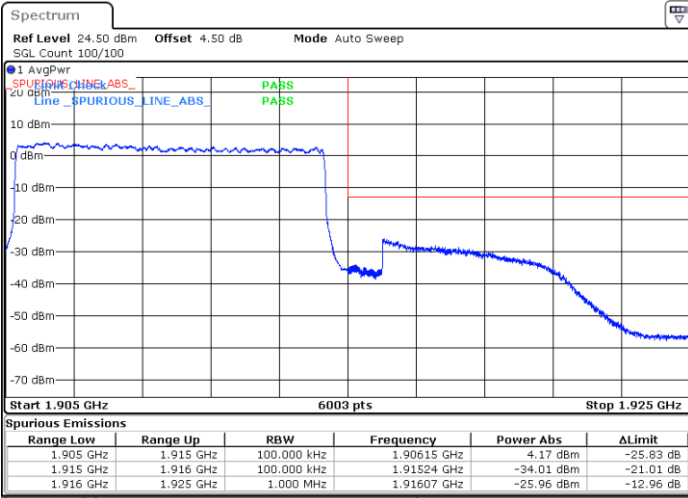
Channel Power < -13dBm Pass



Date: 5.FEB.2021 07:52:10

Highest Band Edge / Full RB

Channel Power < -13dBm Pass



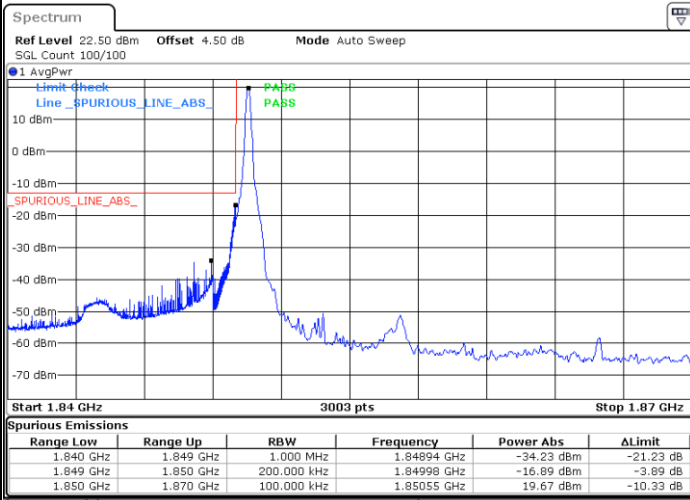
Date: 5.FEB.2021 07:51:21



FR1 n25 / 20MHz / DFT-S OFDM BPSK

Lowest Band Edge / 1 RB

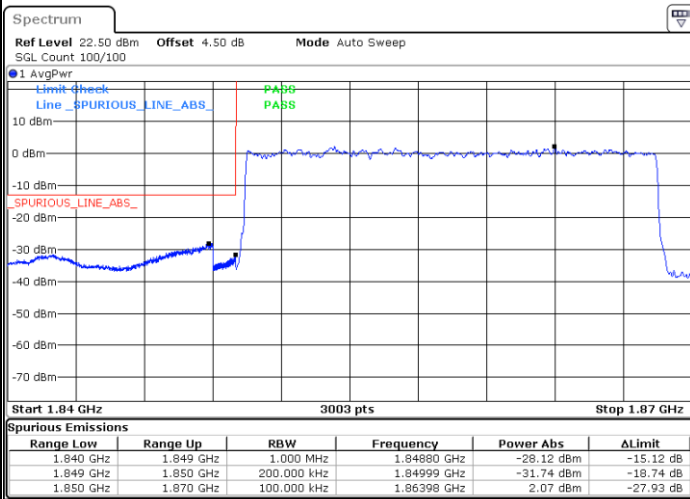
Channel Power < -13dBm Pass



Date: 5.FEB.2021 07:02:11

Lowest Band Edge / Full RB

Channel Power < -13dBm Pass



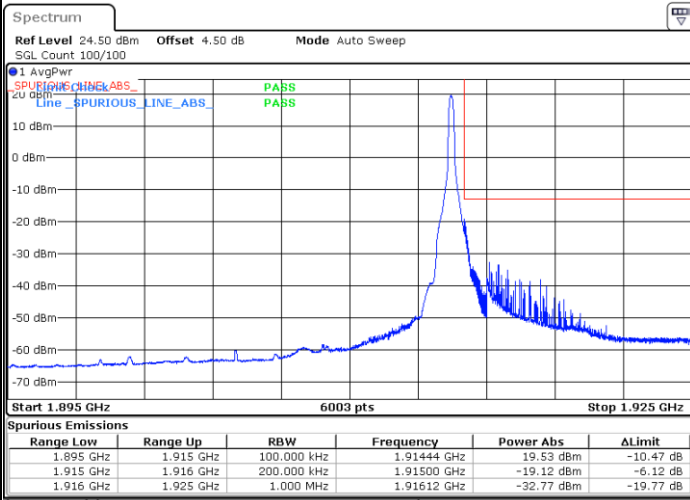
Date: 5.FEB.2021 07:03:06



FR1 n25 / 20MHz / DFT-S OFDM BPSK

Highest Band Edge / 1 RB

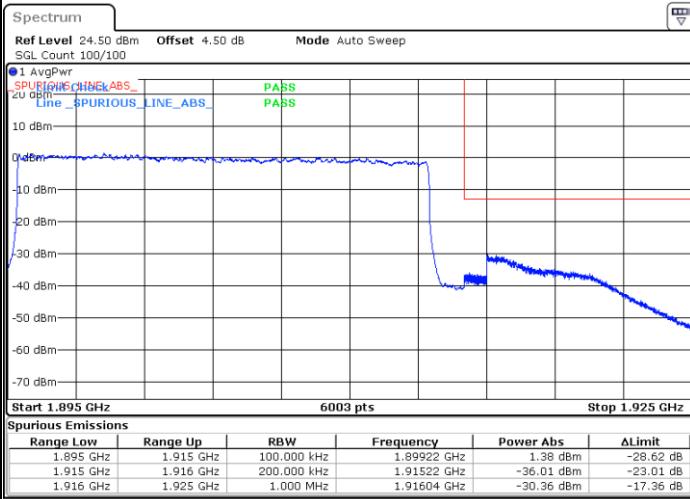
Channel Power < -13dBm Pass



Date: 5.FEB.2021 07:09:38

Highest Band Edge / Full RB

Channel Power < -13dBm Pass



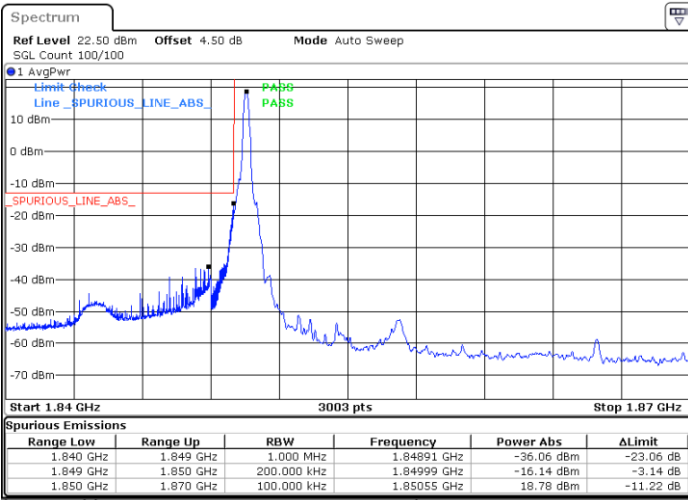
Date: 5.FEB.2021 07:08:28



FR1 n25 / 20MHz / DFT-S OFDM QPSK

Lowest Band Edge / 1 RB

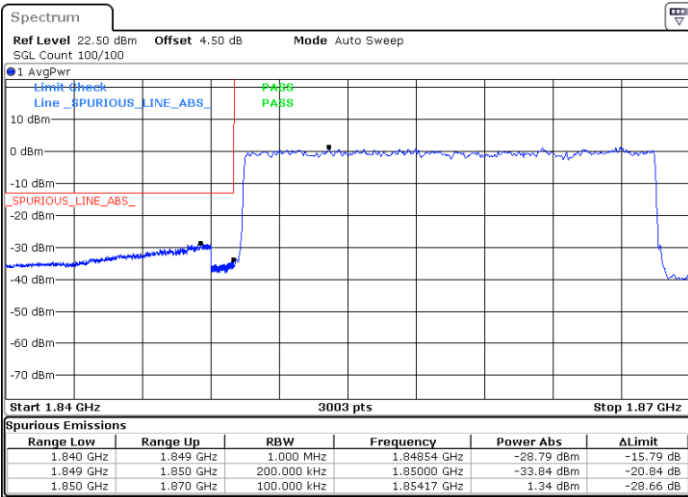
Channel Power < -13dBm Pass



Date: 5.FEB.2021 07:02:29

Lowest Band Edge / Full RB

Channel Power < -13dBm Pass



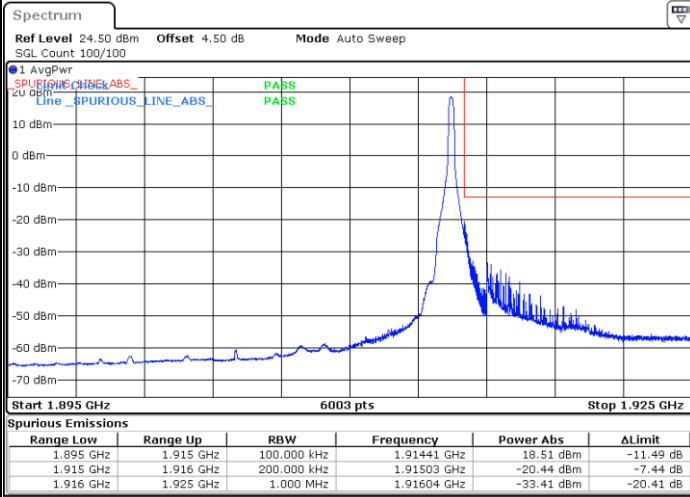
Date: 5.FEB.2021 07:02:47



FR1 n25 / 20MHz / DFT-S OFDM QPSK

Highest Band Edge / 1 RB

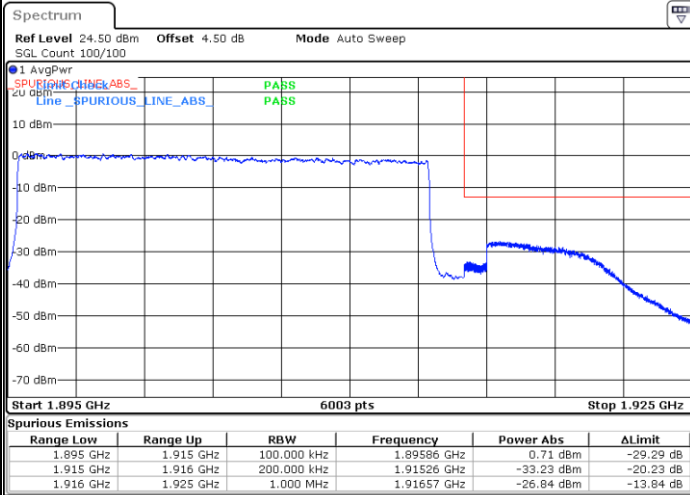
Channel Power < -13dBm Pass



Date: 5.FEB.2021 07:10:49

Highest Band Edge / Full RB

Channel Power < -13dBm Pass



Date: 5.FEB.2021 07:07:23

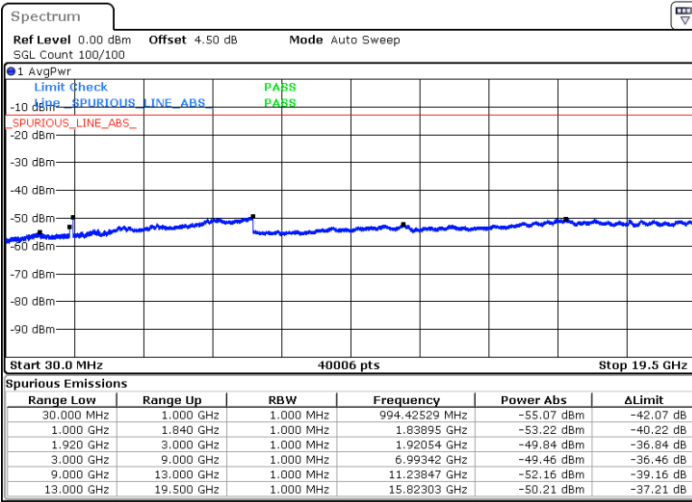


Conducted Spurious Emission

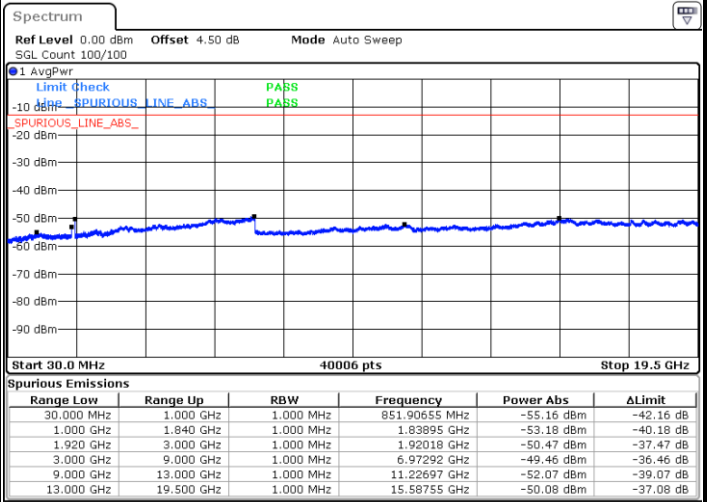
FR1 n25 / 5MHz / DFT-S OFDM / BPSK

Lowest Channel / 1RB

Middle Channel / 1RB

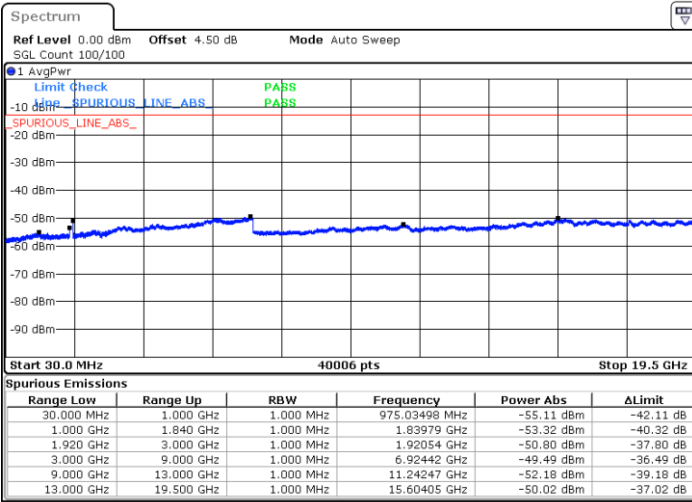


Date: 5.FEB.2021 06:57:25



Date: 5.FEB.2021 06:58:49

Highest Channel / 1RB



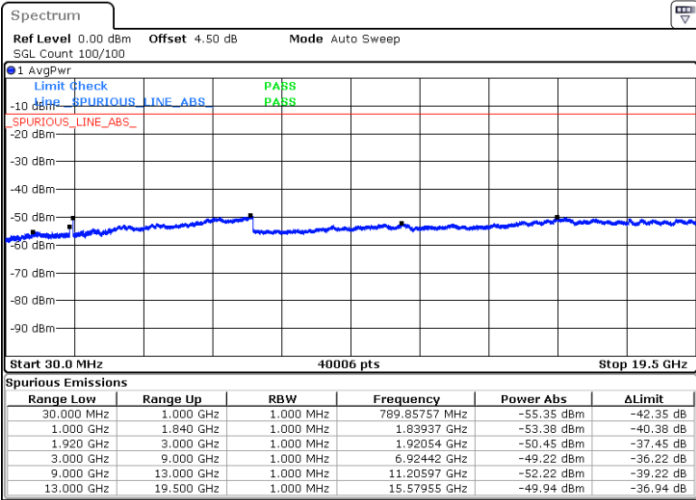
Date: 5.FEB.2021 07:00:12



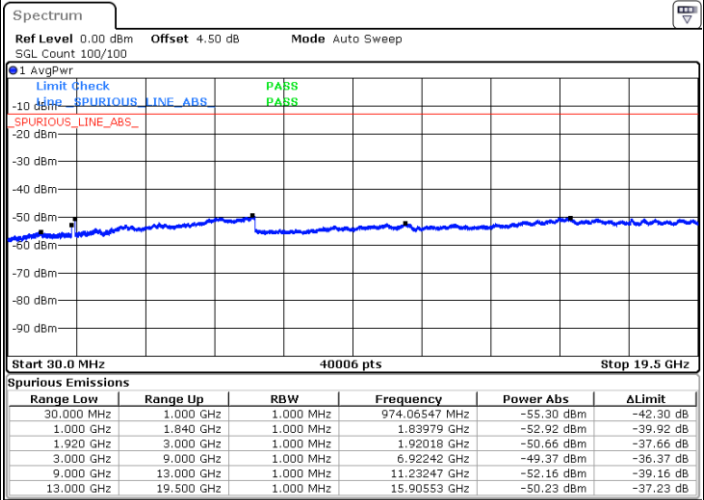
FR1 n25 / 5MHz / DFT-S OFDM / QPSK

Lowest Channel / 1RB

Middle Channel / 1RB

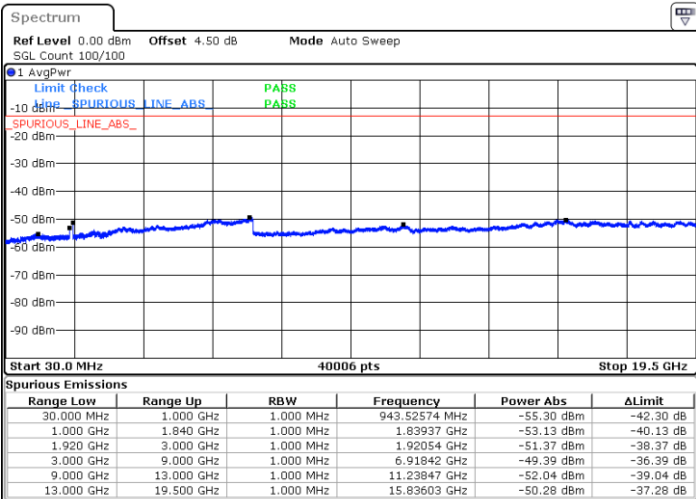


Date: 5.FEB.2021 06:56:49



Date: 5.FEB.2021 06:59:34

Highest Channel / 1RB



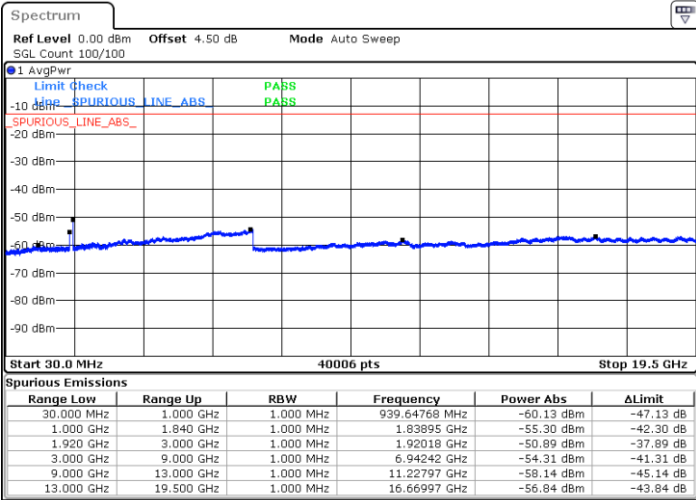
Date: 5.FEB.2021 07:00:51



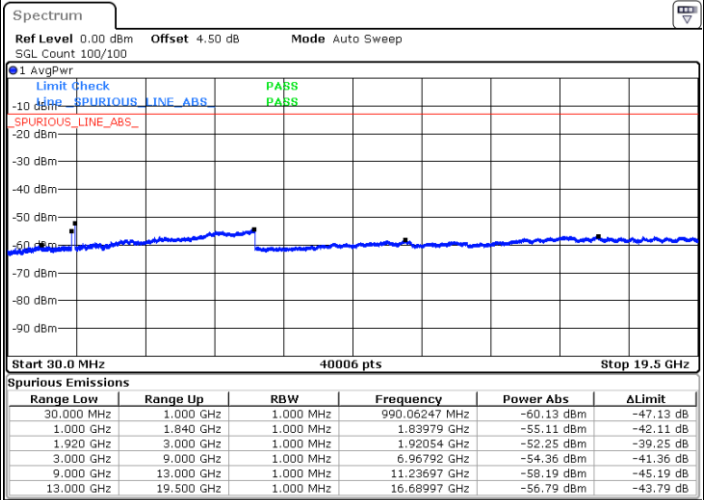
FR1 n25 / 10MHz / DFT-S OFDM / BPSK

Lowest Channel / 1RB

Middle Channel / 1RB

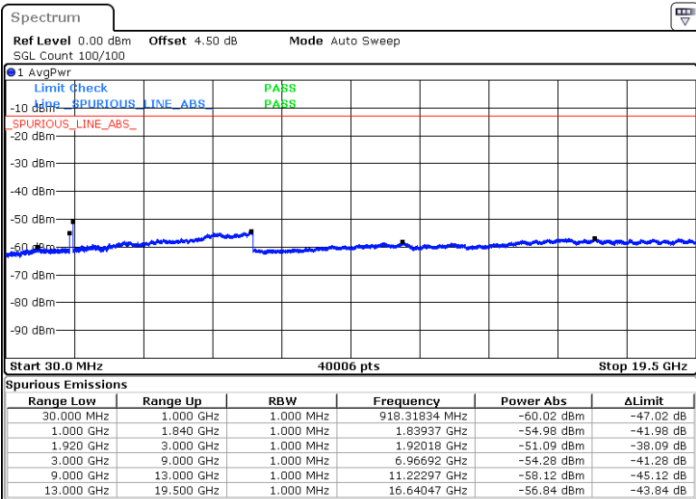


Date: 5.FEB.2021 06:50:41



Date: 5.FEB.2021 06:52:00

Highest Channel / 1RB



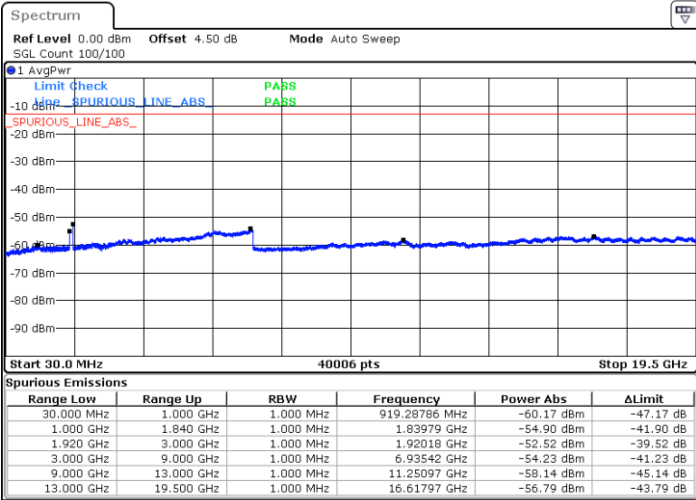
Date: 5.FEB.2021 06:53:40



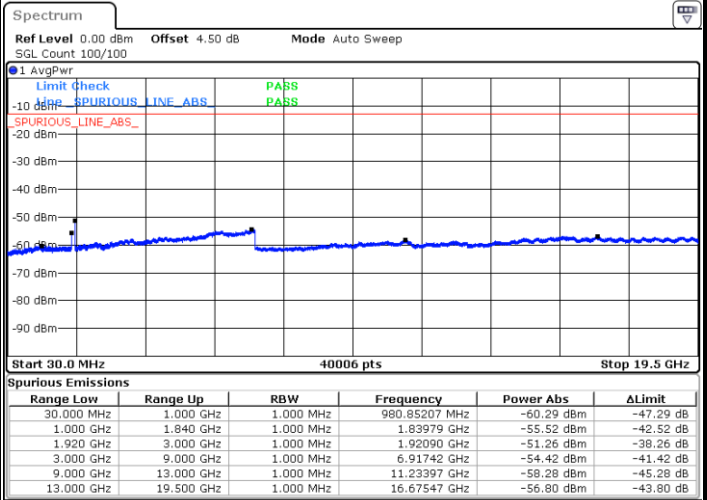
FR1 n25 / 10MHz / DFT-S OFDM / QPSK

Lowest Channel / 1RB

Middle Channel / 1RB

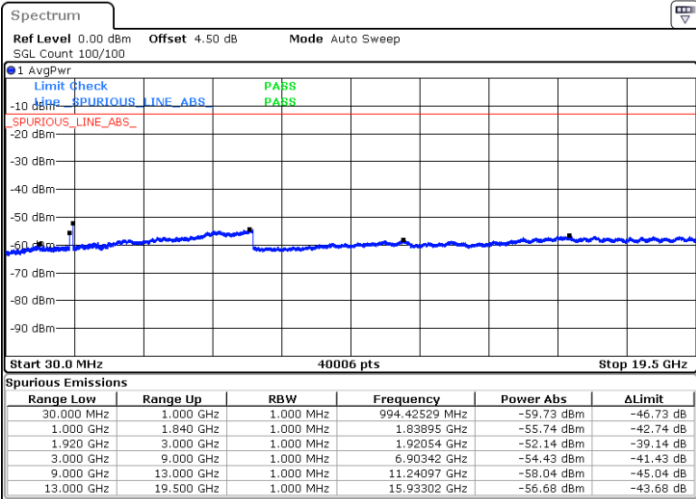


Date: 5.FEB.2021 06:51:21



Date: 5.FEB.2021 06:52:55

Highest Channel / 1RB



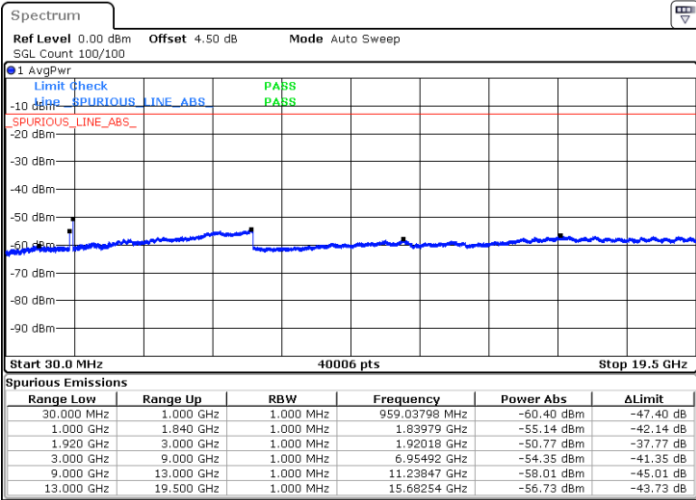
Date: 5.FEB.2021 06:54:54



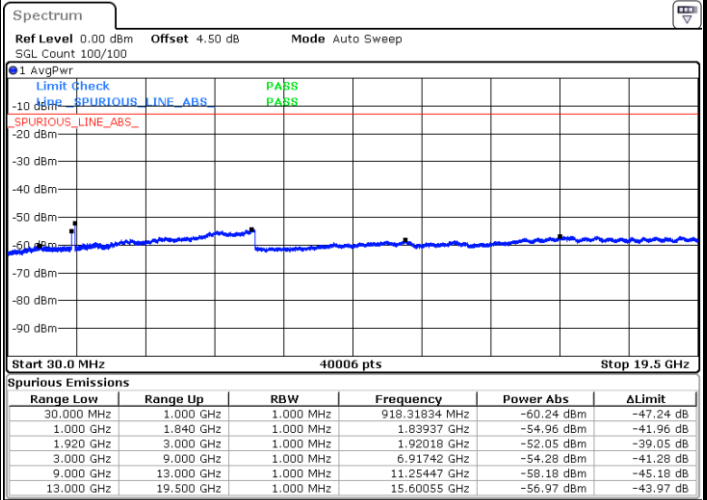
FR1 n25 / 20MHz / DFT-S OFDM / BPSK

Lowest Channel / 1RB

Middle Channel / 1RB

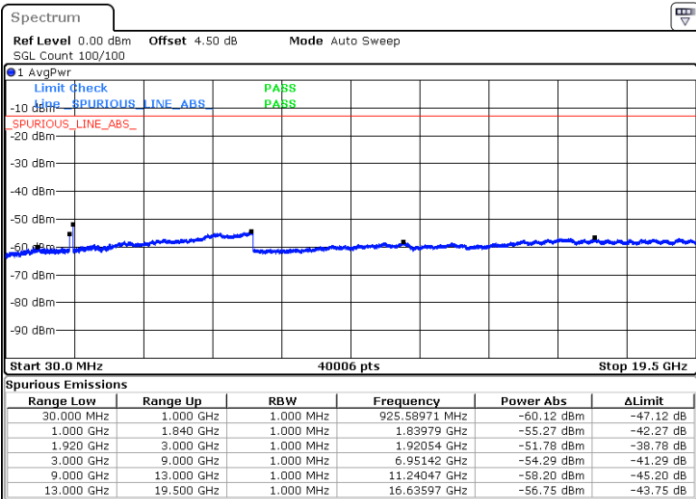


Date: 5.FEB.2021 06:44:57



Date: 5.FEB.2021 06:46:21

Highest Channel / 1RB

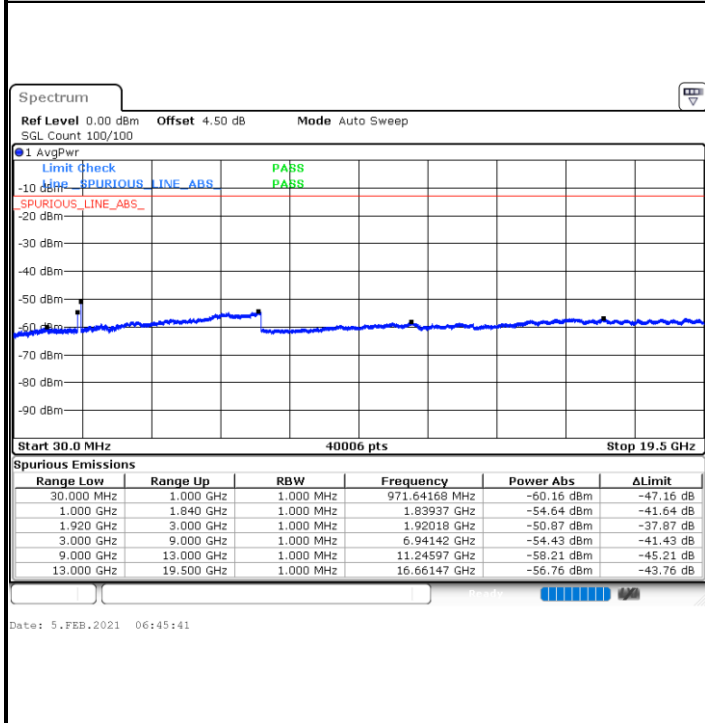


Date: 5.FEB.2021 06:48:24

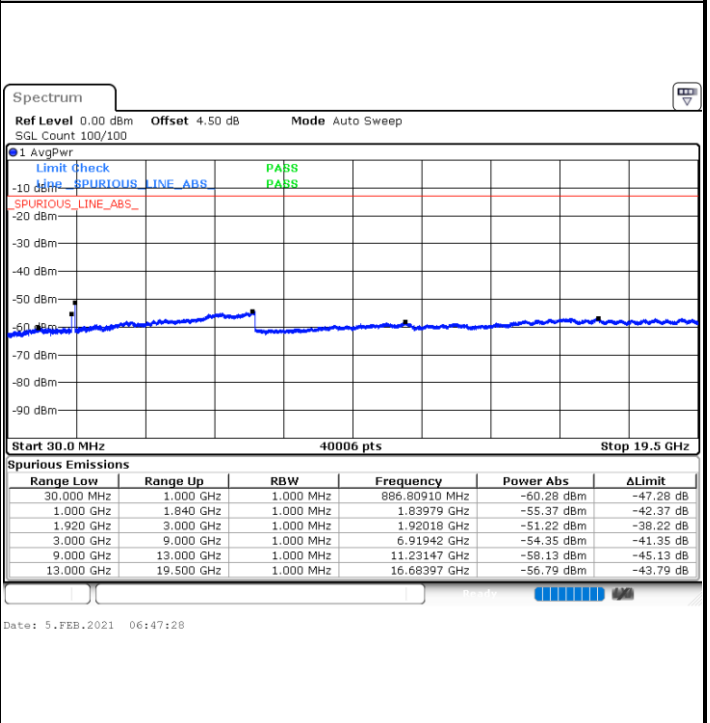


FR1 n25 / 20MHz / DFT-S OFDM / QPSK

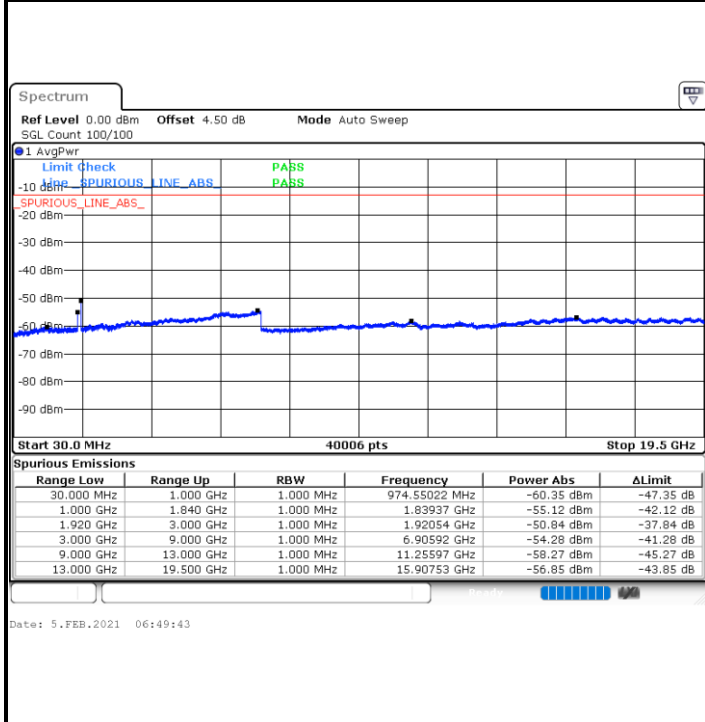
Lowest Channel / 1RB



Middle Channel / 1RB



Highest Channel / 1RB





Frequency Stability

Test Conditions		NR n25 (BPSK) / Middle Channel	Limit
Temperature (°C)	Voltage (Volt)	BW 20MHz	Within Band
		Deviation (ppm)	Result
50	Normal Voltage	0.0024	PASS
40	Normal Voltage	0.0017	
30	Normal Voltage	0.0012	
20(Ref.)	Normal Voltage	0.0023	
10	Normal Voltage	0.0013	
0	Normal Voltage	0.0012	
-10	Normal Voltage	0.0019	
-20	Normal Voltage	0.0035	
-30	Normal Voltage	0.0017	
20	Maximum Voltage	0.0019	
20	Normal Voltage	0.0023	
20	Battery End Point	0.0029	

Note:

1. Normal Voltage =3.87 V. ; Battery End Point (BEP) =3.45 V. ; Maximum Voltage =4.45 V.
2. Note: The frequency fundamental emissions stay within the authorized frequency block.



5G NR n66

NSA

Peak-to-Average Ratio

Mode	FR1 n66+5A / 20MHz / DFT-S OFDM				
Mod.	PI/2 BPSK	PI/2 BPSK	QPSK	QPSK	Limit: 13dB
RB Size	1RB	Full RB	1RB	Full RB	Result
Lowest CH	3.91	3.68	5.45	5.19	PASS
Middle CH	3.80	3.59	5.88	5.25	
Highest CH	3.88	3.59	6.06	5.33	



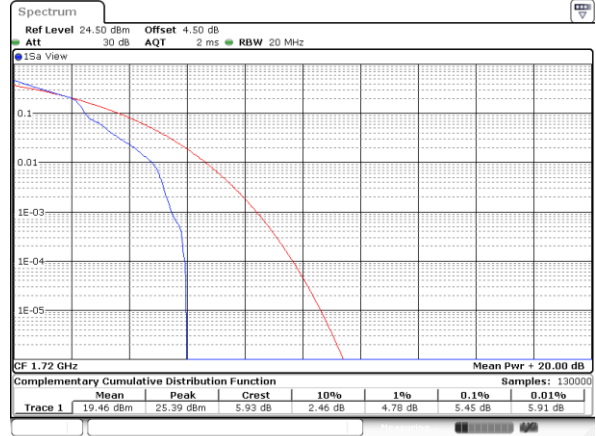
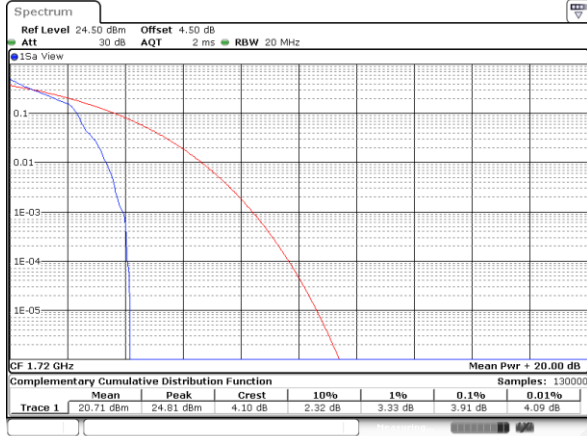
FR1 n66+5A / 20MHz / DFT-S OFDM

PI/2 BPSK

QPSK

Lowest Channel / 1RB

Lowest Channel / 1RB

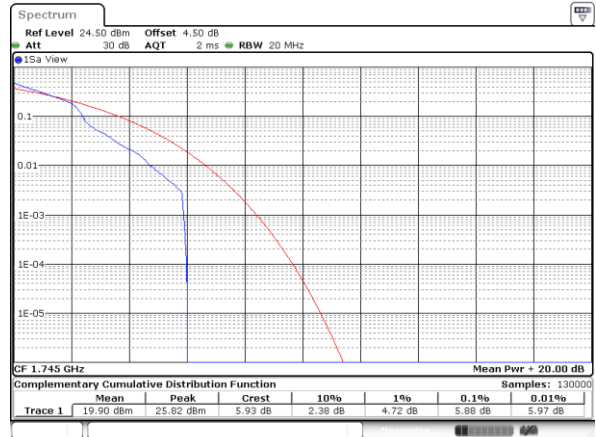
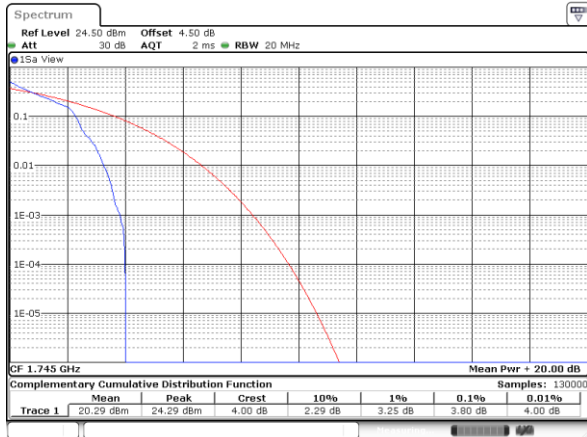


Date: 3.FEB.2021 08:07:29

Date: 3.FEB.2021 08:07:17

Middle Channel / 1 RB

Middle Channel / 1 RB

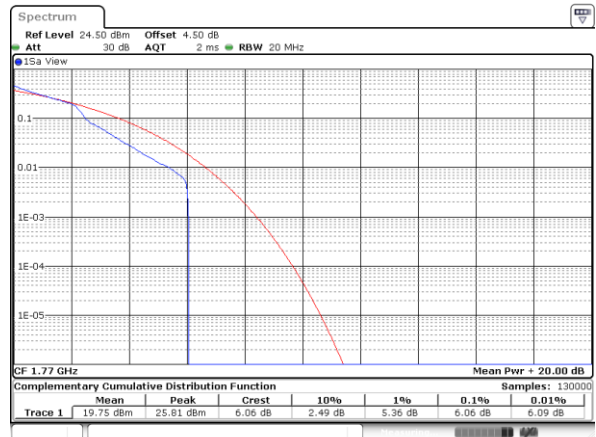
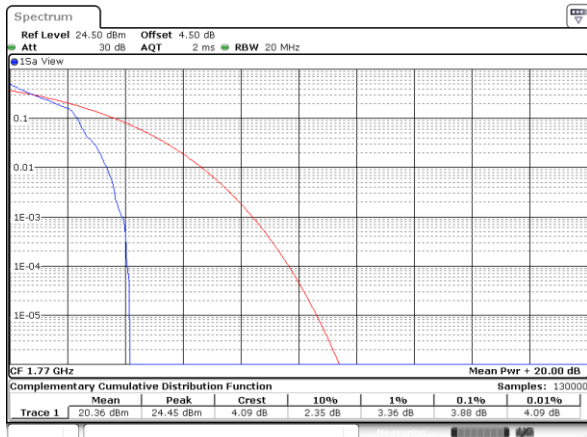


Date: 3.FEB.2021 08:07:44

Date: 3.FEB.2021 08:07:54

Highest Channel / 1 RB

Highest Channel / 1 RB



Date: 3.FEB.2021 08:09:39

Date: 3.FEB.2021 08:09:49



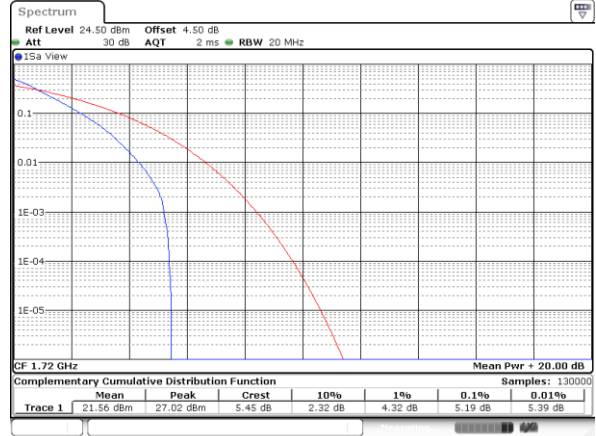
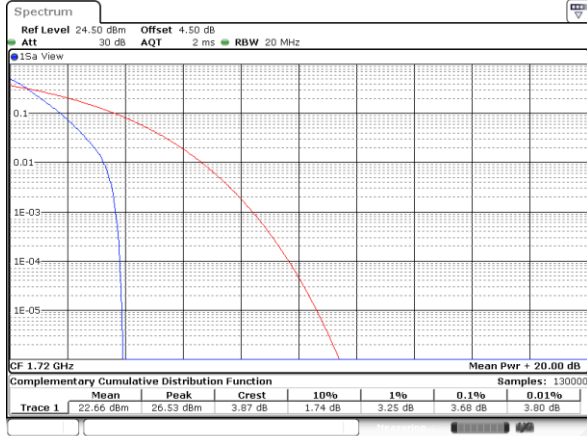
FR1 n66+5A / 20MHz / DFT-S OFDM

PI/2 BPSK

QPSK

Lowest Channel / Full RB

Lowest Channel / Full RB

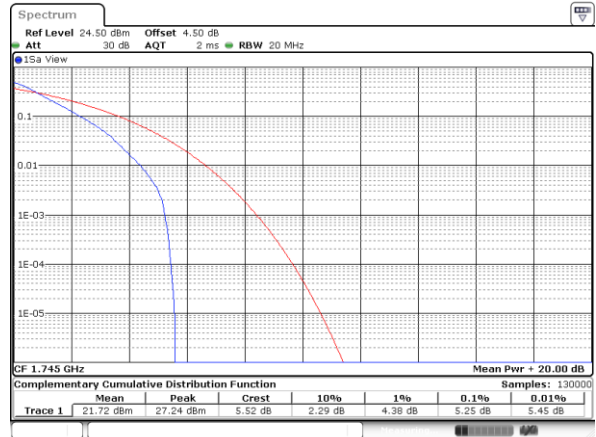
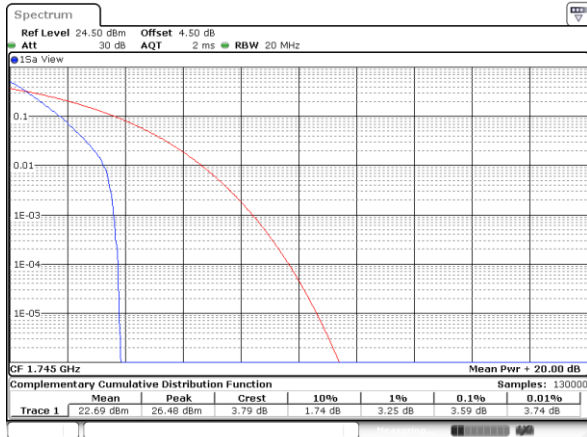


Date: 3.FEB.2021 08:06:59

Date: 3.FEB.2021 08:07:07

Middle Channel / Full RB

Middle Channel / Full RB

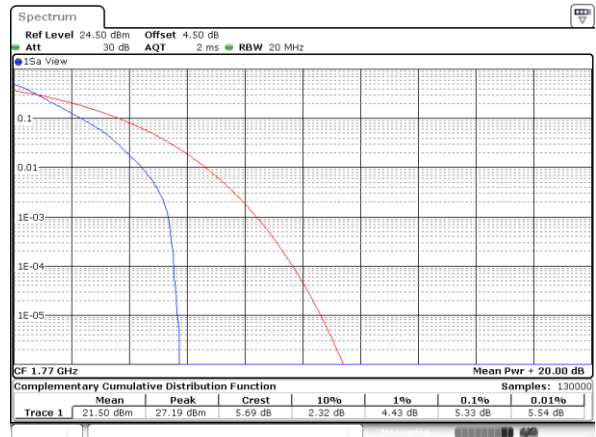
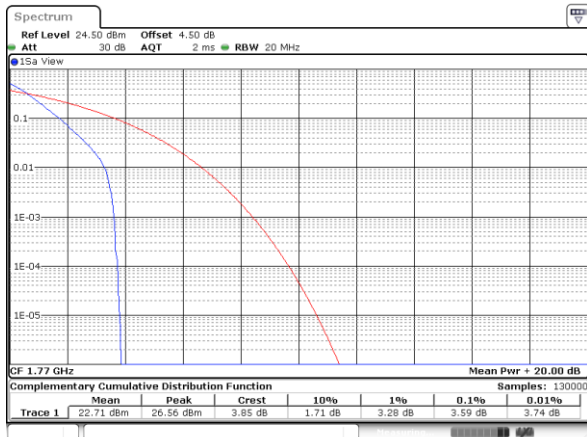


Date: 3.FEB.2021 08:08:10

Date: 3.FEB.2021 08:08:05

Highest Channel / Full RB

Highest Channel / Full RB



Date: 3.FEB.2021 08:10:05

Date: 3.FEB.2021 08:09:57



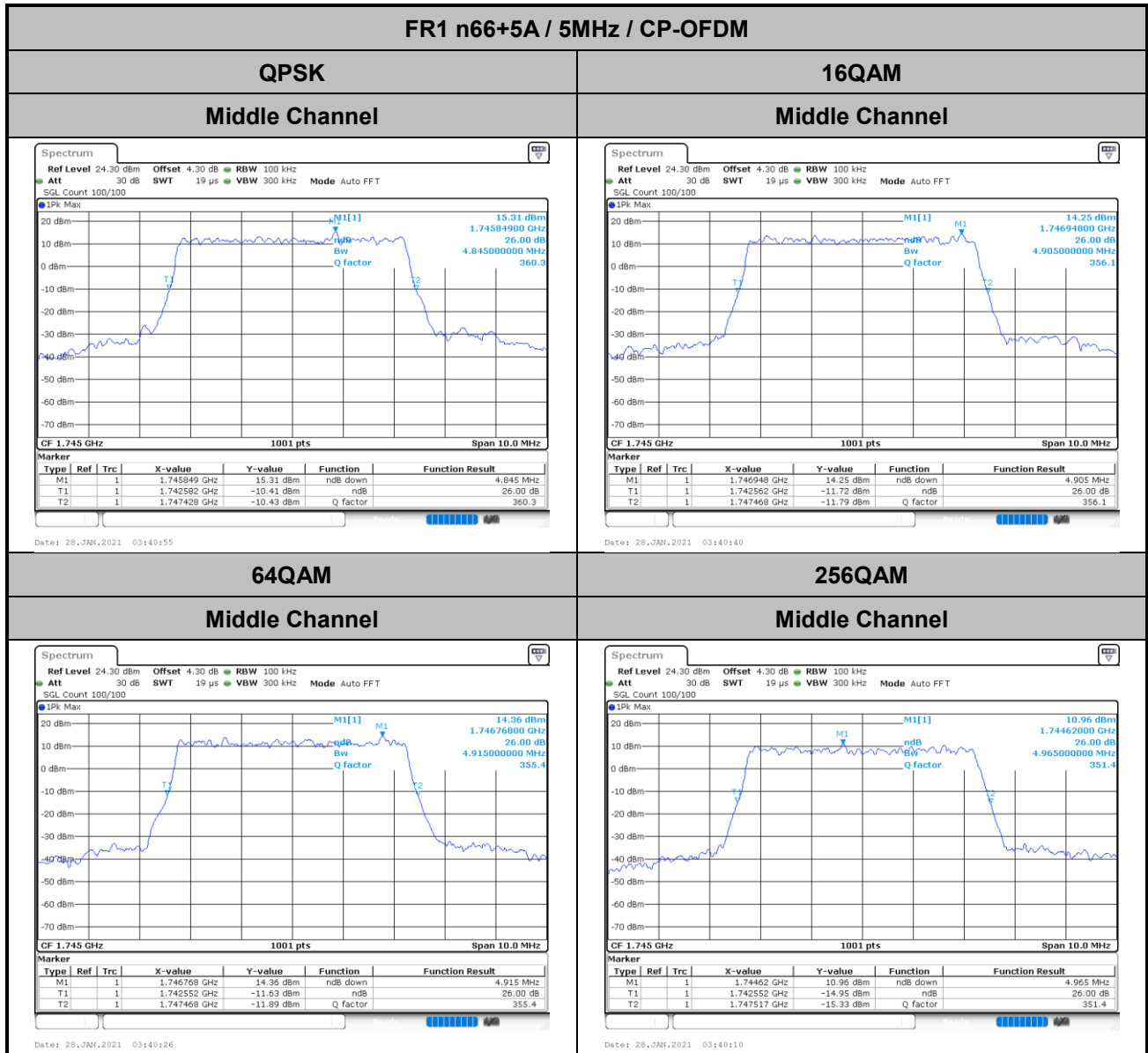
26dB Bandwidth

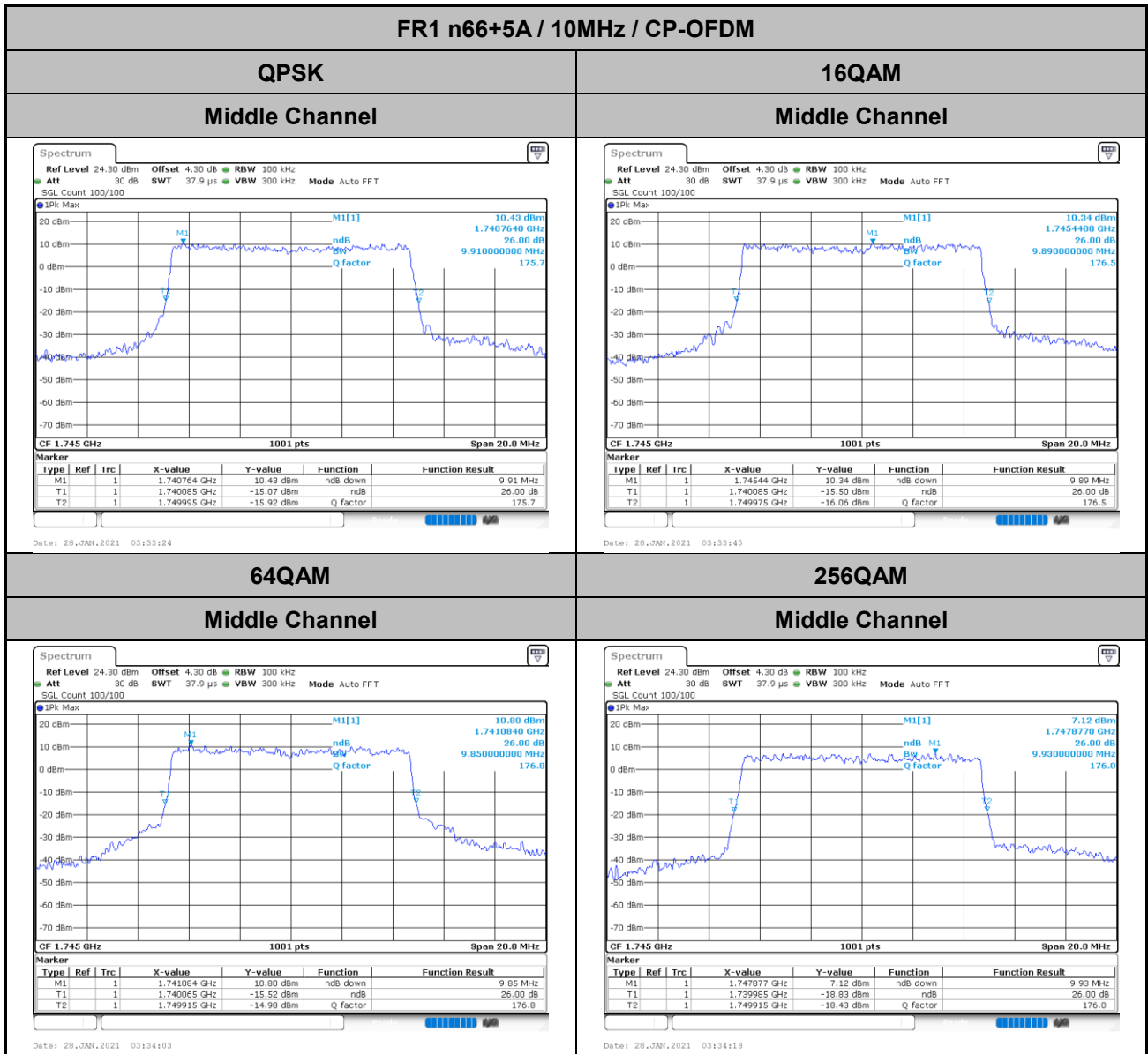
Mode	FR1 n66+5A : 26dB BW(MHz) / CP-OFDM			
BW	5MHz	5MHz	5MHz	5MHz
Mod.	QPSK	16QAM	64QAM	256QAM
Middle CH	4.84	4.91	4.92	4.96

Mode	FR1 n66+5A : 26dB BW(MHz) / CP-OFDM			
BW	10MHz	10MHz	10MHz	10MHz
Mod.	QPSK	16QAM	64QAM	256QAM
Middle CH	9.91	9.89	9.85	9.93

Mode	FR1 n66+5A : 26dB BW(MHz) / CP-OFDM			
BW	15MHz	15MHz	15MHz	15MHz
Mod.	QPSK	16QAM	64QAM	256QAM
Middle CH	14.98	15.02	14.93	14.98

Mode	FR1 n66+5A : 26dB BW(MHz) / CP-OFDM			
BW	20MHz	20MHz	20MHz	20MHz
Mod.	QPSK	16QAM	64QAM	256QAM
Middle CH	19.90	19.86	19.94	19.74







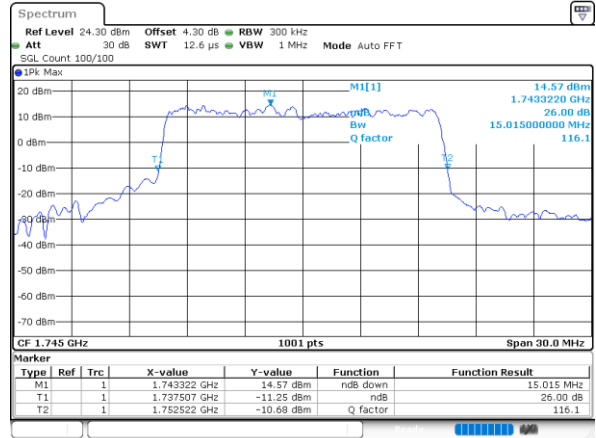
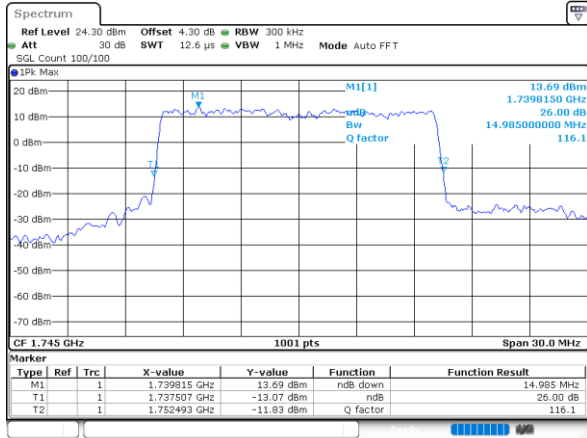
FR1 n66+5A / 15MHz / CP-OFDM

QPSK

16QAM

Middle Channel

Middle Channel



Date: 28_JAN.2021 03:32:51

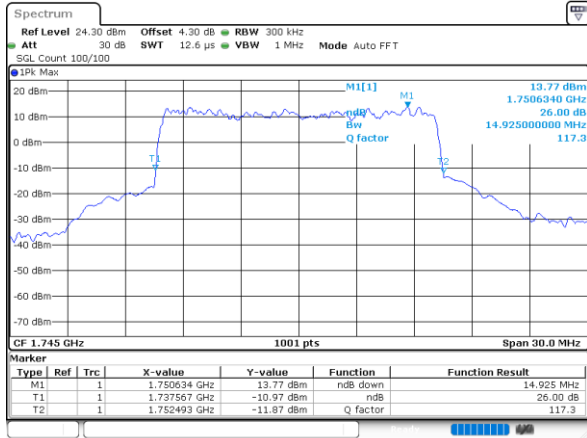
Date: 28_JAN.2021 03:32:36

64QAM

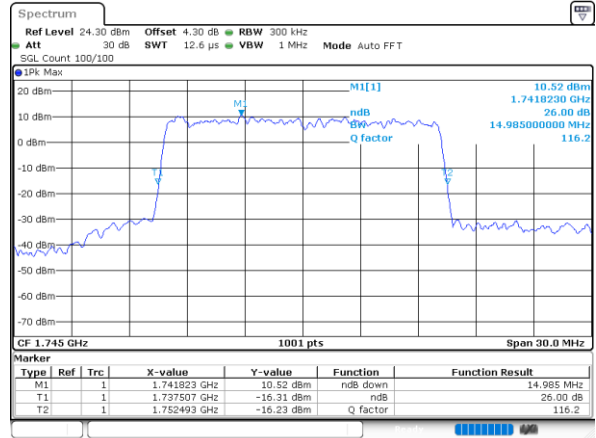
256QAM

Middle Channel

Middle Channel



Date: 28_JAN.2021 03:32:20



Date: 28_JAN.2021 03:32:00



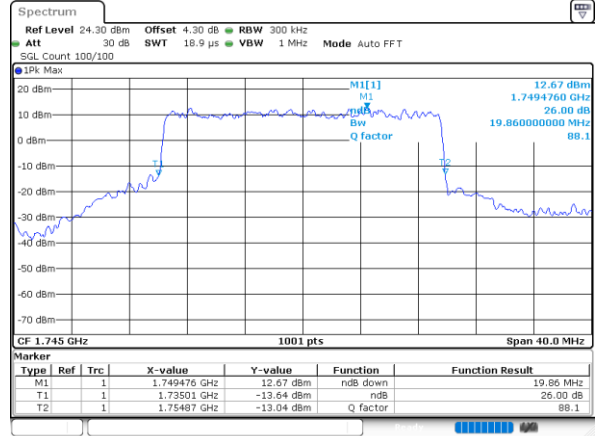
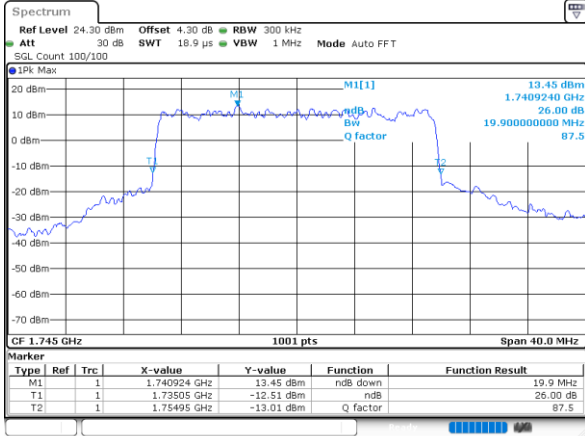
FR1 n66+5A / 20MHz / CP-OFDM

QPSK

16QAM

Middle Channel

Middle Channel



Date: 28_JAN.2021 03:30:39

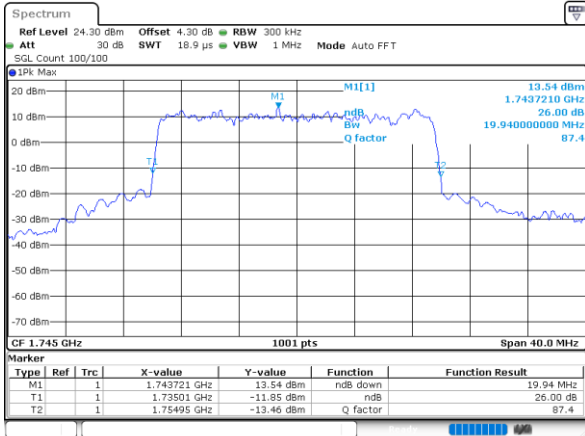
Date: 28_JAN.2021 03:30:55

64QAM

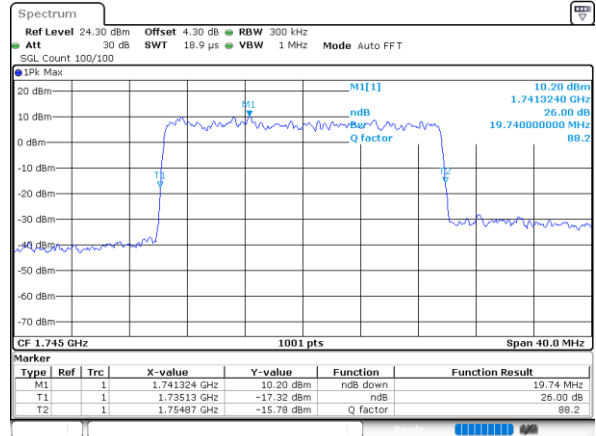
256QAM

Middle Channel

Middle Channel



Date: 28_JAN.2021 03:31:12



Date: 28_JAN.2021 03:31:31



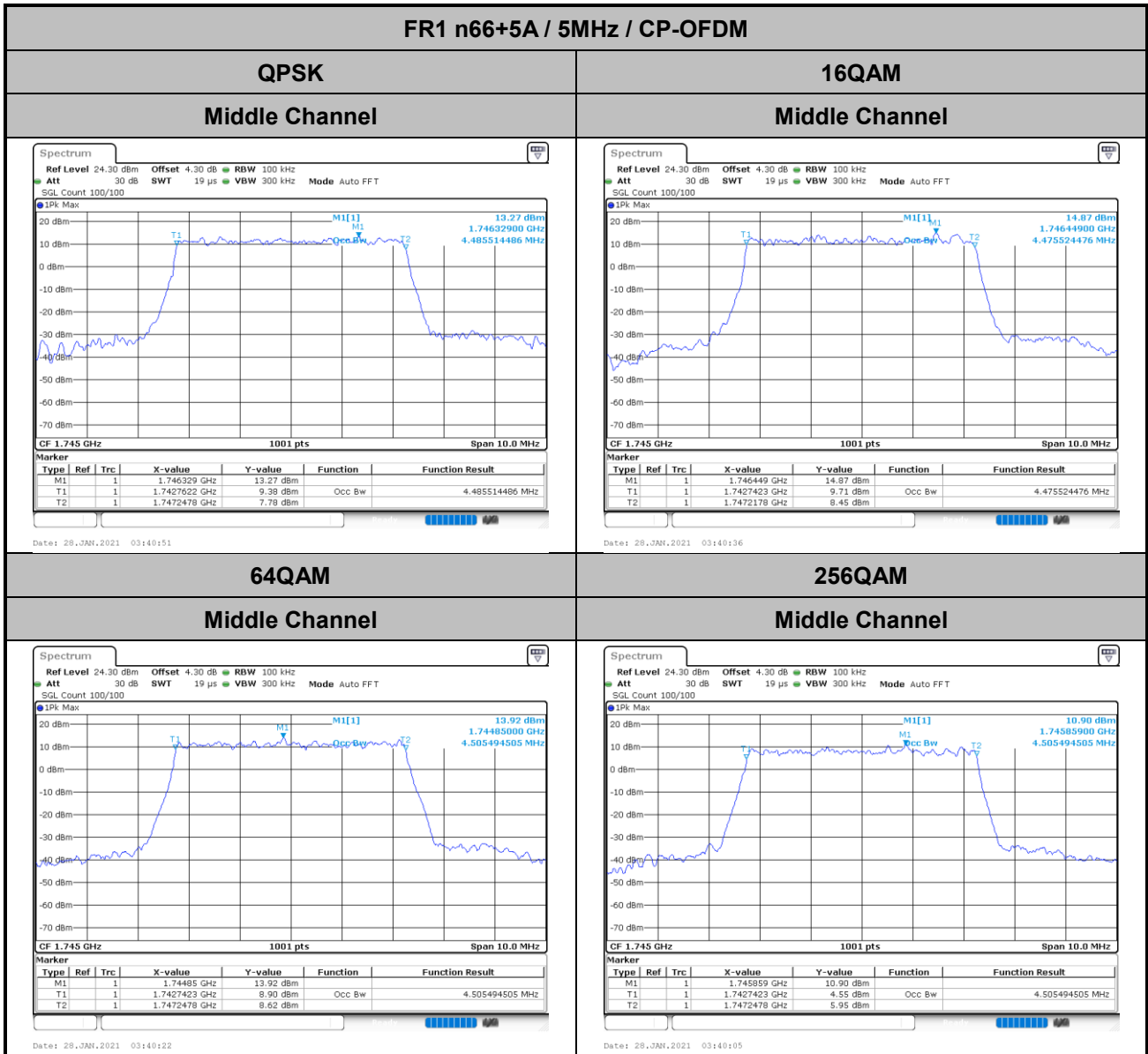
Occupied Bandwidth

Mode	FR1 n66+5A : OBW(MHz) / CP-OFDM			
BW	5MHz	5MHz	5MHz	5MHz
Mod.	QPSK	16QAM	64QAM	256QAM
Middle CH	4.49	4.48	4.51	4.51

Mode	FR1 n66+5A : OBW(MHz) / CP-OFDM			
BW	10MHz	10MHz	10MHz	10MHz
Mod.	QPSK	16QAM	64QAM	256QAM
Middle CH	9.27	9.29	9.27	9.27

Mode	FR1 n66+5A : OBW(MHz) / CP-OFDM			
BW	15MHz	15MHz	15MHz	15MHz
Mod.	QPSK	16QAM	64QAM	256QAM
Middle CH	14.15	14.18	14.21	14.18

Mode	FR1 n66+5A : OBW(MHz) / CP-OFDM			
BW	20MHz	20MHz	20MHz	20MHz
Mod.	QPSK	16QAM	64QAM	256QAM
Middle CH	18.98	19.02	18.90	18.98





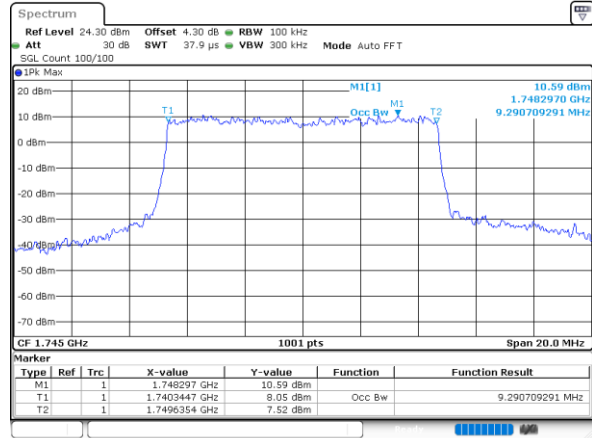
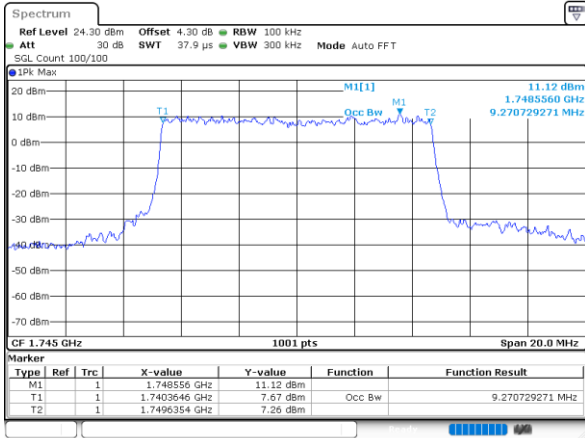
FR1 n66+5A / 10MHz / CP-OFDM

QPSK

16QAM

Middle Channel

Middle Channel



Date: 28_JAN_2021 03:33:19

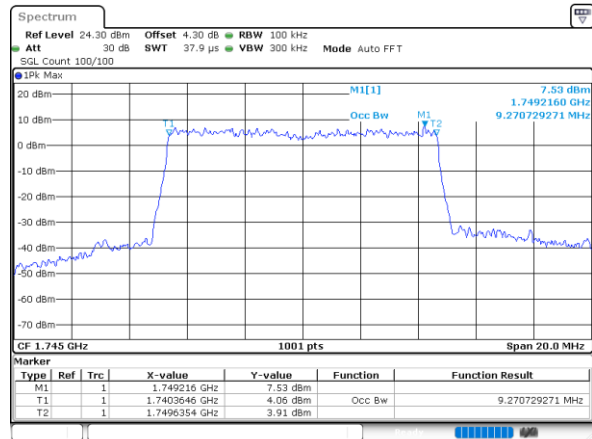
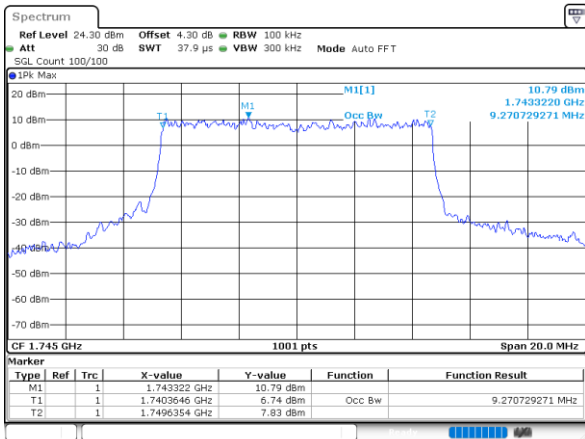
Date: 28_JAN_2021 03:33:40

64QAM

256QAM

Middle Channel

Middle Channel



Date: 28_JAN_2021 03:33:58

Date: 28_JAN_2021 03:34:13



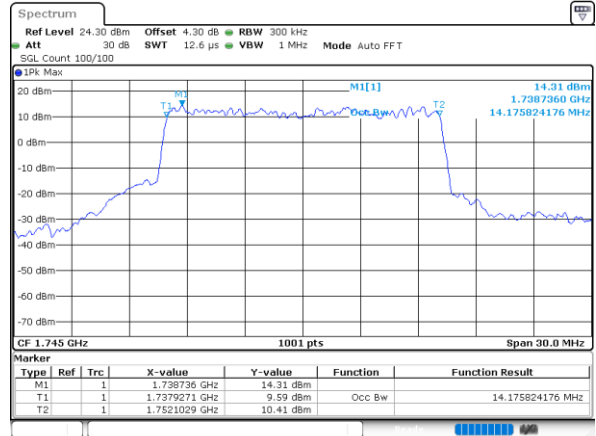
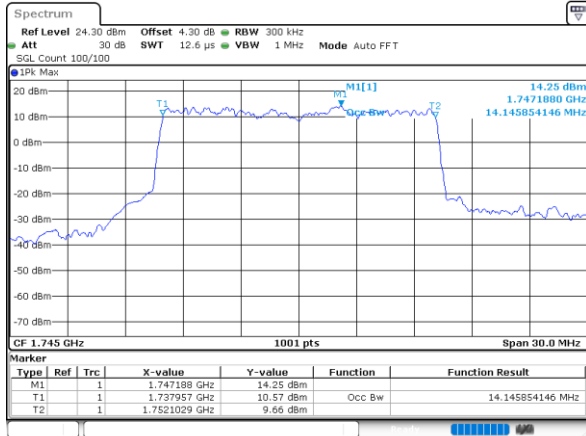
FR1 n66+5A / 15MHz / CP-OFDM

QPSK

16QAM

Middle Channel

Middle Channel



Date: 28_JAN_2021 03:32:46

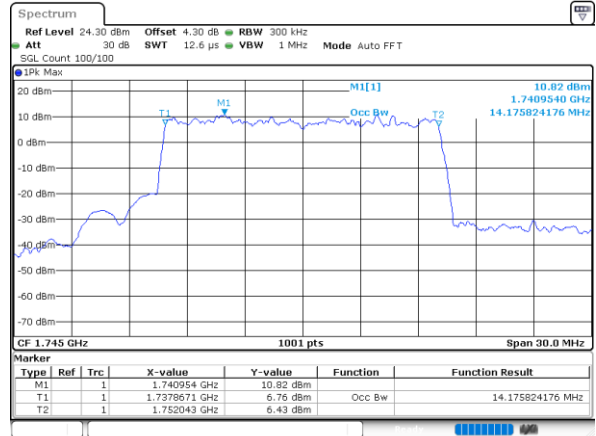
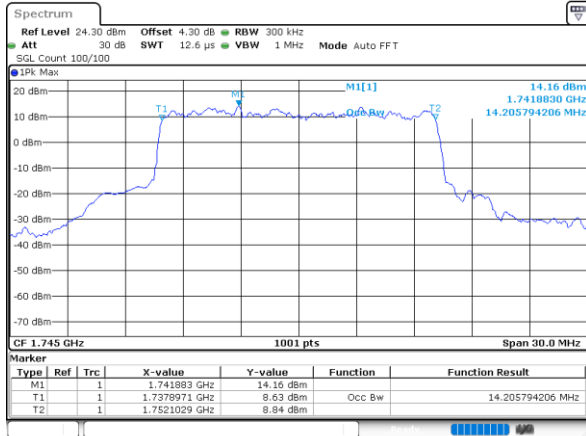
Date: 28_JAN_2021 03:32:31

64QAM

256QAM

Middle Channel

Middle Channel



Date: 28_JAN_2021 03:32:15

Date: 28_JAN_2021 03:31:55



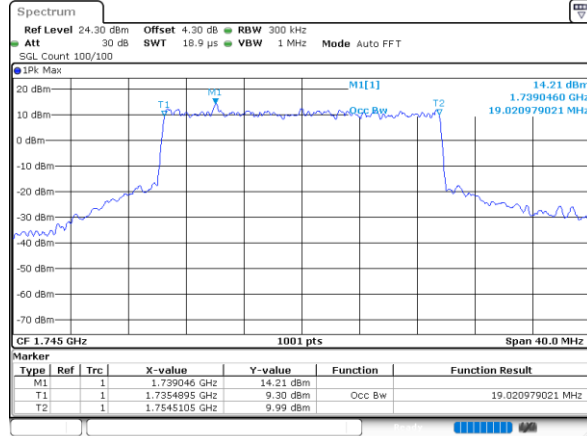
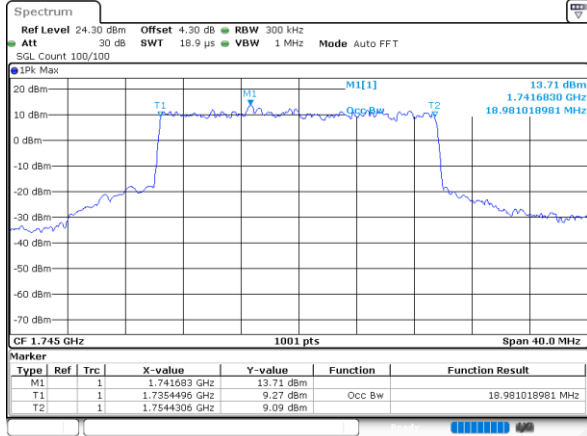
FR1 n66+5A / 20MHz / CP-OFDM

QPSK

16QAM

Middle Channel

Middle Channel



Date: 28_JAN_2021 03:30:34

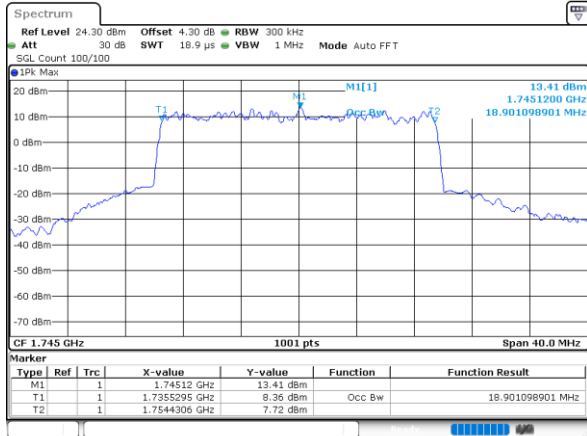
Date: 28_JAN_2021 03:30:49

64QAM

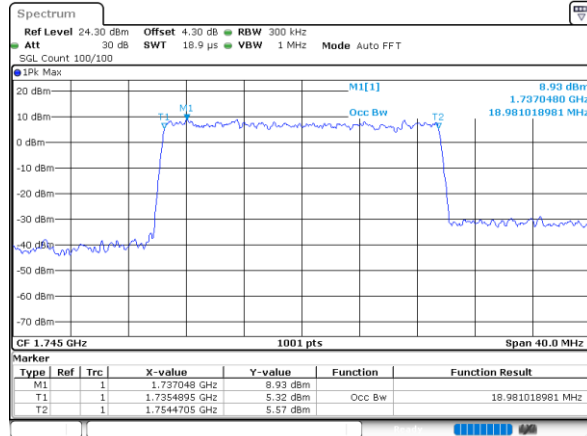
256QAM

Middle Channel

Middle Channel



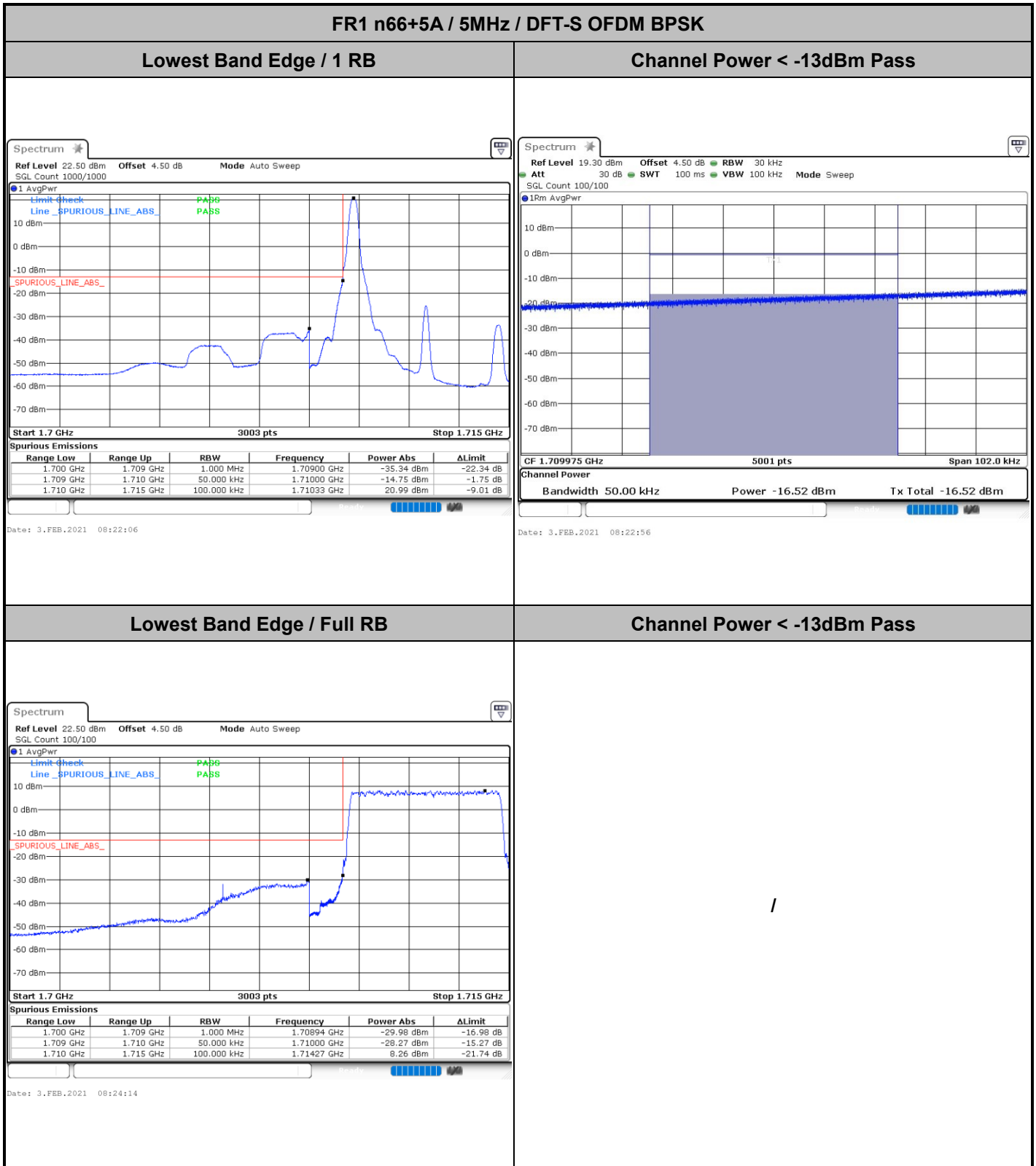
Date: 28_JAN_2021 03:31:07



Date: 28_JAN_2021 03:31:24



Conducted Band Edge

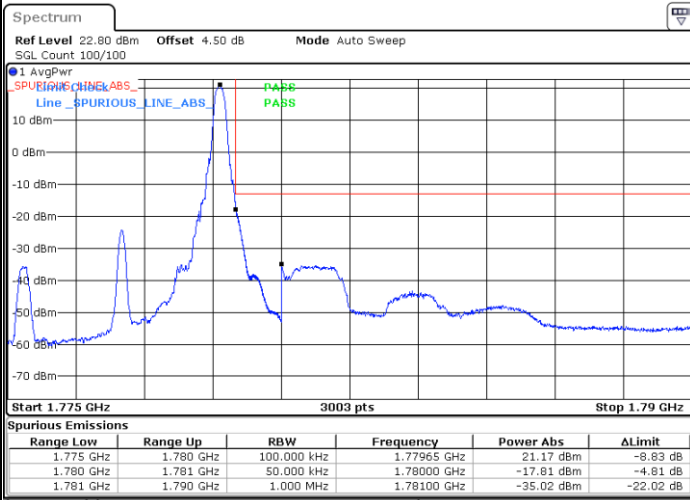




FR1 n66+5A / 5MHz / DFT-S OFDM BPSK

Highest Band Edge / 1 RB

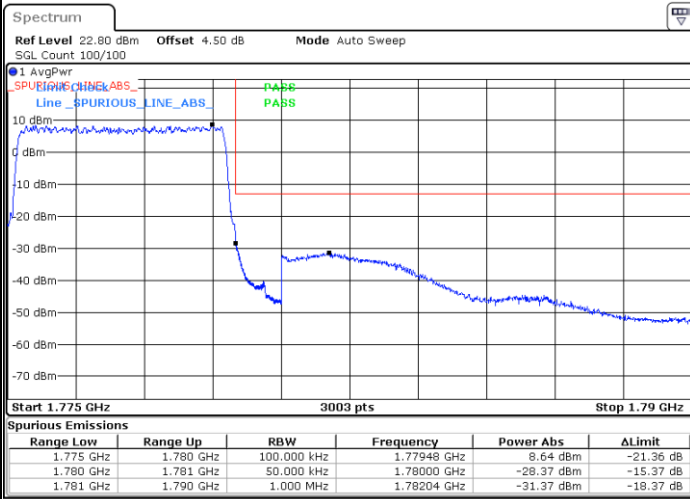
Channel Power < -13dBm Pass



Date: 3.FEB.2021 08:28:21

Highest Band Edge / Full RB

Channel Power < -13dBm Pass



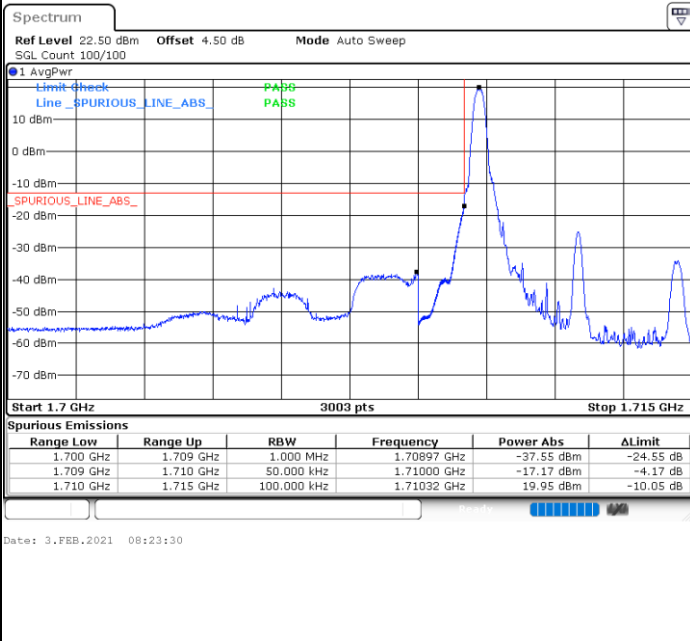
Date: 3.FEB.2021 08:25:22



FR1 n66+5A / 5MHz / DFT-S OFDM QPSK

Lowest Band Edge / 1 RB

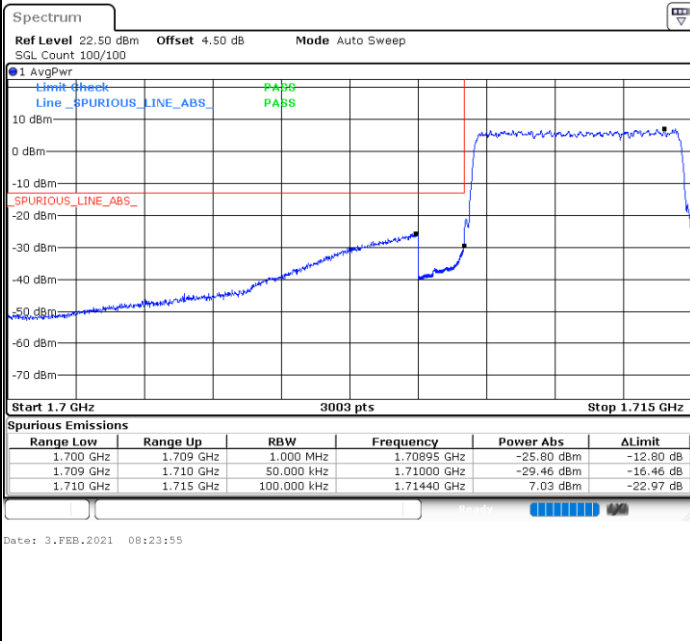
Channel Power < -13dBm Pass



/

Lowest Band Edge / Full RB

Channel Power < -13dBm Pass



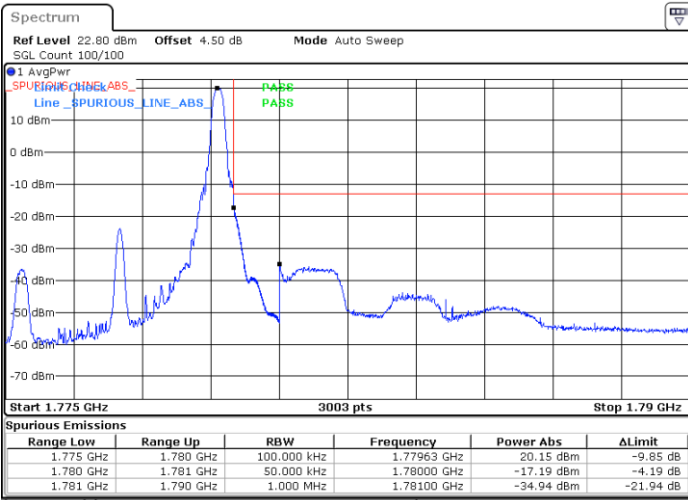
/



FR1 n66+5A / 5MHz / DFT-S OFDM QPSK

Highest Band Edge / 1 RB

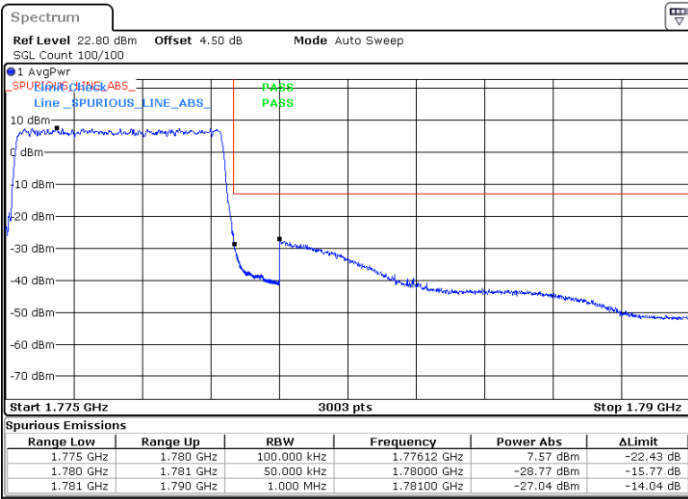
Channel Power < -13dBm Pass



Date: 3.FEB.2021 08:26:21

Highest Band Edge / Full RB

Channel Power < -13dBm Pass

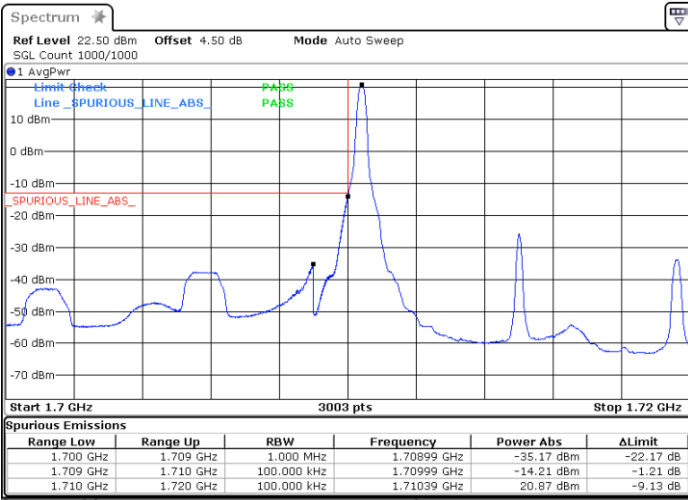


Date: 3.FEB.2021 08:25:40



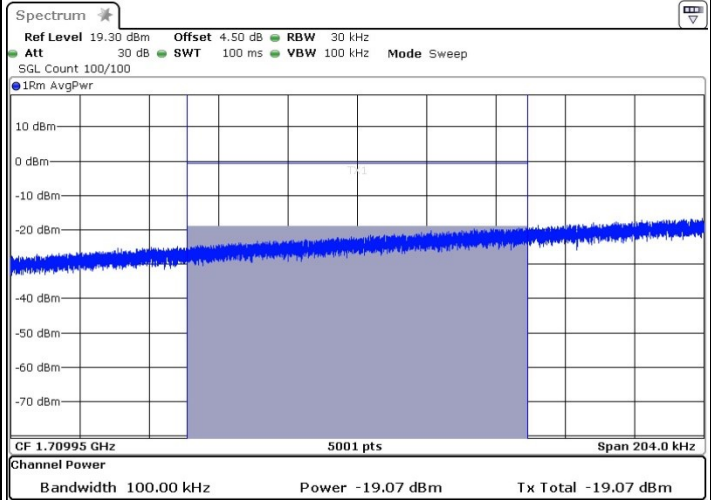
FR1 n66+5A / 10MHz / DFT-S OFDM BPSK

Lowest Band Edge / 1 RB



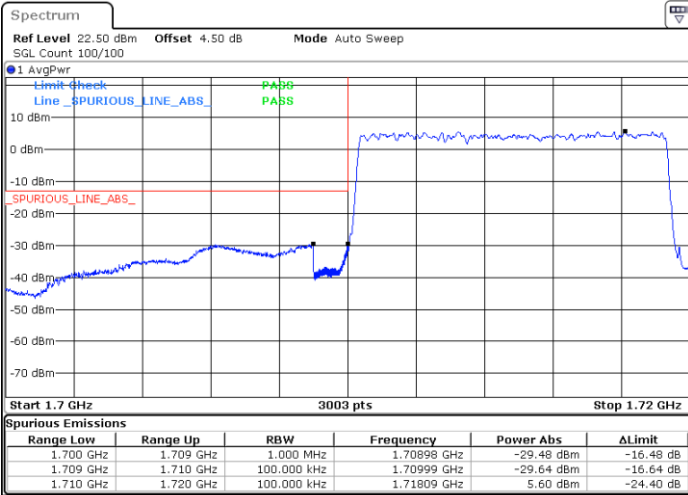
Date: 3.FEB.2021 08:11:25

Channel Power < -13dBm Pass



Date: 3.FEB.2021 08:15:01

Lowest Band Edge / Full RB



Date: 3.FEB.2021 08:15:31

Channel Power < -13dBm Pass

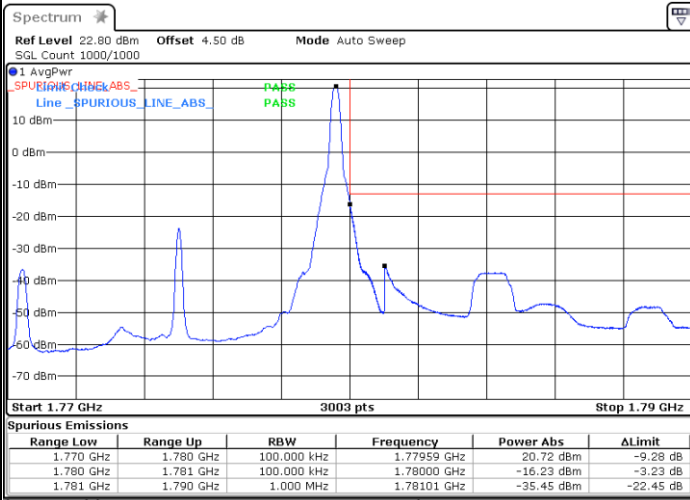
/



FR1 n66+5A / 10MHz / DFT-S OFDM BPSK

Highest Band Edge / 1 RB

Channel Power < -13dBm Pass



Date: 3.FEB.2021 08:19:07

Highest Band Edge / Full RB

Channel Power < -13dBm Pass



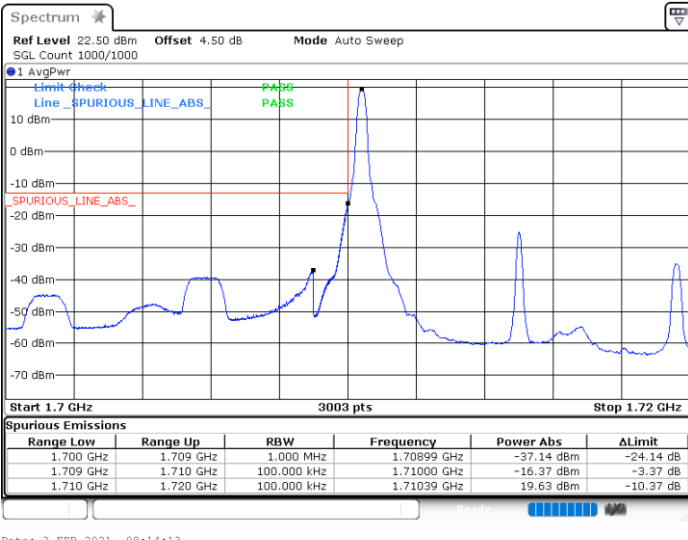
Date: 3.FEB.2021 08:15:49



FR1 n66+5A / 10MHz / DFT-S OFDM QPSK

Lowest Band Edge / 1 RB

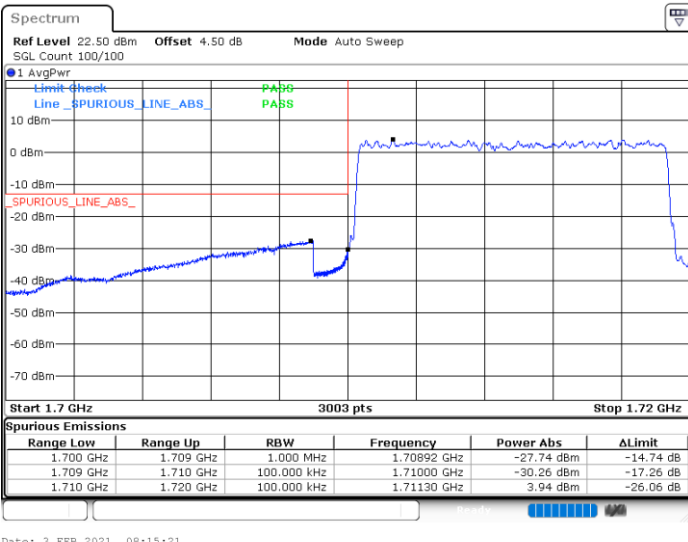
Channel Power < -13dBm Pass



Date: 3.FEB.2021 08:14:13

Lowest Band Edge / Full RB

Channel Power < -13dBm Pass



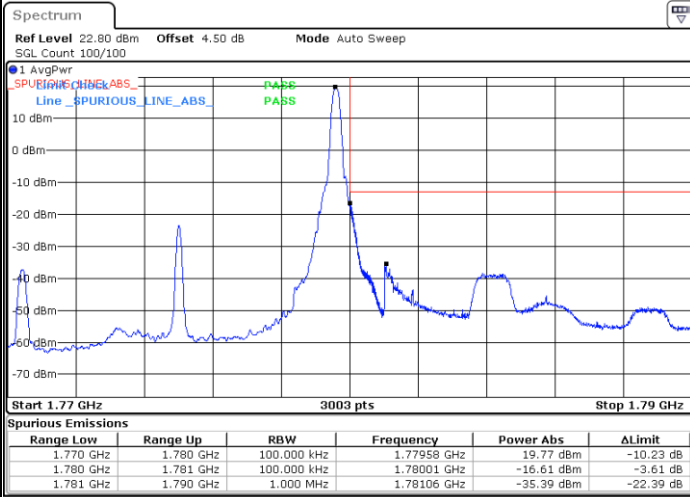
Date: 3.FEB.2021 08:15:21



FR1 n66+5A / 10MHz / DFT-S OFDM QPSK

Highest Band Edge / 1 RB

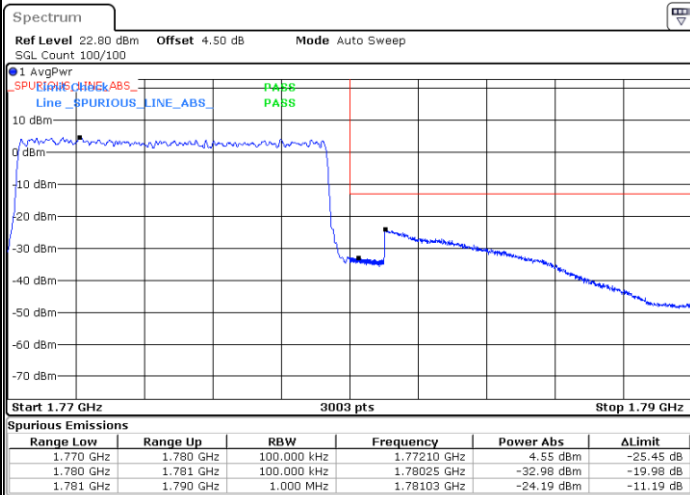
Channel Power < -13dBm Pass



Date: 3.FEB.2021 08:16:11

Highest Band Edge / Full RB

Channel Power < -13dBm Pass



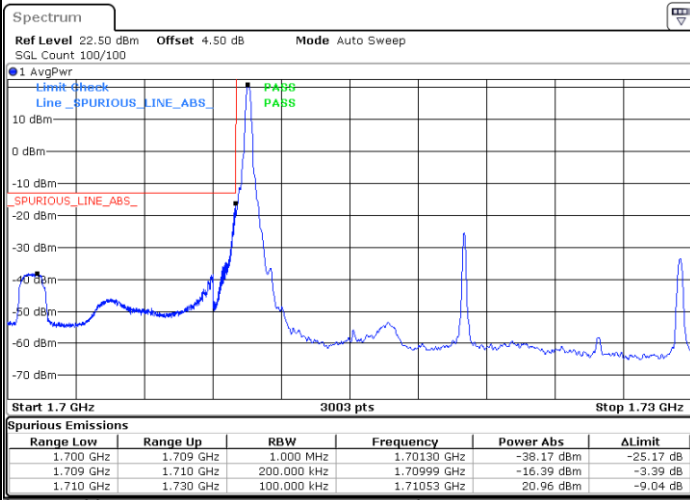
Date: 3.FEB.2021 08:15:58



FR1 n66+5A / 20MHz / DFT-S OFDM BPSK

Lowest Band Edge / 1 RB

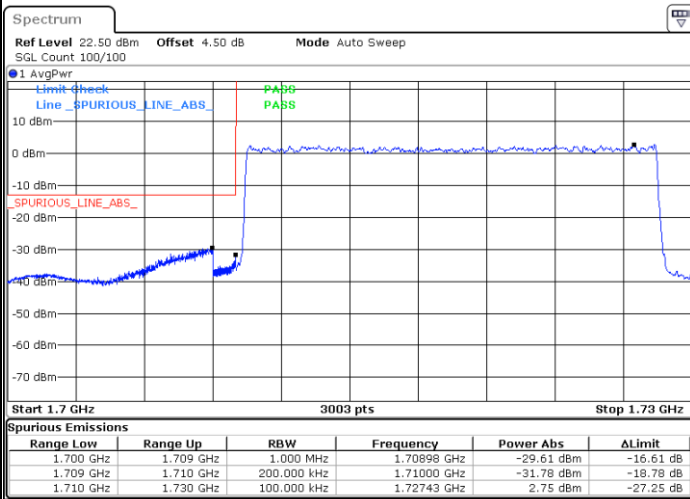
Channel Power < -13dBm Pass



Date: 3.FEB.2021 08:06:18

Lowest Band Edge / Full RB

Channel Power < -13dBm Pass



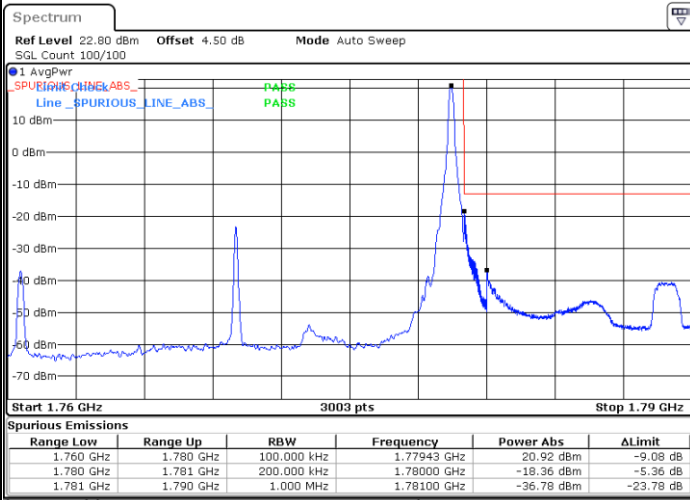
Date: 3.FEB.2021 08:06:45



FR1 n66+5A / 20MHz / DFT-S OFDM BPSK

Highest Band Edge / 1 RB

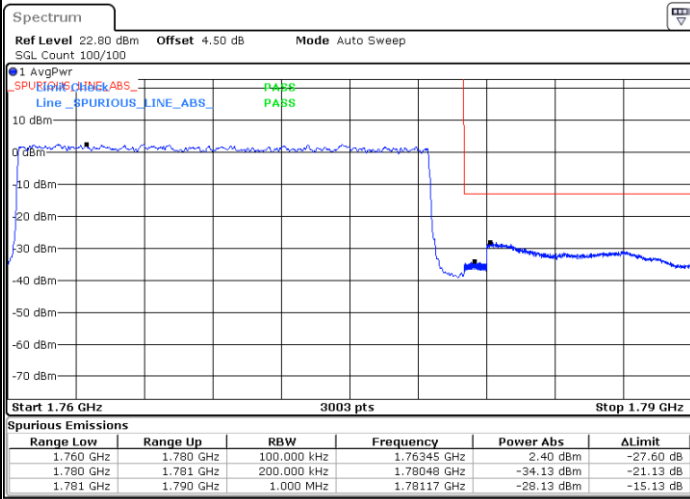
Channel Power < -13dBm Pass



Date: 3.FEB.2021 08:09:26

Highest Band Edge / Full RB

Channel Power < -13dBm Pass



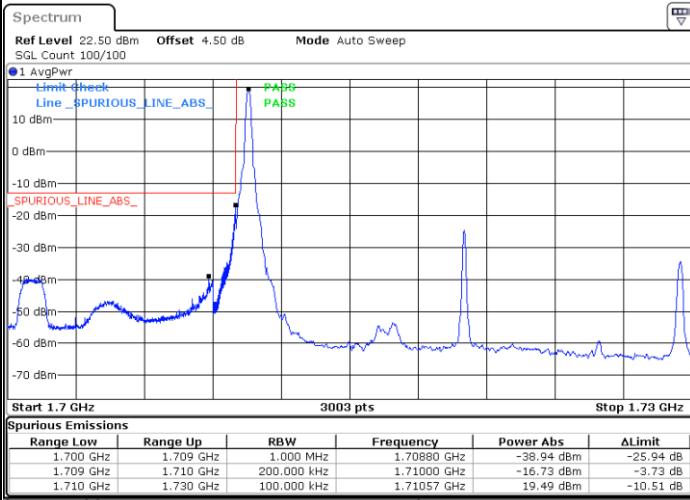
Date: 3.FEB.2021 08:08:33



FR1 n66+5A / 20MHz / DFT-S OFDM QPSK

Lowest Band Edge / 1 RB

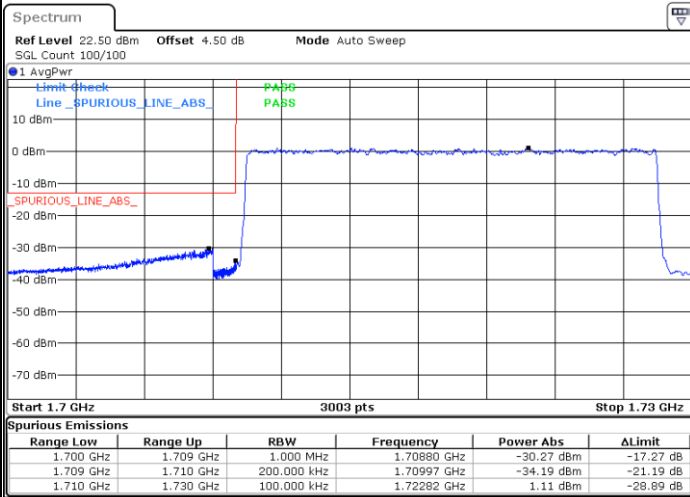
Channel Power < -13dBm Pass



Date: 3.FEB.2021 08:06:28

Lowest Band Edge / Full RB

Channel Power < -13dBm Pass



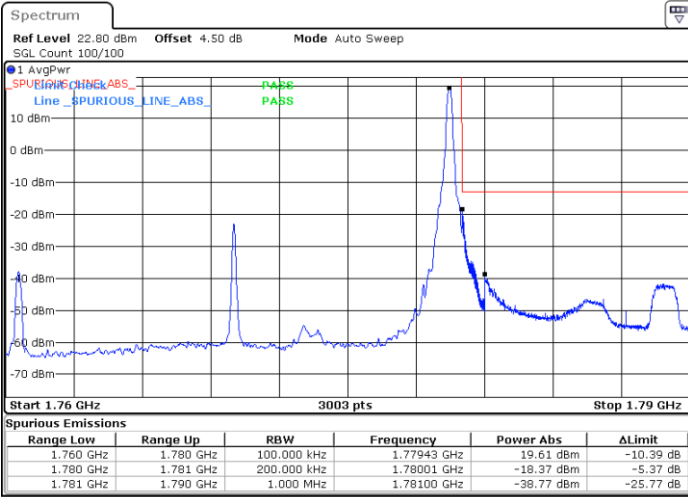
Date: 3.FEB.2021 08:06:38



FR1 n66+5A / 20MHz / DFT-S OFDM QPSK

Highest Band Edge / 1 RB

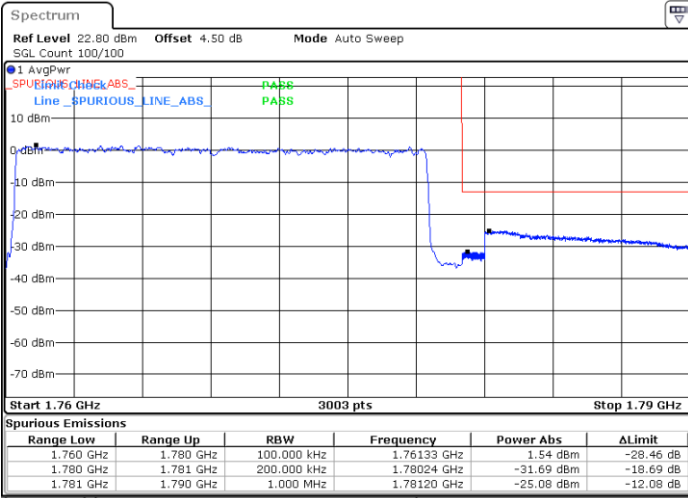
Channel Power < -13dBm Pass



Date: 3.FEB.2021 08:09:03

Highest Band Edge / Full RB

Channel Power < -13dBm Pass



Date: 3.FEB.2021 08:08:41