



No.I20Z60089-SEM01



# SAR TEST REPORT

No. I20Z60089-SEM01

For

**OnePlus Technology (Shenzhen) Co., Ltd.**

**Model Name: HD1925**

with

**Hardware Version: 46**

**Software Version: 10.0.25.HD61CB**

**FCC ID: 2ABZ2-EE143**

**Issued Date: 2020-3-6**

**Note:**

The test results in this test report relate only to the devices specified in this report. This report shall not be reproduced except in full without the written approval of CTTL.

The report must not be used by the client to claim product certification, approval, or endorsement by NVLAP, NIST, or any agency of the U.S.Government.

**Test Laboratory:**

**CTTL, Telecommunication Technology Labs, CAICT**

No. 51, Xueyuan Road, Haidian District, Beijing, P. R. China 100191.

Tel:+86(0)10-62304633-2512, Fax:+86(0)10-62304633-2504

Email: [ctl\\_terminals@caict.ac.cn](mailto:ctl_terminals@caict.ac.cn), website: [www.caict.ac.cn](http://www.caict.ac.cn)

©Copyright. All rights reserved by CTTL.



## **REPORT HISTORY**

<b>Report Number</b>	<b>Revision</b>	<b>Issue Date</b>	<b>Description</b>
I020Z60089-SEM01	Rev.0	2020-3-6	Initial creation of test report

## TABLE OF CONTENT

<b>1 TEST LABORATORY .....</b>	<b>5</b>
1.1 TESTING LOCATION .....	5
1.2 TESTING ENVIRONMENT.....	5
1.3 PROJECT DATA .....	5
1.4 SIGNATURE.....	5
<b>2 STATEMENT OF COMPLIANCE .....</b>	<b>6</b>
<b>3 CLIENT INFORMATION .....</b>	<b>19</b>
3.1 APPLICANT INFORMATION .....	19
3.2 MANUFACTURER INFORMATION .....	19
<b>4 EQUIPMENT UNDER TEST (EUT) AND ANCILLARY EQUIPMENT (AE) .....</b>	<b>20</b>
4.1 ABOUT EUT .....	20
4.2 INTERNAL IDENTIFICATION OF EUT USED DURING THE TEST .....	21
4.3 INTERNAL IDENTIFICATION OF AE USED DURING THE TEST .....	21
<b>5 TEST METHODOLOGY .....</b>	<b>22</b>
5.1 APPLICABLE LIMIT REGULATIONS .....	22
5.2 APPLICABLE MEASUREMENT STANDARDS.....	22
<b>6 SPECIFIC ABSORPTION RATE (SAR).....</b>	<b>23</b>
6.1 INTRODUCTION.....	23
6.2 SAR DEFINITION.....	23
<b>7 TISSUE SIMULATING LIQUIDS .....</b>	<b>24</b>
7.1 TARGETS FOR TISSUE SIMULATING LIQUID .....	24
7.2 DIELECTRIC PERFORMANCE .....	24
<b>8 SYSTEM VERIFICATION .....</b>	<b>32</b>
8.1 SYSTEM SETUP.....	32
8.2 SYSTEM VERIFICATION.....	33
<b>9 MEASUREMENT PROCEDURES .....</b>	<b>34</b>
9.1 TESTS TO BE PERFORMED .....	34
9.2 GENERAL MEASUREMENT PROCEDURE.....	36
9.3 WCDMA MEASUREMENT PROCEDURES FOR SAR .....	37
9.4 SAR MEASUREMENT FOR LTE.....	38
9.5 BLUETOOTH & WI-FI MEASUREMENT PROCEDURES FOR SAR .....	40
9.6 POWER DRIFT.....	40
<b>10 AREA SCAN BASED 1-G SAR.....</b>	<b>41</b>
10.1 REQUIREMENT OF KDB.....	41
10.2 FAST SAR ALGORITHMS .....	41

<b>11 CONDUCTED OUTPUT POWER.....</b>	<b>42</b>
11.1 GSM MEASUREMENT RESULT .....	43
11.2 WCDMA MEASUREMENT RESULT.....	49
11.3 CDMA MEASUREMENT RESULT .....	54
11.3 LTE MEASUREMENT RESULT .....	56
11.5 WI-FI AND BT MEASUREMENT RESULT .....	184
<b>12 SIMULTANEOUS TX SAR CONSIDERATIONS.....</b>	<b>186</b>
12.1 INTRODUCTION.....	186
12.2 TRANSMIT ANTENNA SEPARATION DISTANCES .....	186
12.3 SAR MEASUREMENT POSITIONS .....	187
12.4 STANDALONE SAR TEST EXCLUSION CONSIDERATIONS .....	187
<b>13 EVALUATION OF SIMULTANEOUS.....</b>	<b>188</b>
<b>14 SAR TEST RESULT .....</b>	<b>197</b>
<b>16 MEASUREMENT UNCERTAINTY .....</b>	<b>247</b>
<b>17 MAIN TEST INSTRUMENTS.....</b>	<b>252</b>
<b>ANNEX A GRAPH RESULTS.....</b>	<b>253</b>
<b>ANNEX B SYSTEM VERIFICATION RESULTS .....</b>	<b>392</b>
<b>ANNEX C SAR MEASUREMENT SETUP .....</b>	<b>416</b>
<b>ANNEX D POSITION OF THE WIRELESS DEVICE IN RELATION TO THE PHANTOM .....</b>	<b>422</b>
<b>ANNEX E EQUIVALENT MEDIA RECIPES.....</b>	<b>425</b>
<b>ANNEX F SYSTEM VALIDATION .....</b>	<b>426</b>
<b>ANNEX G PROBE CALIBRATION CERTIFICATE.....</b>	<b>427</b>
<b>ANNEX H DIPOLE CALIBRATION CERTIFICATE .....</b>	<b>446</b>
<b>ANNEX I SENSOR TRIGGERING DATA SUMMARY.....</b>	<b>524</b>
<b>ANNEX J SAR TEST RESULT .....</b>	<b>527</b>
<b>ANNEX K SAR TEST RESULT.....</b>	<b>559</b>
<b>ANNEX L SYSTEM VALIDATION RESULTS.....</b>	<b>571</b>
<b>ANNEX M PROBE CALIBRATION CERTIFICATE.....</b>	<b>574</b>
<b>ANNEX I DIPOLE CALIBRATION CERTIFICATE .....</b>	<b>594</b>
<b>ANNEX O ACCREDITATION CERTIFICATE.....</b>	<b>610</b>

## 1 Test Laboratory

### 1.1 Testing Location

Company Name:	CTTL(Shouxiang)
Address:	No. 51 Shouxiang Science Building, Xueyuan Road, Haidian District, Beijing, P. R. China100191

### 1.2 Testing Environment

Temperature:	18°C~25°C,
Relative humidity:	30%~ 70%
Ground system resistance:	< 0.5 $\Omega$
Ambient noise & Reflection:	< 0.012 W/kg

### 1.3 Project Data


Project Leader:	Qi Dianyuan
Test Engineer:	Lin Xiaojun
Testing Start Date:	October 1, 2019
Testing End Date:	February 29, 2020

### 1.4 Signature



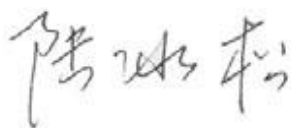
---

Lin Xiaojun  
(Prepared this test report)



---

Qi Dianyuan  
(Reviewed this test report)



---

Lu Bingsong  
Deputy Director of the laboratory  
(Approved this test report)

## 2 Statement of Compliance

This EUT is a variant product and the report of original sample is No.I19Z62071-SEM03. The variant product shares the result of original sample, added NR n2/n66/ULCA, the SAR test result are presented in the annex J.

The maximum results of Specific Absorption Rate (SAR) found during testing for OnePlus Technology (Shenzhen) Co., Ltd. Smart Phone HD1925 is as follows:

**Table 2.1: Highest Reported SAR (1g)**

Exposure Configuration	Technology Band	Highest Reported SAR 1g(W/kg)	Equipment Class
Head (Separation Distance 0mm)	GSM850	<b>0.40</b>	PCE
	GSM1900	<b>0.75</b>	
	WCDMA 1900	<b>0.83</b>	
	WCDMA 1700	<b>0.95</b>	
	WCDMA 850	<b>0.39</b>	
	CDMA BC0	<b>0.42</b>	
	CDMA BC1	<b>0.58</b>	
	CDMA BC10	<b>0.61</b>	
	LTE Band7	<b>0.75</b>	
	LTE Band12	<b>0.28</b>	
	LTE Band25	<b>0.65</b>	
	LTE Band26	<b>0.24</b>	
	LTE Band41(PC3)	<b>0.74</b>	
	LTE Band41(PC2)	<b>0.75</b>	
	LTE Band48	<b>0.78</b>	
	LTE Band66	<b>0.49</b>	
	LTE Band71	<b>0.69</b>	
	5G n71	<b>0.46</b>	
	5G n41	<b>0.57</b>	
	5G n2	<b>0.12</b>	
	5G n66	<b>0.14</b>	
WLAN 2.4 GHz	<b>0.55</b>	DTS	
WLAN 5 GHz	<b>0.45</b>	NII	
Bluetooth	<b>0.15</b>	DSS	
.Hotspot (Separation Distance 10mm)	GSM850	<b>0.47</b>	PCE
	GSM1900	<b>0.70</b>	
	WCDMA 1900	<b>0.66</b>	
	WCDMA 1700	<b>0.64</b>	
	WCDMA 850	<b>0.53</b>	
	CDMA BC0	<b>0.61</b>	
	CDMA BC1	<b>0.61</b>	
	CDMA BC10	<b>0.64</b>	
	LTE Band7	<b>0.63</b>	
	LTE Band12	<b>0.34</b>	
	LTE Band25	<b>0.74</b>	
	LTE Band26	<b>0.34</b>	

	LTE Band41(PC3)	<b>0.63</b>		
	LTE Band41(PC2)	<b>0.78</b>		
	LTE Band48	<b>0.34</b>		
	LTE Band66	<b>0.99</b>		
	LTE Band71	<b>0.41</b>		
	5G n71	<b>0.43</b>		
	5G n41	<b>0.27</b>		
	5G n2	<b>0.76</b>		
	5G n66	<b>0.60</b>		
	WLAN 2.4 GHz	<b>0.47</b>		DTS
	WLAN 5 GHz	<b>0.40</b>		NII
	Bluetooth	<b>0.03</b>		DSS
	Body-worn (Separation Distance 15mm)	GSM850		<b>0.53</b>
GSM1900		<b>0.50</b>		
WCDMA1900		<b>0.90</b>		
WCDMA1700		<b>0.72</b>		
WCDMA 850		<b>0.57</b>		
CDMA BC0		<b>0.50</b>		
CDMA BC1		<b>0.54</b>		
CDMA BC10		<b>0.66</b>		
LTE Band7		<b>0.56</b>		
LTE Band12		<b>0.54</b>		
LTE Band25		<b>0.61</b>		
LTE Band26		<b>0.52</b>		
LTE Band41(PC2)		<b>0.45</b>		
LTE Band48		<b>0.20</b>		
LTE Band66		<b>0.57</b>		
LTE Band71		<b>0.50</b>		
WLAN 2.4 GHz		<b>0.12</b>	DTS	
WLAN 5 GHz		<b>0.65</b>	NII	
Bluetooth		<b>&lt;0.01</b>	DSS	

The SAR values found for the Mobile Phone are below the maximum recommended levels of 1.6 W/kg as averaged over any 1g tissue according to the ANSI C95.1-1992.

For body operation, this device has been tested and meets FCC RF exposure guidelines when used with any accessory that contains no metal and which provides a minimum separation distance of 10/15 mm between this device and the body of the user. Use of other accessories may not ensure compliance with FCC RF exposure guidelines.

The EUT battery must be fully charged and checked periodically during the test to ascertain uniform power output.

The measurement together with the test system set-up is described in annex C of this test report. A detailed description of the equipment under test can be found in chapter 4 of this test report. The highest reported SAR value is obtained at the case of **(Table 2.1)**, and the values are: **0.99 W/kg(1g)**.  
Remark:

This device supports both LTE B2/4/5/17/38 and B25/66/26/12/41. Since the supported frequency span for LTE B2/4/5/17/38 falls completely within the supports frequency span for LTE B25/66/26/12/41, both LTE bands have the same target power, and both LTE bands share the same transmission path; therefore, SAR was only assessed for LTE B25/66/26/12/41.

LTEB2 with tuneup 20dBm is tested for evaluation of ENDC (Head/Hotspot).

According to the KDB648474 D04, the UMPC mini-tablet procedures must also be applied to test the SAR of all surfaces and edges with an antenna located at  $\leq 25$  mm from that surface or edge, in direct contact with a flat phantom, for 10-g extremity SAR according to the body-equivalent tissue dielectric parameters in KDB Publication 865664 D01 to address interactive head use exposure conditions. When hotspot mode applies, 10-g extremity SAR is required only for the surfaces and edges with hotspot mode 1-g reported SAR  $> 1.2$  W/kg

**Table 2.2: 0mm Reported SAR for phablet**

Exposure Configuration	Technology Band	Highest Reported SAR 10g(W/kg)	Equipment Class	Limited SAR 10g(W/kg)
Hotspot UAT (Separation Distance 0mm)	WCDMA1900	0.87	PCE	4.0
	WCDMA1700	1.09		
	LTE Band7	0.49		
	LTE Band41(PC2)	1.07		
	LTE Band66	0.78		
Hotspot LAT (Separation Distance 0mm)	WCDMA1900	1.34	PCE	
	WCDMA1700	1.49		
	CDMA BC0	0.44		
	CDMA BC1	2.08		
	LTE Band25	2.29		
	LTE Band66	2.84		

**Table 2.3: 0mm Reported SAR for phablet**

Exposure Configuration	Technology Band	Highest Reported SAR 10g(W/kg)	WLAN 2.4G/5G 10g(W/kg)	Sum 10g(W/kg)	Limited SAR 10g(W/kg)
Hotspot UAT (Separation Distance 0mm)	WCDMA1900	0.87	0.65	1.52	4.0
	WCDMA1700	1.09	0.65	1.74	
	LTE Band7	0.49	0.03	0.52	
	LTE	1.07	0.03	1.1	
	LTE Band66	0.78	0.65	1.43	
Hotspot LAT (Separation Distance 0mm)	WCDMA1900	1.34	0.07	1.41	
	WCDMA1700	1.49	0.07	1.56	
	CDMA BC0	0.44	1.2	1.64	
	CDMA BC1	2.08	0.07	2.15	
	LTE Band25	2.29	0.07	2.36	
	LTE Band66	2.84	0.07	2.91	



Table 2.2: The sum of reported SAR values for UAT

	Position	2G/3G	WLAN	Sum
Highest reported SAR value for Head(2G/3G+WLAN)	Left head, Touch cheek (CDMA BC10+WIFI 2.4G)	0.61	0.55	<b>1.16</b>
Highest reported SAR value for Body(2G/3G+WLAN)	Rear 10mm (GSM1900+WIFI2.4G)	0.58	0.47	<b>1.05</b>

	Position	2G/3G	WLAN 5G	BT	Sum
Highest reported SAR value for Head (2G/3G+WLAN 5G+BT)	Left head, Touch cheek (CDMA BC10)	0.61	0.42	0.12	<b>1.15</b>
Highest reported SAR value for Body (2G/3G+WLAN 5G+BT)	Rear 10mm (CDMA BC10)	0.58	0.38	0.02	<b>0.98</b>

	Position	4G	WLAN	Sum
Highest reported SAR value for Head	Right head, Touch cheek (LTEB48+WIFI2.4G)	0.78	0.23	<b>1.01</b>
Highest reported SAR value for Body	Rear 10mm (LTEB41PC2+WIFI2.4G)	0.55	0.47	<b>1.02</b>

	Position	4G	WLAN 5G	BT	Sum
Highest reported SAR value for Head	Right head, Touch cheek LTEB48	0.78	0.15	<b>0.48</b>	<b>1.41</b>
Highest reported SAR value for Body	Rear 10mm LTEB41PC2	0.55	0.38	<b>0.02</b>	<b>0.95</b>

ENDC

	Position	n71	LTEB2	Sum
Highest reported SAR value for Head	Left head, Touch cheek	0.44	0.39	<b>0.83</b>
Highest reported SAR value for Body	Rear 10mm	0.40	0.29	<b>0.69</b>

	Position	n71	LTEB66	Sum
Highest reported SAR value for Head	Right head, Touch cheek	0.46	0.66	<b>1.12</b>
Highest reported SAR value for Body	Rear 10mm	0.40	0.45	<b>0.85</b>

	Position	n41	LTEB25	Sum
Highest reported SAR value for Head	Right head, Tilt	0.57	0.62	1.19
Highest reported SAR value for Body	Top Edge 10mm	0.19	0.4	0.59

	Position	n41	LTEB26	Sum
Highest reported SAR value for Head	Left head, Check	0.57	0.24	0.37
Highest reported SAR value for Body	Rear 10mm	0.19	0.31	0.50

	Position	n41	LTEB66	Sum
Highest reported SAR value for Head	Right head, Tilt	0.57	0.49	1.06
Highest reported SAR value for Body	Top Edge 10mm	0.19	0.64	0.83

	Position	n41	LTEB2	Sum
Highest reported SAR value for Head	Right head, Tilt	0.57	0.31	0.88
Highest reported SAR value for Body	Top Edge 10mm	0.19	0.37	0.56

**ENDC+WIFI**

	Position	n71	LTEB2	WIFI 2.4G	Sum
Highest reported SAR value for Head	Left head, Touch cheek	0.44	0.39	0.55	1.38
Highest reported SAR value for Body	Rear 10mm	0.40	0.29	0.47	1.16

	Position	n71	LTEB66	WIFI 2.4G	Sum
Highest reported SAR value for Head	Right head, Touch cheek	0.46	0.66	0.23	1.35
Highest reported SAR value for Body	Rear 10mm	0.40	0.45	0.47	1.32

	Position	n41	LTEB25	WIFI 5G	Sum
Highest reported SAR value for Head	Right head, Tilt	0.19	0.62	0.19	1.38
Highest reported SAR value for Body	Rear 10mm	0.19	0.36	0.4	0.95

	Position	n41	LTEB26	WIFI 5G	Sum
Highest reported SAR value for Head	Left head, Check	0.13	0.24	0.42	<b>0.79</b>
Highest reported SAR value for Body	Rear 10mm	0.19	0.31	0.4	<b>0.90</b>

	Position	n41	LTEB66	WIFI 5G	Sum
Highest reported SAR value for Head	Right head, Tilt	0.57	0.49	0.19	<b>1.25</b>
Highest reported SAR value for Body	Top Edge 10mm	0.19	0.42	0.4	<b>1.01</b>

	Position	n41	LTEB2	WIFI 5G	Sum
Highest reported SAR value for Head	Right head, Tilt	0.57	0.31	0.19	<b>1.07</b>
Highest reported SAR value for Body	Front 10mm	0.17	0.29	0.4	<b>0.88</b>

	Position	n41	LTEB25	WIFI 2.4G	Sum
Highest reported SAR value for Head	Right head, Tilt	0.19	0.62	0.19	<b>1.38</b>
Highest reported SAR value for Body	Rear 10mm	0.19	0.36	0.4	<b>0.95</b>

	Position	n41	LTEB26	WIFI 2.4G	Sum
Highest reported SAR value for Head	Left head, Check	0.13	0.24	0.42	<b>0.79</b>
Highest reported SAR value for Body	Rear 10mm	0.19	0.31	0.4	<b>0.90</b>

	Position	n41	LTEB66	WIFI 2.4G	Sum
Highest reported SAR value for Head	Right head, Tilt	0.57	0.49	0.16	<b>1.22</b>
Highest reported SAR value for Body	Top Edge 10mm	0.19	0.64	0.29	<b>1.12</b>

	Position	n41	LTEB2	WIFI 2.4G	Sum
Highest reported SAR value for Head	Right head, Tilt	0.57	0.31	0.19	<b>1.05</b>
Highest reported SAR value for Body	Front 10mm	0.19	0.29	0.47	<b>0.95</b>

**Table 2.3: The sum of reported SAR values for LAT**

	Position	2G/3G	WLAN	Sum
Highest reported SAR value for Head(2G/3G+WLAN)	Left head, Touch cheek (CDMA BC10+WIFI 2.4G)	0.24	0.55	<b>0.69</b>
Highest reported SAR value for Body(2G/3G+WLAN)	Rear 10mm (GSM1900+WIFI2.4G)	0.48	0.47	<b>0.95</b>

	Position	2G/3G	WLAN 5G	BT	Sum
Highest reported SAR value for Head (2G/3G+WLAN 5G+BT)	Left head, Touch cheek (CDMA BC10)	0.24	0.42	0.12	<b>0.78</b>
Highest reported SAR value for Body (2G/3G+WLAN 5G+BT)	Rear 10mm (GSM1900)	0.48	0.38	0.02	<b>0.88</b>

	Position	4G	WLAN	Sum
Highest reported SAR value for Head	Right head, Touch cheek (LTEB25+WIFI2.4G)	0.23	0.23	<b>0.46</b>
Highest reported SAR value for Body	Rear 10mm (LTEB66+WIFI2.4G)	0.48	0.47	<b>0.95</b>
Highest reported SAR value for Body	Bottom 10mm LTEB66	0.99	/	<b>0.99</b>

	Position	4G	WLAN 5G	BT	Sum
Highest reported SAR value for Head	Right head, Touch cheek (LTEB25+WIFI2.4G)	0.23	0.18	<b>0.12</b>	<b>0.53</b>
Highest reported SAR value for Body	Rear 10mm (LTEB66+WIFI2.4G)	0.48	0.38	<b>0.02</b>	<b>0.88</b>
Highest reported SAR value for Body	Bottom 10mm LTEB66	0.99	/	/	<b>0.99</b>

ENDC

	Position	n71	LTEB66	Sum
Highest reported SAR value for Head	Right head, Touch cheek	0.46	0.19	<b>0.65</b>
Highest reported SAR value for Body	Rear 10mm	0.40	0.21	<b>0.61</b>

	Position	n71	LTEB2	Sum
Highest reported SAR value for Head	Right head, Touch cheek	0.46	0.08	<b>0.54</b>
Highest reported SAR value for Body	Rear 10mm	0.40	0.27	<b>0.67</b>

	Position	n41	LTEB25	Sum
Highest reported SAR value for Head	Left head, Tilt	0.57	0.17	<b>0.74</b>
Highest reported SAR value for Body	Rear 10mm	/	0.74	<b>0.74</b>

	Position	n41	LTEB26	Sum
Highest reported SAR value for Head	Right head, Tilt	0.57	0.26	<b>0.65</b>
Highest reported SAR value for Body	Rear 10mm	0.19	0.2	<b>0.39</b>

	Position	n41	LTEB66	Sum
Highest reported SAR value for Head	Right head, Tilt	0.48	0.19	<b>0.67</b>
Highest reported SAR value for Body	Rear 10mm	/	0.99	<b>0.99</b>

	Position	n41	LTEB2	Sum
Highest reported SAR value for Head	Right head, Tilt	0.48	0.19	<b>0.67</b>
Highest reported SAR value for Body	Rear 10mm	/	0.99	<b>0.99</b>

**ENDC+WIFI**

	Position	n71	LTEB66	WLAN2.4G	Sum
Highest reported SAR value for Head	Right head, Touch cheek	0.46	0.19	<b>0.55</b>	<b>1.2</b>
Highest reported SAR value for Body	Rear 10mm	0.40	0.21	<b>0.47</b>	<b>1.08</b>

	Position	n71	LTEB2	WLAN2.4G	Sum
Highest reported SAR value for Head	Right head, Touch cheek	0.46	0.08	<b>0.23</b>	<b>0.77</b>
Highest reported SAR value for Body	Rear 10mm	0.40	0.27	<b>0.47</b>	<b>1.14</b>

**Table 2.3: The sum of reported SAR values for WIFI5G+BT**

	Position	BT	WiFi 5G	Sum
Highest reported SAR value for Head	Left head, Touch cheek	0.12	0.40	<b>0.52</b>
Highest reported SAR value for Body	Rear 10mm	0.02	0.40	<b>0.42</b>

	Position	n41	LTEB25	WIFI 5G	Sum
Highest reported SAR value for Head	Left head, Tilt	0.57	0.17	0.19	<b>0.93</b>
Highest reported SAR value for Body	Rear 10mm	0.19	0.46	0.4	<b>1.05</b>

	Position	n41	LTEB26	WIFI 5G	Sum
Highest reported SAR value for Head	Right head, Tilt	0.57	0.26	0.19	<b>0.84</b>
Highest reported SAR value for Body	Rear 10mm	0.19	0.2	0.4	<b>0.79</b>

	Position	n41	LTEB66	WIFI 5G	Sum
Highest reported SAR value for Head	Right head, Cheek	0.48	0.19	0.21	<b>0.88</b>
Highest reported SAR value for Body	Rear 10mm	0.19	0.48	0.4	<b>1.07</b>

	Position	n41	LTEB2	WIFI 5G	Sum
Highest reported SAR value for Head	Right head, Tilt	0.57	0.06	0.19	<b>0.82</b>
Highest reported SAR value for Body	Rear 10mm	0.19	0.27	0.4	<b>0.86</b>

	Position	n41	LTEB25	WIFI 2.4G	Sum
Highest reported SAR value for Head	Left head, Check	0.48	0.23	0.23	<b>0.94</b>
Highest reported SAR value for Body	Rear 10mm	0.19	0.46	0.47	<b>1.12</b>

	Position	n41	LTEB26	WIFI 2.4G	Sum
Highest reported SAR value for Head	Right head, Tilt	0.48	0.11	0.19	<b>0.82</b>
Highest reported SAR value for Body	Rear 10mm	0.19	0.2	0.47	<b>0.86</b>

	Position	n41	LTEB66	WIFI 2.4G	Sum
Highest reported SAR value for Head	Right head, Cheek	0.48	0.19	0.23	<b>0.90</b>
Highest reported SAR value for Body	Rear 10mm	0.19	0.48	0.4	<b>1.14</b>

	Position	n41	LTEB2	WIFI 2.4G	Sum
Highest reported SAR value for Head	Right head, Tilt	0.57	0.06	0.16	<b>0.79</b>
Highest reported SAR value for Body	Rear 10mm	0.19	0.27	0.47	<b>0.86</b>

	Position	n41	LTEB25	WIFI 5G	Sum
Highest reported SAR value for Head	Left head, Tilt	0.57	0.17	0.19	<b>0.93</b>
Highest reported SAR value for Body	Rear 10mm	0.19	0.46	0.4	<b>1.05</b>

	Position	n41	LTEB26	WIFI 5G	Sum
Highest reported SAR value for Head	Right head, Tilt	0.57	0.26	0.19	<b>0.84</b>
Highest reported SAR value for Body	Rear 10mm	0.19	0.2	0.4	<b>0.79</b>

	Position	n41	LTEB66	WIFI 5G	Sum
Highest reported SAR value for Head	Right head, Cheek	0.48	0.19	0.21	<b>0.88</b>
Highest reported SAR value for Body	Rear 10mm	0.19	0.48	0.4	<b>1.07</b>

	Position	n41	LTEB2	WIFI 5G	Sum
Highest reported SAR value for Head	Right head, Tilt	0.57	0.06	0.19	<b>0.82</b>
Highest reported SAR value for Body	Rear 10mm	0.19	0.27	0.4	<b>0.86</b>

	Position	n41	LTEB25	WIFI 2.4G	Sum
Highest reported SAR value for Head	Left head, Check	0.48	0.23	0.23	<b>0.94</b>
Highest reported SAR value for Body	Rear 10mm	0.19	0.46	0.47	<b>1.12</b>

	Position	n41	LTEB26	WIFI 2.4G	Sum
Highest reported SAR value for Head	Right head, Tilt	0.48	0.11	0.19	<b>0.82</b>
Highest reported SAR value for Body	Rear 10mm	0.19	0.2	0.47	<b>0.86</b>

	Position	n41	LTEB66	WIFI 2.4G	Sum
Highest reported SAR value for Head	Right head, Cheek	0.48	0.19	0.23	<b>0.90</b>
Highest reported SAR value for Body	Rear 10mm	0.19	0.48	0.4	<b>1.14</b>

	Position	n41	LTEB2	WIFI 2.4G	Sum
Highest reported SAR value for Head	Right head, Tilt	0.57	0.06	0.16	<b>0.79</b>
Highest reported SAR value for Body	Rear 10mm	0.19	0.27	0.47	<b>0.86</b>

	Position	LTEB12	LTEB66	WIFI 2.4G	BT	Sum
Highest reported SAR value for Head	Left head, Check	0.40	0.20	0.53	0.12	<b>1.25</b>
Highest reported SAR value for Body	Rear 10mm	0.34	0.42	0.44	0.02	<b>1.22</b>

	Position	LTEB2	LTEB12	WIFI 2.4G	BT	Sum
Highest reported SAR value for Head	Left head, Check	0.39	0.43	0.55	0.12	<b>1.49</b>
Highest reported SAR value for Body	Left Edge 10mm	0.20	0.44	0.44	<0.01	<b>1.08</b>

	Position	LTEB12	LTEB66	Sum
Highest reported SAR value for Head	Left head, Check	0.40	0.20	<b>0.60</b>
Highest reported SAR value for Body	Rear 10mm	0.34	0.42	<b>0.76</b>

	Position	LTEB2	LTEB12	Sum
Highest reported SAR value for Head	Left head, Check	0.39	0.43	<b>0.82</b>
Highest reported SAR value for Body	Rear 10mm	0.20	0.44	<b>0.64</b>



	Position	LTEB12	LTEB66	WIFI 2.4G	BT	Sum
<b>Highest reported SAR value for Head</b>	Right head, Check	0.06	0.19	0.53	0.12	<b>0.90</b>
<b>Highest reported SAR value for Body</b>	Front 10mm	0.19	0.42	0.44	0.02	<b>1.07</b>

	Position	LTEB2	LTEB12	WIFI 2.4G	BT	Sum
<b>Highest reported SAR value for Head</b>	Left Head Check	0.05	0.15	0.53	0.12	<b>0.82</b>
<b>Highest reported SAR value for Body</b>	Rear 10mm	0.27	0.28	0.67	0.02	<b>1.24</b>

	Position	LTEB12	LTEB66	Sum
<b>Highest reported SAR value for Head</b>	Left head, Check	0.12	0.16	<b>0.28</b>
<b>Highest reported SAR value for Body</b>	Front 10mm	0.19	0.42	<b>0.71</b>

	Position	LTEB2	LTEB12	Sum
<b>Highest reported SAR value for Head</b>	Left head, Check	0.05	0.15	<b>0.17</b>
<b>Highest reported SAR value for Body</b>	Front 10mm	0.46	0.12	<b>0.58</b>

	Position	n2	LTEB12	Sum
<b>Highest reported SAR value for Head</b>	Left head, Check	0.07	0.43	<b>0.50</b>
<b>Highest reported SAR value for Body</b>	Rear 10mm	0.47	0.34	<b>0.81</b>

	Position	n2	LTEB12	WIFI 2.4G	BT	Sum
<b>Highest reported SAR value for Head</b>	Left head, Check	0.07	0.43	0.53	0.12	<b>1.15</b>
<b>Highest reported SAR value for Body</b>	Rear 10mm	0.47	0.34	0.44	0.02	<b>1.27</b>

	Position	n66	LTEB12	Sum
<b>Highest reported SAR value for Head</b>	Left head, Check	0.10	0.43	<b>0.53</b>
<b>Highest reported SAR value for Body</b>	Rear 10mm	0.45	0.34	<b>0.78</b>

	Position	n66	LTEB12	WIFI 2.4G	BT	Sum
Highest reported SAR value for Head	Left head, Check	0.10	0.43	0.53	0.12	1.18
Highest reported SAR value for Body	Rear 10mm	0.45	0.34	0.44	0.02	1.24

	Position	n2	LTEB12	Sum
Highest reported SAR value for Head	Left head, Check	0.07	0.12	0.19
Highest reported SAR value for Body	Bottom 10mm	0.76	0.1	0.86

	Position	n2	LTEB12	WIFI 2.4G	BT	Sum
Highest reported SAR value for Head	Left head, Check	0.07	0.12	0.53	0.12	0.69
Highest reported SAR value for Body	Rear 10mm	0.47	0.24	0.44	0.02	1.11

	Position	n66	LTEB12	Sum
Highest reported SAR value for Head	Left head, Check	0.10	0.12	0.22
Highest reported SAR value for Body	Bottom 10mm	0.60	0.10	0.70

	Position	n66	LTEB12	WIFI 2.4G	BT	Sum
Highest reported SAR value for Head	Left head, Check	0.10	0.12	0.53	0.12	0.87
Highest reported SAR value for Body	Rear 10mm	0.45	0.24	0.44	0.02	1.15

According to the above tables, the highest sum of reported SAR values is **1.49 W/kg (1g)**. The detail for simultaneous transmission consideration is described in chapter 13.

### 3 Client Information

#### 3.1 Applicant Information

Company Name:	OnePlus Technology (shenzhen) Co., Ltd
Address/Post:	18C02, 18C03, 18C04 and 18C05, Shum Yip Terra Building, Binhe Avenue North, Futian District, Shenzhen
Contact Person:	Ariel Cheng
Contact Email:	ariel.cheng@oneplus.com
Telephone:	13823398081

#### 3.2 Manufacturer Information

Company Name:	OnePlus Technology (Shenzhen) Co., Ltd.
Address/Post:	18C02, 18C03, 18C04 and 18C05, Shum Yip Terra Building, Binhe Avenue North, Futian District, Shenzhen
Contact Person:	Ariel Cheng
Contact Email:	Ariel.cheng@oneplus.com
Telephone:	13823398081

## 4 Equipment Under Test (EUT) and Ancillary Equipment (AE)

### 4.1 About EUT

Description:	OnePlus Technology (Shenzhen) Co., Ltd.
Model name:	HD1925
Operating mode(s):	GSM850/900/1800/1900, WCDMA B1/B2/B4/B5/B8/B9/B19 CDMABC0/1/10 LTEBand1/2/3/4/5/7/8/12/17/18/19/20/25/26/28/29/34/38/39/40/41/46/48 /66/71, BT, Wi-Fi(2.4G/5G) / 5G NR n71/n41/n2/n66 / NFC
Tested Tx Frequency:	824 – 849 MHz (GSM 850)
	1850 – 1910 MHz (GSM 1900)
	824 – 849 MHz (WCDMA 850 Band V)
	1850 – 1910 MHz (WCDMA1900 Band IV)
	1710-1755 MHz (WCDMA1700 Band II)
	824.7 - 848.31 MHz (CDMA BC0)
	1851.25 - 1908.75 MHz (CDMA BC1)
	817.9 - 823.1 MHz (CDMA BC10)
	1860 – 1900 MHz (LTE Band 2)
	2500 – 2570 MHz (LTE Band 7)
	699.7 – 715.3 MHz (LTE Band 12)
	1850.7 –1914.3 MHz (LTE Band 25)
	814.7–848.3 MHz (LTE Band 26)
	2498.5 – 2687.5 MHz (LTE Band41)
	3552.5 – 3697.5 MHz (LTE Band48)
	1710.7 –1779.3 MHz (LTE Band 66)
	665.5 – 695.5 MHz (LTE Band 71)
	2412 – 2462 MHz (Wi-Fi 2.4G)
	5180 – 5240 MHz (Wi-Fi 5.2G)
	5260 – 5320 MHz (Wi-Fi 5.3G)
	5500 – 5720 MHz (Wi-Fi 5.5G)
	5745 – 5825 MHz (Wi-Fi 5.8G)
	2400 – 2483.5 MHz (Bluetooth)
673 – 688 MHz(n71)	
2496 – 2690 MHz(n41)	
1850-1910 MHz(n2)	
1710-1780 MHz(n66)	
13.56 MHz(NFC)	
GPRS/EGPRS Multislot Class:	33
Test device Production information:	Production unit
Device type:	Portable device
Antenna type:	Integrated antenna
Hotspot mode:	Support

#### 4.2 Internal Identification of EUT used during the test

EUT ID*	IMEI	HW Version	SW Version
EUT1	990013820111867	46	10.0.25.HD61CB
EUT2	990013820110869	46	10.0.25.HD61CB
EUT3	990013820110935	46	10.0.25.HD61CB

\*EUT ID: is used to identify the test sample in the lab internally.

**Note:** It is performed to do SAR with the EUT1&2 and conducted power with the EUT3.

#### 4.3 Internal Identification of AE used during the test

AE ID*	Description	Model	SN	Manufacturer
AE1	Battery	BLP745	/	Sunwoda Electronic Co.,Ltd.
AE2	Battery	BLP745	/	Sunwoda Electronic India Private Limited

\*AE ID: is used to identify the test sample in the lab internally.

## 5 TEST METHODOLOGY

### 5.1 Applicable Limit Regulations

**ANSI C95.1–1992:**IEEE Standard for Safety Levels with Respect to Human Exposure to Radio Frequency Electromagnetic Fields, 3 kHz to 300 GHz.

It specifies the maximum exposure limit of **1.6 W/kg** as averaged over any 1 gram of tissue for portable devices being used within 20 cm of the user in the uncontrolled environment.

### 5.2 Applicable Measurement Standards

**IEEE 1528–2013:** Recommended Practice for Determining the Peak Spatial-Average Specific Absorption Rate (SAR) in the Human Head from Wireless Communications Devices: Measurement Techniques.

**KDB447498 D01: General RF Exposure Guidance v06:** Mobile and Portable Devices RF Exposure Procedures and Equipment Authorization Policies.

**KDB648474 D04 Headset SAR v01r03:** SAR Evaluation Considerations for Wireless Headsets.

**KDB941225 D01 SAR test for 3G devices v03r01:** SAR Measurement Procedures for 3G Devices

**KDB941225 D05 SAR for LTE Devices v02r05:** SAR Evaluation Considerations for LTE Devices

**KDB941225 D06 Hotspot Mode SAR v02r01:** SAR Evaluation Procedures for Portable Devices with Wireless Router Capabilities

**KDB248227 D01 802.11 Wi-Fi SAR v02r02:** SAR GUIDANCE FOR IEEE 802.11 (Wi-Fi) TRANSMITTERS

**KDB865664 D01 SAR measurement 100 MHz to 6 GHz v01r04:** SAR Measurement Requirements for 100 MHz to 6 GHz.

**KDB865664 D02 RF Exposure Reporting v01r02:** RF Exposure Compliance Reporting and Documentation Considerations

## 6 Specific Absorption Rate (SAR)

### 6.1 Introduction

SAR is related to the rate at which energy is absorbed per unit mass in an object exposed to a radio field. The SAR distribution in a biological body is complicated and is usually carried out by experimental techniques or numerical modeling. The standard recommends limits for two tiers of groups, occupational/controlled and general population/uncontrolled, based on a person's awareness and ability to exercise control over his or her exposure. In general, occupational/controlled exposure limits are higher than the limits for general population/uncontrolled.

### 6.2 SAR Definition

The SAR definition is the time derivative (rate) of the incremental energy ( $dW$ ) absorbed by (dissipated in) an incremental mass ( $dm$ ) contained in a volume element ( $dv$ ) of a given density ( $\rho$ ). The equation description is as below:

$$SAR = \frac{d}{dt} \left( \frac{dW}{dm} \right) = \frac{d}{dt} \left( \frac{dW}{\rho dv} \right)$$

SAR is expressed in units of Watts per kilogram (W/kg)

SAR measurement can be either related to the temperature elevation in tissue by

$$SAR = c \left( \frac{\delta T}{\delta t} \right)$$

Where:  $C$  is the specific heat capacity,  $\delta T$  is the temperature rise and  $\delta t$  is the exposure duration, or related to the electrical field in the tissue by

$$SAR = \frac{\sigma |E|^2}{\rho}$$

Where:  $\sigma$  is the conductivity of the tissue,  $\rho$  is the mass density of tissue and  $E$  is the RMS electrical field strength.

However for evaluating SAR of low power transmitter, electrical field measurement is typically applied.

## 7 Tissue Simulating Liquids

### 7.1 Targets for tissue simulating liquid

**Table 7.1: Targets for tissue simulating liquid**

Frequency(MHz)	Liquid Type	Conductivity( $\sigma$ )	$\pm 5\%$ Range	Permittivity( $\epsilon$ )	$\pm 5\%$ Range
750	Head	0.89	0.85~0.93	41.94	39.8~44.0
750	Body	0.96	0.91~1.01	55.5	52.7~58.3
835	Head	0.90	0.86~0.95	41.5	39.4~43.6
835	Body	0.97	0.92~1.02	55.2	52.4~58.0
1750	Head	1.37	1.30~1.44	40.08	38.1~42.1
1750	Body	1.49	1.42~1.56	53.4	50.7~56.1
1900	Head	1.40	1.33~1.47	40.0	38.0~42.0
1900	Body	1.52	1.44~1.60	53.3	50.6~56.0
2450	Head	1.67	1.59~1.75	39.47	37.5~41.4
2450	Body	1.95	1.85~2.05	52.7	50.1~55.3
2600	Head	1.96	1.86~2.06	39.01	37.1~41.0
2600	Body	2.16	2.05~2.27	52.5	49.9~55.1
3500	Head	2.91	2.76~3.06	37.93	36.03~39.83
3500	Body	3.39	2.79~3.21	52.14	41.15~43.03
5250	Head	4.66	4.43~4.89	35.99	34.19~37.79
5250	Body	5.30	5.04~5.56	49.0	46.6~51.4
5600	Head	5.07	4.82~5.32	35.53	33.75~37.31
5600	Body	5.77	5.48~6.06	48.5	46.08~50.92
5800	Head	5.27	5.01~5.53	35.3	33.5~37.1
5800	Body	6.00	5.70~6.30	48.2	45.8~50.6

### 7.2 Dielectric Performance

**Table 7.2: Dielectric Performance of Tissue Simulating Liquid**


Measurement Date (yyyy-mm-dd)	Type	Frequency	Permittivity $\epsilon$	Drift (%)	Conductivity $\sigma$ (S/m)	Drift (%)
2019-10-1	Head	750 MHz	41.71	-0.55	0.88	-1.12
	Body	750 MHz	56.33	1.50	0.963	0.31
2019-10-2	Head	835 MHz	41.55	0.12	0.884	-1.78
	Body	835 MHz	55.33	0.24	0.978	0.82
2019-10-3	Head	1750 MHz	39.85	-0.57	1.383	0.95
	Body	1750 MHz	53.26	-0.26	1.477	-0.87
2019-10-4	Head	1900 MHz	40.09	0.23	1.401	0.07
	Body	1900 MHz	54.17	1.63	1.548	1.84
2019-10-5	Head	2300 MHz	40.09	1.49	1.682	0.72
	Body	2300 MHz	52.72	-0.34	1.839	1.60
2019-10-6	Head	2450 MHz	38.76	-1.12	1.787	-0.72
	Body	2450 MHz	52.59	-0.21	1.971	1.08
2019-10-6	Head	3500 MHz	37.5	-1.13	2.883	-0.93





2019-10-6	Body	3500 MHz	52.05	-0.09	3.42	0.03
2019-10-7	Head	2600 MHz	38.86	-0.38	1.943	-0.87
	Body	2600 MHz	53.15	1.24	2.178	0.83
2019-10-8	Head	5250 MHz	36.45	1.45	4.724	0.30
	Body	5250 MHz	48.07	-1.70	5.305	-1.03
2019-10-9	Head	5600 MHz	36.01	1.35	5.068	-0.04
	Body	5600 MHz	48.27	-0.47	5.832	1.07
2019-10-10	Head	5750 MHz	34.67	-1.95	5.153	-1.28
	Body	5750 MHz	47.63	-1.39	5.404	-1.57


Note: The liquid temperature is 22.0°C




Picture 7-1 Liquid depth in the Head Phantom (750MHz)




Picture 7-2 Liquid depth in the Flat Phantom (750MHz)




**Picture 7-3 Liquid depth in the Head Phantom (835 MHz)**



**Picture 7-4 Liquid depth in the Flat Phantom (835 MHz)**




Picture 7-5 Liquid depth in the Head Phantom (1900 MHz)




Picture 7-6 Liquid depth in the Flat Phantom (1900MHz)




**Picture 7-7 Liquid depth in the Head Phantom (2450MHz)**



**Picture 7-8 Liquid depth in the Flat Phantom (2450MHz)**




**Picture 7-9 Liquid depth in the Head Phantom (2600 MHz)**



**Picture 7-10 Liquid depth in the Flat Phantom (2600MHz)**



Picture 7-11 Liquid depth in the Head Phantom (5GHz)

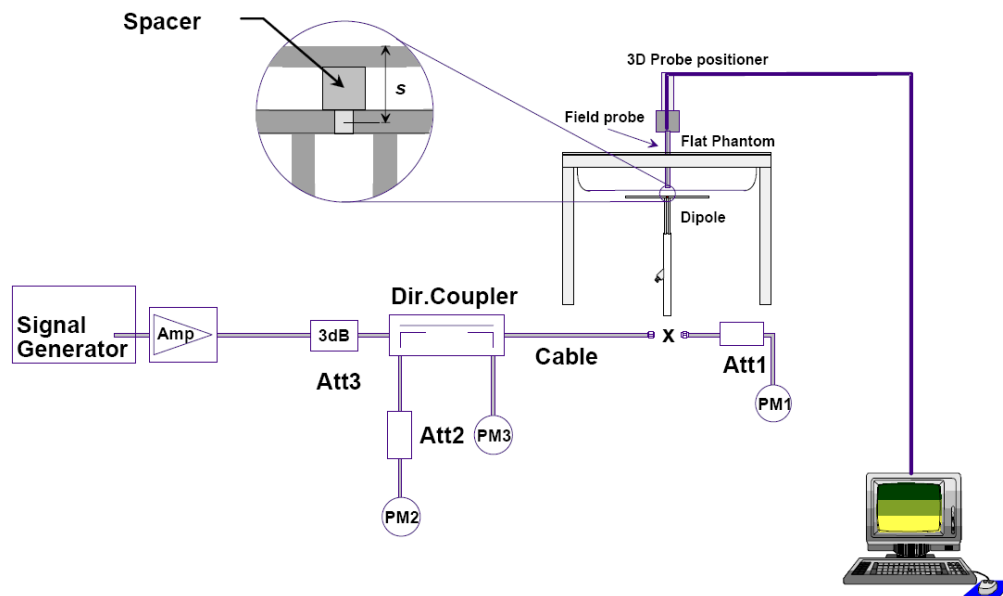


Picture 7-12 Liquid depth in the Flat Phantom (5GHz)


## 8 System verification

### 8.1 System Setup

In the simplified setup for system evaluation, the DUT is replaced by a calibrated dipole and the power source is replaced by a continuous wave that comes from a signal generator. The calibrated dipole must be placed beneath the flat phantom section of the SAM twin phantom with the correct distance holder. The distance holder should touch the phantom surface with a light pressure at the reference marking and be oriented parallel to the long side of the phantom. The equipment setup is shown below:



Picture 8.1 System Setup for System Evaluation



Picture 8.2 Photo of Dipole Setup



## 8.2 System Verification

SAR system verification is required to confirm measurement accuracy, according to the tissue dielectric media, probe calibration points and other system operating parameters required for measuring the SAR of a test device. The system verification must be performed for each frequency band and within the valid range of each probe calibration point required for testing the device.

The system verification results are required that the area scan estimated 1-g SAR is within 3% of the zoom scan 1-g SAR. The details are presented in annex B.

**Table 8.1: System Verification of Head**

Measurement Date (yyyy-mm-dd)	Frequency	Target value (W/kg)		Measured value(W/kg)		Deviation	
		10 g Average	1 g Average	10 g Average	1 g Average	10 g Average	1 g Average
2019-10-1	750 MHz	5.57	8.57	5.64	8.44	1.26%	-1.52%
2019-10-2	835 MHz	6.29	9.70	6.28	9.52	-0.16%	-1.86%
2019-10-3	1750 MHz	19.3	36.6	19.08	36.6	-1.14%	0.00%
2019-10-4	1900 MHz	20.8	39.7	20.8	40.16	0.00%	1.16%
2019-10-5	2300 MHz	24.1	49.7	24.24	48.92	0.58%	-1.57%
2019-10-6	2450 MHz	24.2	51.6	23.96	52.36	-0.99%	1.47%
2019-10-6	3500 MHz	2.61	6.92	2.54	6.71	-2.68%	-3.03%
2019-10-7	2600 MHz	25.1	55.8	25.56	56.8	1.83%	1.79%
2019-10-8	5250 MHz	23.2	80.4	23.4	81.7	0.69%	1.59%
2019-10-9	5600 MHz	24.1	84.5	23.6	86.2	-1.91%	1.96%
2019-10-10	5750 MHz	23.0	80.4	22.8	81.3	-0.70%	1.14%

**Table 8.2: System Verification of Body**

Measurement Date (yyyy-mm-dd)	Frequency	Target value (W/kg)		Measured value (W/kg)		Deviation	
		10 g Average	1 g Average	10 g Average	1 g Average	10 g Average	1 g Average
2019-10-1	750 MHz	5.63	8.55	5.6	8.4	-0.53%	-1.75%
2019-10-2	835 MHz	6.32	9.68	6.28	9.64	-0.63%	-0.41%
2019-10-3	1750 MHz	19.5	36.8	19.4	37.48	-0.51%	1.85%
2019-10-4	1900 MHz	20.9	39.7	21.12	39	1.05%	-1.76%
2019-10-5	2300 MHz	22.9	47.2	23.2	46.76	1.31%	-0.93%
2019-10-6	2450 MHz	24.5	52.3	24.2	51.8	-1.22%	-0.96%
2019-10-6	3500 MHz	2.44	6.54	2.59	6.47	1.06%	-0.99
2019-10-7	2600 MHz	24.8	55	24.4	54.44	-1.61%	-1.02%
2019-10-8	5250 MHz	21.3	76.2	21.6	75.0	1.60%	-1.57%
2019-10-9	5600 MHz	22.0	78.2	21.9	78.1	-0.36%	-0.10%
2019-10-10	5750 MHz	21.5	77.4	21.4	78.3	-0.28%	1.19%

## 9 Measurement Procedures

### 9.1 Tests to be performed

In order to determine the highest value of the peak spatial-average SAR of a headset, all device positions, configurations and operational modes shall be tested for each frequency band according to steps 1 to 3 below. A flowchart of the test process is shown in picture 9.1.

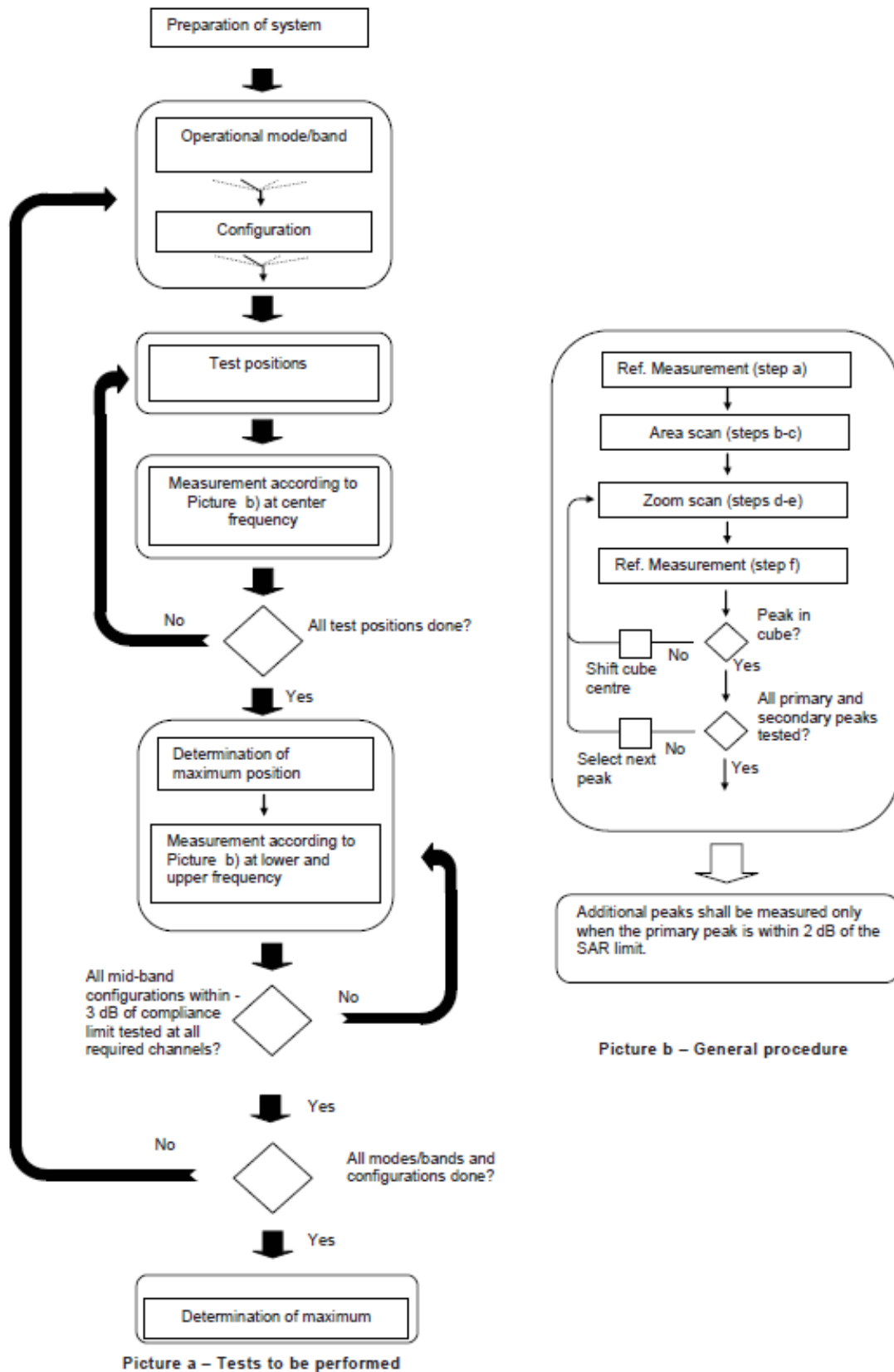
**Step 1:** The tests described in 9.2 shall be performed at the channel that is closest to the centre of the transmit frequency band ( $f_c$ ) for:

- a) all device positions (cheek and tilt, for both left and right sides of the SAM phantom, as described in annex D),
- b) all configurations for each device position in a), e.g., antenna extended and retracted, and
- c) all operational modes, e.g., analogue and digital, for each device position in a) and configuration in b) in each frequency band.

If more than three frequencies need to be tested according to 11.1 (i.e.,  $N_c > 3$ ), then all frequencies, configurations and modes shall be tested for all of the above test conditions.

**Step 2:** For the condition providing highest peak spatial-average SAR determined in Step 1, perform all tests described in 9.2 at all other test frequencies, i.e., lowest and highest frequencies. In addition, for all other conditions (device position, configuration and operational mode) where the peak spatial-average SAR value determined in Step 1 is within 3 dB of the applicable SAR limit, it is recommended that all other test frequencies shall be tested as well.

**Step 3:** Examine all data to determine the highest value of the peak spatial-average SAR found in Steps 1 to 2.



Picture 9.1 Block diagram of the tests to be performed

## 9.2 General Measurement Procedure

The area and zoom scan resolutions specified in the table below must be applied to the SAR measurements and fully documented in SAR reports to qualify for TCB approval. Probe boundary effect error compensation is required for measurements with the probe tip closer than half a probe tip diameter to the phantom surface. Both the probe tip diameter and sensor offset distance must satisfy measurement protocols; to ensure probe boundary effect errors are minimized and the higher fields closest to the phantom surface can be correctly measured and extrapolated to the phantom surface for computing 1-g SAR. Tolerances of the post-processing algorithms must be verified by the test laboratory for the scan resolutions used in the SAR measurements, according to the reference distribution functions specified in IEEE Std 1528-2003. The results should be documented as part of the system validation records and may be requested to support test results when all the measurement parameters in the following table are not satisfied.

		$\leq 3$ GHz	$> 3$ GHz
Maximum distance from closest measurement point (geometric center of probe sensors) to phantom surface		$5 \pm 1$ mm	$\frac{1}{2} \cdot \delta \cdot \ln(2) \pm 0.5$ mm
Maximum probe angle from probe axis to phantom surface normal at the measurement location		$30^\circ \pm 1^\circ$	$20^\circ \pm 1^\circ$
Maximum area scan spatial resolution: $\Delta x_{Area}$ , $\Delta y_{Area}$		$\leq 2$ GHz: $\leq 15$ mm 2 – 3 GHz: $\leq 12$ mm	3 – 4 GHz: $\leq 12$ mm 4 – 6 GHz: $\leq 10$ mm
		When the x or y dimension of the test device, in the measurement plane orientation, is smaller than the above, the measurement resolution must be $\leq$ the corresponding x or y dimension of the test device with at least one measurement point on the test device.	
Maximum zoom scan spatial resolution: $\Delta x_{Zoom}$ , $\Delta y_{Zoom}$		$\leq 2$ GHz: $\leq 8$ mm 2 – 3 GHz: $\leq 5$ mm*	3 – 4 GHz: $\leq 5$ mm* 4 – 6 GHz: $\leq 4$ mm*
Maximum zoom scan spatial resolution, normal to phantom surface	uniform grid: $\Delta z_{Zoom}(n)$	$\leq 5$ mm	3 – 4 GHz: $\leq 4$ mm 4 – 5 GHz: $\leq 3$ mm 5 – 6 GHz: $\leq 2$ mm
	graded grid	$\Delta z_{Zoom}(1)$ : between 1 <sup>st</sup> two points closest to phantom surface	$\leq 4$ mm
		$\Delta z_{Zoom}(n>1)$ : between subsequent points	$\leq 1.5 \cdot \Delta z_{Zoom}(n-1)$
Minimum zoom scan volume	x, y, z	$\geq 30$ mm	3 – 4 GHz: $\geq 28$ mm 4 – 5 GHz: $\geq 25$ mm 5 – 6 GHz: $\geq 22$ mm
Note: $\delta$ is the penetration depth of a plane-wave at normal incidence to the tissue medium; see draft standard IEEE P1528-2011 for details. * When zoom scan is required and the <i>reported</i> SAR from the area scan based 1-g SAR estimation procedures of KDB 447498 is $\leq 1.4$ W/kg, $\leq 8$ mm, $\leq 7$ mm and $\leq 5$ mm zoom scan resolution may be applied, respectively, for 2 GHz to 3 GHz, 3 GHz to 4 GHz and 4 GHz to 6 GHz.			

### 9.3 WCDMA Measurement Procedures for SAR

The following procedures are applicable to WCDMA headsets operating under 3GPP Release99, Release 5 and Release 6. The default test configuration is to measure SAR with an established radio link between the DUT and a communication test set using a 12.2kbps RMC (reference measurement channel) configured in Test Loop Mode 1. SAR is selectively confirmed for other physical channel configurations (DPCCH & DPDCH<sub>n</sub>), HSDPA and HSPA (HSUPA/HSDPA) modes according to output power, exposure conditions and device operating capabilities. Both uplink and downlink should be configured with the same RMC or AMR, when required. SAR for Release 5 HSDPA and Release 6 HSPA are measured using the applicable FRC (fixed reference channel) and E-DCH reference channel configurations. Maximum output power is verified according to applicable versions of 3GPP TS 34.121 and SAR must be measured according to these maximum output conditions. When Maximum Power Reduction (MPR) is not implemented according to Cubic Metric (CM) requirements for Release 6 HSPA, the following procedures do not apply.

#### For Release 5 HSDPA Data Devices:

Sub-test	$\beta_c$	$\beta_d$	$\beta_d$ (SF)	$\beta_c / \beta_d$	$\beta_{hs}$	CM/dB
1	2/15	15/15	64	2/15	4/15	0.0
2	12/15	15/15	64	12/15	24/25	1.0
3	15/15	8/15	64	15/8	30/15	1.5
4	15/15	4/15	64	15/4	30/15	1.5

#### For Release 6 HSPA Data Devices

Sub-test	$\beta_c$	$\beta_d$	$\beta_d$ (SF)	$\beta_c / \beta_d$	$\beta_{hs}$	$\beta_{ec}$	$\beta_{ed}$	$\beta_{ed}$ (SF)	$\beta_{ed}$ (codes)	CM (dB)	MPR (dB)	AG Index	E-TFCI
1	11/15	15/15	64	11/15	22/15	209/225	1039/225	4	1	1.5	1.5	20	75
2	6/15	15/15	64	6/15	12/15	12/15	12/15	4	1	1.5	1.5	12	67
3	15/15	9/15	64	15/9	30/15	30/15	$\beta_{ed1}:47/15$ $\beta_{ed2}:47/15$	4	2	1.5	1.5	15	92
4	2/15	15/15	64	2/15	4/15	4/15	56/75	4	1	1.5	1.5	17	71
5	15/15	15/15	64	15/15	24/15	30/15	134/15	4	1	1.5	1.5	21	81

#### Rel.8 DC-HSDPA (Cat 24)

SAR test exclusion for Rel.8 DC-HSDPA must satisfy the SAR test exclusion requirements of Rel.5 HSDPA. SAR test exclusion for DC-HSDPA devices is determined by power measurements according to the H-Set 12, Fixed Reference Channel (FRC) configuration in Table C.8.1.12 of 3GPP TS 34.121-1. A primary and a secondary serving HS-DSCH Cell are required to perform the power measurement and for the results to qualify for SAR test exclusion.

## 9.4 SAR Measurement for LTE

SAR tests for LTE are performed with a base station simulator, Rohde & Schwarz CMW500. Closed loop power control was used so the UE transmits with maximum output power during SAR testing. All powers were measured with the CMW 500.

It is performed for conducted power and SAR based on the KDB941225 D05.

SAR is evaluated separately according to the following procedures for the different test positions in each exposure condition – head, body, body-worn accessories and other use conditions. The procedures in the following subsections are applied separately to test each LTE frequency band.

### 1) QPSK with 1 RB allocation

Start with the largest channel bandwidth and measure SAR for QPSK with 1 RB allocation, using the RB offset and required test channel combination with the highest maximum output power among RB offsets at the upper edge, middle and lower edge of each required test channel. When the reported SAR is  $\leq 0.8$  W/kg, testing of the remaining RB offset configurations and required test channels is not required for 1 RB allocation; otherwise, SAR is required for the remaining required test channels and only for the RB offset configuration with the highest output power for that channel. When the reported SAR of a required test channel is  $> 1.45$  W/kg, SAR is required for all three RB offset configurations for that required test channel.

### 2) QPSK with 50% RB allocation

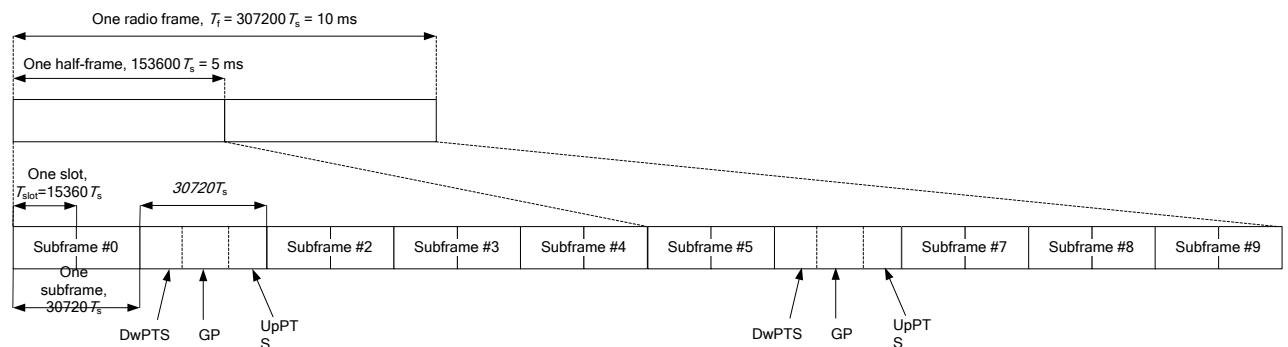
The procedures required for 1 RB allocation in 1) are applied to measure the SAR for QPSK with 50% RB allocation.

### 3) QPSK with 100% RB allocation

For QPSK with 100% RB allocation, SAR is not required when the highest maximum output power for 100 % RB allocation is less than the highest maximum output power in 50% and 1 RB allocations and the highest reported SAR for 1 RB and 50% RB allocation in 1) and 2) are  $\leq 0.8$  W/kg. Otherwise, SAR is measured for the highest output power channel; and if the reported SAR is  $> 1.45$  W/kg, the remaining required test channels must also be tested.

## TDD test:

TDD testing is performed using guidance from FCC KDB 941225 D05 and the SAR test guidance provided in April 2013 TCB works hop notes. TDD is tested at the highest duty factor using UL-DL configuration 0 with special subframe configuration 6 and applying the FDD LTE procedures in KDB 941225 D05. SAR testing is performed using the extended cyclic prefix listed in 3GPP TS 36.211.



**Figure 9.2: Frame structure type 2 (for 5 ms switch-point periodicity)**

**Table 9.1: Configuration of special subframe (lengths of DwPTS/GP/UpPTS)**

Special subframe configuration	Normal cyclic prefix in downlink			Extended cyclic prefix in downlink		
	DwPTS	UpPTS		DwPTS	UpPTS	
		Normal cyclic prefix in uplink	Extended cyclic prefix in uplink		Normal cyclic prefix in uplink	Extended cyclic prefix in uplink
0	$6592 \cdot T_s$	$2192 \cdot T_s$	$2560 \cdot T_s$	$7680 \cdot T_s$	$2192 \cdot T_s$	$2560 \cdot T_s$
1	$19760 \cdot T_s$			$20480 \cdot T_s$		
2	$21952 \cdot T_s$			$23040 \cdot T_s$		
3	$24144 \cdot T_s$			$25600 \cdot T_s$		
4	$26336 \cdot T_s$			$7680 \cdot T_s$		
5	$6592 \cdot T_s$	$4384 \cdot T_s$	$5120 \cdot T_s$	$20480 \cdot T_s$	$4384 \cdot T_s$	$5120 \cdot T_s$
6	$19760 \cdot T_s$			$23040 \cdot T_s$		
7	$21952 \cdot T_s$			$12800 \cdot T_s$		
8	$24144 \cdot T_s$			-		
9	$13168 \cdot T_s$			-		

**Table 9.2: Uplink-downlink configurations**

Uplink-downlink configuration	Downlink-to-Uplink Switch-point periodicity	Subframe number									
		0	1	2	3	4	5	6	7	8	9
0	5 ms	D	S	U	U	U	D	S	U	U	U
1	5 ms	D	S	U	U	D	D	S	U	U	D
2	5 ms	D	S	U	D	D	D	S	U	D	D
3	10 ms	D	S	U	U	U	D	D	D	D	D
4	10 ms	D	S	U	U	D	D	D	D	D	D
5	10 ms	D	S	U	D	D	D	D	D	D	D
6	5 ms	D	S	U	U	U	D	S	U	U	D

Duty factor is calculated by:

Duty factor = uplink frame\*6+UpPTS\*2/one frame length

$$= (30720 \cdot T_s * 6 + 5120 \cdot T_s * 2) / 307200 \cdot T_s$$

$$= 0.633$$

## 9.5 Bluetooth & Wi-Fi Measurement Procedures for SAR

Normal network operating configurations are not suitable for measuring the SAR of 802.11 transmitters in general. Unpredictable fluctuations in network traffic and antenna diversity conditions can introduce undesirable variations in SAR results. The SAR for these devices should be measured using chipset based test mode software to ensure that the results are consistent and reliable.

Chipset based test mode software is hardware dependent and generally varies among manufacturers. The device operating parameters established in a test mode for SAR measurements must be identical to those programmed in production units, including output power levels, amplifier gain settings and other RF performance tuning parameters. The test frequencies should correspond to actual channel frequencies defined for domestic use. SAR for devices with switched diversity should be measured with only one antenna transmitting at a time during each SAR measurement, according to a fixed modulation and data rate. The same data pattern should be used for all measurements.

## 9.6 Power Drift

To control the output power stability during the SAR test, DASY4 system calculates the power drift by measuring the E-field at the same location at the beginning and at the end of the measurement for each test position. These drift values can be found in section14 labeled as: (Power Drift [dB]). This ensures that the power drift during one measurement is within 5%.



## 10 Area Scan Based 1-g SAR

### 10.1 Requirement of KDB

According to the KDB447498 D01, when the implementation is based the specific polynomial fit algorithm as presented at the 29th Bioelectromagnetics Society meeting (2007) and the estimated 1-gSAR is  $\leq 1.2$  W/kg, a zoom scan measurement is not required provided it is also not needed for any other purpose; for example, if the peak SAR location required for simultaneous transmission SAR test exclusion can be determined accurately by the SAR system or manually to discriminate between distinctive peaks and scattered noisy SAR distributions from area scans.

There must not be any warning or alert messages due to various measurement concerns identified by the SAR system; for example, noise in measurements, peaks too close to scan boundary, peaks are too sharp, spatial resolution and uncertainty issues etc. The SAR system verification must also demonstrate that the area scan estimated 1-g SAR is within 3% of the zoom scan 1-g SAR (See Annex B). When all the SAR results for each exposure condition in a frequency band and wireless mode are based on estimated 1-g SAR, the 1-g SAR for the highest SAR configuration must be determined by a zoom scan.

### 10.2 Fast SAR Algorithms

The approach is based on the area scan measurement applying a frequency dependent attenuation parameter. This attenuation parameter was empirically determined by analyzing a large number of phones. The MOTOROLA FAST SAR was developed and validated by the MOTOROLA Research Group in Ft. Lauderdale.

In the initial study, an approximation algorithm based on Linear fit was developed. The accuracy of the algorithm has been demonstrated across a broad frequency range (136-2450 MHz) and for both 1- and 10-g averaged SAR using a sample of 264 SAR measurements from 55 wireless headsets. For the sample size studied, the root-mean-squared errors of the algorithm are 1.2% and 5.8% for 1- and 10-g averaged SAR, respectively. The paper describing the algorithm in detail is expected to be published in August 2004 within the Special Issue of Transactions on MTT.

In the second step, the same research group optimized the fitting algorithm to an Polynomial fit whereby the frequency validity was extended to cover the range 30-6000MHz. Details of this study can be found in the BEMS 2007 Proceedings.

Both algorithms are implemented in DASY software.

## 11 Conducted Output Power

There are three sets of tune-up power, Normal power and Low power (Receiver on / Hotspot)

**Table: Summary of Receiver detection mechanism**

Antenna	Receiver on (head scenario)	Receiver off (Body/other scenario)	Receiver off + Hotspot on (Body/other scenario)
UAT	Power Level A1	Power Level B1	Power Level C1
LAT	/	Power Level B2	Power Level C2
WiFi Ant	Power Level A3	Power Level B3	Power Level C3

For WWAN UAT, when the phone is in talking mode and receiver worked, then power reduction will be implemented immediately at GSM850, WCDMA B2/B4/B5, CDMA BC0/BC10 and LTE B2/B4/B5/B7/B12/B17/B25/B26/B38/B41/B48/B66/B71. When the phone hotspot worked, then power reduction will be implemented immediately at GSM850/1900, WCDMA B2/B4/B5, CDMA BC0/BC1/BC10 and LTE B2/B4/B5/B7/B12/B17/B25/B26/B38/B41/B48/B66/B71.

For WWAN LAT, when the phone is in talking mode and receiver worked, then power reduction will be not applied. When the phone hotspot worked, then power reduction will be implemented immediately at GSM1900, WCDMA B2/B4, CDMA BC0/BC1/BC10 and LTE B2/B4/B5/B7/B25/B38/B41/B66.

This device supports power reduction with sensor, please see the detail in ANNEX J.

## 11.1 GSM Measurement result

During the process of testing, the EUT was controlled via Agilent Digital Radio Communication tester (E5515C) to ensure the maximum power transmission and proper modulation. This result contains conducted output power for the EUT. In all cases, the measured peak output power should be greater and within 5% than EMI measurement.

**Table 11.1-1: The conducted power measurement results for Level A1**

GSM 850 Speech (GMSK)	Measured Power (dBm)			Tune up	calculation	Averaged Power (dBm)		
	251	190	128			251	190	128
1 Txslot	30.40	30.45	29.91	30.80	/	/	/	/
GSM 850 GPRS (GMSK)	Measured Power (dBm)				calculation	Averaged Power (dBm)		
	251	190	128			251	190	128
1 Txslot	30.45	30.47	29.92	30.8	-9.03	21.42	21.44	20.89
2 Txslots	27.69	27.80	27.90	28.5	-6.02	21.67	21.78	21.88
<b>3Txslots</b>	<b>26.43</b>	<b>26.50</b>	<b>26.49</b>	<b>26.8</b>	<b>-4.26</b>	<b>22.17</b>	<b>22.24</b>	<b>22.23</b>
4 Txslots	24.73	24.70	24.38	24.8	-3.01	21.72	21.69	21.37
GSM 850 EGPRS (GMSK)	Measured Power (dBm)				calculation	Averaged Power (dBm)		
	251	190	128			251	190	128
1 Txslot	30.36	30.38	30.42	30.8	-9.03	21.33	21.35	21.39
2 Txslots	27.73	27.52	27.61	28.5	-6.02	21.71	21.50	21.59
<b>3Txslots</b>	<b>26.48</b>	<b>26.50</b>	<b>26.43</b>	<b>26.8</b>	<b>-4.26</b>	<b>22.22</b>	<b>22.24</b>	<b>22.17</b>
4 Txslots	24.63	24.62	24.33	24.8	-3.01	21.62	21.61	21.32
GSM 850 EGPRS (8PSK)	Measured Power (dBm)				calculation	Averaged Power (dBm)		
	251	190	128			251	190	128
1 Txslot	26.63	27.15	25.76	27.50	-9.03	17.60	18.12	16.73
2 Txslots	24.29	24.62	24.63	24.80	-6.02	18.27	18.60	18.61
3Txslots	23.16	23.08	22.41	23.30	-4.26	18.90	18.82	18.15
4 Txslots	21.19	20.85	20.51	21.80	-3.01	18.18	17.84	17.50
PCS1900 Speech (GMSK)	Measured Power (dBm)			Tune up	calculation	Averaged Power (dBm)		
	810	661	512			810	661	512
1 Txslot	23.34	23.17	22.91	24.0	/	/	/	/
PCS1900 GPRS (GMSK)	Measured Power (dBm)				calculation	Averaged Power (dBm)		
	810	661	512			810	661	512
1 Txslot	23.50	23.56	23.38	24.0	-9.03	14.47	14.53	14.35
2 Txslots	21.80	21.87	21.48	22.5	-6.02	15.78	15.85	15.46
<b>3Txslots</b>	<b>21.60</b>	<b>21.37</b>	<b>21.28</b>	<b>21.8</b>	<b>-4.26</b>	<b>17.34</b>	<b>17.11</b>	<b>17.02</b>
4 Txslots	19.56	19.56	19.21	20.2	-3.01	16.55	16.55	16.20
PCS1900 EGPRS (GMSK)	Measured Power (dBm)				calculation	Averaged Power (dBm)		
	810	661	512			810	661	512
1 Txslot	23.25	23.47	23.13	24.0	-9.03	14.22	14.44	14.10
2 Txslots	21.64	21.78	21.42	22.5	-6.02	15.62	15.76	15.40
<b>3Txslots</b>	<b>20.97</b>	<b>21.11</b>	<b>20.75</b>	<b>21.8</b>	<b>-4.26</b>	<b>16.71</b>	<b>16.85</b>	<b>16.49</b>
4 Txslots	19.46	19.49	19.17	20.2	-3.01	16.45	16.48	16.16

PCS1900 EGPRS (8PSK)	Measured Power (dBm)				calculation	Averaged Power (dBm)		
	810	661	512			810	661	512
1 Txslot	20.12	19.98	19.62	20.70	-9.03	11.09	10.95	10.59
2 Txslots	18.88	18.83	18.39	19.70	-6.02	12.86	12.81	12.37
3Txslots	17.99	17.65	17.12	18.70	-4.26	13.73	13.39	12.86
4 Txslots	16.57	16.66	15.92	17.70	-3.01	13.56	13.65	12.91

NOTES:

1) Division Factors

To average the power, the division factor is as follows:

1TX-slot = 1 transmit time slot out of 8 time slots=> conducted power divided by (8/1) => -9.03dB

2TX-slots = 2 transmit time slots out of 8 time slots=> conducted power divided by (8/2) => -6.02dB

3TX-slots = 3 transmit time slots out of 8 time slots=> conducted power divided by (8/3) => -4.26dB

4TX-slots = 4 transmit time slots out of 8 time slots=> conducted power divided by (8/4) => -3.01dB

**According to the conducted power as above, the body measurements are performed with 3Txslots for GSM850 and GSM1900.**

**Table 11.1-2: The conducted power measurement results for Level C1**

GSM 850 GPRS (GMSK)	Measured Power (dBm)				calculation	Averaged Power (dBm)		
	251	190	128			251	190	128
<b>1 Txslot</b>	<b>33.19</b>	<b>33.08</b>	<b>33.04</b>	<b>33.3</b>	<b>-9.03</b>	<b>24.16</b>	<b>24.05</b>	<b>24.01</b>
2 Txslots	27.60	27.59	27.09	28	-6.02	21.58	21.57	21.07
3Txslots	25.96	25.94	25.49	26.3	-4.26	21.70	21.68	21.23
4 Txslots	25.06	25.05	24.70	25.3	-3.01	22.05	22.04	21.69
GSM 850 EGPRS (GMSK)	Measured Power (dBm)				calculation	Averaged Power (dBm)		
	251	190	128			251	190	128
<b>1 Txslot</b>	<b>33.25</b>	<b>33.11</b>	<b>33.06</b>	<b>33.3</b>	<b>-9.03</b>	<b>24.22</b>	<b>24.08</b>	<b>24.03</b>
2 Txslots	27.67	27.62	27.31	28	-6.02	21.65	21.60	21.29
3Txslots	25.81	25.88	25.72	26.3	-4.26	21.55	21.62	21.46
4 Txslots	25.08	25.02	24.22	25.3	-3.01	22.07	22.01	21.21
GSM 850 EGPRS (8PSK)	Measured Power (dBm)				calculation	Averaged Power (dBm)		
	251	190	128			251	190	128
1 Txslot	26.98	27.68	26.37	28.30	-9.03	17.95	18.65	17.34
2 Txslots	24.00	23.51	22.89	24.30	-6.02	17.98	17.49	16.87
3Txslots	22.76	22.71	21.89	23.3	-4.26	18.50	18.45	17.63
4 Txslots	21.69	21.47	20.48	22.30	-3.01	18.68	18.46	17.47
PCS1900 Speech (GMSK)	Measured Power (dBm)			Tune up	calculation	Averaged Power (dBm)		
	810	661	512			810	661	512
1 Txslot	23.34	23.17	22.91	24	/	/	/	/
PCS1900 GPRS (GMSK)	Measured Power (dBm)				calculation	Averaged Power (dBm)		
	810	661	512			810	661	512
1 Txslot	29.47	29.44	29.30	30	-9.03	20.44	20.41	20.27
2 Txslots	27.72	27.70	27.36	28.5	-6.02	21.70	21.68	21.34

<b>3Txslots</b>	<b>26.13</b>	<b>26.09</b>	<b>26.03</b>	<b>26.8</b>	<b>-4.26</b>	<b>21.87</b>	<b>21.83</b>	<b>21.77</b>
4 Txslots	23.49	24.36	24.07	25.2	-3.01	20.48	21.35	21.06
PCS1900 EGPRS (GMSK)	Measured Power (dBm)				calculation	Averaged Power (dBm)		
	810	661	512			810	661	512
1 Txslot	29.62	29.61	29.44	30	-9.03	20.59	20.58	20.41
2 Txslots	27.92	27.89	27.55	28.5	-6.02	21.90	21.87	21.53
<b>3Txslots</b>	<b>26.36</b>	<b>26.29</b>	<b>26.13</b>	<b>26.8</b>	<b>-4.26</b>	<b>22.10</b>	<b>22.03</b>	<b>21.87</b>
4 Txslots	23.72	24.06	23.98	25.2	-3.01	20.71	21.05	20.97
PCS1900 EGPRS (8PSK)	Measured Power (dBm)				calculation	Averaged Power (dBm)		
	810	661	512			810	661	512
1 Txslot	25.40	25.61	25.07	26.70	-9.03	16.37	16.58	16.04
2 Txslots	24.47	24.71	24.31	25.70	-6.02	18.45	18.69	18.29
3Txslots	22.79	23.04	22.50	23.70	-4.26	18.53	18.78	18.24
4 Txslots	21.61	21.80	21.51	22.70	-3.01	18.60	18.79	18.50

## NOTES:

## 1) Division Factors

To average the power, the division factor is as follows:

1TX-slot = 1 transmit time slot out of 8 time slots=> conducted power divided by (8/1) => -9.03dB

2TX-slots = 2 transmit time slots out of 8 time slots=> conducted power divided by (8/2) => -6.02dB

3TX-slots = 3 transmit time slots out of 8 time slots=> conducted power divided by (8/3) => -4.26dB

4TX-slots = 4 transmit time slots out of 8 time slots=> conducted power divided by (8/4) => -3.01dB

**According to the conducted power as above, the body measurements are performed with 1Txslots for GSM850 and 3Txslots for GSM1900.**

**Table 11.1-3: The conducted power measurement results for Level B1**

GSM 850 Speech (GMSK)	Measured Power (dBm)			Tune up	calculation	Averaged Power (dBm)		
	251	190	128			251	190	128
1 Txslot	32.79	32.84	32.28	33.30	/	/	/	/
GSM 850 GPRS (GMSK)	Measured Power (dBm)				calculation	Averaged Power (dBm)		
	251	190	128			251	190	128
1 Txslot	32.59	33.09	32.04	33.3	-9.03	23.56	24.06	23.01
2 Txslots	30.15	30.80	29.44	31	-6.02	24.13	24.78	23.42
<b>3Txslots</b>	<b>29.47</b>	<b>29.84</b>	<b>29.34</b>	<b>30</b>	<b>-4.26</b>	<b>25.21</b>	<b>25.58</b>	<b>25.08</b>
4 Txslots	27.69	28.25	27.92	28.3	-3.01	24.68	25.24	24.91
GSM 850 EGPRS (GMSK)	Measured Power (dBm)				calculation	Averaged Power (dBm)		
	251	190	128			251	190	128
1 Txslot	32.55	33.04	31.99	33.3	-9.03	23.52	24.01	22.96
2 Txslots	30.09	30.74	29.38	31	-6.02	24.07	24.72	23.36
<b>3Txslots</b>	<b>29.40</b>	<b>29.77</b>	<b>29.28</b>	<b>30</b>	<b>-4.26</b>	<b>25.14</b>	<b>25.51</b>	<b>25.02</b>
4 Txslots	27.62	28.18	27.85	28.3	-3.01	24.61	25.17	24.84
GSM 850	Measured Power (dBm)				calculation	Averaged Power (dBm)		

EGPRS (8PSK)	251	190	128			251	190	128
1 Txslot	27.67	28.17	26.40	28.30	-9.03	18.64	19.14	17.37
2 Txslots	26.59	26.48	25.91	27.30	-6.02	20.57	20.46	19.89
3Txslots	26.38	26.21	25.81	26.80	-4.26	22.12	21.95	21.55
4 Txslots	24.86	24.71	24.10	25.30	-3.01	21.85	21.70	21.09
PCS1900 Speech (GMSK)	Measured Power (dBm)			Tune up	calculation	Averaged Power (dBm)		
	810	661	512			810	661	512
1 Txslot	29.27	29.50	29.21	30	/	/	/	/
PCS1900 GPRS (GMSK)	Measured Power (dBm)				calculation	Averaged Power (dBm)		
	810	661	512			810	661	512
1 Txslot	29.33	29.54	29.24	30	-9.03	20.30	20.51	20.21
2 Txslots	27.75	27.82	27.50	28.5	-6.02	21.73	21.80	21.48
<b>3Txslots</b>	<b>26.29</b>	<b>26.20</b>	<b>26.08</b>	<b>27.8</b>	<b>-4.26</b>	<b>22.03</b>	<b>21.94</b>	<b>21.82</b>
4 Txslots	24.31	24.30	24.29	26.2	-3.01	21.30	21.29	21.28
PCS1900 EGPRS (GMSK)	Measured Power (dBm)				calculation	Averaged Power (dBm)		
	810	661	512			810	661	512
1 Txslot	29.24	29.46	29.17	30	-9.03	20.21	20.43	20.14
2 Txslots	27.65	27.73	27.42	28.5	-6.02	21.63	21.71	21.40
<b>3Txslots</b>	<b>26.53</b>	<b>26.09</b>	<b>26.09</b>	<b>27.8</b>	<b>-4.26</b>	<b>22.27</b>	<b>21.83</b>	<b>21.83</b>
4 Txslots	24.81	24.41	24.49	26.2	-3.01	21.80	21.40	21.48
PCS1900 EGPRS (8PSK)	Measured Power (dBm)				calculation	Averaged Power (dBm)		
	810	661	512			810	661	512
1 Txslot	25.68	25.66	25.43	26.70	-9.03	16.65	16.63	16.40
2 Txslots	24.83	24.70	24.37	25.70	-6.02	18.81	18.68	18.35
3Txslots	23.30	23.09	22.83	24.70	-4.26	19.04	18.83	18.57
4 Txslots	21.85	21.70	21.77	23.70	-3.01	18.84	18.69	18.76

## NOTES:

1) Division Factors

To average the power, the division factor is as follows:

1TX-slot = 1 transmit time slot out of 8 time slots=&gt; conducted power divided by (8/1) =&gt; -9.03dB

2TX-slots = 2 transmit time slots out of 8 time slots=&gt; conducted power divided by (8/2) =&gt; -6.02dB

3TX-slots = 3 transmit time slots out of 8 time slots=&gt; conducted power divided by (8/3) =&gt; -4.26dB

4TX-slots = 4 transmit time slots out of 8 time slots=&gt; conducted power divided by (8/4) =&gt; -3.01dB

**According to the conducted power as above, the body measurements are performed with 3Txslots for GSM850 and GSM1900.**

**Table 11.1-4: The conducted power measurement results for Level B2**

GSM 850 Speech (GMSK)	Measured Power (dBm)			Tune up	calculation	Averaged Power (dBm)		
	251	190	128			251	190	128
1 Txslot	33.08	32.90	32.30	33.30	/	/	/	/
GSM 850 GPRS (GMSK)	Measured Power (dBm)				calculation	Averaged Power (dBm)		
	251	190	128			251	190	128

1 Txslot	32.59	32.49	32.09	33.3	-9.03	23.56	23.46	23.06
2 Txslots	30.33	30.11	30.02	31	-6.02	24.31	24.09	24.00
<b>3Txslots</b>	<b>29.96</b>	<b>29.93</b>	<b>29.55</b>	<b>30.3</b>	<b>-4.26</b>	<b>25.70</b>	<b>25.67</b>	<b>25.29</b>
4 Txslots	28.59	28.46	28.05	28.8	-3.01	25.58	25.45	25.04
GSM 850 EGPRS (GMSK)	Measured Power (dBm)				calculation	Averaged Power (dBm)		
	251	190	128			251	190	128
1 Txslot	32.75	32.49	32.18	33.3	-9.03	23.72	23.46	23.15
2 Txslots	30.63	30.09	30.09	31	-6.02	24.61	24.07	24.07
<b>3Txslots</b>	<b>29.96</b>	<b>29.91</b>	<b>29.59</b>	<b>30.3</b>	<b>-4.26</b>	<b>25.70</b>	<b>25.65</b>	<b>25.33</b>
4 Txslots	28.59	28.43	28.08	28.8	-3.01	25.58	25.42	25.07
GSM 850 EGPRS (8PSK)	Measured Power (dBm)				calculation	Averaged Power (dBm)		
	251	190	128			251	190	128
1 Txslot	26.99	27.73	26.41	28.3	-9.03	17.96	18.70	17.38
2 Txslots	26.57	26.61	25.88	27.3	-6.02	20.55	20.59	19.86
3Txslots	26.43	26.47	25.73	26.8	-4.26	22.17	22.21	21.47
4 Txslots	24.67	24.72	24.50	25.3	-3.01	21.66	21.71	21.49
PCS1900 Speech (GMSK)	Measured Power (dBm)			Tune up	calculation	Averaged Power (dBm)		
	810	661	512			810	661	512
1 Txslot	30.29	29.99	30.09	30.8	/	/	/	/
PCS1900 GPRS (GMSK)	Measured Power (dBm)				calculation	Averaged Power (dBm)		
	810	661	512			810	661	512
1 Txslot	30.10	29.75	29.87	30.8	-9.03	21.07	20.72	20.84
2 Txslots	28.64	28.59	28.43	28.8	-6.02	22.62	22.57	22.41
<b>3Txslots</b>	<b>27.57</b>	<b>27.63</b>	<b>27.57</b>	<b>27.8</b>	<b>-4.26</b>	<b>23.31</b>	<b>23.37</b>	<b>23.31</b>
4 Txslots	25.46	26.23	26.11	26.5	-3.01	22.45	23.22	23.10
PCS1900 EGPRS (GMSK)	Measured Power (dBm)				calculation	Averaged Power (dBm)		
	810	661	512			810	661	512
1 Txslot	30.09	29.76	29.86	30.8	-9.03	21.06	20.73	20.83
2 Txslots	28.64	28.59	28.41	28.8	-6.02	22.62	22.57	22.39
<b>3Txslots</b>	<b>27.58</b>	<b>27.63</b>	<b>27.55</b>	<b>27.8</b>	<b>-4.26</b>	<b>23.32</b>	<b>23.37</b>	<b>23.29</b>
4 Txslots	25.45	26.23	26.10	26.5	-3.01	22.44	23.22	23.09
PCS1900 EGPRS (8PSK)	Measured Power (dBm)				calculation	Averaged Power (dBm)		
	810	661	512			810	661	512
1 Txslot	26.19	26.65	26.08	27.3	-9.03	17.16	17.62	17.05
2 Txslots	25.48	25.78	25.73	26.3	-6.02	19.46	19.76	19.71
3Txslots	24.35	24.65	24.39	25	-4.26	20.09	20.39	20.13
4 Txslots	23.57	23.70	23.03	24	-3.01	20.56	20.69	20.02

## NOTES:

## 1) Division Factors

To average the power, the division factor is as follows:

1TX-slot = 1 transmit time slot out of 8 time slots=> conducted power divided by (8/1) => -9.03dB

2TX-slots = 2 transmit time slots out of 8 time slots=> conducted power divided by (8/2) => -6.02dB

3TX-slots = 3 transmit time slots out of 8 time slots=> conducted power divided by (8/3) => -4.26dB

4TX-slots = 4 transmit time slots out of 8 time slots=> conducted power divided by (8/4) => -3.01dB

**According to the conducted power as above, the body measurements are performed with 3Txslots for GSM850 and GSM1900.**

**Table 11.1-5: The conducted power measurement results for Level C2**

PCS1900 GPRS (GMSK)	Measured Power (dBm)				calculation	Averaged Power (dBm)		
	810	661	512			810	661	512
1 Txslot	30.01	30.33	30.04	30.8	-9.03	20.98	21.30	21.01
2 Txslots	28.55	28.49	28.16	28.8	-6.02	22.53	22.47	22.14
<b>3Txslots</b>	<b>26.80</b>	<b>26.72</b>	<b>26.40</b>	<b>27.1</b>	<b>-4.26</b>	<b>22.54</b>	<b>22.46</b>	<b>22.14</b>
4 Txslots	25.17	25.15	24.75	25.8	-3.01	22.16	22.14	21.74
PCS1900 EGPRS (GMSK)	Measured Power (dBm)				calculation	Averaged Power (dBm)		
	810	661	512			810	661	512
1 Txslot	30.27	30.27	29.48	30.8	-9.03	21.24	21.24	20.45
2 Txslots	28.49	28.43	28.11	28.8	-6.02	22.47	22.41	22.09
<b>3Txslots</b>	<b>26.70</b>	<b>26.78</b>	<b>27.10</b>	<b>27.1</b>	<b>-4.26</b>	<b>22.44</b>	<b>22.52</b>	<b>22.94</b>
4 Txslots	25.48	25.44	25.15	25.8	-3.01	22.47	22.43	22.14
PCS1900 EGPRS (8PSK)	Measured Power (dBm)				calculation	Averaged Power (dBm)		
	810	661	512			810	661	512
1 Txslot	26.82	26.43	26.52	27.3	-9.03	17.79	17.40	17.49
2 Txslots	25.53	25.45	25.23	26.3	-6.02	19.51	19.43	19.21
3Txslots	23.93	23.98	23.92	24.3	-4.26	19.67	25.72	19.66
4 Txslots	22.98	22.97	22.93	23.3	-3.01	19.97	19.96	19.92

NOTES:

1) Division Factors

To average the power, the division factor is as follows:

1TX-slot = 1 transmit time slot out of 8 time slots=> conducted power divided by (8/1) => -9.03dB

2TX-slots = 2 transmit time slots out of 8 time slots=> conducted power divided by (8/2) => -6.02dB

3TX-slots = 3 transmit time slots out of 8 time slots=> conducted power divided by (8/3) => -4.26dB

4TX-slots = 4 transmit time slots out of 8 time slots=> conducted power divided by (8/4) => -3.01dB

**According to the conducted power as above, the body measurements are performed with 3Txslots for GSM1900.**



## 11.2 WCDMA Measurement result

**Table 11.2-1: The conducted Power for WCDMA Level A1**

WCDMA850	FDDV result (dBm)			TUNE UP
	4233/4458 (846.6MHz)	4183/4408 (836.6MHz)	4132/4357 (826.4MHz)	
	21.03	21.01	21.03	21.3
HSUPA	19.91	19.99	19.93	20.30
	17.79	17.78	17.90	19.00
	18.8	18.78	18.76	19.00
	17.47	17.52	17.65	19.00
	19.77	19.71	19.64	20.00
HSPA+(16QAM)	18.12	18.81	18.91	19.40
DC-HSDPA	18.98	19.07	18.82	20.10
	18.97	19.03	18.81	20.10
	18.55	18.56	18.32	19.60
	18.53	18.57	18.31	19.60
WCDMA1900	FDDII result (dBm)			
	0.96 (1907.6MHz)	9400/9800 (1880MHz)	9262/9662 (1852.4MHz)	
	15.35	15.30	15.31	15.8
HSUPA	14.06	14.10	14.09	14.30
	12.19	12.11	12.03	13.30
	13.16	13.18	13.10	13.30
	12.07	12.02	12.01	13.30
	14.07	14.03	14.04	14.30
HSPA+(16QAM)	12.41	12.38	13.19	13.30
DC-HSDPA	13.18	13.17	13.21	14.8
	13.21	13.20	13.23	14.8
	12.71	12.73	12.74	14.3
	12.69	12.71	12.73	14.3
WCDMA1700	FDDIV result (dBm)			
	1513/1738 (1752.6MHz)	1412/1637 (1732.4MHz)	1312/1537 (1712.4MHz)	
	14.60	14.48	14.55	15.6
HSUPA	13.57	13.59	13.55	14.30
	11.62	11.68	11.57	13.30
	12.49	12.51	12.69	13.30
	11.59	11.56	11.63	13.30
	13.56	13.58	13.49	14.30
HSPA+(16QAM)	11.61	12.58	11.39	12.80
DC-HSDPA	12.68	12.70	12.78	14.6
	12.65	12.71	12.81	14.6
	12.21	12.29	12.31	14.1
	12.2	12.25	12.29	14.1

**Table 11.2-2: The conducted Power for WCDMA Level B1**

WCDMA850	FDDV result (dBm)			tuneup
	4233/4458 (846.6MHz)	4183/4408 (836.6MHz)	4132/4357 (826.4MHz)	
	23.04	23.33	23.04	24.1
HSUPA	20.95	22.05	21.11	22.8
	18.23	18.41	18.12	20.8
	19.89	21.03	20.13	21.3
	17.54	18.07	17.63	18.8
	20.92	22.22	21.27	22.8
HSPA+(16QAM)	21.12	21.74	21.73	22.2
DC-HSDPA	21.15	21.49	21.28	23.10
	21.32	22.23	21.26	23.10
	20.63	20.66	20.66	22.60
	20.6	21.48	20.64	22.60
WCDMA1900	FDDII result (dBm)			tuneup
	9538/9938 (1907.6MHz)	9400/9800 (1880MHz)	9262/9662 (1852.4MHz)	
	23.61	23.52	23.68	24.3
HSUPA	22.63	22.54	22.61	22.8
	20.61	20.59	20.55	21.8
	21.51	21.49	21.43	21.8
	20.69	20.61	20.54	21.8
	22.59	22.51	22.49	22.8
HSPA+(16QAM)	21.24	21.03	20.89	21.3
DC-HSDPA	22.6	22.58	22.54	23.30
	21.68	21.69	21.73	23.30
	21.19	21.20	21.25	22.80
	21.17	21.15	21.21	22.80
WCDMA1700	FDDIV result (dBm)			tuneup
	1513/1738 (1752.6MHz)	1412/1637 (1732.4MHz)	1312/1537 (1712.4MHz)	
	23.08	23.13	23.19	24.1
HSUPA	22.08	22.09	22.12	22.8
	20.07	20.04	20.06	21.8
	21.17	21.12	21.15	21.8
	20.09	20.05	20.12	21.8
	22.03	22.05	22.09	22.8
HSPA+(16QAM)	19.25	20.15	20.28	20.3
DC-HSDPA	22.03	21.99	22.09	23.10
	21.17	21.11	21.21	23.10
	20.65	20.68	20.75	22.60
	20.69	20.63	20.73	22.60

Table 11.2-3: The conducted Power for WCDMA Level C1

WCDMA850	FDDV result (dBm)			TUNEUP
	4233/4458	4183/4408	4132/4357	
	(846.6MHz)	(836.6MHz)	(826.4MHz)	
	21.42	21.35	21.15	21.6
HSUPA	20.39	20.31	20.22	20.7
	17.72	18.29	18.16	18.3
	19.39	19.27	19.25	19.8
	17.4	18.09	17.78	19.3
	20.45	20.49	20.29	20.5
<b>HSPA+(16QAM)</b>	21.23	21.24	21.78	22.3
DC-HSDPA	19.47	19.53	19.33	20.6
	19.46	19.55	19.31	20.6
	18.98	19.15	18.82	20.1
	19.97	19.06	18.78	20.1
WCDMA1900	FDDII result (dBm)			TUNEUP
	9538/9938	9400/9800	9262/9662	
	(1907.6MHz)	(1880MHz)	(1852.4MHz)	
	18.47	18.48	18.36	19.3
HSUPA	17.62	17.57	17.50	17.8
	15.55	15.52	15.48	16.8
	16.65	16.52	16.51	16.8
	15.54	15.50	15.44	16.8
	17.57	17.55	17.48	17.8
<b>HSPA+(16QAM)</b>	16.52	16.78	16.23	17.3
DC-HSDPA	16.67	16.70	16.73	18.30
	16.66	16.69	16.71	18.30
	16.17	16.20	16.25	17.80
	16.16	16.18	16.22	17.80
WCDMA1700	FDDIV result (dBm)			TUNEUP
	1513/1738	1412/1637	1312/1537	
	(1752.6MHz)	(1732.4MHz)	(1712.4MHz)	
	18.03	18.04	18.06	19.1
HSUPA	17.08	17.03	17.06	17.8
	15.04	15.02	15.03	16.8
	16.06	15.93	16.08	16.8
	15.01	14.97	14.98	15.8
	17.06	17.01	17.02	17.8
<b>HSPA+(16QAM)</b>	14.34	15.13	15.73	16.1
DC-HSDPA	16.14	16.16	16.22	18.10
	16.13	16.17	16.20	18.10
	15.71	15.67	15.78	17.60
	15.69	15.65	15.76	17.60

**Table 11.2-4: The conducted Power for WCDMA Level B2**

WCDMA850	FDDV result (dBm)			TUNEUP
	4233/4458 (846.6MHz)	4183/4408 (836.6MHz)	4132/4357 (826.4MHz)	
	23.06	23.31	23.03	24.10
HSUPA	21.54	21.86	21.45	22.8
	18.9	18.84	18.46	20.8
	19.64	20.61	20.29	20.8
	18.6	18.45	18.26	18.8
	20.63	21.82	21.38	22.8
<b>HSPA+(16QAM)</b>	<b>21.83</b>	<b>21.38</b>	<b>21.77</b>	<b>22.2</b>
DC-HSDPA	21.62	21.40	21.20	23.10
	21.12	21.19	21.25	23.10
	20.67	20.62	20.63	22.60
	20.81	20.72	20.87	22.60
WCDMA1900	FDDII result (dBm)			TUNEUP
	9538/9938 (1907.6MHz)	9400/9800 (1880MHz)	9262/9662 (1852.4MHz)	
	24.26	24.36	24.44	<b>24.6</b>
HSUPA	23.37	23.46	23.54	23.8
	21.25	21.45	21.49	22.8
	22.35	22.45	22.42	22.8
	21.24	21.42	21.45	22.8
	23.32	23.38	23.41	23.8
<b>HSPA+(16QAM)</b>	<b>20.93</b>	<b>20.78</b>	<b>20.71</b>	<b>21.6</b>
DC-HSDPA	23.31	23.40	23.48	23.60
	23.01	23.03	23.04	23.60
	22.84	22.93	22.99	23.10
	22.82	22.91	22.98	23.10
WCDMA1700	FDDIV result (dBm)			TUNEUP
	1513/1738 (1752.6MHz)	1412/1637 (1732.4MHz)	1312/1537 (1712.4MHz)	
	23.74	23.66	23.75	24.1
HSUPA	22.74	22.69	22.76	23.1
	20.75	20.67	20.86	22.1
	21.74	21.69	21.82	22.1
	20.73	20.65	20.80	22.1
	22.72	22.65	22.71	23.1
<b>HSPA+(16QAM)</b>	<b>19.23</b>	<b>19.53</b>	<b>20.05</b>	<b>20.6</b>
DC-HSDPA	22.69	22.64	22.79	23.40
	22.68	22.65	22.77	23.40
	22.21	22.17	22.31	22.90
	22.2	22.16	22.29	22.90

**Table 11.2-5: The conducted Power for WCDMA Level C2**

WCDMA1900	FDDII result (dBm)			TUNEUP
	9538/9938	9400/9800	9262/9662	
	(1907.6MHz)	(1880MHz)	(1852.4MHz)	
	20.24	20.25	20.27	20.60
HSUPA	19.32	19.43	19.53	19.80
	17.42	17.45	17.55	18.80
	18.34	18.36	18.43	18.80
	17.31	17.41	17.47	18.80
	19.29	19.40	19.42	19.80
HSPA+(16QAM)	18.65	18.42	18.32	19.10
DC-HSDPA	19.37	19.45	19.52	19.30
	19.33	19.43	19.51	19.30
	18.83	18.93	19.02	18.80
	18.84	18.95	19.01	18.80
WCDMA1700	FDDIV result (dBm)			TUNEUP
	1513/1738	1412/1637	1312/1537	
	(1752.6MHz)	(1732.4MHz)	(1712.4MHz)	
	19.76	19.95	19.96	20.10
HSUPA	18.75	18.66	18.79	19.10
	16.79	16.69	16.74	18.10
	17.78	17.65	17.81	18.10
	16.78	16.68	16.82	18.10
	18.76	18.67	18.78	19.10
HSPA+(16QAM)	17.78	17.11	17.79	18.30
DC-HSDPA	18.73	18.68	18.79	19.10
	18.71	18.67	18.80	19.10
	18.24	18.18	18.32	18.60
	18.22	18.19	18.29	18.60

### 11.3 CDMA Measurement result

**Table 11.3-1: The conducted Power for CDMA Level A1**

CDMA BC0	Conducted Power (dBm)			TUNE UP
	777 (848.31MHz)	384 (836.52MHz)	1013 (824.7MHz)	
SO55/RC3	21.02	21.11	21.05	21.60
SO55/RC1	21.01	21.07	21.02	21.60
CDMA BC1	Conducted Power (dBm)			
	1175 (1908.75MHz)	600 (1880MHz)	25 (1851.25MHz)	
SO55/RC3	15.96	15.98	15.84	16.50
SO55/RC1	15.97	15.96	15.83	16.50
CDMA BC10	Conducted Power (dBm)			
	684 (823.1MHz)	580 (820.5MHz)	476(817.9MHz)	
SO55/RC3	22.06	22.05	22.14	22.40
SO55/RC1	21.99	22.02	22.11	22.40

**Table 11.3-2: The conducted Power for CDMA Level C1**

CDMA BC0	Conducted Power (dBm)			TUNE UP
	777 (848.31MHz)	384 (836.52MHz)	1013 (824.7MHz)	
SO32/RC3(FCH only)	22.38	22.09	22.05	22.60
SO32/RC3(FCH+SCH <sub>n</sub> )	20.39	22.35	21.55	22.60
CDMA BC1	Conducted Power (dBm)			
	1175 (1908.75MHz)	600 (1880MHz)	25 (1851.25MHz)	
SO32/RC3(FCH only)	23.49	23.22	23.41	23.80
SO32/RC3(FCH+SCH <sub>n</sub> )	23.53	23.21	23.42	23.80
CDMA BC10	Conducted Power (dBm)			
	684 (823.1MHz)	580 (820.5MHz)	476(817.9MHz)	
SO32/RC3(FCH only)	21.37	21.40	21.21	21.80
SO32/RC3(FCH+SCH <sub>n</sub> )	21.38	21.51	21.21	21.80

**Table 11.3-3: The conducted Power for CDMA Level B1**

CDMA BC0	Conducted Power (dBm)			TUNEUP
	777 (848.31MHz)	384 (836.52MHz)	1013 (824.7MHz)	
SO32/RC3(FCH only)	24.48	24.53	24.29	24.6
SO32/RC3(FCH+SCH <sub>n</sub> )	24.06	24.56	24.17	24.6
CDMA BC1	Conducted Power (dBm)			
	1175 (1908.75MHz)	600 (1880MHz)	25 (1851.25MHz)	
SO32/RC3(FCH only)	23.55	23.35	23.47	24
SO32/RC3(FCH+SCH <sub>n</sub> )	23.58	23.35	23.47	24
CDMA BC10	Conducted Power (dBm)			
	684 (823.1MHz)	580 (820.5MHz)	476(817.9MHz)	
SO32/RC3(FCH only)	24.07	24.14	24.35	24.4
SO32/RC3(FCH+SCH <sub>n</sub> )	24.03	24.11	24.32	24.4

**Table 11.3-4: The conducted Power for CDMA Level B2**

CDMA BC0	Conducted Power (dBm)			TUNE UP
	777 (848.31MHz)	384 (836.52MHz)	1013 (824.7MHz)	
SO55/RC3	24.18	24.19	24.13	24.8
SO55/RC1	22.59	24.23	23.82	24.8
SO32/RC3(FCH only)	24.21	24.20	24.05	24.8
SO32/RC3(FCH+SCH <sub>n</sub> )	22.64	24.26	23.87	24.8
CDMA BC1	Conducted Power (dBm)			
	1175 (1908.75MHz)	600 (1880MHz)	25 (1851.25MHz)	
SO55/RC3	23.79	23.42	23.37	24.3
SO55/RC1	23.36	23.47	23.70	24.3
SO32/RC3(FCH only)	26.56	23.63	23.80	24.3
SO32/RC3(FCH+SCH <sub>n</sub> )	23.88	23.32	22.99	24.3
CDMA BC10	Conducted Power (dBm)			
	684 (823.1MHz)	580 (820.5MHz)	476(817.9MHz)	
SO55/RC3	23.79	23.71	23.69	24.8
SO55/RC1	23.78	23.69	23.67	24.8
SO32/RC3(FCH only)	23.80	23.72	23.70	24.8
SO32/RC3(FCH+SCH <sub>n</sub> )	23.80	23.71	23.69	24.8

**Table 11.3-5: The conducted Power for CDMA Level C2**

CDMA BC0	Conducted Power (dBm)			TUNEUP
	777 (848.31MHz)	384 (836.52MHz)	1013 (824.7MHz)	
SO32/RC3(FCH only)	23.19	23.06	23.03	23.6
SO32/RC3(FCH+SCH <sub>n</sub> )	21.15	22.72	22.91	23.6
CDMA BC1	Conducted Power (dBm)			
	1175 (1908.75MHz)	600 (1880MHz)	25 (1851.25MHz)	
SO32/RC3(FCH only)	20.50	20.69	20.70	20.8
SO32/RC3(FCH+SCH <sub>n</sub> )	21.15	20.50	19.87	20.8
CDMA BC10	Conducted Power (dBm)			
	684 (823.1MHz)	580 (820.5MHz)	476(817.9MHz)	
SO32/RC3(FCH only)	23.08	23.01	23.07	23.4
SO32/RC3(FCH+SCH <sub>n</sub> )	22.88	22.90	23.07	23.4

### 11.3 LTE Measurement result

	B1	A1	C1	B2	C2
	Max power	Max power	Max power	Max power	Max power
FDD 7	23.8	17.8	20.8	24.3	20.3
FDD 12	24.3	20.8	20.3	24.3	24.3
FDD 13	24.3	21.3	21.3	24.3	24.3
FDD 14	24.3	21.3	21.3	24.3	24.3
FDD 25	24	17	20	24.3	20.8
FDD 26	24.3	18.8	19.8	24.3	24.3
FDD 66	24.1	15.6	19.6	24.4	20.9
FDD 71	24.4	22.9	20.4	24.4	24.4
TDD 38	23.8	18.8	22.8	24.3	19.8
TDD 40	23.8	18.8	22.8	24.3	19.8
TDD 41	23.8	18.8	23.8	24.3	23.3
TDD 41(HPUE)	26.8	20.8	24.3	27.3	22.3
TDD 48	24.3	15.3	23.3	/	/



# UAT

LTEband7 B1

Bandwidth (MHz)	RB allocation	Frequency (MHz)	Actual output power (dBm)			
	RB offset		QPSK	16QAM	64QAM	
5MHz	1RB-High (24)	2567.5 (21425)	23.31	23.25	22.01	
		2535 (21100)	23.35	23.34	21.91	
		2502.5 (20775)	23.17	23.47	21.85	
	1RB-Middle (12)	2567.5 (21425)	23.29	23.15	22.16	
		2535 (21100)	23.24	23.44	21.96	
		2502.5 (20775)	23.21	23.31	22.06	
	1RB-Low (0)	2567.5 (21425)	23.30	23.18	22.09	
		2535 (21100)	23.46	23.47	22.03	
		2502.5 (20775)	23.33	23.19	21.98	
	12RB-High (13)	2567.5 (21425)	22.34	22.67	21.90	
		2535 (21100)	22.26	22.03	21.90	
		2502.5 (20775)	22.20	22.06	21.93	
	12RB-Middle (6)	2567.5 (21425)	22.48	22.66	22.18	
		2535 (21100)	22.63	22.62	22.29	
		2502.5 (20775)	22.32	22.15	22.19	
	12RB-Low (0)	2567.5 (21425)	22.33	22.05	22.08	
		2535 (21100)	22.07	22.56	22.17	
		2502.5 (20775)	22.04	22.18	22.04	
	25RB (0)	2567.5 (21425)	22.46	22.09	22.33	
		2535 (21100)	22.63	22.43	22.34	
		2502.5 (20775)	22.06	22.29	22.10	
	10MHz	1RB-High (49)	2565 (21400)	23.25	23.04	21.98
			2535 (21100)	23.43	23.45	21.86
			2505 (20800)	23.05	23.43	21.89
1RB-Middle (24)		2565 (21400)	23.42	23.41	22.19	
		2535 (21100)	23.44	23.11	22.22	
		2505 (20800)	23.07	23.22	22.00	
1RB-Low (0)		2565 (21400)	23.10	23.37	22.12	
		2535 (21100)	23.20	23.11	21.99	
		2505 (20800)	23.10	23.44	21.88	
25RB-High (25)		2565 (21400)	22.22	22.25	21.97	
		2535 (21100)	22.26	22.22	22.05	
		2505 (20800)	22.09	22.52	22.06	
25RB-Middle (12)		2565 (21400)	22.55	22.19	21.85	
		2535 (21100)	22.37	22.27	21.86	
		2505 (20800)	22.49	22.22	21.83	
25RB-Low (0)		2565 (21400)	22.64	22.26	21.82	
		2535 (21100)	22.10	22.42	22.11	
		2505 (20800)	22.35	22.17	22.15	
50RB (0)		2565 (21400)	22.61	22.47	21.89	
		2535 (21100)	22.04	22.40	22.14	
		2505 (20800)	22.40	22.29	21.89	

15MHz	1RB-High (74)	2562.5 (21375)	23.41	23.35	22.15	
		2535 (21100)	23.03	23.04	22.23	
		2507.5 (20825)	23.11	23.27	21.99	
	1RB-Middle (37)	2562.5 (21375)	23.30	23.27	21.99	
		2535 (21100)	23.25	23.36	21.95	
		2507.5 (20825)	23.37	23.36	22.23	
	1RB-Low (0)	2562.5 (21375)	23.03	23.11	21.89	
		2535 (21100)	23.34	23.47	22.06	
		2507.5 (20825)	23.41	23.19	22.19	
	36RB-High (38)	2562.5 (21375)	22.53	22.06	22.19	
		2535 (21100)	22.35	22.11	22.03	
		2507.5 (20825)	22.42	22.67	22.12	
	36RB-Middle (19)	2562.5 (21375)	22.56	22.54	22.09	
		2535 (21100)	22.51	22.60	21.98	
		2507.5 (20825)	22.05	22.20	22.17	
	36RB-Low (0)	2562.5 (21375)	22.19	22.27	21.85	
		2535 (21100)	22.57	22.46	22.15	
		2507.5 (20825)	22.66	22.11	21.83	
	75RB (0)	2562.5 (21375)	22.11	22.03	21.83	
		2535 (21100)	22.22	22.51	22.09	
		2507.5 (20825)	22.44	22.11	22.07	
	20MHz	1RB-High (99)	2560 (21350)	23.27	23.40	21.88
			2535 (21100)	23.45	23.19	22.15
			2510 (20850)	23.08	23.08	22.14
		1RB-Middle (50)	2560 (21350)	23.27	23.05	22.16
			2535 (21100)	23.50	23.25	22.26
			2510 (20850)	23.50	23.17	22.00
1RB-Low (0)		2560 (21350)	23.35	23.37	21.91	
		2535 (21100)	23.60	23.17	22.01	
		2510 (20850)	23.13	23.13	22.13	
50RB-High (50)		2560 (21350)	22.17	22.19	22.04	
		2535 (21100)	22.38	22.08	21.97	
		2510 (20850)	22.16	22.38	22.00	
50RB-Middle (25)		2560 (21350)	22.15	22.62	22.16	
		2535 (21100)	22.48	22.28	22.16	
		2510 (20850)	22.77	22.15	21.85	
50RB-Low (0)		2560 (21350)	22.34	22.04	22.06	
		2535 (21100)	22.73	22.29	22.12	
		2510 (20850)	22.06	22.28	22.05	
100RB (0)		2560 (21350)	22.03	22.26	21.92	
		2535 (21100)	22.57	22.21	21.84	
		2510 (20850)	22.03	22.36	21.99	

## LTEband7 A1

5MHz	1RB-High (24)	2567.5 (21425)	16.44	16.32	16.24
		2535 (21100)	15.91	15.93	16.11
		2502.5 (20775)	17.16	16.96	16.95
	1RB-Middle (12)	2567.5 (21425)	16.52	16.55	16.31
		2535 (21100)	16.47	16.05	16.26
		2502.5 (20775)	17.26	16.84	17.04
	1RB-Low (0)	2567.5 (21425)	16.21	16.06	16.01
		2535 (21100)	16.16	16.14	15.97
		2502.5 (20775)	17.22	16.91	17.01
	12RB-High (13)	2567.5 (21425)	16.76	16.23	16.56
		2535 (21100)	16.31	16.18	16.11
		2502.5 (20775)	17.15	16.55	16.94
	12RB-Middle (6)	2567.5 (21425)	16.69	16.14	16.49
		2535 (21100)	16.46	15.91	16.26
		2502.5 (20775)	17.19	16.64	16.98
	12RB-Low (0)	2567.5 (21425)	16.51	15.96	16.30
		2535 (21100)	16.28	16.15	16.08
		2502.5 (20775)	17.08	16.50	16.87
	25RB (0)	2567.5 (21425)	16.56	16.00	16.36
		2535 (21100)	16.36	16.20	16.16
		2502.5 (20775)	17.11	16.55	16.90
10MHz	1RB-High (49)	2565 (21400)	16.01	16.62	16.29
		2535 (21100)	15.89	15.82	16.16
		2505 (20800)	16.71	17.16	17.00
	1RB-Middle (24)	2565 (21400)	16.08	16.86	16.37
		2535 (21100)	16.03	16.35	16.32
		2505 (20800)	16.80	17.05	17.10
	1RB-Low (0)	2565 (21400)	16.18	16.35	16.06
		2535 (21100)	16.14	16.03	16.02
		2505 (20800)	16.77	17.02	17.07
	25RB-High (25)	2565 (21400)	16.32	16.52	16.62
		2535 (21100)	15.88	16.08	16.16
		2505 (20800)	16.70	16.86	17.00
	25RB-Middle (12)	2565 (21400)	16.25	16.43	16.54
		2535 (21100)	16.03	16.20	16.32
		2505 (20800)	16.74	16.95	17.04
	25RB-Low (0)	2565 (21400)	16.07	16.25	16.36
		2535 (21100)	15.85	16.04	16.14
		2505 (20800)	16.63	16.80	16.93
	50RB (0)	2565 (21400)	16.13	16.30	16.42
		2535 (21100)	15.93	16.09	16.21
		2505 (20800)	16.66	16.85	16.96

15MHz	1RB-High (74)	2562.5 (21375)	15.88	15.86	16.11	
		2535 (21100)	16.16	15.89	15.99	
		2507.5 (20825)	16.58	16.49	16.82	
	1RB-Middle (37)	2562.5 (21375)	15.96	16.09	16.19	
		2535 (21100)	15.91	16.00	16.14	
		2507.5 (20825)	16.67	16.38	16.91	
	1RB-Low (0)	2562.5 (21375)	16.06	16.01	15.88	
		2535 (21100)	16.01	16.10	15.84	
		2507.5 (20825)	16.64	16.44	16.88	
	36RB-High (38)	2562.5 (21375)	16.20	16.17	16.43	
		2535 (21100)	16.15	16.14	15.98	
		2507.5 (20825)	16.57	16.09	16.81	
	36RB-Middle (19)	2562.5 (21375)	16.13	16.08	16.36	
		2535 (21100)	15.90	15.86	16.14	
		2507.5 (20825)	16.61	16.18	16.85	
	36RB-Low (0)	2562.5 (21375)	15.95	15.91	16.18	
		2535 (21100)	16.13	16.11	15.96	
		2507.5 (20825)	16.50	16.04	16.74	
	75RB (0)	2562.5 (21375)	16.00	15.96	16.23	
		2535 (21100)	15.80	16.16	16.03	
		2507.5 (20825)	16.53	16.09	16.77	
	20MHz	1RB-High (99)	2560 (21350)	17.09	17.06	16.50
			2535 (21100)	17.00	17.04	15.97
			2510 (20850)	17.48	17.05	17.22
		1RB-Middle (50)	2560 (21350)	16.81	17.01	16.57
			2535 (21100)	16.97	17.05	16.52
			2510 (20850)	17.11	16.93	17.32
1RB-Low (0)		2560 (21350)	16.83	16.94	16.26	
		2535 (21100)	17.03	16.96	16.22	
		2510 (20850)	17.08	16.95	17.28	
50RB-High (50)		2560 (21350)	16.79	16.81	16.82	
		2535 (21100)	16.93	16.98	16.37	
		2510 (20850)	17.14	17.14	17.21	
50RB-Middle (25)		2560 (21350)	16.98	17.01	16.75	
		2535 (21100)	17.10	17.11	16.52	
		2510 (20850)	17.22	17.18	17.26	
50RB-Low (0)		2560 (21350)	16.85	16.86	16.57	
		2535 (21100)	17.06	17.08	16.34	
		2510 (20850)	17.05	17.08	17.14	
100RB (0)		2560 (21350)	16.88	16.88	16.62	
		2535 (21100)	17.01	17.01	16.42	
		2510 (20850)	17.12	17.13	17.12	

## LTEband7 C1

Bandwidth (MHz)	RB allocation	Frequency (MHz)	Actual output power (dBm)		
	RB offset		QPSK	16QAM	64QAM
5MHz	1RB-High (24)	2567.5 (21425)	19.08	19.82	19.63
		2535 (21100)	19.10	19.90	19.72
		2502.5 (20775)	19.34	19.92	19.73
	1RB-Middle (12)	2567.5 (21425)	19.12	19.86	19.68
		2535 (21100)	19.23	19.99	19.80
		2502.5 (20775)	19.27	19.91	19.72
	1RB-Low (0)	2567.5 (21425)	19.09	19.87	19.68
		2535 (21100)	19.31	20.03	19.84
		2502.5 (20775)	19.25	19.91	19.73
	12RB-High (13)	2567.5 (21425)	19.04	19.19	19.01
		2535 (21100)	19.22	19.40	19.22
		2502.5 (20775)	19.42	19.50	19.31
	12RB-Middle (6)	2567.5 (21425)	19.25	19.40	19.22
		2535 (21100)	19.37	19.52	19.33
		2502.5 (20775)	19.46	19.55	19.37
	12RB-Low (0)	2567.5 (21425)	19.10	19.29	19.11
		2535 (21100)	19.27	19.46	19.27
		2502.5 (20775)	19.32	19.42	19.24
	25RB (0)	2567.5 (21425)	19.13	19.30	19.12
		2535 (21100)	19.26	19.39	19.21
		2502.5 (20775)	19.39	19.52	19.33

10MHz	1RB-High (49)	2565 (21400)	19.92	19.31	19.11
		2535 (21100)	19.94	19.39	19.13
		2505 (20800)	20.19	19.41	19.37
	1RB-Middle (24)	2565 (21400)	19.96	19.36	19.14
		2535 (21100)	20.07	19.47	19.25
		2505 (20800)	20.12	19.40	19.30
	1RB-Low (0)	2565 (21400)	19.93	19.36	19.12
		2535 (21100)	20.15	19.51	19.33
		2505 (20800)	20.09	19.40	19.27
	25RB-High (25)	2565 (21400)	19.87	18.90	19.06
		2535 (21100)	20.07	18.90	19.25
		2505 (20800)	20.23	19.00	19.44
	25RB-Middle (12)	2565 (21400)	20.09	18.90	19.27
		2535 (21100)	20.22	19.02	19.40
		2505 (20800)	20.23	19.05	19.49
	25RB-Low (0)	2565 (21400)	19.94	18.92	19.13
		2535 (21100)	20.11	18.96	19.29
		2505 (20800)	20.16	18.92	19.34
	50RB (0)	2565 (21400)	19.97	18.80	19.16
		2535 (21100)	20.11	18.90	19.29
		2505 (20800)	20.24	19.02	19.41

15MHz	1RB-High (74)	2562.5 (21375)	19.28	19.82	19.16
		2535 (21100)	19.03	19.90	19.19
		2507.5 (20825)	19.06	19.92	19.43
	1RB-Middle (37)	2562.5 (21375)	19.29	19.86	19.20
		2535 (21100)	19.07	19.99	19.31
		2507.5 (20825)	19.18	19.91	19.36
	1RB-Low (0)	2562.5 (21375)	19.22	19.87	19.18
		2535 (21100)	19.05	20.03	19.39
		2507.5 (20825)	19.26	19.91	19.33
	36RB-High (38)	2562.5 (21375)	19.20	19.19	19.12
		2535 (21100)	18.99	19.40	19.31
		2507.5 (20825)	19.18	19.50	19.50
	36RB-Middle (19)	2562.5 (21375)	19.37	19.40	19.33
		2535 (21100)	19.20	19.52	19.46
		2507.5 (20825)	19.32	19.55	19.55
	36RB-Low (0)	2562.5 (21375)	19.41	19.29	19.18
		2535 (21100)	19.05	19.46	19.35
		2507.5 (20825)	19.22	19.42	19.40
75RB (0)	2562.5 (21375)	19.27	19.30	19.22	
	2535 (21100)	19.08	19.39	19.35	
	2507.5 (20825)	19.22	19.52	19.47	

20MHz	1RB-High (99)	2560 (21350)	19.87	20.13	19.85
		2535 (21100)	19.89	20.22	19.87
		2510 (20850)	20.24	20.23	20.12
	1RB-Middle (50)	2560 (21350)	19.91	20.18	19.89
		2535 (21100)	20.02	20.22	20.00
		2510 (20850)	20.07	20.22	20.05
	1RB-Low (0)	2560 (21350)	19.88	20.18	19.86
		2535 (21100)	20.10	20.21	20.08
		2510 (20850)	20.04	20.23	20.02
	50RB-High (50)	2560 (21350)	19.82	19.82	19.80
		2535 (21100)	20.01	20.04	19.99
		2510 (20850)	20.21	20.14	20.19
	50RB-Middle (25)	2560 (21350)	20.04	20.04	20.02
		2535 (21100)	20.10	20.16	20.15
		2510 (20850)	20.14	20.20	20.24
	50RB-Low (0)	2560 (21350)	19.89	19.92	19.87
		2535 (21100)	20.06	20.10	20.04
		2510 (20850)	20.11	20.06	20.09
100RB (0)	2560 (21350)	19.92	19.93	19.90	
	2535 (21100)	20.06	20.03	20.04	
	2510 (20850)	20.18	20.16	20.16	

LTE band12 B1

1.4MHz	1RB-High (5)	715.3	23.22	23.27	22.61
		707.5	23.19	22.86	22.39
		699.7	23.24	22.85	22.38
	1RB-Middle (3)	715.3	23.20	23.26	22.64
		707.5	23.21	22.80	22.33
		699.7	23.31	22.96	22.49
	1RB-Low (0)	715.3	23.36	23.25	22.67
		707.5	23.35	23.00	22.33
		699.7	23.23	22.96	22.49
	3RB-High (3)	715.3	22.78	22.36	22.30
		707.5	22.84	22.43	22.37
		699.7	22.79	22.38	22.32
	3RB-Middle (1)	715.3	22.92	22.47	22.41
		707.5	22.88	22.50	22.43
		699.7	22.91	22.45	22.38
	3RB-Low (0)	715.3	22.69	22.47	22.41
		707.5	22.73	22.33	22.46
		699.7	22.69	22.32	22.45
	6RB (0)	715.3	22.80	22.38	22.31
		707.5	22.81	22.37	22.31
		699.7	22.82	22.32	22.46
3MHz	1RB-High (14)	714.5	23.19	22.91	22.40
		707.5	23.16	22.49	22.38
		700.5	23.21	22.48	22.37
	1RB-Middle (7)	714.5	23.17	22.93	22.42
		707.5	23.18	22.43	22.32
		700.5	23.28	22.59	22.48
	1RB-Low (0)	714.5	23.33	22.96	22.45
		707.5	23.32	22.63	22.32
		700.5	23.20	22.59	22.48
	8RB-High (7)	714.5	22.75	22.41	22.50
		707.5	22.81	22.48	22.37
		700.5	22.76	22.43	22.32
	8RB-Middle (4)	714.5	22.89	22.31	22.40
		707.5	22.85	22.34	22.43
		700.5	22.88	22.49	22.38
	8RB-Low (0)	714.5	22.67	22.32	22.41
		707.5	22.70	22.37	22.46
		700.5	22.66	22.36	22.45
	15RB (0)	714.5	22.77	22.42	22.31
		707.5	22.78	22.42	22.31
		700.5	22.79	22.37	22.46

5MHz	1RB-High (24)	713.5	22.93	22.80	22.71	
		707.5	22.90	22.39	22.49	
		701.5	22.95	22.38	22.48	
	1RB-Middle (12)	713.5	22.91	22.83	22.74	
		707.5	22.92	22.33	22.43	
		701.5	23.02	22.49	22.39	
	1RB-Low (0)	713.5	23.07	22.86	22.77	
		707.5	23.06	22.53	22.43	
		701.5	22.94	22.49	22.39	
	12RB-High (13)	713.5	22.50	22.31	22.40	
		707.5	22.55	22.38	22.47	
		701.5	22.51	22.33	22.41	
	12RB-Middle (6)	713.5	22.63	22.42	22.30	
		707.5	22.59	22.44	22.33	
		701.5	22.62	22.39	22.48	
	12RB-Low (0)	713.5	22.41	22.42	22.31	
		707.5	22.44	22.48	22.36	
		701.5	22.40	22.46	22.35	
	25RB (0)	713.5	22.52	22.33	22.41	
		707.5	22.53	22.32	22.40	
		701.5	22.53	22.47	22.35	
	10MHz	1RB-High (49)	711 (23130)	23.35	23.28	22.74
			707.5 (23095)	23.52	22.86	22.32
			704 (23060)	23.37	22.85	22.31
		1RB-Middle (24)	711 (23130)	23.33	23.01	22.77
			707.5 (23095)	23.34	22.80	22.46
			704 (23060)	23.44	22.96	22.42
1RB-Low (0)		711 (23130)	23.49	23.04	22.80	
		707.5 (23095)	23.48	23.00	22.46	
		704 (23060)	23.36	22.96	22.42	
25RB-High (25)		711 (23130)	22.91	22.36	22.42	
		707.5 (23095)	22.97	22.43	22.49	
		704 (23060)	22.92	22.38	22.44	
25RB-Middle (12)		711 (23130)	23.05	22.47	22.33	
		707.5 (23095)	23.01	22.50	22.36	
		704 (23060)	23.09	22.45	22.31	
25RB-Low (0)		711 (23130)	22.82	22.47	22.33	
		707.5 (23095)	22.85	22.33	22.39	
		704 (23060)	22.81	22.32	22.38	
50RB (0)		711 (23130)	22.93	22.38	22.44	
		707.5 (23095)	22.94	22.37	22.43	
		704 (23060)	22.94	22.32	22.38	



## LTEband12 A1

Bandwidth (MHz)	RB allocation	Frequency (MHz)	Actual output power (dBm)			
	RB offset		QPSK	16QAM	64QAM	
1.4MHz	1RB-High (5)	715.3 (23173)	19.92	19.76	20.02	
		707.5 (23095)	19.95	20.15	20.05	
		699.7 (23017)	19.86	19.84	19.96	
	1RB-Middle (3)	715.3 (23173)	19.96	19.68	20.06	
		707.5 (23095)	19.92	20.14	20.02	
		699.7 (23017)	19.92	19.87	20.02	
	1RB-Low (0)	715.3 (23173)	19.97	19.83	20.07	
		707.5 (23095)	19.97	20.20	20.07	
		699.7 (23017)	19.97	19.99	20.07	
	3RB-High (3)	715.3 (23173)	19.97	19.83	20.07	
		707.5 (23095)	19.96	19.86	20.06	
		699.7 (23017)	19.97	19.93	20.07	
	3RB-Middle (1)	715.3 (23173)	20.12	19.96	20.22	
		707.5 (23095)	20.06	19.94	20.16	
		699.7 (23017)	20.09	20.01	20.19	
	3RB-Low (0)	715.3 (23173)	19.87	19.74	19.97	
		707.5 (23095)	19.90	19.77	20.00	
		699.7 (23017)	19.89	19.82	19.99	
	6RB (0)	715.3 (23173)	19.97	19.83	20.07	
		707.5 (23095)	20.00	19.87	20.10	
		699.7 (23017)	19.98	19.89	20.08	
	3MHz	1RB-High (14)	714.5 (23165)	20.02	19.65	20.21
			707.5 (23095)	20.05	20.03	20.24
			700.5 (23025)	19.96	19.73	20.15
		1RB-Middle (7)	714.5 (23165)	20.06	19.57	20.25
			707.5 (23095)	20.02	20.03	20.21
			700.5 (23025)	20.02	19.76	20.21
1RB-Low (0)		714.5 (23165)	20.07	19.72	20.26	
		707.5 (23095)	20.07	20.09	20.26	
		700.5 (23025)	20.07	19.88	20.26	
8RB-High (7)		714.5 (23165)	20.07	19.72	20.27	
		707.5 (23095)	20.06	19.75	20.26	
		700.5 (23025)	20.07	19.82	20.26	
8RB-Middle (4)		714.5 (23165)	20.23	19.85	20.42	
		707.5 (23095)	20.16	19.83	20.35	
		700.5 (23025)	20.19	19.90	20.39	
8RB-Low (0)		714.5 (23165)	19.97	19.63	20.16	
		707.5 (23095)	20.00	19.66	20.19	
		700.5 (23025)	19.99	19.71	20.18	
15RB (0)		714.5 (23165)	20.07	19.72	20.26	
		707.5 (23095)	20.11	19.76	20.30	
		700.5 (23025)	20.08	19.78	20.27	

5MHz	1RB-High (24)	713.5 (23155)	20.01	20.14	20.08	
		707.5 (23095)	20.04	20.46	20.11	
		701.5 (23035)	19.95	20.23	20.02	
	1RB-Middle (12)	713.5 (23155)	20.05	20.07	20.12	
		707.5 (23095)	20.01	20.43	20.08	
		701.5 (23035)	20.01	20.26	20.08	
	1RB-Low (0)	713.5 (23155)	20.06	20.22	20.13	
		707.5 (23095)	20.06	20.42	20.13	
		701.5 (23035)	20.06	20.38	20.13	
	12RB-High (13)	713.5 (23155)	20.06	20.22	20.13	
		707.5 (23095)	20.05	20.25	20.12	
		701.5 (23035)	20.06	20.32	20.13	
	12RB-Middle (6)	713.5 (23155)	20.22	20.35	20.29	
		707.5 (23095)	20.15	20.33	20.22	
		701.5 (23035)	20.18	20.40	20.25	
	12RB-Low (0)	713.5 (23155)	19.96	20.13	20.03	
		707.5 (23095)	19.99	20.16	20.06	
		701.5 (23035)	19.98	20.21	20.05	
	25RB (0)	713.5 (23155)	20.06	20.22	20.13	
		707.5 (23095)	20.09	20.26	20.16	
		701.5 (23035)	20.07	20.28	20.14	
	10MHz	1RB-High (49)	711 (23130)	20.27	20.39	20.37
			707.5 (23095)	20.32	20.40	20.41
			704 (23060)	20.39	20.44	20.31
1RB-Middle (24)		711 (23130)	20.26	20.29	20.41	
		707.5 (23095)	20.28	20.02	20.38	
		704 (23060)	20.31	20.45	20.37	
1RB-Low (0)		711 (23130)	20.35	20.22	20.43	
		707.5 (23095)	20.42	20.22	20.42	
		704 (23060)	20.49	20.44	20.42	
25RB-High (25)		711 (23130)	20.41	20.20	20.43	
		707.5 (23095)	20.39	20.15	20.42	
		704 (23060)	20.38	20.14	20.42	
25RB-Middle (12)		711 (23130)	20.46	20.26	20.48	
		707.5 (23095)	20.30	20.19	20.41	
		704 (23060)	20.48	20.23	20.45	
25RB-Low (0)		711 (23130)	20.31	20.35	20.32	
		707.5 (23095)	20.27	20.30	20.35	
		704 (23060)	20.33	20.35	20.34	
50RB (0)		711 (23130)	20.44	20.42	20.43	
		707.5 (23095)	20.42	20.38	20.46	
		704 (23060)	20.41	20.44	20.43	

## LTE band12 C1

Bandwidth (MHz)	RB allocation	Frequency (MHz)	Actual output power (dBm)			
	RB offset		QPSK	16QAM	64QAM	
1.4MHz	1RB-High (5)	715.3 (23173)	19.51	19.76	19.72	
		707.5 (23095)	19.46	19.71	19.67	
		699.7 (23017)	19.54	19.79	19.75	
	1RB-Middle (3)	715.3 (23173)	19.48	19.73	19.69	
		707.5 (23095)	19.46	19.71	19.67	
		699.7 (23017)	19.55	19.80	19.76	
	1RB-Low (0)	715.3 (23173)	19.58	19.83	19.79	
		707.5 (23095)	19.50	19.75	19.71	
		699.7 (23017)	19.67	19.92	19.88	
	3RB-High (3)	715.3 (23173)	19.58	19.83	19.79	
		707.5 (23095)	19.58	19.83	19.79	
		699.7 (23017)	19.57	19.82	19.78	
	3RB-Middle (1)	715.3 (23173)	19.66	19.91	19.87	
		707.5 (23095)	19.66	19.91	19.87	
		699.7 (23017)	19.68	19.94	19.90	
	3RB-Low (0)	715.3 (23173)	19.47	19.72	19.68	
		707.5 (23095)	19.52	19.77	19.73	
		699.7 (23017)	19.50	19.75	19.71	
	6RB (0)	715.3 (23173)	19.59	19.84	19.80	
		707.5 (23095)	19.59	19.84	19.80	
		699.7 (23017)	19.59	19.84	19.80	
	3MHz	1RB-High (14)	714.5 (23165)	19.45	19.70	19.66
			707.5 (23095)	19.40	19.65	19.61
			700.5 (23025)	19.48	19.73	19.69
1RB-Middle (7)		714.5 (23165)	19.42	19.67	19.63	
		707.5 (23095)	19.40	19.65	19.61	
		700.5 (23025)	19.49	19.74	19.70	
1RB-Low (0)		714.5 (23165)	19.51	19.76	19.72	
		707.5 (23095)	19.44	19.69	19.65	
		700.5 (23025)	19.61	19.86	19.82	
8RB-High (7)		714.5 (23165)	19.52	19.77	19.73	
		707.5 (23095)	19.52	19.77	19.73	
		700.5 (23025)	19.51	19.76	19.72	
8RB-Middle (4)		714.5 (23165)	19.60	19.85	19.81	
		707.5 (23095)	19.60	19.85	19.81	
		700.5 (23025)	19.62	19.87	19.83	
8RB-Low (0)		714.5 (23165)	19.41	19.66	19.62	
		707.5 (23095)	19.46	19.70	19.66	
		700.5 (23025)	19.44	19.69	19.65	
15RB (0)		714.5 (23165)	19.53	19.78	19.74	
		707.5 (23095)	19.53	19.78	19.74	
		700.5 (23025)	19.53	19.78	19.74	

5MHz	1RB-High (24)	713.5 (23155)	19.39	19.64	19.60	
		707.5 (23095)	19.35	19.59	19.55	
		701.5 (23035)	19.42	19.67	19.63	
	1RB-Middle (12)	713.5 (23155)	19.36	19.61	19.57	
		707.5 (23095)	19.34	19.59	19.55	
		701.5 (23035)	19.43	19.68	19.64	
	1RB-Low (0)	713.5 (23155)	19.46	19.70	19.66	
		707.5 (23095)	19.38	19.63	19.59	
		701.5 (23035)	19.55	19.80	19.76	
	12RB-High (13)	713.5 (23155)	19.46	19.71	19.67	
		707.5 (23095)	19.46	19.71	19.67	
		701.5 (23035)	19.45	19.70	19.66	
	12RB-Middle (6)	713.5 (23155)	19.54	19.79	19.75	
		707.5 (23095)	19.54	19.79	19.75	
		701.5 (23035)	19.56	19.81	19.77	
	12RB-Low (0)	713.5 (23155)	19.35	19.60	19.56	
		707.5 (23095)	19.40	19.64	19.60	
		701.5 (23035)	19.38	19.63	19.59	
	25RB (0)	713.5 (23155)	19.47	19.72	19.68	
		707.5 (23095)	19.47	19.72	19.68	
		701.5 (23035)	19.47	19.72	19.68	
	10MHz	1RB-High (49)	711 (23130)	19.86	19.88	19.88
			707.5 (23095)	19.81	19.70	19.50
			704 (23060)	19.89	19.69	19.49
1RB-Middle (24)		711 (23130)	19.83	20.01	19.81	
		707.5 (23095)	19.81	19.70	19.50	
		704 (23060)	19.90	19.92	19.72	
1RB-Low (0)		711 (23130)	19.93	19.98	19.92	
		707.5 (23095)	19.85	19.83	19.63	
		704 (23060)	20.02	19.88	19.68	
25RB-High (25)		711 (23130)	19.93	19.76	19.56	
		707.5 (23095)	19.93	19.82	19.62	
		704 (23060)	19.92	19.78	19.58	
25RB-Middle (12)		711 (23130)	20.00	19.87	19.67	
		707.5 (23095)	20.01	19.89	19.69	
		704 (23060)	19.94	19.85	19.65	
25RB-Low (0)		711 (23130)	19.82	19.84	19.44	
		707.5 (23095)	19.87	19.93	19.53	
		704 (23060)	19.85	19.87	19.47	
50RB (0)		711 (23130)	19.95	20.00	19.60	
		707.5 (23095)	19.94	20.00	19.60	
		704 (23060)	19.94	19.94	19.54	

## LTEband25 B1

Bandwidth (MHz)	RB allocation	Frequency (MHz)	Actual output power (dBm)		
	RB offset		QPSK	16QAM	64QAM
1.4MHz	1RB-High (5)	1914.3 (26683)	23.02	22.53	22.08
		1882.5 (26365)	23.19	22.70	22.04
		1850.7 (26047)	23.05	22.56	22.11
	1RB-Middle (3)	1914.3 (26683)	23.22	22.73	22.07
		1882.5 (26365)	23.24	22.75	22.09
		1850.7 (26047)	23.01	22.52	22.07
	1RB-Low (0)	1914.3 (26683)	23.26	22.77	22.11
		1882.5 (26365)	23.20	22.71	22.05
		1850.7 (26047)	23.14	22.65	22.19
	3RB-High (3)	1914.3 (26683)	22.19	22.11	22.10
		1882.5 (26365)	22.17	22.10	22.08
		1850.7 (26047)	22.01	22.14	22.13
	3RB-Middle (1)	1914.3 (26683)	22.34	22.07	22.04
		1882.5 (26365)	22.18	22.11	22.09
		1850.7 (26047)	22.17	22.10	22.08
	3RB-Low (0)	1914.3 (26683)	22.10	22.03	22.01
		1882.5 (26365)	22.06	22.19	22.17
		1850.7 (26047)	22.07	22.00	22.19
	6RB (0)	1914.3 (26683)	22.20	22.13	22.11
		1882.5 (26365)	22.07	22.00	22.19
		1850.7 (26047)	22.06	22.19	22.18
3MHz	1RB-High (14)	1913.5 (26675)	23.09	22.60	22.15
		1882.5 (26365)	23.26	22.76	22.11
		1851.5 (26055)	23.12	22.63	22.18
	1RB-Middle (7)	1913.5 (26675)	23.28	22.80	22.14
		1882.5 (26365)	23.26	22.82	22.16
		1851.5 (26055)	23.08	22.59	22.14
	1RB-Low (0)	1913.5 (26675)	23.25	22.84	22.18
		1882.5 (26365)	23.27	22.78	22.12
		1851.5 (26055)	23.21	22.72	22.06
	8RB-High (7)	1913.5 (26675)	22.25	22.18	22.16
		1882.5 (26365)	22.24	22.17	22.15
		1851.5 (26055)	22.07	22.01	22.19
	8RB-Middle (4)	1913.5 (26675)	22.41	22.13	22.11
		1882.5 (26365)	22.25	22.18	22.16
		1851.5 (26055)	22.23	22.16	22.14
	8RB-Low (0)	1913.5 (26675)	22.16	22.09	22.08
		1882.5 (26365)	22.12	22.05	22.04
		1851.5 (26055)	22.14	22.07	22.05
15RB (0)	1913.5 (26675)	22.27	22.20	22.17	
	1882.5 (26365)	22.14	22.07	22.05	
	1851.5 (26055)	22.13	22.06	22.04	

5MHz	1RB-High (24)	1912.5 (26665)	22.87	22.39	22.14	
		1882.5 (26365)	23.04	22.55	22.10	
		1852.5 (26065)	22.90	22.42	22.17	
	1RB-Middle (12)	1912.5 (26665)	23.07	22.58	22.13	
		1882.5 (26365)	23.09	22.60	22.15	
		1852.5 (26065)	22.86	22.38	22.13	
	1RB-Low (0)	1912.5 (26665)	23.11	22.62	22.17	
		1882.5 (26365)	23.05	22.56	22.11	
		1852.5 (26065)	22.99	22.50	22.05	
	12RB-High (13)	1912.5 (26665)	22.04	22.17	22.16	
		1882.5 (26365)	22.03	22.16	22.15	
		1852.5 (26065)	22.07	22.00	22.19	
	12RB-Middle (6)	1912.5 (26665)	22.20	22.13	22.11	
		1882.5 (26365)	22.04	22.17	22.16	
		1852.5 (26065)	22.02	22.16	22.14	
	12RB-Low (0)	1912.5 (26665)	22.15	22.09	22.08	
		1882.5 (26365)	22.11	22.05	22.04	
		1852.5 (26065)	22.13	22.06	22.05	
	25RB (0)	1912.5 (26665)	22.06	22.19	22.17	
		1882.5 (26365)	22.13	22.06	22.05	
		1852.5 (26065)	22.12	22.05	22.04	
	10MHz	1RB-High (49)	1910 (26640)	22.98	22.49	22.05
			1882.5 (26365)	23.15	22.66	22.00
			1855 (26090)	23.01	22.52	22.07
1RB-Middle (24)		1910 (26640)	23.18	22.69	22.03	
		1882.5 (26365)	23.20	22.71	22.05	
		1855 (26090)	22.97	22.48	22.04	
1RB-Low (0)		1910 (26640)	23.22	22.73	22.07	
		1882.5 (26365)	23.16	22.67	22.02	
		1855 (26090)	23.10	22.61	22.16	
25RB-High (25)		1910 (26640)	22.15	22.08	22.06	
		1882.5 (26365)	22.13	22.06	22.05	
		1855 (26090)	22.17	22.10	22.09	
25RB-Middle (12)		1910 (26640)	22.30	22.03	22.01	
		1882.5 (26365)	22.14	22.07	22.06	
		1855 (26090)	22.13	22.06	22.04	
25RB-Low (0)		1910 (26640)	22.06	22.19	22.18	
		1882.5 (26365)	22.02	22.15	22.14	
		1855 (26090)	22.03	22.16	22.15	
50RB (0)		1910 (26640)	22.16	22.09	22.07	
		1882.5 (26365)	22.03	22.17	22.15	
		1855 (26090)	22.02	22.15	22.14	

15MHz	1RB-High (74)	1907.5 (26615)	23.01	22.52	22.07	
		1882.5 (26365)	23.18	22.69	22.03	
		1857.5 (26115)	23.04	22.55	22.10	
	1RB-Middle (37)	1907.5 (26615)	23.21	22.72	22.06	
		1882.5 (26365)	23.23	22.74	22.08	
		1857.5 (26115)	23.00	22.51	22.06	
	1RB-Low (0)	1907.5 (26615)	23.25	22.76	22.10	
		1882.5 (26365)	23.19	22.70	22.04	
		1857.5 (26115)	23.13	22.64	22.18	
	36RB-High (38)	1907.5 (26615)	22.18	22.11	22.09	
		1882.5 (26365)	22.16	22.09	22.07	
		1857.5 (26115)	22.20	22.13	22.12	
	36RB-Middle (19)	1907.5 (26615)	22.33	22.06	22.03	
		1882.5 (26365)	22.17	22.10	22.08	
		1857.5 (26115)	22.16	22.09	22.07	
	36RB-Low (0)	1907.5 (26615)	22.09	22.02	22.00	
		1882.5 (26365)	22.05	22.18	22.17	
		1857.5 (26115)	22.06	22.19	22.18	
	75RB (0)	1907.5 (26615)	22.19	22.12	22.10	
		1882.5 (26365)	22.06	22.19	22.18	
		1857.5 (26115)	22.05	22.18	22.17	
	20MHz	1RB-High (99)	1905 (26590)	23.05	22.30	22.11
			1882.5 (26365)	23.22	22.51	22.12
			1860 (26140)	23.08	22.90	22.11
		1RB-Middle (50)	1905 (26590)	23.25	23.20	22.01
			1882.5 (26365)	23.27	22.70	22.11
			1860 (26140)	23.04	22.95	22.16
1RB-Low (0)		1905 (26590)	23.29	22.94	22.15	
		1882.5 (26365)	23.23	22.81	22.02	
		1860 (26140)	23.17	22.95	22.16	
50RB-High (50)		1905 (26590)	22.22	22.06	22.07	
		1882.5 (26365)	22.20	22.15	22.16	
		1860 (26140)	22.04	22.06	22.07	
50RB-Middle (25)		1905 (26590)	22.37	22.19	22.20	
		1882.5 (26365)	22.21	22.01	22.02	
		1860 (26140)	22.20	22.02	22.03	
50RB-Low (0)		1905 (26590)	22.13	22.13	22.14	
		1882.5 (26365)	22.09	22.10	22.11	
		1860 (26140)	22.10	22.17	22.18	
100RB (0)		1905 (26590)	22.23	22.03	22.04	
		1882.5 (26365)	22.10	22.11	22.12	
		1860 (26140)	22.09	22.14	22.15	

## LTE band25 A1

Bandwidth (MHz)	RB allocation	Frequency (MHz)	Actual output power (dBm)			
	RB offset		QPSK	16QAM	64QAM	
1.4MHz	1RB-High (5)	1914.3 (26683)	16.24	16.29	16.14	
		1882.5 (26365)	16.31	16.31	16.25	
		1850.7 (26047)	16.21	16.26	16.11	
	1RB-Middle (3)	1914.3 (26683)	16.17	16.22	16.07	
		1882.5 (26365)	16.29	16.31	16.30	
		1850.7 (26047)	16.24	16.29	16.14	
	1RB-Low (0)	1914.3 (26683)	16.27	16.32	16.33	
		1882.5 (26365)	16.25	16.28	16.30	
		1850.7 (26047)	16.26	16.30	16.33	
	3RB-High (3)	1914.3 (26683)	16.31	16.15	15.95	
		1882.5 (26365)	16.25	16.18	15.97	
		1850.7 (26047)	16.20	16.01	16.08	
	3RB-Middle (1)	1914.3 (26683)	16.27	16.31	16.11	
		1882.5 (26365)	16.24	16.18	16.27	
		1850.7 (26047)	16.29	16.17	16.27	
	3RB-Low (0)	1914.3 (26683)	16.28	16.09	16.19	
		1882.5 (26365)	16.22	16.04	16.14	
		1850.7 (26047)	16.26	16.07	16.17	
	6RB (0)	1914.3 (26683)	16.32	16.13	16.23	
		1882.5 (26365)	16.24	16.05	16.15	
		1850.7 (26047)	16.21	16.02	16.12	
	3MHz	1RB-High (14)	1913.5 (26675)	16.20	16.30	16.04
			1882.5 (26365)	16.30	16.26	16.15
			1851.5 (26055)	16.17	16.27	16.01
		1RB-Middle (7)	1913.5 (26675)	16.13	16.23	15.97
			1882.5 (26365)	16.31	16.31	16.20
			1851.5 (26055)	16.20	16.30	16.04
1RB-Low (0)		1913.5 (26675)	16.27	16.32	16.25	
		1882.5 (26365)	16.26	16.28	16.20	
		1851.5 (26055)	16.30	16.30	16.23	
8RB-High (7)		1913.5 (26675)	16.30	16.15	16.14	
		1882.5 (26365)	16.32	16.18	16.16	
		1851.5 (26055)	16.16	16.01	16.00	
8RB-Middle (4)		1913.5 (26675)	16.28	16.31	16.30	
		1882.5 (26365)	16.32	16.18	16.16	
		1851.5 (26055)	16.32	16.17	16.16	
8RB-Low (0)		1913.5 (26675)	16.24	16.09	16.08	
		1882.5 (26365)	16.18	16.04	16.02	
		1851.5 (26055)	16.22	16.07	16.06	
15RB (0)		1913.5 (26675)	16.28	16.13	16.12	
		1882.5 (26365)	16.20	16.05	16.04	
		1851.5 (26055)	16.17	16.02	16.01	



5MHz	1RB-High (24)	1912.5 (26665)	16.19	16.30	15.95	
		1882.5 (26365)	16.29	16.22	16.05	
		1852.5 (26065)	16.16	16.27	16.32	
	1RB-Middle (12)	1912.5 (26665)	16.12	16.23	16.28	
		1882.5 (26365)	16.32	16.27	16.20	
		1852.5 (26065)	16.19	16.30	16.05	
	1RB-Low (0)	1912.5 (26665)	16.30	16.32	16.25	
		1882.5 (26365)	16.29	16.28	16.21	
		1852.5 (26065)	16.31	16.30	16.23	
	12RB-High (13)	1912.5 (26665)	16.29	16.15	16.15	
		1882.5 (26365)	16.31	16.18	16.17	
		1852.5 (26065)	16.15	16.01	16.31	
	12RB-Middle (6)	1912.5 (26665)	16.29	16.31	16.21	
		1882.5 (26365)	16.31	16.18	16.07	
		1852.5 (26065)	16.31	16.17	16.07	
	12RB-Low (0)	1912.5 (26665)	16.23	16.09	15.99	
		1882.5 (26365)	16.17	16.04	15.93	
		1852.5 (26065)	16.21	16.07	15.97	
	25RB (0)	1912.5 (26665)	16.27	16.13	16.03	
		1882.5 (26365)	16.19	16.05	15.95	
		1852.5 (26065)	16.16	16.02	16.32	
	10MHz	1RB-High (49)	1910 (26640)	16.12	16.29	16.06
			1882.5 (26365)	16.22	16.23	16.17
			1855 (26090)	16.09	16.26	16.03
1RB-Middle (24)		1910 (26640)	16.05	16.22	15.99	
		1882.5 (26365)	16.27	16.28	16.22	
		1855 (26090)	16.12	16.29	16.06	
1RB-Low (0)		1910 (26640)	16.32	16.33	16.26	
		1882.5 (26365)	16.28	16.29	16.22	
		1855 (26090)	16.30	16.31	16.25	
25RB-High (25)		1910 (26640)	16.22	16.15	16.16	
		1882.5 (26365)	16.24	16.18	16.18	
		1855 (26090)	16.08	16.01	16.02	
25RB-Middle (12)		1910 (26640)	16.31	16.31	16.32	
		1882.5 (26365)	16.24	16.18	16.18	
		1855 (26090)	16.24	16.17	16.18	
25RB-Low (0)		1910 (26640)	16.16	16.09	16.10	
		1882.5 (26365)	16.10	16.04	16.04	
		1855 (26090)	16.14	16.07	16.08	
50RB (0)		1910 (26640)	16.20	16.13	16.14	
		1882.5 (26365)	16.12	16.05	16.06	
		1855 (26090)	16.09	16.02	16.03	

15MHz	1RB-High (74)	1907.5 (26615)	16.01	16.30	16.23	
		1882.5 (26365)	16.11	16.22	16.09	
		1857.5 (26115)	15.98	16.27	16.05	
	1RB-Middle (37)	1907.5 (26615)	15.95	16.23	16.28	
		1882.5 (26365)	16.16	16.27	16.12	
		1857.5 (26115)	16.01	16.30	16.33	
	1RB-Low (0)	1907.5 (26615)	16.21	16.32	16.29	
		1882.5 (26365)	16.17	16.28	16.31	
		1857.5 (26115)	16.19	16.30	16.22	
	36RB-High (38)	1907.5 (26615)	16.11	16.15	16.25	
		1882.5 (26365)	16.13	16.18	16.08	
		1857.5 (26115)	15.97	16.01	16.30	
	36RB-Middle (19)	1907.5 (26615)	16.26	16.31	16.24	
		1882.5 (26365)	16.13	16.18	16.24	
		1857.5 (26115)	16.12	16.17	16.16	
	36RB-Low (0)	1907.5 (26615)	16.05	16.09	16.11	
		1882.5 (26365)	15.99	16.04	16.14	
		1857.5 (26115)	16.03	16.07	16.20	
	75RB (0)	1907.5 (26615)	16.09	16.13	16.12	
		1882.5 (26365)	16.01	16.05	16.09	
		1857.5 (26115)	15.98	16.02	16.29	
	20MHz	1RB-High (99)	1905 (26590)	16.08	16.20	16.17
			1882.5 (26365)	16.18	16.31	16.28
			1860 (26140)	16.05	15.98	16.14
		1RB-Middle (50)	1905 (26590)	16.01	16.32	16.10
			1882.5 (26365)	16.23	16.29	16.33
			1860 (26140)	16.08	15.87	16.17
1RB-Low (0)		1905 (26590)	16.28	16.08	16.30	
		1882.5 (26365)	16.24	16.13	16.26	
		1860 (26140)	16.26	16.00	16.28	
50RB-High (50)		1905 (26590)	16.18	16.21	16.27	
		1882.5 (26365)	16.20	16.19	16.30	
		1860 (26140)	16.04	16.00	16.13	
50RB-Middle (25)		1905 (26590)	16.33	16.30	16.32	
		1882.5 (26365)	16.20	16.22	16.30	
		1860 (26140)	16.20	16.13	16.29	
50RB-Low (0)		1905 (26590)	16.12	16.12	16.21	
		1882.5 (26365)	16.06	16.06	16.16	
		1860 (26140)	16.10	16.06	16.19	
100RB (0)		1905 (26590)	16.16	16.21	16.25	
		1882.5 (26365)	16.08	16.09	16.17	
		1860 (26140)	16.05	16.05	16.14	

## LTEband25 C1

Bandwidth (MHz)	RB allocation	Frequency (MHz)	Actual output power (dBm)			
	RB offset		QPSK	16QAM	64QAM	
1.4MHz	1RB-High (5)	1914.3 (26683)	19.23	19.19	19.30	
		1882.5 (26365)	19.24	19.20	19.31	
		1850.7 (26047)	19.06	19.02	19.13	
	1RB-Middle (3)	1914.3 (26683)	19.39	19.31	19.46	
		1882.5 (26365)	19.32	19.28	19.39	
		1850.7 (26047)	19.22	19.18	19.29	
	1RB-Low (0)	1914.3 (26683)	19.40	19.25	19.47	
		1882.5 (26365)	19.40	19.28	19.47	
		1850.7 (26047)	19.13	19.09	19.20	
	3RB-High (3)	1914.3 (26683)	19.32	19.29	19.40	
		1882.5 (26365)	19.29	19.25	19.36	
		1850.7 (26047)	19.15	19.11	19.22	
	3RB-Middle (1)	1914.3 (26683)	19.46	19.25	19.54	
		1882.5 (26365)	19.34	19.30	19.41	
		1850.7 (26047)	19.30	19.27	19.38	
	3RB-Low (0)	1914.3 (26683)	19.27	19.23	19.34	
		1882.5 (26365)	19.18	19.14	19.25	
		1850.7 (26047)	19.21	19.17	19.28	
	6RB (0)	1914.3 (26683)	19.33	19.29	19.40	
		1882.5 (26365)	19.18	19.14	19.25	
		1850.7 (26047)	19.20	19.16	19.27	
	3MHz	1RB-High (14)	1913.5 (26675)	19.27	19.23	19.34
			1882.5 (26365)	19.28	19.24	19.35
			1851.5 (26055)	19.09	19.05	19.17
		1RB-Middle (7)	1913.5 (26675)	19.43	19.27	19.50
			1882.5 (26365)	19.36	19.32	19.43
			1851.5 (26055)	19.26	19.22	19.33
1RB-Low (0)		1913.5 (26675)	19.44	19.26	19.51	
		1882.5 (26365)	19.43	19.32	19.51	
		1851.5 (26055)	19.17	19.13	19.24	
8RB-High (7)		1913.5 (26675)	19.36	19.33	19.44	
		1882.5 (26365)	19.32	19.29	19.40	
		1851.5 (26055)	19.19	19.15	19.26	
8RB-Middle (4)		1913.5 (26675)	19.50	19.26	19.57	
		1882.5 (26365)	19.38	19.34	19.45	
		1851.5 (26055)	19.34	19.30	19.41	
8RB-Low (0)		1913.5 (26675)	19.31	19.27	19.38	
		1882.5 (26365)	19.22	19.18	19.29	
		1851.5 (26055)	19.25	19.21	19.32	
15RB (0)		1913.5 (26675)	19.37	19.33	19.44	
		1882.5 (26365)	19.22	19.18	19.29	
		1851.5 (26055)	19.23	19.19	19.30	

5MHz	1RB-High (24)	1912.5 (26665)	19.27	19.23	19.34	
		1882.5 (26365)	19.28	19.24	19.35	
		1852.5 (26065)	19.09	19.05	19.17	
	1RB-Middle (12)	1912.5 (26665)	19.43	19.24	19.50	
		1882.5 (26365)	19.36	19.32	19.43	
		1852.5 (26065)	19.26	19.22	19.33	
	1RB-Low (0)	1912.5 (26665)	19.44	19.28	19.51	
		1882.5 (26365)	19.43	19.25	19.51	
		1852.5 (26065)	19.17	19.13	19.24	
	12RB-High (13)	1912.5 (26665)	19.36	19.33	19.44	
		1882.5 (26365)	19.32	19.29	19.40	
		1852.5 (26065)	19.19	19.15	19.26	
	12RB-Middle (6)	1912.5 (26665)	19.50	19.30	19.57	
		1882.5 (26365)	19.38	19.34	19.45	
		1852.5 (26065)	19.34	19.30	19.41	
	12RB-Low (0)	1912.5 (26665)	19.31	19.27	19.38	
		1882.5 (26365)	19.22	19.18	19.29	
		1852.5 (26065)	19.25	19.21	19.32	
	25RB (0)	1912.5 (26665)	19.37	19.33	19.44	
		1882.5 (26365)	19.22	19.18	19.29	
		1852.5 (26065)	19.23	19.19	19.30	
	10MHz	1RB-High (49)	1910 (26640)	19.11	19.07	19.18
			1882.5 (26365)	19.12	19.08	19.19
			1855 (26090)	18.93	18.89	19.00
1RB-Middle (24)		1910 (26640)	19.27	19.23	19.34	
		1882.5 (26365)	19.20	19.16	19.27	
		1855 (26090)	19.10	19.06	19.17	
1RB-Low (0)		1910 (26640)	19.28	19.24	19.35	
		1882.5 (26365)	19.27	19.24	19.35	
		1855 (26090)	19.01	18.97	19.08	
25RB-High (25)		1910 (26640)	19.20	19.16	19.27	
		1882.5 (26365)	19.16	19.13	19.23	
		1855 (26090)	19.03	18.99	19.10	
25RB-Middle (12)		1910 (26640)	19.34	19.30	19.41	
		1882.5 (26365)	19.22	19.18	19.29	
		1855 (26090)	19.18	19.14	19.25	
25RB-Low (0)		1910 (26640)	19.15	19.11	19.22	
		1882.5 (26365)	19.06	19.02	19.13	
		1855 (26090)	19.09	19.05	19.16	
50RB (0)		1910 (26640)	19.21	19.17	19.28	
		1882.5 (26365)	19.06	19.02	19.13	
		1855 (26090)	19.07	19.03	19.14	

15MHz	1RB-High (74)	1907.5 (26615)	19.16	19.12	19.23	
		1882.5 (26365)	19.17	19.13	19.24	
		1857.5 (26115)	18.98	18.94	19.05	
	1RB-Middle (37)	1907.5 (26615)	19.32	19.28	19.39	
		1882.5 (26365)	19.25	19.21	19.32	
		1857.5 (26115)	19.15	19.11	19.22	
	1RB-Low (0)	1907.5 (26615)	19.33	19.29	19.40	
		1882.5 (26365)	19.32	19.29	19.40	
		1857.5 (26115)	19.06	19.02	19.13	
	36RB-High (38)	1907.5 (26615)	19.25	19.22	19.32	
		1882.5 (26365)	19.21	19.18	19.29	
		1857.5 (26115)	19.08	19.04	19.15	
	36RB-Middle (19)	1907.5 (26615)	19.39	19.33	19.46	
		1882.5 (26365)	19.27	19.23	19.34	
		1857.5 (26115)	19.23	19.19	19.30	
	36RB-Low (0)	1907.5 (26615)	19.20	19.16	19.27	
		1882.5 (26365)	19.11	19.07	19.18	
		1857.5 (26115)	19.14	19.10	19.21	
	75RB (0)	1907.5 (26615)	19.26	19.22	19.33	
		1882.5 (26365)	19.11	19.07	19.18	
		1857.5 (26115)	19.12	19.08	19.19	
	20MHz	1RB-High (99)	1905 (26590)	19.54	19.27	19.93
			1882.5 (26365)	19.55	19.10	19.75
			1860 (26140)	19.37	19.03	19.69
		1RB-Middle (50)	1905 (26590)	19.70	19.06	19.72
			1882.5 (26365)	19.63	19.13	19.79
			1860 (26140)	19.53	19.35	19.92
1RB-Low (0)		1905 (26590)	19.71	19.24	19.90	
		1882.5 (26365)	19.70	19.01	19.67	
		1860 (26140)	19.44	19.20	19.75	
50RB-High (50)		1905 (26590)	19.33	18.37	19.33	
		1882.5 (26365)	19.29	18.27	19.23	
		1860 (26140)	19.16	18.21	19.17	
50RB-Middle (25)		1905 (26590)	19.47	18.49	19.45	
		1882.5 (26365)	19.34	18.30	19.26	
		1860 (26140)	19.31	18.34	19.30	
50RB-Low (0)		1905 (26590)	19.28	18.24	19.20	
		1882.5 (26365)	19.19	18.20	19.16	
		1860 (26140)	19.22	18.29	19.25	
100RB (0)		1905 (26590)	19.34	18.35	19.31	
		1882.5 (26365)	19.19	18.24	19.20	
		1860 (26140)	19.20	18.23	19.19	

## LTE band26 B1

Bandwidth (MHz)	RB allocation	Frequency (MHz)	Actual output power (dBm)			
	RB offset		QPSK	16QAM	64QAM	
1.4MHz	1RB-High (5)	848.3 (27033)	23.28	23.22	22.35	
		831.5 (26865)	23.28	23.25	22.36	
		814.7 (26697)	23.12	22.90	22.43	
	1RB-Middle (3)	848.3 (27033)	23.43	23.27	22.49	
		831.5 (26865)	23.29	23.22	22.47	
		814.7 (26697)	23.02	23.04	22.37	
	1RB-Low (0)	848.3 (27033)	23.37	23.23	22.49	
		831.5 (26865)	23.11	23.18	22.49	
		814.7 (26697)	22.85	22.54	22.49	
	3RB-High (3)	848.3 (27033)	22.49	22.39	22.36	
		831.5 (26865)	22.47	22.48	22.45	
		814.7 (26697)	22.31	22.35	22.33	
	3RB-Middle (1)	848.3 (27033)	22.36	22.49	22.45	
		831.5 (26865)	22.32	22.34	22.31	
		814.7 (26697)	22.33	22.41	22.38	
	3RB-Low (0)	848.3 (27033)	22.42	22.33	22.49	
		831.5 (26865)	22.37	22.43	22.40	
		814.7 (26697)	22.37	22.44	22.42	
	6RB (0)	848.3 (27033)	22.31	22.38	22.34	
		831.5 (26865)	22.38	22.45	22.42	
		814.7 (26697)	22.44	22.33	22.31	
	3MHz	1RB-High (14)	847.5 (27025)	23.36	23.07	22.39
			831.5 (26865)	23.36	23.07	22.39
			815.5 (26705)	23.20	22.91	22.44
		1RB-Middle (7)	847.5 (27025)	23.51	23.21	22.33
			831.5 (26865)	23.37	23.07	22.40
			815.5 (26705)	23.10	22.81	22.35
1RB-Low (0)		847.5 (27025)	23.45	23.15	22.47	
		831.5 (26865)	23.19	22.90	22.43	
		815.5 (26705)	22.93	22.64	22.39	
8RB-High (7)		847.5 (27025)	22.37	22.49	22.46	
		831.5 (26865)	22.35	22.47	22.44	
		815.5 (26705)	22.38	22.30	22.48	
8RB-Middle (4)		847.5 (27025)	22.44	22.36	22.32	
		831.5 (26865)	22.39	22.31	22.48	
		815.5 (26705)	22.41	22.33	22.30	
8RB-Low (0)		847.5 (27025)	22.50	22.42	22.38	
		831.5 (26865)	22.45	22.37	22.34	
		815.5 (26705)	22.44	22.37	22.35	
15RB (0)		847.5 (27025)	22.39	22.31	22.48	
		831.5 (26865)	22.46	22.38	22.35	
		815.5 (26705)	22.32	22.44	22.42	

5MHz	1RB-High (24)	846.5 (27015)	23.58	23.35	22.46	
		831.5 (26865)	23.58	23.36	22.47	
		816.5 (26715)	23.41	22.81	22.34	
	1RB-Middle (12)	846.5 (27015)	23.72	23.21	22.41	
		831.5 (26865)	23.58	23.27	22.38	
		816.5 (26715)	23.31	22.95	22.48	
	1RB-Low (0)	846.5 (27015)	23.66	23.22	22.52	
		831.5 (26865)	23.40	23.08	22.41	
		816.5 (26715)	23.14	22.45	22.40	
	12RB-High (13)	846.5 (27015)	22.57	22.31	22.47	
		831.5 (26865)	22.55	22.40	22.37	
		816.5 (26715)	22.38	22.46	22.44	
	12RB-Middle (6)	846.5 (27015)	22.64	22.40	22.36	
		831.5 (26865)	22.60	22.45	22.42	
		816.5 (26715)	22.41	22.32	22.50	
	12RB-Low (0)	846.5 (27015)	22.70	22.44	22.40	
		831.5 (26865)	22.45	22.35	22.32	
		816.5 (26715)	22.44	22.35	22.34	
	25RB (0)	846.5 (27015)	22.59	22.49	22.46	
		831.5 (26865)	22.46	22.37	22.34	
		816.5 (26715)	22.32	22.44	22.42	
	10MHz	1RB-High (49)	844 (26990)	23.84	23.38	22.49
			831.5 (26865)	23.84	23.31	22.50
			820 (26750)	23.67	22.84	22.37
1RB-Middle (24)		844 (26990)	23.98	23.27	22.44	
		831.5 (26865)	23.84	23.23	22.41	
		820 (26750)	23.57	22.98	22.31	
1RB-Low (0)		844 (26990)	23.92	23.32	22.55	
		831.5 (26865)	23.66	23.12	22.44	
		820 (26750)	23.40	22.48	22.43	
25RB-High (25)		844 (26990)	22.82	22.34	22.30	
		831.5 (26865)	22.80	22.43	22.40	
		820 (26750)	22.63	22.49	22.47	
25RB-Middle (12)		844 (26990)	22.89	22.43	22.39	
		831.5 (26865)	22.85	22.48	22.45	
		820 (26750)	22.66	22.35	22.32	
25RB-Low (0)		844 (26990)	22.95	22.47	22.43	
		831.5 (26865)	22.70	22.38	22.35	
		820 (26750)	22.49	22.38	22.36	
50RB (0)		844 (26990)	22.84	22.32	22.49	
		831.5 (26865)	22.71	22.40	22.37	
		820 (26750)	22.56	22.47	22.45	

15MHz	1RB-High (74)	841.5 (26965)	23.87	23.13	22.49
		831.5 (26865)	23.87	23.13	22.49
		822.5 (26775)	23.70	22.59	22.36
	1RB-Middle (37)	841.5 (26965)	24.02	23.28	22.44
		831.5 (26865)	23.87	23.25	22.41
		822.5 (26775)	23.60	22.73	22.50
	1RB-Low (0)	841.5 (26965)	23.95	23.39	22.55
		831.5 (26865)	23.69	22.86	22.43
		822.5 (26775)	23.43	22.44	22.41
	36RB-High (38)	841.5 (26965)	22.85	22.49	22.48
		831.5 (26865)	22.83	22.39	22.37
		822.5 (26775)	22.66	22.45	22.44
	36RB-Middle (19)	841.5 (26965)	22.92	22.39	22.37
		831.5 (26865)	22.88	22.44	22.42
		822.5 (26775)	22.69	22.31	22.49
	36RB-Low (0)	841.5 (26965)	22.98	22.43	22.41
		831.5 (26865)	22.73	22.33	22.32
		822.5 (26775)	22.52	22.34	22.33
	75RB (0)	841.5 (26965)	22.87	22.48	22.46
		831.5 (26865)	22.73	22.35	22.34
		822.5 (26775)	22.59	22.43	22.42



## LTE band26 A1

Bandwidth (MHz)	RB allocation	Frequency (MHz)	Actual output power (dBm)			
	RB offset		QPSK	16QAM	64QAM	
1.4MHz	1RB-High (5)	848.3 (27033)	18.24	18.39	18.36	
		831.5 (26865)	18.14	18.29	18.26	
		814.7 (26697)	18.16	18.31	18.28	
	1RB-Middle (3)	848.3 (27033)	18.38	18.42	18.42	
		831.5 (26865)	18.19	18.34	18.31	
		814.7 (26697)	17.97	18.12	18.09	
	1RB-Low (0)	848.3 (27033)	18.35	18.40	18.42	
		831.5 (26865)	18.00	18.15	18.12	
		814.7 (26697)	17.83	17.97	17.94	
	3RB-High (3)	848.3 (27033)	18.24	18.39	18.36	
		831.5 (26865)	18.19	18.34	18.31	
		814.7 (26697)	18.05	18.20	18.17	
	3RB-Middle (1)	848.3 (27033)	18.28	18.43	18.40	
		831.5 (26865)	18.18	18.33	18.30	
		814.7 (26697)	18.04	18.19	18.16	
	3RB-Low (0)	848.3 (27033)	18.24	18.39	18.36	
		831.5 (26865)	18.04	18.19	18.16	
		814.7 (26697)	17.78	17.93	17.90	
	6RB (0)	848.3 (27033)	18.20	18.35	18.32	
		831.5 (26865)	18.09	18.24	18.21	
		814.7 (26697)	17.95	18.10	18.07	
	3MHz	1RB-High (14)	847.5 (27025)	18.13	18.28	18.25
			831.5 (26865)	18.04	18.18	18.15
			815.5 (26705)	18.05	18.20	18.17
		1RB-Middle (7)	847.5 (27025)	18.26	18.42	18.39
			831.5 (26865)	18.08	18.23	18.20
			815.5 (26705)	17.86	18.01	17.98
1RB-Low (0)		847.5 (27025)	18.24	18.39	18.36	
		831.5 (26865)	17.89	18.04	18.01	
		815.5 (26705)	17.72	17.86	17.83	
8RB-High (7)		847.5 (27025)	18.13	18.28	18.25	
		831.5 (26865)	18.08	18.23	18.20	
		815.5 (26705)	17.94	18.09	18.06	
8RB-Middle (4)		847.5 (27025)	18.17	18.32	18.29	
		831.5 (26865)	18.07	18.22	18.19	
		815.5 (26705)	17.93	18.08	18.05	
8RB-Low (0)		847.5 (27025)	18.13	18.28	18.25	
		831.5 (26865)	17.93	18.08	18.05	
		815.5 (26705)	17.67	17.82	17.79	
15RB (0)		847.5 (27025)	18.09	18.24	18.21	
		831.5 (26865)	17.98	18.13	18.10	
		815.5 (26705)	17.84	17.99	17.96	

5MHz	1RB-High (24)	846.5 (27015)	18.27	18.42	18.39	
		831.5 (26865)	18.17	18.33	18.29	
		816.5 (26715)	18.19	18.34	18.31	
	1RB-Middle (12)	846.5 (27015)	18.41	18.44	18.43	
		831.5 (26865)	18.22	18.37	18.34	
		816.5 (26715)	18.00	18.15	18.12	
	1RB-Low (0)	846.5 (27015)	18.38	18.33	18.36	
		831.5 (26865)	18.03	18.18	18.15	
		816.5 (26715)	17.85	18.00	17.97	
	12RB-High (13)	846.5 (27015)	18.27	18.42	18.39	
		831.5 (26865)	18.22	18.37	18.34	
		816.5 (26715)	18.08	18.23	18.20	
	12RB-Middle (6)	846.5 (27015)	18.31	18.41	18.43	
		831.5 (26865)	18.21	18.36	18.33	
		816.5 (26715)	18.07	18.22	18.19	
	12RB-Low (0)	846.5 (27015)	18.27	18.42	18.39	
		831.5 (26865)	18.07	18.22	18.19	
		816.5 (26715)	17.81	17.96	17.93	
	25RB (0)	846.5 (27015)	18.23	18.38	18.35	
		831.5 (26865)	18.12	18.27	18.24	
		816.5 (26715)	17.98	18.13	18.10	
	10MHz	1RB-High (49)	844 (26990)	18.24	18.39	18.36
			831.5 (26865)	18.14	18.29	18.26
			820 (26750)	18.16	18.31	18.28
1RB-Middle (24)		844 (26990)	18.38	18.42	18.39	
		831.5 (26865)	18.19	18.34	18.31	
		820 (26750)	17.97	18.12	18.09	
1RB-Low (0)		844 (26990)	18.35	18.04	18.24	
		831.5 (26865)	18.00	18.15	18.12	
		820 (26750)	17.83	17.97	17.94	
25RB-High (25)		844 (26990)	18.24	18.39	18.36	
		831.5 (26865)	18.19	18.34	18.31	
		820 (26750)	18.05	18.20	18.17	
25RB-Middle (12)		844 (26990)	18.28	18.43	18.40	
		831.5 (26865)	18.18	18.33	18.30	
		820 (26750)	18.04	18.19	18.16	
25RB-Low (0)		844 (26990)	18.24	18.39	18.36	
		831.5 (26865)	18.04	18.19	18.16	
		820 (26750)	17.78	17.93	17.90	
50RB (0)		844 (26990)	18.20	18.35	18.32	
		831.5 (26865)	18.09	18.24	18.21	
		820 (26750)	17.95	18.10	18.07	

15MHz	1RB-High (74)	841.5 (26965)	18.32	18.28	18.33
		831.5 (26865)	18.22	18.44	18.23
		822.5 (26775)	18.24	18.37	18.25
	1RB-Middle (37)	841.5 (26965)	18.46	18.28	18.30
		831.5 (26865)	18.27	18.43	18.28
		822.5 (26775)	18.05	18.38	18.06
	1RB-Low (0)	841.5 (26965)	18.43	18.38	18.45
		831.5 (26865)	18.08	17.84	18.08
		822.5 (26775)	17.90	18.28	18.40
	36RB-High (38)	841.5 (26965)	18.32	18.34	18.33
		831.5 (26865)	18.27	18.33	18.29
		822.5 (26775)	18.13	18.20	18.14
	36RB-Middle (19)	841.5 (26965)	18.36	18.40	18.38
		831.5 (26865)	18.26	18.33	18.27
		822.5 (26775)	18.12	18.21	18.12
	36RB-Low (0)	841.5 (26965)	18.32	18.34	18.34
		831.5 (26865)	18.12	18.15	18.12
		822.5 (26775)	17.86	17.94	18.36
	75RB (0)	841.5 (26965)	18.28	18.31	18.39
		831.5 (26865)	18.17	18.20	18.27
		822.5 (26775)	18.03	18.09	18.13

## LTE band26 C1

Bandwidth (MHz)	RB allocation	Frequency (MHz)	Actual output power (dBm)			
	RB offset		QPSK	16QAM	64QAM	
1.4MHz	1RB-High (5)	848.3 (27033)	19.30	19.29	19.26	
		831.5 (26865)	19.37	19.36	19.33	
		814.7 (26697)	19.15	19.15	19.30	
	1RB-Middle (3)	848.3 (27033)	19.34	19.34	19.36	
		831.5 (26865)	19.37	19.36	19.32	
		814.7 (26697)	19.09	19.08	19.24	
	1RB-Low (0)	848.3 (27033)	19.36	19.36	19.07	
		831.5 (26865)	19.12	19.11	19.27	
		814.7 (26697)	18.83	18.82	18.98	
	3RB-High (3)	848.3 (27033)	19.36	19.35	19.31	
		831.5 (26865)	19.36	19.35	19.31	
		814.7 (26697)	19.18	19.17	19.33	
	3RB-Middle (1)	848.3 (27033)	19.34	19.42	19.41	
		831.5 (26865)	19.35	19.34	19.30	
		814.7 (26697)	19.18	19.17	19.33	
	3RB-Low (0)	848.3 (27033)	19.37	19.36	19.33	
		831.5 (26865)	19.17	19.16	19.32	
		814.7 (26697)	18.89	18.88	19.04	
	6RB (0)	848.3 (27033)	19.33	19.32	19.28	
		831.5 (26865)	19.25	19.24	19.40	
		814.7 (26697)	19.08	19.07	19.22	
	3MHz	1RB-High (14)	847.5 (27025)	19.33	19.32	19.29
			831.5 (26865)	19.41	19.40	19.36
			815.5 (26705)	19.18	19.18	19.34
		1RB-Middle (7)	847.5 (27025)	19.37	19.38	19.35
			831.5 (26865)	19.40	19.39	19.35
			815.5 (26705)	19.12	19.11	19.27
1RB-Low (0)		847.5 (27025)	19.36	19.36	19.15	
		831.5 (26865)	19.15	19.14	19.30	
		815.5 (26705)	18.86	18.85	19.01	
8RB-High (7)		847.5 (27025)	19.39	19.38	19.34	
		831.5 (26865)	19.39	19.38	19.34	
		815.5 (26705)	19.21	19.20	19.36	
8RB-Middle (4)		847.5 (27025)	19.37	19.40	19.36	
		831.5 (26865)	19.38	19.37	19.15	
		815.5 (26705)	19.21	19.20	19.36	
8RB-Low (0)		847.5 (27025)	19.41	19.40	19.16	
		831.5 (26865)	19.20	19.19	19.35	
		815.5 (26705)	18.92	18.91	19.07	
15RB (0)		847.5 (27025)	19.36	19.35	19.31	
		831.5 (26865)	19.28	19.27	19.23	
		815.5 (26705)	19.11	19.10	19.25	

5MHz	1RB-High (24)	846.5 (27015)	19.32	19.31	19.21	
		831.5 (26865)	19.40	19.39	19.28	
		816.5 (26715)	19.17	19.17	19.33	
	1RB-Middle (12)	846.5 (27015)	19.34	19.37	19.38	
		831.5 (26865)	19.39	19.38	19.27	
		816.5 (26715)	19.11	19.10	19.26	
	1RB-Low (0)	846.5 (27015)	19.36	19.30	19.38	
		831.5 (26865)	19.14	19.13	19.29	
		816.5 (26715)	18.85	18.84	19.00	
	12RB-High (13)	846.5 (27015)	19.38	19.37	19.26	
		831.5 (26865)	19.38	19.37	19.26	
		816.5 (26715)	19.20	19.19	19.35	
	12RB-Middle (6)	846.5 (27015)	19.42	19.36	19.36	
		831.5 (26865)	19.37	19.36	19.25	
		816.5 (26715)	19.20	19.19	19.35	
	12RB-Low (0)	846.5 (27015)	19.39	19.38	19.28	
		831.5 (26865)	19.19	19.18	19.34	
		816.5 (26715)	18.91	18.90	19.06	
	25RB (0)	846.5 (27015)	19.35	19.34	19.23	
		831.5 (26865)	19.27	19.26	19.42	
		816.5 (26715)	19.10	19.09	19.24	
	10MHz	1RB-High (49)	844 (26990)	19.16	19.15	19.31
			831.5 (26865)	19.23	19.22	19.38
			820 (26750)	19.01	19.01	19.16
1RB-Middle (24)		844 (26990)	19.33	19.32	19.40	
		831.5 (26865)	19.22	19.21	19.38	
		820 (26750)	18.95	18.94	19.10	
1RB-Low (0)		844 (26990)	19.33	19.32	19.37	
		831.5 (26865)	18.98	18.97	19.13	
		820 (26750)	18.70	18.69	18.84	
25RB-High (25)		844 (26990)	19.22	19.21	19.37	
		831.5 (26865)	19.22	19.21	19.37	
		820 (26750)	19.04	19.03	19.18	
25RB-Middle (12)		844 (26990)	19.31	19.30	19.35	
		831.5 (26865)	19.21	19.20	19.36	
		820 (26750)	19.04	19.03	19.19	
25RB-Low (0)		844 (26990)	19.23	19.22	19.38	
		831.5 (26865)	19.03	19.02	19.18	
		820 (26750)	18.75	18.74	18.90	
50RB (0)		844 (26990)	19.19	19.18	19.34	
		831.5 (26865)	19.11	19.10	19.26	
		820 (26750)	18.94	18.93	19.08	

15MHz	1RB-High (74)	841.5 (26965)	19.26	19.34	19.32
		831.5 (26865)	19.33	19.29	19.27
		822.5 (26775)	19.11	19.15	19.03
	1RB-Middle (37)	841.5 (26965)	19.43	19.30	19.28
		831.5 (26865)	19.33	19.35	19.33
		822.5 (26775)	19.05	19.16	19.04
	1RB-Low (0)	841.5 (26965)	19.43	19.40	19.42
		831.5 (26865)	19.08	19.00	19.38
		822.5 (26775)	18.79	18.97	18.85
	36RB-High (38)	841.5 (26965)	19.32	18.95	19.33
		831.5 (26865)	19.32	19.32	19.20
		822.5 (26775)	19.14	19.15	19.03
	36RB-Middle (19)	841.5 (26965)	19.42	18.96	19.34
		831.5 (26865)	19.31	19.32	19.20
		822.5 (26775)	19.14	19.17	19.05
	36RB-Low (0)	841.5 (26965)	19.33	19.42	19.30
		831.5 (26865)	19.13	19.15	19.03
		822.5 (26775)	18.85	18.88	18.76
	75RB (0)	841.5 (26965)	19.29	19.33	19.21
		831.5 (26865)	19.21	19.22	19.10
		822.5 (26775)	19.04	19.07	18.95

LTE B41(PC3) B1

Bandwidth (MHz)	RB allocation	Frequency (MHz)	Actual output power (dBm)		
	RB offset		QPSK	16QAM	64QAM
5MHz	1RB-High (24)	2687.5 (41565)	22.87	21.80	21.89
		2640.3(41093)	22.58	21.85	21.95
		2593 (40620)	22.36	21.85	21.94
		2545.8(40148)	22.98	21.90	21.99
		2498.5 (39675)	23.06	21.80	21.89
	1RB-Middle (12)	2687.5 (41565)	22.98	21.89	21.99
		2640.3(41093)	22.79	21.84	21.99
		2593 (40620)	22.96	21.91	21.89
		2545.8(40148)	22.95	21.99	21.99
		2498.5 (39675)	22.80	21.99	21.99
	1RB-Low (0)	2687.5 (41565)	22.73	21.99	21.89
		2640.3(41093)	22.76	21.82	21.89
		2593 (40620)	22.48	21.95	21.85
		2545.8(40148)	22.95	21.80	21.99
		2498.5 (39675)	22.80	21.80	21.89
	12RB-High (13)	2687.5 (41565)	22.23	21.92	21.82
		2640.3(41093)	21.98	21.88	21.98
		2593 (40620)	21.99	21.90	22.00
		2545.8(40148)	22.12	21.82	21.91
		2498.5 (39675)	22.61	21.88	21.98
	12RB-Middle (6)	2687.5 (41565)	22.18	21.87	21.97
		2640.3(41093)	22.12	21.81	21.91
		2593 (40620)	21.94	21.84	21.94
		2545.8(40148)	22.16	21.86	21.96
		2498.5 (39675)	22.69	21.96	21.85
	12RB-Low (0)	2687.5 (41565)	21.97	21.87	21.97
		2640.3(41093)	21.99	21.89	21.99
		2593 (40620)	21.93	21.84	21.94
		2545.8(40148)	22.16	21.85	21.95
		2498.5 (39675)	22.56	21.83	21.93
25RB (0)	2687.5 (41565)	22.04	21.94	21.84	
	2640.3(41093)	22.05	21.95	21.85	
	2593 (40620)	21.81	21.92	21.82	
	2545.8(40148)	22.09	21.98	21.88	
	2498.5 (39675)	22.58	21.85	21.95	

10MHz	1RB-High (49)	2685 (41540)	22.91	21.96	21.89
		2639(41080)	22.49	21.97	21.87
		2593 (40620)	22.28	21.96	21.86
		2547(40160)	22.83	21.80	21.99
		2501 (39700)	22.70	21.80	21.89
	1RB-Middle (24)	2685 (41540)	22.50	21.80	21.99
		2639(41080)	23.01	21.80	21.99
		2593 (40620)	22.87	21.92	21.99
		2547(40160)	22.94	21.80	21.89
		2501 (39700)	22.76	21.80	21.99
	1RB-Low (0)	2685 (41540)	22.64	21.91	21.80
		2639(41080)	22.67	21.94	21.83
		2593 (40620)	22.39	21.87	21.97
		2547(40160)	22.87	21.80	21.99
		2501 (39700)	22.70	21.80	21.99
	25RB-High (25)	2685 (41540)	22.15	21.84	21.94
		2639(41080)	21.90	21.80	21.90
		2593 (40620)	21.90	21.82	21.92
		2547(40160)	22.04	21.93	21.83
		2501 (39700)	22.53	21.80	21.90
	25RB-Middle (12)	2685 (41540)	22.10	21.99	21.89
		2639(41080)	22.04	21.93	21.83
		2593 (40620)	21.86	21.96	21.87
		2547(40160)	22.08	21.98	21.88
		2501 (39700)	22.60	21.87	21.97
	25RB-Low (0)	2685 (41540)	21.88	21.99	21.89
		2639(41080)	21.90	21.81	21.91
		2593 (40620)	21.84	21.96	21.86
		2547(40160)	22.08	21.97	21.87
		2501 (39700)	22.47	21.95	21.85
50RB (0)	2685 (41540)	21.96	21.86	21.96	
	2639(41080)	21.96	21.87	21.97	
	2593 (40620)	21.92	21.84	21.94	
	2547(40160)	22.00	21.90	21.80	
	2501 (39700)	22.49	21.97	21.87	



15MHz	1RB-High (74)	2682.5 (41515)	23.06	21.80	21.99
		2637.8(41068)	22.64	21.91	21.80
		2593 (40620)	22.42	21.90	22.00
		2548.3(40173)	22.94	21.80	21.99
		2503.5 (39725)	22.74	21.80	21.99
	1RB-Middle (37)	2682.5 (41515)	22.94	21.80	21.99
		2637.8(41068)	22.75	21.80	21.99
		2593 (40620)	23.01	21.80	21.89
		2548.3(40173)	22.86	21.80	21.99
		2503.5 (39725)	22.74	21.80	21.99
	1RB-Low (0)	2682.5 (41515)	22.78	21.84	21.89
		2637.8(41068)	22.81	21.87	21.99
		2593 (40620)	22.54	21.81	21.91
		2548.3(40173)	23.01	21.80	21.99
		2503.5 (39725)	22.95	21.80	21.89
	36RB-High (38)	2682.5 (41515)	22.29	21.98	21.87
		2637.8(41068)	22.04	21.94	21.84
		2593 (40620)	21.84	21.95	21.85
		2548.3(40173)	22.18	21.87	21.97
		2503.5 (39725)	22.67	21.94	21.83
	36RB-Middle (19)	2682.5 (41515)	22.24	21.93	21.83
		2637.8(41068)	22.18	21.87	21.97
		2593 (40620)	22.00	21.90	22.00
		2548.3(40173)	22.22	21.91	21.81
		2503.5 (39725)	22.75	21.81	21.87
	36RB-Low (0)	2682.5 (41515)	22.02	21.92	21.82
		2637.8(41068)	22.04	21.94	21.84
		2593 (40620)	21.98	21.89	21.99
		2548.3(40173)	22.22	21.91	21.81
		2503.5 (39725)	22.61	21.88	21.98
75RB (0)	2682.5 (41515)	22.10	22.00	21.90	
	2637.8(41068)	22.10	21.80	21.90	
	2593 (40620)	21.86	21.97	21.87	
	2548.3(40173)	22.14	21.83	21.93	
	2503.5 (39725)	22.64	21.91	21.80	

20MHz	1RB-High (99)	2680 (41490)	22.40	21.95	21.87
		2636.5(41055)	21.94	21.97	21.89
		2593 (40620)	21.98	21.92	21.90
		2549.5(40185)	22.70	21.88	21.93
		2506 (39750)	23.04	21.80	21.83
	1RB-Middle (50)	2680 (41490)	22.62	21.96	21.93
		2636.5(41055)	22.45	21.97	21.96
		2593 (40620)	22.23	21.82	21.84
		2549.5(40185)	22.71	21.86	21.90
		2506 (39750)	23.08	21.80	21.89
	1RB-Low (0)	2680 (41490)	22.03	21.99	21.83
		2636.5(41055)	22.12	21.82	21.86
		2593 (40620)	21.95	21.92	21.80
		2549.5(40185)	22.73	21.91	21.90
		2506 (39750)	23.06	21.80	21.85
	50RB-High (50)	2680 (41490)	21.82	21.95	21.98
		2636.5(41055)	21.89	21.89	21.95
		2593 (40620)	21.99	21.99	21.98
		2549.5(40185)	21.82	21.80	21.88
		2506 (39750)	22.07	21.88	21.92
	50RB-Middle (25)	2680 (41490)	21.94	21.90	21.94
		2636.5(41055)	21.85	21.84	21.88
		2593 (40620)	21.95	21.94	21.92
		2549.5(40185)	21.88	21.86	21.92
		2506 (39750)	22.13	21.93	22.00
	50RB-Low (0)	2680 (41490)	21.91	21.91	21.94
		2636.5(41055)	21.89	21.91	21.96
		2593 (40620)	21.96	21.98	21.92
		2549.5(40185)	21.87	21.86	21.92
		2506 (39750)	21.99	21.98	21.87
100RB (0)	2680 (41490)	21.82	21.81	21.81	
	2636.5(41055)	21.92	21.93	21.81	
	2593 (40620)	21.83	21.97	21.99	
	2549.5(40185)	21.82	21.80	21.85	
	2506 (39750)	22.04	21.85	21.89	

## LTEB41(PC3) C1

Bandwidth (MHz)	RB allocation	Frequency (MHz)	Actual output power (dBm)		
	RB offset		QPSK	16QAM	64QAM
5MHz	1RB-High (24)	2687.5 (41565)	22.31	21.88	21.81
		2640.3(41093)	22.07	21.85	21.98
		2593 (40620)	21.92	21.92	21.85
		2545.8(40148)	22.56	21.93	21.80
		2498.5 (39675)	22.99	22.35	21.90
	1RB-Middle (12)	2687.5 (41565)	22.49	21.86	21.98
		2640.3(41093)	22.50	21.87	21.99
		2593 (40620)	22.35	21.93	21.85
		2545.8(40148)	22.48	21.85	21.97
		2498.5 (39675)	23.07	22.43	21.90
	1RB-Low (0)	2687.5 (41565)	21.99	21.98	21.91
		2640.3(41093)	22.22	22.00	21.92
		2593 (40620)	21.93	21.92	21.85
		2545.8(40148)	22.51	21.88	21.80
		2498.5 (39675)	23.09	22.45	21.90
	12RB-High (13)	2687.5 (41565)	21.87	21.87	21.81
		2640.3(41093)	21.99	21.99	21.94
		2593 (40620)	21.99	22.00	21.95
		2545.8(40148)	21.93	21.94	21.88
		2498.5 (39675)	22.02	21.81	21.94
	12RB-Middle (6)	2687.5 (41565)	21.99	21.99	21.93
		2640.3(41093)	21.96	21.96	21.90
		2593 (40620)	21.92	21.93	21.87
		2545.8(40148)	21.82	21.81	21.95
		2498.5 (39675)	22.12	21.90	21.83
	12RB-Low (0)	2687.5 (41565)	21.96	21.97	21.91
		2640.3(41093)	21.98	21.98	21.93
		2593 (40620)	21.97	21.98	21.93
		2545.8(40148)	21.97	21.97	21.91
		2498.5 (39675)	21.97	21.96	21.89
25RB (0)	2687.5 (41565)	21.83	21.83	21.98	
	2640.3(41093)	21.81	21.82	21.96	
	2593 (40620)	21.83	21.84	21.98	
	2545.8(40148)	21.89	21.90	21.84	
	2498.5 (39675)	22.01	22.00	21.93	

10MHz	1RB-High (49)	2685 (41540)	22.35	21.93	21.86
		2639(41080)	22.12	21.90	21.83
		2593 (40620)	21.97	21.96	21.90
		2547(40160)	22.61	21.98	21.80
		2501 (39700)	23.04	22.40	21.90
	1RB-Middle (24)	2685 (41540)	22.54	21.91	21.90
		2639(41080)	22.54	21.92	21.90
		2593 (40620)	22.40	21.97	21.90
		2547(40160)	22.52	21.90	21.80
		2501 (39700)	23.12	22.48	21.90
	1RB-Low (0)	2685 (41540)	22.04	21.82	21.95
		2639(41080)	22.27	21.85	21.97
		2593 (40620)	21.98	21.97	21.90
		2547(40160)	22.56	21.93	21.90
		2501 (39700)	23.14	22.50	21.90
	25RB-High (25)	2685 (41540)	21.92	21.92	21.85
		2639(41080)	21.83	21.84	21.98
		2593 (40620)	21.84	21.84	21.99
		2547(40160)	21.98	21.98	21.92
		2501 (39700)	22.07	21.86	21.99
	25RB-Middle (12)	2685 (41540)	21.83	21.83	21.97
		2639(41080)	21.80	21.80	21.94
		2593 (40620)	21.97	21.97	21.92
		2547(40160)	21.86	21.86	22.00
		2501 (39700)	22.16	21.95	21.87
	25RB-Low (0)	2685 (41540)	21.81	21.81	21.95
		2639(41080)	21.83	21.83	21.97
		2593 (40620)	21.81	21.82	21.97
		2547(40160)	21.82	21.81	21.95
		2501 (39700)	22.02	21.81	21.94
50RB (0)	2685 (41540)	21.88	21.88	21.82	
	2639(41080)	21.86	21.86	21.80	
	2593 (40620)	21.87	21.88	21.83	
	2547(40160)	21.94	21.94	21.88	
	2501 (39700)	22.06	21.84	21.97	

15MHz	1RB-High (74)	2682.5 (41515)	22.91	22.27	21.90
		2637.8(41068)	22.67	22.04	21.90
		2593 (40620)	22.32	21.90	21.82
		2548.3(40173)	23.17	22.53	21.84
		2503.5 (39725)	23.60	22.95	21.98
	1RB-Middle (37)	2682.5 (41515)	23.10	22.45	21.82
		2637.8(41068)	23.11	22.46	21.84
		2593 (40620)	22.96	22.32	21.85
		2548.3(40173)	23.08	22.44	21.89
		2503.5 (39725)	23.69	22.69	21.98
	1RB-Low (0)	2682.5 (41515)	22.59	21.96	21.83
		2637.8(41068)	22.82	22.19	21.90
		2593 (40620)	22.53	21.90	21.91
		2548.3(40173)	23.12	22.48	21.80
		2503.5 (39725)	23.71	22.59	21.84
	36RB-High (38)	2682.5 (41515)	22.27	21.85	21.98
		2637.8(41068)	21.98	21.97	21.90
		2593 (40620)	21.98	21.97	21.91
		2548.3(40173)	22.13	21.91	21.84
		2503.5 (39725)	22.63	22.00	21.90
	36RB-Middle (19)	2682.5 (41515)	22.18	21.97	21.89
		2637.8(41068)	22.15	21.94	21.87
		2593 (40620)	21.91	21.90	21.84
		2548.3(40173)	22.21	21.99	21.92
		2503.5 (39725)	22.72	22.09	21.90
36RB-Low (0)	2682.5 (41515)	21.95	21.94	21.88	
	2637.8(41068)	21.97	21.96	21.89	
	2593 (40620)	21.96	21.95	21.89	
	2548.3(40173)	22.16	21.95	21.88	
	2503.5 (39725)	22.57	21.94	21.90	
75RB (0)	2682.5 (41515)	22.03	21.81	21.94	
	2637.8(41068)	22.01	21.99	21.93	
	2593 (40620)	21.82	21.81	21.95	
	2548.3(40173)	22.09	21.87	21.80	
	2503.5 (39725)	22.61	21.98	21.90	

20MHz	1RB-High (99)	2680 (41490)	22.91	22.41	21.86
		2636.5(41055)	22.66	21.82	21.91
		2593 (40620)	22.31	21.99	21.90
		2549.5(40185)	23.17	22.63	21.86
		2506 (39750)	23.61	22.99	22.00
	1RB-Middle (50)	2680 (41490)	23.09	22.68	21.92
		2636.5(41055)	23.10	22.31	21.97
		2593 (40620)	22.95	22.10	21.97
		2549.5(40185)	23.08	22.71	21.94
		2506 (39750)	23.70	22.95	21.97
	1RB-Low (0)	2680 (41490)	22.58	22.08	21.96
		2636.5(41055)	22.82	21.95	21.83
		2593 (40620)	22.52	21.87	21.97
		2549.5(40185)	23.12	22.65	21.88
		2506 (39750)	23.71	22.92	21.93
	50RB-High (50)	2680 (41490)	22.26	21.86	21.99
		2636.5(41055)	21.96	21.94	21.89
		2593 (40620)	21.96	21.97	21.93
		2549.5(40185)	22.12	21.96	21.90
		2506 (39750)	22.62	21.81	21.92
	50RB-Middle (25)	2680 (41490)	22.17	21.83	21.96
		2636.5(41055)	22.14	21.88	21.82
		2593 (40620)	21.90	21.93	21.88
		2549.5(40185)	22.20	21.82	21.95
		2506 (39750)	22.71	21.90	22.00
50RB-Low (0)	2680 (41490)	21.94	21.97	21.92	
	2636.5(41055)	21.96	21.98	21.93	
	2593 (40620)	21.94	21.95	21.92	
	2549.5(40185)	22.15	21.81	21.94	
	2506 (39750)	22.56	21.97	21.88	
100RB (0)	2680 (41490)	22.01	21.82	21.97	
	2636.5(41055)	21.99	21.99	21.94	
	2593 (40620)	21.80	21.80	21.96	
	2549.5(40185)	22.07	21.89	21.83	
	2506 (39750)	22.60	21.98	21.89	

## LTEB41(PC3) A1

Bandwidth (MHz)	RB allocation	Frequency (MHz)	Actual output power (dBm)		
	RB offset		QPSK	16QAM	64QAM
5MHz	1RB-High (24)	2687.5 (41565)	18.08	18.02	18.04
		2640.3(41093)	17.97	17.98	17.84
		2593 (40620)	17.98	17.87	18.07
		2545.8(40148)	17.94	17.97	18.02
		2498.5 (39675)	17.99	17.93	17.90
	1RB-Middle (12)	2687.5 (41565)	17.90	18.03	17.90
		2640.3(41093)	18.01	17.86	18.04
		2593 (40620)	18.04	17.92	17.86
		2545.8(40148)	17.85	17.93	17.96
		2498.5 (39675)	17.92	18.03	17.95
	1RB-Low (0)	2687.5 (41565)	17.85	18.03	17.92
		2640.3(41093)	17.98	17.91	17.95
		2593 (40620)	17.86	17.95	17.96
		2545.8(40148)	18.06	17.99	18.05
		2498.5 (39675)	18.01	17.90	17.98
	12RB-High (13)	2687.5 (41565)	17.93	18.02	18.04
		2640.3(41093)	18.03	17.92	17.96
		2593 (40620)	18.01	17.84	17.88
		2545.8(40148)	17.95	18.05	17.96
		2498.5 (39675)	18.06	17.92	17.98
	12RB-Middle (6)	2687.5 (41565)	17.97	18.07	18.05
		2640.3(41093)	17.95	17.94	18.02
		2593 (40620)	17.98	17.99	17.87
		2545.8(40148)	17.92	17.99	18.00
		2498.5 (39675)	18.04	18.01	18.03
	12RB-Low (0)	2687.5 (41565)	17.88	17.95	17.98
		2640.3(41093)	17.89	18.07	17.94
		2593 (40620)	17.86	17.84	17.90
		2545.8(40148)	17.98	17.87	18.06
		2498.5 (39675)	18.07	17.84	17.91
25RB (0)	2687.5 (41565)	17.95	17.89	17.84	
	2640.3(41093)	18.00	17.97	18.07	
	2593 (40620)	17.89	18.01	17.85	
	2545.8(40148)	18.08	17.88	17.90	
	2498.5 (39675)	17.90	17.85	18.02	

10MHz	1RB-High (49)	2685 (41540)	18.01	18.00	17.85
		2639(41080)	17.86	17.85	17.85
		2593 (40620)	18.04	17.93	17.96
		2547(40160)	18.03	18.06	17.96
		2501 (39700)	18.03	18.03	17.90
	1RB-Middle (24)	2685 (41540)	17.86	18.00	17.87
		2639(41080)	18.03	17.84	17.94
		2593 (40620)	17.88	17.88	17.94
		2547(40160)	18.01	17.99	17.85
		2501 (39700)	17.92	18.01	17.96
	1RB-Low (0)	2685 (41540)	18.05	18.04	17.95
		2639(41080)	17.90	18.05	17.91
		2593 (40620)	17.99	18.00	17.91
		2547(40160)	18.05	17.90	17.89
		2501 (39700)	18.05	17.93	17.95
	25RB-High (25)	2685 (41540)	17.87	17.93	18.00
		2639(41080)	17.88	18.04	17.86
		2593 (40620)	17.97	17.85	17.95
		2547(40160)	18.02	17.86	17.94
		2501 (39700)	18.06	17.92	17.91
	25RB-Middle (12)	2685 (41540)	18.03	17.84	17.86
		2639(41080)	18.02	17.94	18.01
		2593 (40620)	17.92	18.03	17.95
		2547(40160)	17.95	17.89	17.93
		2501 (39700)	18.02	17.87	17.96
	25RB-Low (0)	2685 (41540)	17.97	17.91	18.06
		2639(41080)	17.93	17.89	17.90
		2593 (40620)	17.85	17.92	17.91
		2547(40160)	18.05	17.98	17.91
		2501 (39700)	18.00	17.91	17.95
50RB (0)	2685 (41540)	17.92	18.06	17.91	
	2639(41080)	18.03	17.90	17.89	
	2593 (40620)	18.05	17.95	17.92	
	2547(40160)	18.08	18.05	17.93	
	2501 (39700)	17.92	17.96	17.88	



15MHz	1RB-High (74)	2682.5 (41515)	18.01	18.06	17.95
		2637.8(41068)	17.87	18.04	17.93
		2593 (40620)	17.88	17.96	17.98
		2548.3(40173)	17.89	17.89	17.93
		2503.5 (39725)	17.89	18.01	17.99
	1RB-Middle (37)	2682.5 (41515)	18.07	17.90	18.00
		2637.8(41068)	17.93	18.07	17.90
		2593 (40620)	17.94	17.87	17.93
		2548.3(40173)	17.89	17.94	18.05
		2503.5 (39725)	17.87	17.95	17.88
	1RB-Low (0)	2682.5 (41515)	17.97	18.04	17.86
		2637.8(41068)	17.99	17.97	17.84
		2593 (40620)	17.89	18.04	17.89
		2548.3(40173)	18.05	17.94	17.90
		2503.5 (39725)	17.88	17.91	17.91
	36RB-High (38)	2682.5 (41515)	18.07	17.90	18.05
		2637.8(41068)	17.91	17.86	17.87
		2593 (40620)	17.88	17.98	17.99
		2548.3(40173)	17.92	17.85	17.99
		2503.5 (39725)	18.04	17.85	17.90
	36RB-Middle (19)	2682.5 (41515)	17.89	17.89	17.93
		2637.8(41068)	17.94	17.84	17.84
		2593 (40620)	17.89	17.97	17.89
		2548.3(40173)	17.92	17.89	17.87
		2503.5 (39725)	17.89	17.89	18.06
36RB-Low (0)	2682.5 (41515)	18.07	17.95	17.98	
	2637.8(41068)	17.90	17.87	18.05	
	2593 (40620)	17.99	18.05	17.84	
	2548.3(40173)	17.87	17.87	18.05	
	2503.5 (39725)	17.88	18.04	17.86	
75RB (0)	2682.5 (41515)	18.04	17.94	17.97	
	2637.8(41068)	17.91	17.96	17.93	
	2593 (40620)	17.97	18.03	17.94	
	2548.3(40173)	18.04	17.99	18.06	
	2503.5 (39725)	17.86	17.88	17.95	

20MHz	1RB-High (99)	2680 (41490)	17.45	17.46	18.03
		2636.5(41055)	17.21	17.03	17.85
		2593 (40620)	16.93	17.03	17.91
		2549.5(40185)	17.73	17.68	18.00
		2506 (39750)	18.20	18.09	17.99
	1RB-Middle (50)	2680 (41490)	17.76	17.70	18.07
		2636.5(41055)	17.64	17.45	17.89
		2593 (40620)	17.32	17.56	18.03
		2549.5(40185)	17.77	17.64	18.05
		2506 (39750)	18.11	18.09	18.05
	1RB-Low (0)	2680 (41490)	17.18	17.11	18.01
		2636.5(41055)	17.37	17.23	17.97
		2593 (40620)	17.05	17.16	18.02
		2549.5(40185)	17.74	17.71	18.04
		2506 (39750)	18.14	18.10	17.86
	50RB-High (50)	2680 (41490)	17.75	17.72	17.92
		2636.5(41055)	17.48	17.49	17.94
		2593 (40620)	17.24	17.30	18.00
		2549.5(40185)	17.57	17.54	17.99
		2506 (39750)	18.05	18.10	18.08
	50RB-Middle (25)	2680 (41490)	17.68	17.66	17.95
		2636.5(41055)	17.65	17.64	17.88
		2593 (40620)	17.41	17.45	18.01
		2549.5(40185)	17.64	17.61	17.95
		2506 (39750)	18.18	18.19	17.90
50RB-Low (0)	2680 (41490)	17.46	17.44	17.94	
	2636.5(41055)	17.52	17.48	17.99	
	2593 (40620)	17.24	17.27	17.89	
	2549.5(40185)	17.61	17.56	17.92	
	2506 (39750)	18.03	18.06	17.85	
100RB (0)	2680 (41490)	17.59	17.51	18.04	
	2636.5(41055)	17.55	17.54	18.07	
	2593 (40620)	17.29	17.31	17.85	
	2549.5(40185)	17.58	17.53	18.06	
	2506 (39750)	18.04	18.10	18.01	

## LTE B41(PC2) B1

Bandwidth (MHz)	RB allocation	Frequency (MHz)	Actual output power (dBm)		
	RB offset		QPSK	16QAM	64QAM
5MHz	1RB-High (24)	2687.5 (41565)	24.78	24.61	22.98
		2640.3(41093)	25.07	24.72	23.03
		2593 (40620)	24.77	24.81	23.00
		2545.8(40148)	25.06	24.69	23.04
		2498.5 (39675)	24.80	24.53	22.94
	1RB-Middle (12)	2687.5 (41565)	24.81	24.54	22.87
		2640.3(41093)	25.03	24.58	23.13
		2593 (40620)	24.81	24.74	22.95
		2545.8(40148)	24.77	24.57	23.04
		2498.5 (39675)	24.80	24.93	22.90
	1RB-Low (0)	2687.5 (41565)	25.03	24.61	23.10
		2640.3(41093)	24.79	24.93	22.98
		2593 (40620)	24.87	24.73	22.96
		2545.8(40148)	24.80	24.72	23.07
		2498.5 (39675)	24.95	24.54	22.93
	12RB-High (13)	2687.5 (41565)	25.05	24.71	22.88
		2640.3(41093)	24.94	24.59	22.91
		2593 (40620)	25.05	24.85	23.12
		2545.8(40148)	24.85	24.87	23.10
		2498.5 (39675)	24.95	24.61	23.06
	12RB-Middle (6)	2687.5 (41565)	25.08	24.80	23.11
		2640.3(41093)	25.07	24.89	23.10
		2593 (40620)	25.06	24.68	23.17
		2545.8(40148)	24.80	24.61	23.06
		2498.5 (39675)	24.93	24.69	23.02
	12RB-Low (0)	2687.5 (41565)	24.83	24.56	22.87
		2640.3(41093)	24.90	24.78	23.05
		2593 (40620)	24.81	24.74	23.07
		2545.8(40148)	24.94	24.70	22.96
		2498.5 (39675)	24.90	24.89	22.91
25RB (0)	2687.5 (41565)	24.81	24.85	22.93	
	2640.3(41093)	24.83	24.78	22.98	
	2593 (40620)	25.03	24.51	22.92	
	2545.8(40148)	24.79	24.85	23.04	
	2498.5 (39675)	24.79	24.57	23.09	

10MHz	1RB-High (49)	2685 (41540)	24.91	24.90	23.11
		2639(41080)	24.80	24.61	23.03
		2593 (40620)	25.05	24.63	22.93
		2547(40160)	24.80	24.67	22.92
		2501 (39700)	25.05	24.89	23.01
	1RB-Middle (24)	2685 (41540)	25.06	24.86	23.04
		2639(41080)	25.06	24.52	23.17
		2593 (40620)	24.75	24.63	23.11
		2547(40160)	25.03	24.86	22.96
		2501 (39700)	24.87	24.84	23.01
	1RB-Low (0)	2685 (41540)	24.77	24.54	22.93
		2639(41080)	24.90	24.57	23.00
		2593 (40620)	24.87	24.62	23.01
		2547(40160)	24.79	24.81	22.87
		2501 (39700)	24.74	24.86	23.15
	25RB-High (25)	2685 (41540)	25.00	24.84	23.08
		2639(41080)	24.88	24.76	23.05
		2593 (40620)	24.82	24.72	22.85
		2547(40160)	24.89	24.90	23.04
		2501 (39700)	25.01	24.78	23.15
	25RB-Middle (12)	2685 (41540)	24.85	24.77	23.16
		2639(41080)	24.88	24.78	22.90
		2593 (40620)	25.08	24.77	23.15
		2547(40160)	25.04	24.62	23.04
		2501 (39700)	25.06	24.55	22.95
25RB-Low (0)	2685 (41540)	24.98	24.83	23.17	
	2639(41080)	24.74	24.76	22.90	
	2593 (40620)	24.92	24.70	23.16	
	2547(40160)	24.74	24.61	23.05	
	2501 (39700)	24.80	24.90	23.15	
50RB (0)	2685 (41540)	24.98	24.72	23.15	
	2639(41080)	24.90	24.77	23.10	
	2593 (40620)	24.98	24.57	23.16	
	2547(40160)	25.07	24.84	22.97	
	2501 (39700)	24.84	24.85	22.88	

15MHz	1RB-High (74)	2682.5 (41515)	25.01	24.73	23.16
		2637.8(41068)	24.89	24.53	22.85
		2593 (40620)	24.77	24.83	22.97
		2548.3(40173)	24.94	24.84	22.90
		2503.5 (39725)	24.99	24.76	22.91
	1RB-Middle (37)	2682.5 (41515)	24.87	24.50	22.96
		2637.8(41068)	25.02	24.57	22.96
		2593 (40620)	24.95	24.63	23.02
		2548.3(40173)	24.79	24.68	22.94
		2503.5 (39725)	24.86	24.91	23.00
	1RB-Low (0)	2682.5 (41515)	24.94	24.89	22.97
		2637.8(41068)	24.82	24.54	22.93
		2593 (40620)	24.96	24.90	23.08
		2548.3(40173)	24.96	24.79	23.15
		2503.5 (39725)	24.98	24.89	22.85
	36RB-High (38)	2682.5 (41515)	24.98	24.77	23.05
		2637.8(41068)	25.05	24.56	22.97
		2593 (40620)	24.75	24.87	22.91
		2548.3(40173)	24.74	24.58	23.05
		2503.5 (39725)	24.79	24.56	23.15
	36RB-Middle (19)	2682.5 (41515)	25.02	24.63	22.92
		2637.8(41068)	25.03	24.62	22.95
		2593 (40620)	24.86	24.64	22.87
		2548.3(40173)	24.77	24.82	23.09
		2503.5 (39725)	24.78	24.93	23.12
36RB-Low (0)	2682.5 (41515)	25.08	24.88	23.17	
	2637.8(41068)	24.90	24.53	23.05	
	2593 (40620)	24.87	24.74	22.90	
	2548.3(40173)	24.80	24.57	23.01	
	2503.5 (39725)	24.75	24.75	23.02	
75RB (0)	2682.5 (41515)	24.78	24.79	22.92	
	2637.8(41068)	25.07	24.77	23.10	
	2593 (40620)	25.03	24.53	22.92	
	2548.3(40173)	24.79	24.77	23.10	
	2503.5 (39725)	24.87	24.67	23.15	

20MHz	1RB-High (99)	2680 (41490)	24.27	23.54	22.31
		2636.5(41055)	24.83	24.10	22.78
		2593 (40620)	24.67	24.31	22.70
		2549.5(40185)	25.67	24.97	23.50
		2506 (39750)	25.99	25.26	23.80
	1RB-Middle (50)	2680 (41490)	24.05	23.32	22.06
		2636.5(41055)	25.14	24.37	23.05
		2593 (40620)	25.23	24.75	23.15
		2549.5(40185)	25.73	25.02	23.48
		2506 (39750)	26.14	25.32	23.80
	1RB-Low (0)	2680 (41490)	24.04	23.30	22.02
		2636.5(41055)	25.14	24.20	23.00
		2593 (40620)	24.91	24.33	22.80
		2549.5(40185)	25.69	24.97	23.51
		2506 (39750)	26.04	25.19	23.77
	50RB-High (50)	2680 (41490)	23.19	22.18	21.28
		2636.5(41055)	24.15	23.18	22.16
		2593 (40620)	24.17	23.22	22.12
		2549.5(40185)	24.61	23.59	22.42
		2506 (39750)	25.10	24.08	22.86
	50RB-Middle (25)	2680 (41490)	23.13	22.15	21.19
		2636.5(41055)	24.34	23.35	22.33
		2593 (40620)	24.36	23.40	22.28
		2549.5(40185)	24.65	23.68	22.51
		2506 (39750)	25.14	24.15	22.93
50RB-Low (0)	2680 (41490)	23.10	22.09	21.14	
	2636.5(41055)	24.29	23.33	22.32	
	2593 (40620)	24.15	23.24	22.09	
	2549.5(40185)	24.66	23.66	22.45	
	2506 (39750)	24.98	23.98	22.79	
100RB (0)	2680 (41490)	23.15	22.13	21.21	
	2636.5(41055)	24.22	23.24	22.24	
	2593 (40620)	24.21	23.22	22.13	
	2549.5(40185)	24.58	23.59	22.39	
	2506 (39750)	25.05	24.06	22.81	

## LTE B41(PC2) A1

Bandwidth (MHz)	RB allocation	Frequency (MHz)	Actual output power (dBm)		
	RB offset		QPSK	16QAM	64QAM
5MHz	1RB-High (24)	2687.5 (41565)	20.10	19.87	19.56
		2640.3(41093)	19.75	20.05	19.40
		2593 (40620)	19.82	19.58	19.62
		2545.8(40148)	20.01	19.70	19.50
		2498.5 (39675)	19.58	19.50	19.47
	1RB-Middle (12)	2687.5 (41565)	19.93	19.74	19.68
		2640.3(41093)	19.55	19.50	19.65
		2593 (40620)	20.06	19.88	19.45
		2545.8(40148)	20.03	19.66	19.56
		2498.5 (39675)	20.06	20.12	19.43
	1RB-Low (0)	2687.5 (41565)	19.87	20.02	19.62
		2640.3(41093)	19.93	19.90	19.60
		2593 (40620)	20.09	19.84	19.60
		2545.8(40148)	19.68	19.81	19.68
		2498.5 (39675)	20.07	19.70	19.61
	12RB-High (13)	2687.5 (41565)	19.68	20.12	19.45
		2640.3(41093)	19.84	19.85	19.54
		2593 (40620)	19.66	19.84	19.48
		2545.8(40148)	19.55	19.55	19.43
		2498.5 (39675)	19.67	19.72	19.49
	12RB-Middle (6)	2687.5 (41565)	20.09	19.85	19.46
		2640.3(41093)	19.77	19.50	19.53
		2593 (40620)	19.88	19.74	19.39
		2545.8(40148)	19.76	19.76	19.42
		2498.5 (39675)	19.62	19.95	19.55
	12RB-Low (0)	2687.5 (41565)	20.04	19.95	19.62
		2640.3(41093)	19.92	19.61	19.61
		2593 (40620)	20.08	19.95	19.49
		2545.8(40148)	19.99	19.53	19.58
		2498.5 (39675)	19.51	19.73	19.55
25RB (0)	2687.5 (41565)	19.61	20.07	19.72	
	2640.3(41093)	19.77	19.61	19.60	
	2593 (40620)	19.80	20.12	19.47	
	2545.8(40148)	19.64	20.11	19.61	
	2498.5 (39675)	19.98	19.92	19.43	

10MHz	1RB-High (49)	2685 (41540)	20.01	19.87	19.45
		2639(41080)	19.78	19.63	19.65
		2593 (40620)	19.52	19.76	19.72
		2547(40160)	19.49	20.02	19.68
		2501 (39700)	20.08	19.74	19.69
	1RB-Middle (24)	2685 (41540)	19.87	19.55	19.50
		2639(41080)	19.99	19.64	19.47
		2593 (40620)	19.82	20.09	19.55
		2547(40160)	19.96	19.97	19.66
		2501 (39700)	20.06	19.64	19.44
	1RB-Low (0)	2685 (41540)	19.67	19.96	19.50
		2639(41080)	20.08	19.90	19.41
		2593 (40620)	19.75	20.08	19.45
		2547(40160)	19.70	19.84	19.44
		2501 (39700)	19.65	19.91	19.60
	25RB-High (25)	2685 (41540)	19.79	19.74	19.52
		2639(41080)	19.55	19.93	19.54
		2593 (40620)	19.99	19.84	19.45
		2547(40160)	20.05	19.94	19.53
		2501 (39700)	19.73	19.82	19.52
	25RB-Middle (12)	2685 (41540)	19.65	19.57	19.45
		2639(41080)	19.67	19.71	19.40
		2593 (40620)	20.06	19.67	19.41
		2547(40160)	20.12	20.12	19.42
		2501 (39700)	19.99	19.77	19.54
25RB-Low (0)	2685 (41540)	19.72	19.59	19.56	
	2639(41080)	19.81	19.55	19.42	
	2593 (40620)	19.78	19.83	19.48	
	2547(40160)	20.03	19.94	19.49	
	2501 (39700)	19.88	19.69	19.43	
50RB (0)	2685 (41540)	19.60	19.62	19.52	
	2639(41080)	19.87	19.79	19.70	
	2593 (40620)	19.82	20.07	19.72	
	2547(40160)	20.12	19.68	19.68	
	2501 (39700)	20.00	19.95	19.48	



15MHz	1RB-High (74)	2682.5 (41515)	19.61	19.93	19.47
		2637.8(41068)	19.72	19.78	19.46
		2593 (40620)	19.55	19.79	19.41
		2548.3(40173)	19.77	20.02	19.64
		2503.5 (39725)	20.07	20.07	19.72
	1RB-Middle (37)	2682.5 (41515)	19.98	19.91	19.67
		2637.8(41068)	19.74	20.00	19.66
		2593 (40620)	20.02	19.75	19.53
		2548.3(40173)	20.12	19.86	19.43
		2503.5 (39725)	19.52	19.93	19.65
	1RB-Low (0)	2682.5 (41515)	19.55	19.98	19.70
		2637.8(41068)	19.97	19.81	19.70
		2593 (40620)	19.57	19.89	19.39
		2548.3(40173)	19.55	19.99	19.48
		2503.5 (39725)	19.80	20.00	19.65
	36RB-High (38)	2682.5 (41515)	20.12	20.01	19.59
		2637.8(41068)	19.54	19.82	19.69
		2593 (40620)	19.99	20.10	19.61
		2548.3(40173)	19.88	19.59	19.47
		2503.5 (39725)	20.12	20.12	19.68
	36RB-Middle (19)	2682.5 (41515)	19.54	19.64	19.63
		2637.8(41068)	20.06	19.79	19.67
		2593 (40620)	19.85	19.98	19.52
		2548.3(40173)	19.73	19.72	19.43
		2503.5 (39725)	19.71	19.72	19.69
	36RB-Low (0)	2682.5 (41515)	19.75	19.81	19.63
		2637.8(41068)	19.88	20.10	19.45
		2593 (40620)	19.76	20.01	19.39
		2548.3(40173)	19.52	19.87	19.70
		2503.5 (39725)	19.74	20.05	19.55
75RB (0)	2682.5 (41515)	20.09	19.86	19.57	
	2637.8(41068)	19.86	19.67	19.45	
	2593 (40620)	20.10	19.88	19.40	
	2548.3(40173)	19.95	19.64	19.56	
	2503.5 (39725)	19.73	19.98	19.69	

20MHz	1RB-High (99)	2680 (41490)	19.64	20.16	19.34
		2636.5(41055)	19.33	19.60	18.82
		2593 (40620)	19.08	19.29	18.52
		2549.5(40185)	19.81	20.36	19.52
		2506 (39750)	20.40	20.74	19.89
	1RB-Middle (50)	2680 (41490)	19.87	20.36	19.53
		2636.5(41055)	19.74	20.03	19.22
		2593 (40620)	19.62	19.80	19.00
		2549.5(40185)	19.84	20.40	19.56
		2506 (39750)	20.34	20.70	19.85
	1RB-Low (0)	2680 (41490)	19.31	19.76	18.97
		2636.5(41055)	19.45	19.78	18.98
		2593 (40620)	19.21	19.38	18.61
		2549.5(40185)	19.82	20.36	19.53
		2506 (39750)	20.34	20.71	19.86
	50RB-High (50)	2680 (41490)	19.99	19.98	19.18
		2636.5(41055)	19.66	19.66	18.87
		2593 (40620)	19.48	19.49	18.71
		2549.5(40185)	19.81	19.88	19.08
		2506 (39750)	20.31	20.32	19.49
	50RB-Middle (25)	2680 (41490)	19.91	19.93	19.12
		2636.5(41055)	19.82	19.82	19.02
		2593 (40620)	19.66	19.66	18.87
		2549.5(40185)	19.86	19.99	19.19
		2506 (39750)	20.39	20.39	19.56
50RB-Low (0)	2680 (41490)	19.70	19.74	18.95	
	2636.5(41055)	19.65	19.67	18.89	
	2593 (40620)	19.44	19.47	18.69	
	2549.5(40185)	19.87	19.93	19.12	
	2506 (39750)	20.22	20.29	19.46	
100RB (0)	2680 (41490)	19.79	19.76	18.97	
	2636.5(41055)	19.68	19.73	18.94	
	2593 (40620)	19.51	19.54	18.76	
	2549.5(40185)	19.77	19.81	19.02	
	2506 (39750)	20.29	20.33	19.50	

## LTEB41(PC2) C1

Bandwidth (MHz)	RB allocation	Frequency (MHz)	Actual output power (dBm)		
	RB offset		QPSK	16QAM	64QAM
5MHz	1RB-High (24)	2687.5 (41565)	23.85	22.23	22.77
		2640.3(41093)	23.84	22.10	22.72
		2593 (40620)	24.01	22.50	22.59
		2545.8(40148)	23.82	22.06	22.38
		2498.5 (39675)	23.41	22.70	22.45
	1RB-Middle (12)	2687.5 (41565)	23.46	22.67	22.22
		2640.3(41093)	23.42	22.13	22.76
		2593 (40620)	23.84	22.60	22.27
		2545.8(40148)	23.69	22.44	22.23
		2498.5 (39675)	23.43	22.57	22.45
	1RB-Low (0)	2687.5 (41565)	23.71	22.73	22.54
		2640.3(41093)	23.93	22.08	22.63
		2593 (40620)	23.89	22.43	22.64
		2545.8(40148)	23.92	22.28	22.40
		2498.5 (39675)	23.70	22.35	22.70
	12RB-High (13)	2687.5 (41565)	23.59	22.73	22.68
		2640.3(41093)	23.53	22.24	22.69
		2593 (40620)	23.58	22.14	22.36
		2545.8(40148)	23.71	22.76	22.39
		2498.5 (39675)	23.46	22.34	22.28
	12RB-Middle (6)	2687.5 (41565)	23.69	22.27	22.08
		2640.3(41093)	23.56	22.41	22.48
		2593 (40620)	23.81	22.41	22.78
		2545.8(40148)	23.33	22.52	22.30
		2498.5 (39675)	24.02	22.16	22.15
	12RB-Low (0)	2687.5 (41565)	23.98	22.17	22.20
		2640.3(41093)	23.65	22.28	22.57
		2593 (40620)	23.62	22.36	22.48
		2545.8(40148)	23.91	22.12	22.56
		2498.5 (39675)	23.48	22.48	22.34
25RB (0)	2687.5 (41565)	23.37	22.52	22.77	
	2640.3(41093)	23.34	22.55	22.49	
	2593 (40620)	23.47	22.30	22.39	
	2545.8(40148)	23.59	22.15	22.49	
	2498.5 (39675)	23.77	22.38	22.65	

10MHz	1RB-High (49)	2685 (41540)	23.35	22.47	22.29
		2639(41080)	23.94	22.54	22.65
		2593 (40620)	23.38	22.75	22.53
		2547(40160)	23.92	22.60	22.72
		2501 (39700)	23.48	22.71	22.63
	1RB-Middle (24)	2685 (41540)	23.72	22.63	22.27
		2639(41080)	23.97	22.77	22.52
		2593 (40620)	23.94	22.28	22.27
		2547(40160)	23.45	22.68	22.05
		2501 (39700)	23.80	22.19	22.65
	1RB-Low (0)	2685 (41540)	23.51	22.27	22.25
		2639(41080)	23.69	22.34	22.23
		2593 (40620)	23.57	22.05	22.47
		2547(40160)	23.48	22.17	22.60
		2501 (39700)	23.80	22.33	22.24
	25RB-High (25)	2685 (41540)	23.47	22.27	22.50
		2639(41080)	23.84	22.46	22.24
		2593 (40620)	23.93	22.46	22.20
		2547(40160)	23.47	22.38	22.49
		2501 (39700)	23.88	22.65	22.53
	25RB-Middle (12)	2685 (41540)	23.85	22.72	22.36
		2639(41080)	23.44	22.28	22.15
		2593 (40620)	23.49	22.09	22.29
		2547(40160)	23.84	22.23	22.20
		2501 (39700)	23.88	22.18	22.40
25RB-Low (0)	2685 (41540)	23.49	22.20	22.18	
	2639(41080)	23.68	22.36	22.36	
	2593 (40620)	23.71	22.35	22.37	
	2547(40160)	23.38	22.20	22.23	
	2501 (39700)	23.77	22.38	22.72	
50RB (0)	2685 (41540)	23.44	22.40	22.25	
	2639(41080)	23.90	22.30	22.79	
	2593 (40620)	23.91	22.58	22.24	
	2547(40160)	23.29	22.52	22.75	
	2501 (39700)	23.73	22.79	22.21	

15MHz	1RB-High (74)	2682.5 (41515)	23.64	22.52	22.11
		2637.8(41068)	23.47	22.17	22.60
		2593 (40620)	23.81	22.33	22.49
		2548.3(40173)	24.03	22.74	22.71
		2503.5 (39725)	23.32	22.62	22.75
	1RB-Middle (37)	2682.5 (41515)	23.73	22.23	22.69
		2637.8(41068)	23.86	22.31	22.07
		2593 (40620)	23.78	22.63	22.08
		2548.3(40173)	23.69	22.46	22.36
		2503.5 (39725)	23.73	22.05	22.24
	1RB-Low (0)	2682.5 (41515)	23.83	22.18	22.07
		2637.8(41068)	23.75	22.34	22.24
		2593 (40620)	23.30	22.37	22.52
		2548.3(40173)	23.47	22.53	22.53
		2503.5 (39725)	23.30	22.70	22.29
	36RB-High (38)	2682.5 (41515)	23.93	22.37	22.19
		2637.8(41068)	23.68	22.62	22.45
		2593 (40620)	23.62	22.71	22.49
		2548.3(40173)	23.98	22.44	22.31
		2503.5 (39725)	23.99	22.47	22.39
	36RB-Middle (19)	2682.5 (41515)	23.33	22.47	22.56
		2637.8(41068)	23.82	22.06	22.16
		2593 (40620)	23.51	22.28	22.22
		2548.3(40173)	23.80	22.25	22.51
		2503.5 (39725)	23.58	22.79	22.21
	36RB-Low (0)	2682.5 (41515)	23.50	22.21	22.72
		2637.8(41068)	23.40	22.77	22.54
		2593 (40620)	23.65	22.06	22.05
		2548.3(40173)	24.00	22.12	22.13
		2503.5 (39725)	23.92	22.27	22.13
75RB (0)	2682.5 (41515)	23.47	22.71	22.13	
	2637.8(41068)	23.48	22.39	22.40	
	2593 (40620)	23.46	22.63	22.26	
	2548.3(40173)	23.56	22.19	22.63	
	2503.5 (39725)	23.81	22.06	22.09	

20MHz	1RB-High (99)	2680 (41490)	23.00	22.26	22.18
		2636.5(41055)	23.38	22.75	22.51
		2593 (40620)	23.20	22.97	22.43
		2549.5(40185)	24.08	23.62	22.05
		2506 (39750)	24.19	23.93	22.15
	1RB-Middle (50)	2680 (41490)	22.78	22.05	22.07
		2636.5(41055)	23.86	23.13	22.56
		2593 (40620)	23.72	23.55	22.68
		2549.5(40185)	24.19	23.71	22.30
		2506 (39750)	24.18	23.97	22.35
	1RB-Low (0)	2680 (41490)	22.80	22.02	22.75
		2636.5(41055)	23.71	23.14	22.16
		2593 (40620)	23.44	23.26	22.72
		2549.5(40185)	24.23	23.78	22.51
		2506 (39750)	24.25	23.98	22.37
	50RB-High (50)	2680 (41490)	21.92	20.91	22.73
		2636.5(41055)	22.86	21.91	22.31
		2593 (40620)	22.95	21.99	22.18
		2549.5(40185)	23.29	22.29	22.32
		2506 (39750)	23.77	22.77	22.64
	50RB-Middle (25)	2680 (41490)	21.86	20.85	22.19
		2636.5(41055)	23.08	22.12	22.64
		2593 (40620)	23.16	22.19	22.19
		2549.5(40185)	23.43	22.41	22.67
		2506 (39750)	23.87	22.88	22.54
50RB-Low (0)	2680 (41490)	21.83	20.82	22.29	
	2636.5(41055)	23.17	22.19	22.27	
	2593 (40620)	22.98	22.05	22.75	
	2549.5(40185)	23.42	22.41	22.78	
	2506 (39750)	23.74	22.75	22.09	
100RB (0)	2680 (41490)	21.86	20.86	22.23	
	2636.5(41055)	22.97	22.02	22.47	
	2593 (40620)	23.01	22.00	22.40	
	2549.5(40185)	23.32	22.33	22.78	
	2506 (39750)	23.74	22.74	22.48	

## LTEB48 B1

BANDWIDTH	Number of RBs	Frequency	QPSK	16QAM	64QAM	
Bandwidth (MHz)	RB allocation	Frequency (MHz)	Actual output power (dBm)			
	RB offset		QPSK	16QAM	64QAM	
5MHz	1RB-High (24)	3697.5(56715)	23.06	22.07	22.19	
		3625 (55990)	23.62	22.34	21.68	
		3552.5(55265)	22.55	22.35	22.01	
	1RB-Middle (12)	3697.5(56715)	22.66	21.98	21.57	
		3625 (55990)	23.44	21.28	21.43	
		3552.5(55265)	23.25	21.75	21.95	
	1RB-Low (0)	3697.5(56715)	23.12	21.39	22.21	
		3625 (55990)	23.57	21.97	22.09	
		3552.5(55265)	22.78	21.88	21.80	
	12RB-High (13)	3697.5(56715)	22.66	21.22	21.75	
		3625 (55990)	23.25	21.70	21.28	
		3552.5(55265)	23.41	22.18	21.69	
	12RB-Middle (6)	3697.5(56715)	23.67	21.37	21.87	
		3625 (55990)	23.41	22.31	22.23	
		3552.5(55265)	23.58	21.54	22.04	
	12RB-Low (0)	3697.5(56715)	22.78	22.17	21.38	
		3625 (55990)	23.37	22.37	21.44	
		3552.5(55265)	23.86	21.96	21.21	
	25RB (0)	3697.5(56715)	23.65	22.22	22.10	
		3625 (55990)	23.12	22.11	22.03	
		3552.5(55265)	23.22	22.05	22.04	
	10MHz	1RB-High (49)	3695 (56690)	22.78	21.59	21.46
			3625 (55990)	23.05	21.97	22.34
			3555 (55290)	22.85	21.84	21.91
1RB-Middle (24)		3695 (56690)	23.35	21.95	21.41	
		3625 (55990)	23.30	21.47	21.53	
		3555 (55290)	23.59	21.74	21.82	
1RB-Low (0)		3695 (56690)	22.98	21.86	21.32	
		3625 (55990)	23.40	21.37	22.24	
		3555 (55290)	22.63	21.65	21.78	
25RB-High (25)		3695 (56690)	22.91	21.67	21.61	
		3625 (55990)	22.60	21.93	21.81	
		3555 (55290)	22.65	21.97	21.91	
25RB-Middle (12)		3695 (56690)	23.06	21.31	22.04	
		3625 (55990)	23.13	21.48	21.56	
		3555 (55290)	23.28	22.30	21.25	
25RB-Low (0)		3695 (56690)	23.78	21.33	21.36	
		3625 (55990)	23.58	21.66	21.87	
		3555 (55290)	23.53	21.22	22.32	
50RB (0)		3695 (56690)	23.49	21.21	21.30	
		3625 (55990)	22.98	22.34	22.07	
		3555 (55290)	22.78	21.53	21.32	

15MHz	1RB-High (74)	3692 (56665)	23.06	21.67	21.74	
		3625 (55990)	22.87	21.50	21.95	
		3557.5 (55315)	23.46	21.62	21.64	
	1RB-Middle (37)	3692 (56665)	22.84	22.21	21.48	
		3625 (55990)	23.04	22.35	21.59	
		3557.5 (55315)	22.56	21.77	21.21	
	1RB-Low (0)	3692 (56665)	22.66	21.53	21.30	
		3625 (55990)	23.35	21.90	21.62	
		3557.5 (55315)	22.99	21.54	21.94	
	36RB-High (38)	3692 (56665)	22.93	22.30	21.26	
		3625 (55990)	22.64	21.47	21.29	
		3557.5 (55315)	22.57	21.32	22.00	
	36RB-Middle (19)	3692 (56665)	23.56	21.20	21.90	
		3625 (55990)	23.63	22.37	21.51	
		3557.5 (55315)	23.54	22.01	21.24	
	36RB-Low (0)	3692 (56665)	23.84	21.63	21.48	
		3625 (55990)	23.15	22.12	22.11	
		3557.5 (55315)	23.27	21.21	21.66	
	75RB (0)	3692 (56665)	23.54	21.60	22.35	
		3625 (55990)	22.72	21.53	22.29	
		3557.5 (55315)	23.02	22.22	21.64	
	20MHz	1RB-High (99)	3690(56640)	23.78	22.30	22.35
			3625 (55990)	24.25	22.21	21.36
			3560 (55340)	23.79	22.33	22.16
		1RB-Middle (50)	3690(56640)	23.49	22.40	22.30
			3625 (55990)	24.20	22.16	21.67
			3560 (55340)	23.75	22.09	21.69
1RB-Low (0)		3690(56640)	23.47	22.59	21.73	
		3625 (55990)	24.23	22.82	21.27	
		3560 (55340)	23.72	22.39	21.95	
50RB-High (50)		3690(56640)	21.95	21.01	21.78	
		3625 (55990)	22.34	21.47	21.54	
		3560 (55340)	21.89	21.18	21.29	
50RB-Middle (25)		3690(56640)	22.29	21.25	22.28	
		3625 (55990)	22.25	21.64	21.45	
		3560 (55340)	21.89	21.29	21.24	
50RB-Low (0)		3690(56640)	22.25	21.22	21.40	
		3625 (55990)	22.19	22.27	22.18	
		3560 (55340)	21.62	20.61	22.36	
100RB (0)		3690(56640)	22.16	21.15	21.91	
		3625 (55990)	22.17	21.54	21.45	
		3560 (55340)	21.80	21.17	21.65	



## LTEB48 A1

Bandwidth (MHz)	RB allocation	Frequency (MHz)	Actual output power (dBm)			
	RB offset		QPSK	16QAM	64QAM	
5MHz	1RB-High (24)	3697.5(56715)	14.55	14.29	14.25	
		3625 (55990)	14.37	14.15	14.29	
		3552.5(55265)	14.38	14.26	14.23	
	1RB-Middle (12)	3697.5(56715)	14.04	14.17	14.27	
		3625 (55990)	14.19	14.08	14.41	
		3552.5(55265)	14.09	14.36	14.04	
	1RB-Low (0)	3697.5(56715)	14.25	14.14	14.57	
		3625 (55990)	14.20	14.16	14.48	
		3552.5(55265)	14.55	14.28	14.02	
	12RB-High (13)	3697.5(56715)	14.08	14.21	14.57	
		3625 (55990)	14.49	14.43	14.56	
		3552.5(55265)	14.10	14.57	14.53	
	12RB-Middle (6)	3697.5(56715)	14.10	14.51	14.46	
		3625 (55990)	14.08	14.23	14.10	
		3552.5(55265)	14.45	14.18	14.17	
	12RB-Low (0)	3697.5(56715)	14.59	14.16	14.42	
		3625 (55990)	14.15	14.32	14.07	
		3552.5(55265)	14.10	14.47	14.13	
	25RB (0)	3697.5(56715)	14.09	14.30	14.06	
		3625 (55990)	14.04	14.43	14.57	
		3552.5(55265)	14.18	14.21	14.08	
	10MHz	1RB-High (49)	3695 (56690)	14.06	14.47	14.51
			3625 (55990)	14.46	14.50	14.11
			3555 (55290)	14.39	14.48	14.24
		1RB-Middle (24)	3695 (56690)	14.52	14.20	14.07
			3625 (55990)	14.53	14.42	14.50
			3555 (55290)	14.30	14.54	14.50
1RB-Low (0)		3695 (56690)	14.20	14.49	14.26	
		3625 (55990)	14.32	14.25	14.58	
		3555 (55290)	14.46	14.09	14.09	
25RB-High (25)		3695 (56690)	14.07	14.09	14.25	
		3625 (55990)	14.21	14.55	14.23	
		3555 (55290)	14.36	14.29	14.27	
25RB-Middle (12)		3695 (56690)	14.14	14.45	14.11	
		3625 (55990)	14.12	14.46	14.41	
		3555 (55290)	14.50	14.28	14.51	
25RB-Low (0)		3695 (56690)	14.19	14.39	14.36	
		3625 (55990)	14.58	14.48	14.19	
		3555 (55290)	14.33	14.16	14.39	
50RB (0)		3695 (56690)	14.13	14.33	14.25	
		3625 (55990)	14.09	14.35	14.05	
		3555 (55290)	14.07	14.58	14.56	

15MHz	1RB-High (74)	3692 (56665)	14.51	14.02	14.12	
		3625 (55990)	14.38	14.24	14.40	
		3557.5 (55315)	14.35	14.25	14.22	
	1RB-Middle (37)	3692 (56665)	14.44	14.25	14.40	
		3625 (55990)	14.11	14.13	14.33	
		3557.5 (55315)	14.34	14.37	14.23	
	1RB-Low (0)	3692 (56665)	14.07	14.52	14.29	
		3625 (55990)	14.01	14.35	14.30	
		3557.5 (55315)	14.20	14.12	14.51	
	36RB-High (38)	3692 (56665)	14.52	14.13	14.23	
		3625 (55990)	14.30	14.24	14.05	
		3557.5 (55315)	14.16	14.53	14.59	
	36RB-Middle (19)	3692 (56665)	14.22	14.21	14.57	
		3625 (55990)	14.57	14.40	14.08	
		3557.5 (55315)	14.38	14.43	14.29	
	36RB-Low (0)	3692 (56665)	14.48	14.25	14.36	
		3625 (55990)	14.37	14.56	14.18	
		3557.5 (55315)	14.13	14.07	14.13	
	75RB (0)	3692 (56665)	14.05	14.08	14.35	
		3625 (55990)	14.32	14.24	14.04	
		3557.5 (55315)	14.02	14.17	14.30	
	20MHz	1RB-High (99)	3690(56640)	14.29	14.01	14.40
			3625 (55990)	14.81	14.32	14.26
			3560 (55340)	14.80	14.45	14.18
		1RB-Middle (50)	3690(56640)	14.14	14.45	14.02
			3625 (55990)	14.78	14.36	14.30
			3560 (55340)	14.65	14.29	14.24
1RB-Low (0)		3690(56640)	14.25	14.46	14.58	
		3625 (55990)	14.65	14.53	14.55	
		3560 (55340)	14.19	14.07	14.08	
50RB-High (50)		3690(56640)	14.06	14.47	14.48	
		3625 (55990)	14.68	14.12	14.05	
		3560 (55340)	14.18	14.56	14.53	
50RB-Middle (25)		3690(56640)	14.17	14.41	14.32	
		3625 (55990)	14.71	14.53	14.01	
		3560 (55340)	14.28	14.45	14.43	
50RB-Low (0)		3690(56640)	14.00	14.48	14.58	
		3625 (55990)	14.39	14.28	14.48	
		3560 (55340)	14.36	14.38	14.32	
100RB (0)		3690(56640)	14.05	14.46	14.55	
		3625 (55990)	14.61	14.12	14.55	
		3560 (55340)	14.37	14.37	14.18	

## LTEB48 C1

Bandwidth (MHz)	RB allocation	Frequency (MHz)	Actual output power (dBm)			
	RB offset		QPSK	16QAM	64QAM	
5MHz	1RB-High (24)	3697.5(56715)	22.33	22.34	22.34	
		3625 (55990)	22.32	22.20	22.32	
		3552.5(55265)	22.18	22.03	22.27	
	1RB-Middle (12)	3697.5(56715)	22.40	22.37	22.31	
		3625 (55990)	22.11	22.36	22.44	
		3552.5(55265)	22.15	22.05	22.20	
	1RB-Low (0)	3697.5(56715)	22.42	22.26	22.34	
		3625 (55990)	22.36	22.19	22.33	
		3552.5(55265)	22.37	22.46	22.08	
	12RB-High (13)	3697.5(56715)	22.47	22.29	22.41	
		3625 (55990)	22.11	22.30	22.04	
		3552.5(55265)	22.12	22.28	22.21	
	12RB-Middle (6)	3697.5(56715)	22.24	22.03	22.45	
		3625 (55990)	22.04	22.39	22.40	
		3552.5(55265)	22.20	22.02	22.09	
	12RB-Low (0)	3697.5(56715)	22.02	22.16	22.19	
		3625 (55990)	22.14	22.46	22.12	
		3552.5(55265)	22.41	22.13	22.18	
	25RB (0)	3697.5(56715)	22.28	22.41	22.27	
		3625 (55990)	22.43	22.46	22.26	
		3552.5(55265)	22.06	22.34	22.12	
	10MHz	1RB-High (49)	3695 (56690)	22.46	22.07	22.45
			3625 (55990)	22.38	22.29	22.39
			3555 (55290)	22.48	22.08	22.18
1RB-Middle (24)		3695 (56690)	22.38	22.27	22.32	
		3625 (55990)	22.07	22.39	22.42	
		3555 (55290)	22.03	22.40	22.17	
1RB-Low (0)		3695 (56690)	22.07	22.12	22.13	
		3625 (55990)	22.10	22.14	22.07	
		3555 (55290)	22.45	22.07	22.02	
25RB-High (25)		3695 (56690)	22.26	22.21	22.06	
		3625 (55990)	22.32	22.29	22.40	
		3555 (55290)	22.35	22.39	22.26	
25RB-Middle (12)		3695 (56690)	22.47	22.20	22.19	
		3625 (55990)	22.19	22.07	22.11	
		3555 (55290)	22.25	22.38	22.04	
25RB-Low (0)		3695 (56690)	22.39	22.32	22.30	
		3625 (55990)	22.07	22.46	22.45	
		3555 (55290)	22.39	22.35	22.32	
50RB (0)		3695 (56690)	22.41	22.12	22.19	
		3625 (55990)	22.42	22.47	22.42	
		3555 (55290)	22.32	22.10	22.41	

15MHz	1RB-High (74)	3692 (56665)	22.48	22.04	22.16	
		3625 (55990)	22.33	22.08	22.18	
		3557.5 (55315)	22.42	22.46	22.45	
	1RB-Middle (37)	3692 (56665)	22.40	22.44	22.26	
		3625 (55990)	22.36	22.22	22.13	
		3557.5 (55315)	22.43	22.17	22.14	
	1RB-Low (0)	3692 (56665)	22.42	22.07	22.42	
		3625 (55990)	22.06	22.34	22.35	
		3557.5 (55315)	22.47	22.03	22.25	
	36RB-High (38)	3692 (56665)	22.39	22.13	22.05	
		3625 (55990)	22.20	22.44	22.46	
		3557.5 (55315)	22.21	22.48	22.22	
	36RB-Middle (19)	3692 (56665)	22.29	22.13	22.11	
		3625 (55990)	22.37	22.30	22.33	
		3557.5 (55315)	22.14	22.26	22.36	
	36RB-Low (0)	3692 (56665)	22.10	22.45	22.14	
		3625 (55990)	22.40	22.15	22.04	
		3557.5 (55315)	22.35	22.23	22.43	
	75RB (0)	3692 (56665)	22.46	22.41	22.20	
		3625 (55990)	22.06	22.45	22.34	
		3557.5 (55315)	22.26	22.40	22.31	
	20MHz	1RB-High (99)	3690(56640)	22.28	22.19	22.06
			3625 (55990)	22.44	22.44	22.48
			3560 (55340)	22.39	22.55	22.13
		1RB-Middle (50)	3690(56640)	22.46	22.24	22.33
			3625 (55990)	22.70	22.55	22.33
			3560 (55340)	22.55	22.05	22.29
1RB-Low (0)		3690(56640)	22.45	22.15	22.30	
		3625 (55990)	22.24	22.14	22.42	
		3560 (55340)	22.38	22.01	22.21	
50RB-High (50)		3690(56640)	22.01	22.46	22.11	
		3625 (55990)	22.44	22.18	22.46	
		3560 (55340)	22.33	22.47	22.46	
50RB-Middle (25)		3690(56640)	22.16	22.66	22.31	
		3625 (55990)	22.30	22.19	22.20	
		3560 (55340)	22.08	22.52	22.38	
50RB-Low (0)		3690(56640)	22.12	22.65	22.22	
		3625 (55990)	22.00	22.01	22.18	
		3560 (55340)	22.26	22.24	22.32	
100RB (0)		3690(56640)	22.08	22.52	22.36	
		3625 (55990)	22.24	22.02	22.06	
		3560 (55340)	22.01	22.37	22.20	

## LTE B66 B1

Bandwidth (MHz)	RB allocation	Frequency (MHz)	Actual output power (dBm)		
	RB offset		QPSK	16QAM	64QAM
1.4MHz	1RB-High (5)	1779.3 (132665)	22.61	23.08	21.72
		1745 (132322)	22.99	22.87	21.94
		1710.7 (131979)	22.99	23.10	21.90
	1RB-Middle (3)	1779.3 (132665)	23.08	22.96	21.63
		1745 (132322)	23.00	23.13	21.69
		1710.7 (131979)	22.74	23.01	21.87
	1RB-Low (0)	1779.3 (132665)	23.06	23.16	21.84
		1745 (132322)	22.95	22.91	22.12
		1710.7 (131979)	22.74	23.04	22.04
	3RB-High (3)	1779.3 (132665)	23.06	21.78	20.62
		1745 (132322)	22.94	21.72	20.49
		1710.7 (131979)	22.84	21.65	20.63
	3RB-Middle (1)	1779.3 (132665)	23.09	21.81	20.59
		1745 (132322)	22.84	21.68	20.57
		1710.7 (131979)	23.11	21.79	20.70
	3RB-Low (0)	1779.3 (132665)	22.80	21.71	20.62
		1745 (132322)	22.90	21.82	20.66
		1710.7 (131979)	23.05	21.59	20.53
6RB (0)	1779.3 (132665)	22.91	21.64	20.66	
	1745 (132322)	23.11	21.74	20.51	
	1710.7 (131979)	22.62	21.76	20.55	
3MHz	1RB-High (14)	1778.5 (132657)	22.79	23.05	22.02
		1745 (132322)	22.88	22.90	21.74
		1711.5 (131987)	22.99	23.14	21.62
	1RB-Middle (7)	1778.5 (132657)	23.01	22.94	21.92
		1745 (132322)	22.66	23.16	21.87
		1711.5 (131987)	22.88	23.02	21.95
	1RB-Low (0)	1778.5 (132657)	22.70	23.00	21.82
		1745 (132322)	22.82	23.01	22.09
		1711.5 (131987)	22.66	22.92	21.96
	8RB-High (7)	1778.5 (132657)	22.83	21.75	20.59
		1745 (132322)	22.79	21.62	20.58
		1711.5 (131987)	22.66	21.69	20.53
	8RB-Middle (4)	1778.5 (132657)	22.88	21.58	20.54
		1745 (132322)	22.78	21.67	20.66
		1711.5 (131987)	22.70	21.64	20.63
	8RB-Low (0)	1778.5 (132657)	23.04	21.64	20.48
		1745 (132322)	22.94	21.69	20.64
		1711.5 (131987)	22.88	21.82	20.49
15RB (0)	1778.5 (132657)	22.65	21.62	20.58	
	1745 (132322)	23.17	21.74	20.56	
	1711.5 (131987)	22.68	21.65	20.51	

5MHz	1RB-High (24)	1777.5 (132647)	22.85	23.01	21.63	
		1745 (132322)	22.79	23.12	21.65	
		1712.5 (131997)	23.02	23.13	22.04	
	1RB-Middle (12)	1777.5 (132647)	22.69	22.88	21.78	
		1745 (132322)	23.04	23.09	22.03	
		1712.5 (131997)	23.06	23.06	21.74	
	1RB-Low (0)	1777.5 (132647)	22.67	22.91	21.82	
		1745 (132322)	23.12	23.07	21.81	
		1712.5 (131997)	22.67	22.96	21.72	
	12RB-High (13)	1777.5 (132647)	22.76	21.82	20.69	
		1745 (132322)	22.66	21.68	20.69	
		1712.5 (131997)	22.70	21.57	20.55	
	12RB-Middle (6)	1777.5 (132647)	22.82	21.65	20.52	
		1745 (132322)	23.01	21.75	20.58	
		1712.5 (131997)	22.91	21.60	20.68	
	12RB-Low (0)	1777.5 (132647)	22.72	21.70	20.60	
		1745 (132322)	22.70	21.77	20.58	
		1712.5 (131997)	23.09	21.78	20.59	
	25RB (0)	1777.5 (132647)	22.82	21.63	20.64	
		1745 (132322)	22.89	21.79	20.52	
		1712.5 (131997)	22.65	21.66	20.55	
	10MHz	1RB-High (49)	1775 (132622)	22.86	22.89	21.78
			1745 (132322)	23.18	23.02	21.70
			1715 (132022)	23.07	23.02	21.97
1RB-Middle (24)		1775 (132622)	22.92	22.99	21.93	
		1745 (132322)	23.14	23.01	22.06	
		1715 (132022)	22.85	22.87	21.84	
1RB-Low (0)		1775 (132622)	22.85	22.91	22.04	
		1745 (132322)	22.74	23.14	21.64	
		1715 (132022)	22.81	22.90	21.80	
25RB-High (25)		1775 (132622)	22.95	21.67	20.54	
		1745 (132322)	22.63	21.81	20.55	
		1715 (132022)	22.87	21.82	20.69	
25RB-Middle (12)		1775 (132622)	23.05	21.59	20.48	
		1745 (132322)	22.70	21.81	20.70	
		1715 (132022)	22.67	21.58	20.73	
25RB-Low (0)		1775 (132622)	22.89	21.81	20.60	
		1745 (132322)	23.03	21.72	20.70	
		1715 (132022)	23.13	21.59	20.71	
50RB (0)		1775 (132622)	22.92	21.57	20.57	
		1745 (132322)	22.74	21.68	20.59	
		1715 (132022)	23.02	21.58	20.48	

15MHz	1RB-High (74)	1772.5 (132597)	22.91	22.94	22.06	
		1745 (132322)	22.75	23.04	21.95	
		1717.5 (132047)	22.71	22.97	22.00	
	1RB-Middle (37)	1772.5 (132597)	22.85	22.89	21.83	
		1745 (132322)	22.98	23.07	22.03	
		1717.5 (132047)	22.78	23.06	22.02	
	1RB-Low (0)	1772.5 (132597)	23.16	23.18	22.08	
		1745 (132322)	23.03	23.10	21.78	
		1717.5 (132047)	22.87	23.01	21.71	
	36RB-High (38)	1772.5 (132597)	22.93	21.68	20.49	
		1745 (132322)	23.08	21.66	20.51	
		1717.5 (132047)	22.97	21.66	20.55	
	36RB-Middle (19)	1772.5 (132597)	23.10	21.78	20.65	
		1745 (132322)	22.82	21.78	20.73	
		1717.5 (132047)	22.66	21.79	20.60	
	36RB-Low (0)	1772.5 (132597)	22.83	21.82	20.65	
		1745 (132322)	22.70	21.60	20.54	
		1717.5 (132047)	22.64	21.66	20.71	
	75RB (0)	1772.5 (132597)	23.16	21.79	20.49	
		1745 (132322)	22.78	21.66	20.62	
		1717.5 (132047)	23.16	21.69	20.60	
	20MHz	1RB-High (99)	1770 (132572)	23.02	22.93	22.21
			1745 (132322)	22.94	22.96	21.81
			1720 (132072)	22.97	22.83	21.69
		1RB-Middle (50)	1770 (132572)	23.14	22.94	22.23
			1745 (132322)	23.25	22.90	21.94
			1720 (132072)	23.43	22.96	22.18
1RB-Low (0)		1770 (132572)	23.37	23.29	22.12	
		1745 (132322)	23.05	23.21	22.04	
		1720 (132072)	23.07	22.97	21.81	
50RB-High (50)		1770 (132572)	22.56	21.62	20.53	
		1745 (132322)	22.76	21.76	20.66	
		1720 (132072)	22.78	21.77	20.67	
50RB-Middle (25)		1770 (132572)	22.76	21.77	20.68	
		1745 (132322)	22.76	21.81	20.72	
		1720 (132072)	22.92	21.91	20.81	
50RB-Low (0)		1770 (132572)	22.64	21.66	20.57	
		1745 (132322)	22.74	21.75	20.66	
		1720 (132072)	22.79	21.80	20.70	
100RB (0)		1770 (132572)	22.62	21.68	20.59	
		1745 (132322)	22.72	21.66	20.57	
		1720 (132072)	22.84	21.84	20.74	

## LTE B66 A1

Bandwidth (MHz)	RB allocation	Frequency (MHz)	Actual output power (dBm)		
	RB offset		QPSK	16QAM	64QAM
1.4MHz	1RB-High (5)	1779.3 (132665)	15.10		
		1745 (132322)	14.91	15.27	14.89
		1710.7 (131979)	14.96	15.00	15.04
	1RB-Middle (3)	1779.3 (132665)	15.09	15.05	14.94
		1745 (132322)	15.22	15.37	15.23
		1710.7 (131979)	14.95	15.07	15.16
	1RB-Low (0)	1779.3 (132665)	15.30	14.96	15.11
		1745 (132322)	14.92	15.15	15.00
		1710.7 (131979)	15.33	15.01	15.07
	3RB-High (3)	1779.3 (132665)	14.93	15.09	15.16
		1745 (132322)	15.13	15.37	15.37
		1710.7 (131979)	14.88	15.17	15.33
	3RB-Middle (1)	1779.3 (132665)	15.07	14.92	15.20
		1745 (132322)	15.01	14.91	15.36
		1710.7 (131979)	15.07	15.19	15.06
	3RB-Low (0)	1779.3 (132665)	14.88	15.33	15.08
		1745 (132322)	14.88	14.92	15.15
		1710.7 (131979)	15.01	15.21	14.88
	6RB (0)	1779.3 (132665)	15.30	15.19	15.32
		1745 (132322)	14.90	15.06	14.93
		1710.7 (131979)	15.19	15.35	14.92
3MHz	1RB-High (14)	1778.5 (132657)	14.98	14.99	14.90
		1745 (132322)	15.04	15.16	15.29
		1711.5 (131987)	15.08	14.98	15.22
	1RB-Middle (7)	1778.5 (132657)	15.29	15.37	14.97
		1745 (132322)	15.03	15.32	14.88
		1711.5 (131987)	14.88	15.20	15.03
	1RB-Low (0)	1778.5 (132657)	15.34	15.31	15.19
		1745 (132322)	15.14	14.92	15.13
		1711.5 (131987)	15.18	15.21	15.21
	8RB-High (7)	1778.5 (132657)	15.22	15.00	14.92
		1745 (132322)	14.88	15.08	14.93
		1711.5 (131987)	15.03	15.02	14.88
	8RB-Middle (4)	1778.5 (132657)	15.11	15.19	15.22
		1745 (132322)	15.17	15.32	14.93
		1711.5 (131987)	14.97	15.27	14.89
	8RB-Low (0)	1778.5 (132657)	15.32	15.31	14.87
		1745 (132322)	14.97	14.91	15.30
		1711.5 (131987)	14.87	15.14	14.95
	15RB (0)	1778.5 (132657)	14.91	15.35	15.14
		1745 (132322)	15.36	15.34	14.89
		1711.5 (131987)	15.01	15.31	15.37



5MHz	1RB-High (24)	1777.5 (132647)	15.11	14.99	15.14	
		1745 (132322)	15.33	15.27	15.05	
		1712.5 (131997)	15.08	14.91	15.21	
	1RB-Middle (12)	1777.5 (132647)	15.26	15.21	14.93	
		1745 (132322)	14.92	14.92	15.10	
		1712.5 (131997)	15.14	14.92	15.13	
	1RB-Low (0)	1777.5 (132647)	15.37	15.19	15.07	
		1745 (132322)	15.15	15.09	15.08	
		1712.5 (131997)	15.17	15.27	14.99	
	12RB-High (13)	1777.5 (132647)	14.98	14.93	15.00	
		1745 (132322)	15.09	15.33	15.25	
		1712.5 (131997)	15.23	14.88	14.90	
	12RB-Middle (6)	1777.5 (132647)	14.87	15.16	15.14	
		1745 (132322)	15.33	15.14	15.36	
		1712.5 (131997)	15.08	15.29	15.31	
	12RB-Low (0)	1777.5 (132647)	15.34	14.98	15.35	
		1745 (132322)	14.94	14.96	15.09	
		1712.5 (131997)	15.26	15.36	14.94	
	25RB (0)	1777.5 (132647)	15.04	15.00	15.06	
		1745 (132322)	14.92	15.11	15.16	
		1712.5 (131997)	15.20	15.02	15.23	
	10MHz	1RB-High (49)	1775 (132622)	15.17	15.03	14.97
			1745 (132322)	15.34	15.08	15.01
			1715 (132022)	15.16	15.14	15.17
1RB-Middle (24)		1775 (132622)	14.93	15.31	15.27	
		1745 (132322)	15.22	14.87	15.23	
		1715 (132022)	14.96	15.24	15.36	
1RB-Low (0)		1775 (132622)	15.29	14.98	15.37	
		1745 (132322)	14.88	15.30	15.24	
		1715 (132022)	15.20	15.15	15.04	
25RB-High (25)		1775 (132622)	15.05	14.96	15.27	
		1745 (132322)	15.04	15.09	15.37	
		1715 (132022)	15.35	14.90	15.20	
25RB-Middle (12)		1775 (132622)	15.26	15.30	15.15	
		1745 (132322)	15.24	14.99	15.26	
		1715 (132022)	15.34	15.33	15.20	
25RB-Low (0)		1775 (132622)	15.08	15.05	15.17	
		1745 (132322)	15.05	15.31	15.11	
		1715 (132022)	15.20	15.09	15.12	
50RB (0)		1775 (132622)	15.11	15.20	14.95	
		1745 (132322)	15.13	15.03	15.10	
		1715 (132022)	14.91	15.14	15.28	

15MHz	1RB-High (74)	1772.5 (132597)	15.27	15.04	15.21
		1745 (132322)	15.17	15.26	14.98
		1717.5 (132047)	14.97	14.95	14.89
	1RB-Middle (37)	1772.5 (132597)	15.15	14.93	15.06
		1745 (132322)	15.32	15.20	14.94
		1717.5 (132047)	15.25	15.33	14.90
	1RB-Low (0)	1772.5 (132597)	15.16	15.31	15.03
		1745 (132322)	15.04	14.87	15.33
		1717.5 (132047)	15.23	15.28	15.06
	36RB-High (38)	1772.5 (132597)	14.87	15.36	15.33
		1745 (132322)	15.03	14.88	15.03
		1717.5 (132047)	14.96	15.04	15.05
	36RB-Middle (19)	1772.5 (132597)	15.15	15.11	15.18
		1745 (132322)	14.91	15.08	15.13
		1717.5 (132047)	14.90	15.21	15.29
	36RB-Low (0)	1772.5 (132597)	14.91	15.10	15.19
		1745 (132322)	15.34	14.98	14.98
		1717.5 (132047)	15.13	15.32	15.05
	75RB (0)	1772.5 (132597)	15.26	15.04	15.37
		1745 (132322)	15.07	15.00	15.03
		1717.5 (132047)	15.27	15.34	15.21
20MHz	1RB-High (99)	1770 (132572)	15.00	15.33	14.99
		1745 (132322)	14.95	15.19	15.02
		1720 (132072)	14.93	15.26	15.00
	1RB-Middle (50)	1770 (132572)	15.13	14.92	15.08
		1745 (132322)	15.47	14.90	14.89
		1720 (132072)	15.17	15.34	15.37
	1RB-Low (0)	1770 (132572)	15.23	15.24	15.24
		1745 (132322)	15.16	15.15	15.01
		1720 (132072)	15.15	14.88	15.22
	50RB-High (50)	1770 (132572)	15.24	15.03	15.21
		1745 (132322)	15.24	15.26	15.01
		1720 (132072)	15.28	15.13	15.16
	50RB-Middle (25)	1770 (132572)	15.25	15.11	15.36
		1745 (132322)	15.23	14.94	14.93
		1720 (132072)	15.46	15.21	15.14
	50RB-Low (0)	1770 (132572)	15.23	14.89	14.99
		1745 (132322)	15.20	15.26	15.10
		1720 (132072)	15.29	15.14	15.22
	100RB (0)	1770 (132572)	15.21	15.26	14.91
		1745 (132322)	15.27	14.88	15.33
		1720 (132072)	15.35	15.29	15.13

## LTE B66 C1

Bandwidth (MHz)	RB allocation	Frequency (MHz)	Actual output power (dBm)			
	RB offset		QPSK	16QAM	64QAM	
1.4MHz	1RB-High (5)	1779.3 (132665)	19.31	19.45	18.83	
		1745 (132322)	19.38	19.20	19.18	
		1710.7 (131979)	19.10	19.13	19.24	
	1RB-Middle (3)	1779.3 (132665)	19.43	19.20	19.10	
		1745 (132322)	19.07	19.13	19.27	
		1710.7 (131979)	19.08	19.32	18.91	
	1RB-Low (0)	1779.3 (132665)	19.42	19.21	18.84	
		1745 (132322)	19.44	19.45	18.87	
		1710.7 (131979)	19.45	19.34	19.25	
	3RB-High (3)	1779.3 (132665)	19.27	19.12	19.20	
		1745 (132322)	19.28	19.12	19.00	
		1710.7 (131979)	19.22	19.31	19.25	
	3RB-Middle (1)	1779.3 (132665)	19.34	19.13	19.13	
		1745 (132322)	19.35	19.02	18.88	
		1710.7 (131979)	19.38	19.25	19.21	
	3RB-Low (0)	1779.3 (132665)	19.15	19.14	18.99	
		1745 (132322)	19.46	19.22	19.19	
		1710.7 (131979)	19.34	19.38	19.18	
	6RB (0)	1779.3 (132665)	19.04	19.08	19.11	
		1745 (132322)	19.24	19.27	19.13	
		1710.7 (131979)	19.46	19.20	19.06	
	3MHz	1RB-High (14)	1778.5 (132657)	19.23	19.25	19.04
			1745 (132322)	19.36	19.16	18.93
			1711.5 (131987)	19.15	19.34	19.11
		1RB-Middle (7)	1778.5 (132657)	19.23	19.19	19.14
			1745 (132322)	19.09	19.43	19.02
			1711.5 (131987)	19.30	19.42	19.09
1RB-Low (0)		1778.5 (132657)	19.29	19.20	19.01	
		1745 (132322)	19.06	19.24	19.01	
		1711.5 (131987)	19.02	19.27	19.16	
8RB-High (7)		1778.5 (132657)	19.15	19.21	18.83	
		1745 (132322)	19.39	19.29	18.81	
		1711.5 (131987)	19.18	19.26	19.25	
8RB-Middle (4)		1778.5 (132657)	19.35	19.26	18.82	
		1745 (132322)	19.10	19.07	19.02	
		1711.5 (131987)	19.16	19.32	18.87	
8RB-Low (0)		1778.5 (132657)	19.04	19.22	19.20	
		1745 (132322)	19.38	19.11	19.15	
		1711.5 (131987)	19.45	19.12	19.13	
15RB (0)		1778.5 (132657)	19.27	19.10	19.01	
		1745 (132322)	19.33	19.13	19.21	
		1711.5 (131987)	19.19	19.30	19.17	

5MHz	1RB-High (24)	1777.5 (132647)	19.42	19.32	19.25	
		1745 (132322)	19.33	19.13	19.09	
		1712.5 (131997)	19.07	19.29	19.14	
	1RB-Middle (12)	1777.5 (132647)	19.44	19.39	19.23	
		1745 (132322)	19.26	19.32	19.11	
		1712.5 (131997)	19.43	19.05	18.93	
	1RB-Low (0)	1777.5 (132647)	19.36	19.31	19.03	
		1745 (132322)	19.25	19.08	19.16	
		1712.5 (131997)	19.28	19.16	19.25	
	12RB-High (13)	1777.5 (132647)	19.32	19.23	18.95	
		1745 (132322)	19.46	19.15	19.25	
		1712.5 (131997)	19.20	19.04	19.11	
	12RB-Middle (6)	1777.5 (132647)	19.23	19.35	19.16	
		1745 (132322)	19.15	19.32	19.09	
		1712.5 (131997)	19.44	19.45	19.17	
	12RB-Low (0)	1777.5 (132647)	19.05	19.19	18.91	
		1745 (132322)	19.27	19.29	18.82	
		1712.5 (131997)	19.28	19.10	19.17	
	25RB (0)	1777.5 (132647)	19.26	19.11	19.13	
		1745 (132322)	19.32	19.11	18.98	
		1712.5 (131997)	19.08	19.11	18.99	
	10MHz	1RB-High (49)	1775 (132622)	19.36	19.30	19.21
			1745 (132322)	19.39	19.35	18.95
			1715 (132022)	19.05	19.34	18.86
1RB-Middle (24)		1775 (132622)	19.14	19.43	19.09	
		1745 (132322)	19.29	19.45	19.23	
		1715 (132022)	19.43	19.30	19.15	
1RB-Low (0)		1775 (132622)	19.03	19.40	19.10	
		1745 (132322)	19.20	19.45	19.25	
		1715 (132022)	19.19	19.06	18.97	
25RB-High (25)		1775 (132622)	19.23	19.38	19.22	
		1745 (132322)	19.26	19.33	19.12	
		1715 (132022)	19.39	19.02	18.85	
25RB-Middle (12)		1775 (132622)	19.46	19.17	19.13	
		1745 (132322)	19.42	19.36	19.20	
		1715 (132022)	19.04	19.46	18.84	
25RB-Low (0)		1775 (132622)	19.34	19.34	19.23	
		1745 (132322)	19.39	19.35	18.86	
		1715 (132022)	19.07	19.19	19.22	
50RB (0)		1775 (132622)	19.19	19.46	18.97	
		1745 (132322)	19.29	19.27	19.08	
		1715 (132022)	19.14	19.29	19.22	

15MHz	1RB-High (74)	1772.5 (132597)	19.07	19.31	19.19	
		1745 (132322)	19.21	19.40	19.15	
		1717.5 (132047)	19.04	19.38	19.04	
	1RB-Middle (37)	1772.5 (132597)	19.17	19.26	19.19	
		1745 (132322)	19.44	19.11	19.04	
		1717.5 (132047)	19.41	19.43	19.13	
	1RB-Low (0)	1772.5 (132597)	19.22	19.46	18.97	
		1745 (132322)	19.36	19.13	19.23	
		1717.5 (132047)	19.02	19.28	18.87	
	36RB-High (38)	1772.5 (132597)	19.07	19.29	18.81	
		1745 (132322)	19.02	19.28	18.90	
		1717.5 (132047)	19.09	19.19	19.05	
	36RB-Middle (19)	1772.5 (132597)	19.09	19.33	19.24	
		1745 (132322)	19.17	19.22	18.98	
		1717.5 (132047)	19.19	19.19	19.12	
	36RB-Low (0)	1772.5 (132597)	19.11	19.32	19.21	
		1745 (132322)	19.14	19.39	19.14	
		1717.5 (132047)	19.46	19.23	19.02	
	75RB (0)	1772.5 (132597)	19.19	19.21	18.85	
		1745 (132322)	19.10	19.10	18.97	
		1717.5 (132047)	19.04	19.35	19.27	
	20MHz	1RB-High (99)	1770 (132572)	19.14	19.28	18.94
			1745 (132322)	18.94	19.23	18.75
			1720 (132072)	19.01	19.41	18.81
		1RB-Middle (50)	1770 (132572)	19.17	19.45	18.98
			1745 (132322)	19.29	19.24	19.10
			1720 (132072)	19.33	19.07	19.14
1RB-Low (0)		1770 (132572)	19.23	19.09	19.04	
		1745 (132322)	19.12	19.11	18.93	
		1720 (132072)	19.16	19.17	18.97	
50RB-High (50)		1770 (132572)	19.15	19.31	18.96	
		1745 (132322)	19.28	19.36	19.09	
		1720 (132072)	19.38	19.41	19.18	
50RB-Middle (25)		1770 (132572)	19.32	19.19	19.12	
		1745 (132322)	19.35	19.22	19.16	
		1720 (132072)	19.53	19.29	19.34	
50RB-Low (0)		1770 (132572)	19.17	19.02	18.98	
		1745 (132322)	19.29	19.31	19.09	
		1720 (132072)	19.36	19.12	19.16	
100RB (0)		1770 (132572)	19.24	19.20	19.04	
		1745 (132322)	19.22	19.11	19.02	
		1720 (132072)	19.46	19.31	19.27	

## LTE B71 B1

Bandwidth (MHz)	RB allocation	Frequency (MHz)	Actual output power (dBm)			
	RB offset		QPSK	16QAM	64QAM	
5MHz	1RB-High (24)	695.5 (133447)	23.21	22.85	22.67	
		680.5 (133297)	23.08	22.53	22.63	
		665.5 (133147)	23.08	22.89	22.53	
	1RB-Middle (12)	695.5 (133447)	23.32	22.75	22.56	
		680.5 (133297)	23.22	22.78	22.23	
		665.5 (133147)	23.23	22.70	22.42	
	1RB-Low (0)	695.5 (133447)	23.16	22.63	22.47	
		680.5 (133297)	23.09	22.86	22.50	
		665.5 (133147)	23.22	22.75	22.40	
	12RB-High (13)	695.5 (133447)	22.26	21.23	20.90	
		680.5 (133297)	22.05	21.23	21.04	
		665.5 (133147)	22.15	21.07	21.05	
	12RB-Middle (6)	695.5 (133447)	22.18	21.05	20.91	
		680.5 (133297)	22.25	21.15	20.83	
		665.5 (133147)	22.19	21.15	20.84	
	12RB-Low (0)	695.5 (133447)	22.17	21.08	20.87	
		680.5 (133297)	22.01	21.20	20.93	
		665.5 (133147)	22.09	21.08	20.96	
	25RB (0)	695.5 (133447)	22.22	21.22	21.02	
		680.5 (133297)	22.23	21.10	20.85	
		665.5 (133147)	22.09	21.24	20.91	
	10MHz	1RB-High (49)	693 (132422)	23.38	22.59	22.69
			680.5 (133297)	23.05	22.74	22.50
			668 (133172)	23.20	22.86	22.25
		1RB-Middle (24)	693 (132422)	23.19	22.62	22.24
			680.5 (133297)	23.27	22.52	22.68
			668 (133172)	23.06	22.85	22.50
1RB-Low (0)		693 (132422)	23.29	22.72	22.46	
		680.5 (133297)	23.13	22.76	22.36	
		668 (133172)	23.07	22.52	22.45	
25RB-High (25)		693 (132422)	22.17	21.20	20.91	
		680.5 (133297)	22.18	21.29	21.09	
		668 (133172)	22.07	21.25	20.94	
25RB-Middle (12)		693 (132422)	22.06	21.08	21.01	
		680.5 (133297)	22.15	21.23	20.95	
		668 (133172)	22.07	21.18	21.00	
25RB-Low (0)		693 (132422)	22.11	21.29	20.97	
		680.5 (133297)	22.23	21.08	20.84	
		668 (133172)	22.23	21.07	21.09	
50RB (0)		693 (132422)	22.12	21.25	20.88	
		680.5 (133297)	22.18	21.16	20.96	
		668 (133172)	22.05	21.24	20.90	

15MHz	1RB-High (74)	690.5 (133397)	23.12	22.58	22.63	
		680.5 (133297)	23.16	22.43	22.54	
		670.5 (133197)	23.39	22.72	22.56	
	1RB-Middle (37)	690.5 (133397)	23.12	22.49	22.51	
		680.5 (133297)	23.21	22.54	22.26	
		670.5 (133197)	23.09	22.88	22.59	
	1RB-Low (0)	690.5 (133397)	23.17	22.70	22.34	
		680.5 (133297)	23.17	22.82	22.42	
		670.5 (133197)	23.18	22.81	22.57	
	36RB-High (38)	690.5 (133397)	22.28	21.01	20.94	
		680.5 (133297)	22.28	21.05	20.92	
		670.5 (133197)	22.11	21.29	20.86	
	36RB-Middle (19)	690.5 (133397)	22.22	21.19	20.91	
		680.5 (133297)	22.16	21.03	20.89	
		670.5 (133197)	22.11	21.09	21.07	
	36RB-Low (0)	690.5 (133397)	22.07	21.13	21.07	
		680.5 (133297)	22.04	21.21	21.09	
		670.5 (133197)	22.22	21.04	20.91	
	75RB (0)	690.5 (133397)	22.05	21.15	20.92	
		680.5 (133297)	22.25	21.22	20.87	
		670.5 (133197)	22.06	21.23	20.82	
	20MHz	1RB-High (99)	688 (133372)	23.07	22.47	22.41
			683 (133322)	23.24	22.89	22.31
			673 (133222)	23.45	22.94	22.38
		1RB-Middle (50)	688 (133372)	23.18	22.56	22.69
			683 (133322)	23.22	22.81	22.69
			673 (133222)	23.10	22.93	22.56
1RB-Low (0)		688 (133372)	23.15	22.63	22.59	
		683 (133322)	23.17	22.85	22.60	
		673 (133222)	23.25	22.72	22.66	
50RB-High (50)		688 (133372)	22.22	21.21	20.83	
		683 (133322)	22.28	21.29	20.97	
		673 (133222)	22.25	21.26	21.07	
50RB-Middle (25)		688 (133372)	22.17	21.17	21.01	
		683 (133322)	22.22	21.26	20.93	
		673 (133222)	22.26	21.30	21.03	
50RB-Low (0)		688 (133372)	22.05	21.04	21.04	
		683 (133322)	22.02	21.03	20.91	
		673 (133222)	22.01	21.01	20.92	
100RB (0)		688 (133372)	22.11	21.11	21.01	
		683 (133322)	22.15	21.18	20.97	
		673 (133222)	22.15	21.19	20.95	

## LTE B71 A1

Bandwidth (MHz)	RB allocation	Frequency (MHz)	Actual output power (dBm)		
	RB offset		QPSK	16QAM	64QAM
5MHz	1RB-High (24)	695.5 (133447)	21.76	21.30	21.40
		680.5 (133297)	21.63	21.38	21.38
		665.5 (133147)	21.67	21.41	21.28
	1RB-Middle (12)	695.5 (133447)	21.62	21.18	21.05
		680.5 (133297)	21.78	21.26	21.17
		665.5 (133147)	21.56	21.54	21.26
	1RB-Low (0)	695.5 (133447)	21.64	21.16	21.26
		680.5 (133297)	21.55	21.13	21.24
		665.5 (133147)	21.60	21.42	21.12
	12RB-High (13)	695.5 (133447)	21.78	21.56	21.11
		680.5 (133297)	21.57	21.45	21.14
		665.5 (133147)	21.58	21.37	21.30
	12RB-Middle (6)	695.5 (133447)	21.57	21.39	21.10
		680.5 (133297)	21.55	21.35	21.07
		665.5 (133147)	21.54	21.33	21.28
	12RB-Low (0)	695.5 (133447)	21.72	21.20	21.23
		680.5 (133297)	21.61	21.03	21.32
		665.5 (133147)	21.55	21.55	21.04
	25RB (0)	695.5 (133447)	21.62	21.59	21.16
		680.5 (133297)	21.71	21.05	21.22
		665.5 (133147)	21.52	21.50	21.10
10MHz	1RB-High (49)	693 (132422)	21.71	21.46	21.31
		680.5 (133297)	21.53	21.08	21.21
		668 (133172)	21.72	21.33	21.40
	1RB-Middle (24)	693 (132422)	21.61	21.08	21.31
		680.5 (133297)	21.51	21.09	21.07
		668 (133172)	21.64	21.43	21.13
	1RB-Low (0)	693 (132422)	21.69	21.49	21.14
		680.5 (133297)	21.61	21.28	21.22
		668 (133172)	21.63	21.20	21.10
	25RB-High (25)	693 (132422)	21.59	21.42	21.25
		680.5 (133297)	21.73	21.54	21.25
		668 (133172)	21.62	21.41	21.19
	25RB-Middle (12)	693 (132422)	21.74	21.35	21.36
		680.5 (133297)	21.53	21.18	21.07
		668 (133172)	21.72	21.11	21.10
	25RB-Low (0)	693 (132422)	21.52	21.17	21.24
		680.5 (133297)	21.55	21.46	21.13
		668 (133172)	21.67	21.19	21.35
50RB (0)	693 (132422)	21.54	21.56	21.38	
	680.5 (133297)	21.61	21.35	21.25	
	668 (133172)	21.54	21.12	21.12	



15MHz	1RB-High (74)	690.5 (133397)	21.56	21.35	21.13	
		680.5 (133297)	21.67	21.58	21.31	
		670.5 (133197)	21.65	21.16	21.04	
	1RB-Middle (37)	690.5 (133397)	21.75	21.07	21.18	
		680.5 (133297)	21.56	21.40	21.28	
		670.5 (133197)	21.54	21.07	21.24	
	1RB-Low (0)	690.5 (133397)	21.71	21.42	21.20	
		680.5 (133297)	21.58	21.48	21.30	
		670.5 (133197)	21.74	21.39	21.05	
	36RB-High (38)	690.5 (133397)	21.72	21.35	21.19	
		680.5 (133297)	21.53	21.29	21.22	
		670.5 (133197)	21.53	21.60	21.04	
	36RB-Middle (19)	690.5 (133397)	21.77	21.24	21.13	
		680.5 (133297)	21.70	21.39	21.29	
		670.5 (133197)	21.70	21.06	21.15	
	36RB-Low (0)	690.5 (133397)	21.58	21.12	21.08	
		680.5 (133297)	21.63	21.38	21.34	
		670.5 (133197)	21.67	21.59	21.18	
	75RB (0)	690.5 (133397)	21.75	21.53	21.27	
		680.5 (133297)	21.57	21.48	21.23	
		670.5 (133197)	21.79	21.58	21.05	
	20MHz	1RB-High (99)	688 (133372)	21.57	21.32	21.04
			683 (133322)	21.85	21.37	21.12
			673 (133222)	21.80	21.34	21.03
		1RB-Middle (50)	688 (133372)	21.72	21.60	21.36
			683 (133322)	21.76	21.47	21.20
			673 (133222)	21.65	21.44	21.34
1RB-Low (0)		688 (133372)	21.78	21.29	21.33	
		683 (133322)	21.69	21.64	21.17	
		673 (133222)	21.84	21.40	21.39	
50RB-High (50)		688 (133372)	21.76	21.25	21.16	
		683 (133322)	21.79	21.23	21.40	
		673 (133222)	21.84	21.21	21.10	
50RB-Middle (25)		688 (133372)	21.75	21.28	21.27	
		683 (133322)	21.75	21.24	21.04	
		673 (133222)	21.79	21.26	21.33	
50RB-Low (0)		688 (133372)	21.60	21.13	21.39	
		683 (133322)	21.56	21.11	21.14	
		673 (133222)	21.59	21.06	21.15	
100RB (0)		688 (133372)	21.60	21.14	21.22	
		683 (133322)	21.67	21.12	21.08	
		673 (133222)	21.73	21.20	21.12	

## LTEB71 C1

Bandwidth (MHz)	RB allocation	Frequency (MHz)	Actual output power (dBm)		
	RB offset		QPSK	16QAM	64QAM
5MHz	1RB-High (24)	695.5 (133447)	18.65	18.58	18.70
		680.5 (133297)	18.77	18.62	18.36
		665.5 (133147)	18.64	18.45	18.68
	1RB-Middle (12)	695.5 (133447)	18.64	18.47	18.44
		680.5 (133297)	18.73	18.50	18.63
		665.5 (133147)	18.70	18.45	18.59
	1RB-Low (0)	695.5 (133447)	18.63	18.55	18.67
		680.5 (133297)	18.76	18.68	18.71
		665.5 (133147)	18.62	18.44	18.38
	12RB-High (13)	695.5 (133447)	18.63	18.61	18.51
		680.5 (133297)	18.63	18.37	18.32
		665.5 (133147)	18.63	18.70	18.65
	12RB-Middle (6)	695.5 (133447)	18.79	18.72	18.61
		680.5 (133297)	18.66	18.32	18.54
		665.5 (133147)	18.70	18.43	18.67
	12RB-Low (0)	695.5 (133447)	18.77	18.58	18.59
		680.5 (133297)	18.69	18.63	18.38
		665.5 (133147)	18.67	18.76	18.59
	25RB (0)	695.5 (133447)	18.68	18.58	18.52
		680.5 (133297)	18.72	18.67	18.60
		665.5 (133147)	18.73	18.39	18.48
10MHz	1RB-High (49)	693 (132422)	18.70	18.56	18.75
		680.5 (133297)	18.64	18.50	18.76
		668 (133172)	18.62	18.41	18.69
	1RB-Middle (24)	693 (132422)	18.77	18.74	18.75
		680.5 (133297)	18.73	18.53	18.44
		668 (133172)	18.66	18.74	18.52
	1RB-Low (0)	693 (132422)	18.67	18.47	18.55
		680.5 (133297)	18.63	18.38	18.68
		668 (133172)	18.68	18.56	18.68
	25RB-High (25)	693 (132422)	18.72	18.79	18.67
		680.5 (133297)	18.66	18.78	18.35
		668 (133172)	18.67	18.79	18.33
	25RB-Middle (12)	693 (132422)	18.66	18.59	18.56
		680.5 (133297)	18.75	18.67	18.41
		668 (133172)	18.78	18.71	18.60
	25RB-Low (0)	693 (132422)	18.79	18.76	18.40
		680.5 (133297)	18.63	18.62	18.79
		668 (133172)	18.66	18.41	18.79
50RB (0)	693 (132422)	18.67	18.48	18.47	
	680.5 (133297)	18.76	18.74	18.56	
	668 (133172)	18.72	18.53	18.78	

15MHz	1RB-High (74)	690.5 (133397)	18.75	18.45	18.37	
		680.5 (133297)	18.67	18.59	18.42	
		670.5 (133197)	18.70	18.36	18.37	
	1RB-Middle (37)	690.5 (133397)	18.69	18.68	18.41	
		680.5 (133297)	18.66	18.53	18.40	
		670.5 (133197)	18.61	18.56	18.71	
	1RB-Low (0)	690.5 (133397)	18.65	18.37	18.60	
		680.5 (133297)	18.76	18.79	18.74	
		670.5 (133197)	18.69	18.72	18.37	
	36RB-High (38)	690.5 (133397)	18.64	18.35	18.40	
		680.5 (133297)	18.71	18.31	18.33	
		670.5 (133197)	18.68	18.79	18.52	
	36RB-Middle (19)	690.5 (133397)	18.74	18.33	18.43	
		680.5 (133297)	18.70	18.45	18.53	
		670.5 (133197)	18.66	18.79	18.64	
	36RB-Low (0)	690.5 (133397)	18.61	18.51	18.59	
		680.5 (133297)	18.66	18.70	18.77	
		670.5 (133197)	18.61	18.53	18.62	
	75RB (0)	690.5 (133397)	18.62	18.34	18.60	
		680.5 (133297)	18.70	18.74	18.35	
		670.5 (133197)	18.63	18.41	18.43	
	20MHz	1RB-High (99)	688 (133372)	18.62	18.52	18.64
			683 (133322)	18.73	18.33	18.52
			673 (133222)	18.89	18.47	18.56
		1RB-Middle (50)	688 (133372)	18.69	18.51	18.34
			683 (133322)	18.72	18.31	18.59
			673 (133222)	18.66	18.21	18.33
1RB-Low (0)		688 (133372)	18.73	18.48	18.49	
		683 (133322)	18.69	18.57	18.33	
		673 (133222)	18.79	18.61	18.56	
50RB-High (50)		688 (133372)	18.74	18.77	18.51	
		683 (133322)	18.79	18.80	18.47	
		673 (133222)	18.77	18.75	18.36	
50RB-Middle (25)		688 (133372)	18.74	18.78	18.54	
		683 (133322)	18.77	18.79	18.63	
		673 (133222)	18.80	18.76	18.41	
50RB-Low (0)		688 (133372)	18.64	18.68	18.67	
		683 (133322)	18.58	18.64	18.54	
		673 (133222)	18.55	18.57	18.40	
100RB (0)		688 (133372)	18.63	18.72	18.34	
		683 (133322)	18.69	18.71	18.31	
		673 (133222)	18.69	18.74	18.50	

**LAT**

LTE B7 B2

Bandwidth (MHz)	RB allocation	Frequency (MHz)	Actual output power (dBm)			
	RB offset		QPSK	16QAM	64QAM	
5MHz	1RB-High (24)	2567.5 (21425)	23.04	22.52	21.63	
		2535 (21100)	23.08	22.98	21.67	
		2502.5 (20775)	23.23	22.58	21.82	
	1RB-Middle (12)	2567.5 (21425)	23.11	22.67	21.70	
		2535 (21100)	23.08	22.74	21.67	
		2502.5 (20775)	23.04	22.38	21.63	
	1RB-Low (0)	2567.5 (21425)	23.16	22.88	21.75	
		2535 (21100)	23.09	22.75	21.68	
		2502.5 (20775)	23.24	22.67	21.83	
	12RB-High (13)	2567.5 (21425)	22.14	21.14	20.73	
		2535 (21100)	22.18	21.15	20.77	
		2502.5 (20775)	22.16	21.11	20.75	
	12RB-Middle (6)	2567.5 (21425)	22.12	21.12	20.71	
		2535 (21100)	22.11	21.09	20.70	
		2502.5 (20775)	22.15	21.08	20.74	
	12RB-Low (0)	2567.5 (21425)	21.99	20.97	20.58	
		2535 (21100)	21.89	20.91	20.48	
		2502.5 (20775)	21.90	20.88	20.49	
	25RB (0)	2567.5 (21425)	22.02	21.03	20.61	
		2535 (21100)	22.03	21.02	20.62	
		2502.5 (20775)	22.08	21.07	20.67	
	10MHz	1RB-High (49)	2565 (21400)	23.00	22.48	21.59
			2535 (21100)	23.04	22.94	21.63
			2505 (20800)	23.19	22.54	21.78
1RB-Middle (24)		2565 (21400)	23.07	22.63	21.66	
		2535 (21100)	23.04	22.70	21.63	
		2505 (20800)	23.00	22.34	21.59	
1RB-Low (0)		2565 (21400)	23.12	22.84	21.71	
		2535 (21100)	23.05	22.71	21.64	
		2505 (20800)	23.20	22.63	21.79	
25RB-High (25)		2565 (21400)	22.10	21.10	20.69	
		2535 (21100)	22.14	21.11	20.73	
		2505 (20800)	22.12	21.07	20.71	
25RB-Middle (12)		2565 (21400)	22.08	21.08	20.67	
		2535 (21100)	22.07	21.05	20.66	
		2505 (20800)	22.11	21.04	20.70	
25RB-Low (0)		2565 (21400)	21.95	20.93	20.54	
		2535 (21100)	21.85	20.87	20.44	
		2505 (20800)	21.86	20.84	20.45	
50RB (0)		2565 (21400)	21.98	20.99	20.57	
		2535 (21100)	21.99	20.98	20.58	
		2505 (20800)	22.04	21.03	20.63	

15MHz	1RB-High (74)	2562.5 (21375)	22.95	22.43	21.54
		2535 (21100)	22.99	22.89	21.58
		2507.5 (20825)	23.14	22.49	21.73
	1RB-Middle (37)	2562.5 (21375)	23.02	22.58	21.61
		2535 (21100)	22.99	22.65	21.58
		2507.5 (20825)	22.95	22.29	21.54
	1RB-Low (0)	2562.5 (21375)	23.07	22.79	21.66
		2535 (21100)	23.00	22.66	21.59
		2507.5 (20825)	23.15	22.58	21.74
	36RB-High (38)	2562.5 (21375)	22.05	21.05	20.64
		2535 (21100)	22.09	21.06	20.68
		2507.5 (20825)	22.07	21.02	20.66
	36RB-Middle (19)	2562.5 (21375)	22.03	21.03	20.62
		2535 (21100)	22.02	21.00	20.61
		2507.5 (20825)	22.06	20.99	20.65
	36RB-Low (0)	2562.5 (21375)	21.90	20.88	20.49
		2535 (21100)	21.80	20.82	20.39
		2507.5 (20825)	21.81	20.79	20.40
	75RB (0)	2562.5 (21375)	21.93	20.94	20.52
		2535 (21100)	21.94	20.93	20.53
		2507.5 (20825)	21.99	20.98	20.58
20MHz	1RB-High (99)	2560 (21350)	23.15	22.63	21.74
		2535 (21100)	23.19	23.09	21.78
		2510 (20850)	23.34	22.69	21.93
	1RB-Middle (50)	2560 (21350)	23.22	22.78	21.81
		2535 (21100)	23.19	22.85	21.78
		2510 (20850)	23.15	22.49	21.74
	1RB-Low (0)	2560 (21350)	23.27	22.99	21.86
		2535 (21100)	23.40	22.86	21.79
		2510 (20850)	23.35	22.78	21.94
	50RB-High (50)	2560 (21350)	22.25	21.25	20.84
		2535 (21100)	22.29	21.26	20.88
		2510 (20850)	22.27	21.22	20.86
	50RB-Middle (25)	2560 (21350)	22.23	21.23	20.82
		2535 (21100)	22.22	21.20	20.81
		2510 (20850)	22.36	21.19	20.85
	50RB-Low (0)	2560 (21350)	22.10	21.08	20.69
		2535 (21100)	22.00	21.02	20.59
		2510 (20850)	22.01	20.99	20.60
	100RB (0)	2560 (21350)	22.13	21.14	20.72
		2535 (21100)	22.14	21.13	20.73
		2510 (20850)	22.19	21.18	20.78

## LTE B7 C2

Bandwidth (MHz)	RB allocation	Frequency (MHz)	Actual output power (dBm)		
	RB offset		QPSK	16QAM	64QAM
5MHz	1RB-High (24)	2567.5 (21425)	19.38	19.57	19.15
		2535 (21100)	19.52	19.31	19.24
		2502.5 (20775)	19.45	19.35	19.39
	1RB-Middle (12)	2567.5 (21425)	19.43	19.66	19.27
		2535 (21100)	19.63	19.42	19.36
		2502.5 (20775)	19.32	19.48	19.18
	1RB-Low (0)	2567.5 (21425)	19.65	19.67	19.36
		2535 (21100)	19.59	19.50	19.20
		2502.5 (20775)	19.37	19.46	19.10
	12RB-High (13)	2567.5 (21425)	19.53	19.38	19.35
		2535 (21100)	19.69	19.40	19.37
		2502.5 (20775)	19.38	19.60	19.03
	12RB-Middle (6)	2567.5 (21425)	19.40	19.57	19.22
		2535 (21100)	19.49	19.59	19.33
		2502.5 (20775)	19.64	19.47	19.10
	12RB-Low (0)	2567.5 (21425)	19.37	19.43	19.19
		2535 (21100)	19.55	19.67	19.08
		2502.5 (20775)	19.55	19.43	19.19
	25RB (0)	2567.5 (21425)	19.61	19.42	19.17
		2535 (21100)	19.37	19.44	19.02
		2502.5 (20775)	19.34	19.60	19.26
10MHz	1RB-High (49)	2565 (21400)	19.41	19.33	19.07
		2535 (21100)	19.54	19.49	19.29
		2505 (20800)	19.52	19.51	19.04
	1RB-Middle (24)	2565 (21400)	19.59	19.67	19.23
		2535 (21100)	19.36	19.58	19.28
		2505 (20800)	19.67	19.47	19.10
	1RB-Low (0)	2565 (21400)	19.58	19.41	19.28
		2535 (21100)	19.53	19.44	19.10
		2505 (20800)	19.47	19.52	19.10
	25RB-High (25)	2565 (21400)	19.69	19.35	19.29
		2535 (21100)	19.40	19.53	19.32
		2505 (20800)	19.42	19.54	19.14
	25RB-Middle (12)	2565 (21400)	19.46	19.69	19.00
		2535 (21100)	19.46	19.69	19.13
		2505 (20800)	19.42	19.42	19.10
	25RB-Low (0)	2565 (21400)	19.54	19.57	19.16
		2535 (21100)	19.33	19.51	19.34
		2505 (20800)	19.31	19.32	19.13
50RB (0)	2565 (21400)	19.67	19.42	19.36	
	2535 (21100)	19.41	19.42	19.39	
	2505 (20800)	19.58	19.41	19.09	

15MHz	1RB-High (74)	2562.5 (21375)	19.63	19.49	19.29	
		2535 (21100)	19.36	19.31	19.10	
		2507.5 (20825)	19.37	19.54	19.34	
	1RB-Middle (37)	2562.5 (21375)	19.58	19.34	19.02	
		2535 (21100)	19.53	19.51	19.24	
		2507.5 (20825)	19.60	19.55	19.20	
	1RB-Low (0)	2562.5 (21375)	19.32	19.32	19.14	
		2535 (21100)	19.48	19.60	19.38	
		2507.5 (20825)	19.69	19.66	19.30	
	36RB-High (38)	2562.5 (21375)	19.43	19.66	19.12	
		2535 (21100)	19.44	19.59	19.35	
		2507.5 (20825)	19.41	19.60	19.32	
	36RB-Middle (19)	2562.5 (21375)	19.63	19.61	19.39	
		2535 (21100)	19.49	19.42	19.31	
		2507.5 (20825)	19.62	19.32	19.31	
	36RB-Low (0)	2562.5 (21375)	19.49	19.66	19.11	
		2535 (21100)	19.55	19.55	19.24	
		2507.5 (20825)	19.44	19.52	19.09	
	75RB (0)	2562.5 (21375)	19.31	19.58	19.16	
		2535 (21100)	19.46	19.63	19.29	
		2507.5 (20825)	19.43	19.65	19.17	
	20MHz	1RB-High (99)	2560 (21350)	19.54	19.99	19.24
			2535 (21100)	19.75	20.13	19.41
			2510 (20850)	19.59	20.28	19.29
		1RB-Middle (50)	2560 (21350)	19.58	20.09	19.28
			2535 (21100)	19.63	20.11	19.33
			2510 (20850)	19.50	20.19	19.20
1RB-Low (0)		2560 (21350)	19.51	20.09	19.21	
		2535 (21100)	19.65	20.19	19.35	
		2510 (20850)	19.54	20.15	19.24	
50RB-High (50)		2560 (21350)	19.55	19.57	19.25	
		2535 (21100)	19.59	19.55	19.29	
		2510 (20850)	19.66	19.70	19.36	
50RB-Middle (25)		2560 (21350)	19.69	19.71	19.39	
		2535 (21100)	19.73	19.67	19.42	
		2510 (20850)	19.72	19.75	19.42	
50RB-Low (0)		2560 (21350)	19.52	19.57	19.22	
		2535 (21100)	19.64	19.63	19.34	
		2510 (20850)	19.58	19.60	19.28	
100RB (0)		2560 (21350)	19.61	19.60	19.31	
		2535 (21100)	19.65	19.64	19.35	
		2510 (20850)	19.63	19.68	19.33	

## LTE band12 B2

Bandwidth (MHz)	RB allocation	Frequency (MHz)	Actual output power (dBm)			
	RB offset		QPSK	16QAM	64QAM	
1.4MHz	1RB-High (5)	715.3	22.92	22.49	21.36	
		707.5	23.06	22.59	21.50	
		699.7	23.04	22.90	21.48	
	1RB-Middle (3)	715.3	23.05	22.50	21.49	
		707.5	23.02	22.73	21.46	
		699.7	23.00	22.99	21.44	
	1RB-Low (0)	715.3	23.01	22.59	21.45	
		707.5	23.13	22.67	21.57	
		699.7	23.11	23.03	21.55	
	3RB-High (3)	715.3	22.56	21.66	21.00	
		707.5	22.57	21.58	21.01	
		699.7	22.60	21.61	21.04	
	3RB-Middle (1)	715.3	22.67	21.74	21.11	
		707.5	22.64	21.68	21.08	
		699.7	22.64	21.72	21.08	
	3RB-Low (0)	715.3	22.50	21.57	20.94	
		707.5	22.46	21.46	20.90	
		699.7	22.49	21.53	20.93	
	6RB (0)	715.3	22.56	21.62	21.00	
		707.5	22.57	21.55	21.01	
		699.7	22.57	21.65	21.01	
	3MHz	1RB-High (14)	714.5	22.95	22.52	21.39
			707.5	23.09	22.62	21.53
			700.5	23.07	22.93	21.51
		1RB-Middle (7)	714.5	23.08	22.53	21.52
			707.5	23.05	22.76	21.49
			700.5	23.03	23.02	21.47
1RB-Low (0)		714.5	23.04	22.62	21.48	
		707.5	23.16	22.70	21.60	
		700.5	23.14	23.06	21.58	
8RB-High (7)		714.5	22.59	21.69	21.03	
		707.5	22.60	21.61	21.04	
		700.5	22.63	21.64	21.07	
8RB-Middle (4)		714.5	22.70	21.77	21.14	
		707.5	22.67	21.71	21.11	
		700.5	22.67	21.75	21.11	
8RB-Low (0)		714.5	22.53	21.60	20.97	
		707.5	22.49	21.49	20.93	
		700.5	22.52	21.56	20.96	
15RB (0)		714.5	22.59	21.65	21.03	
		707.5	22.60	21.58	21.04	
		700.5	22.60	21.68	21.04	



5MHz	1RB-High (24)	713.5	22.97	22.54	21.41	
		707.5	23.11	22.64	21.55	
		701.5	23.09	22.95	21.53	
	1RB-Middle (12)	713.5	23.10	22.55	21.54	
		707.5	23.07	22.78	21.51	
		701.5	23.05	23.04	21.49	
	1RB-Low (0)	713.5	23.06	22.64	21.50	
		707.5	23.18	22.72	21.62	
		701.5	23.16	23.08	21.60	
	12RB-High (13)	713.5	22.61	21.71	21.05	
		707.5	22.62	21.63	21.06	
		701.5	22.65	21.66	21.09	
	12RB-Middle (6)	713.5	22.72	21.79	21.16	
		707.5	22.69	21.73	21.13	
		701.5	22.69	21.77	21.13	
	12RB-Low (0)	713.5	22.55	21.62	20.99	
		707.5	22.51	21.51	20.95	
		701.5	22.54	21.58	20.98	
	25RB (0)	713.5	22.61	21.67	21.05	
		707.5	22.62	21.60	21.06	
		701.5	22.62	21.70	21.06	
	10MHz	1RB-High (49)	711	23.27	22.84	21.71
			707.5	23.41	22.94	21.85
			704	23.39	23.25	21.83
1RB-Middle (24)		711	23.40	22.85	21.84	
		707.5	23.37	23.08	21.81	
		704	23.35	23.34	21.79	
1RB-Low (0)		711	23.36	22.94	21.80	
		707.5	23.48	23.02	21.92	
		704	23.46	23.38	21.90	
25RB-High (25)		711	22.91	22.01	21.35	
		707.5	22.92	21.93	21.36	
		704	22.95	21.96	21.39	
25RB-Middle (12)		711	23.02	22.09	21.46	
		707.5	23.09	22.03	21.43	
		704	22.99	22.07	21.43	
25RB-Low (0)		711	22.85	21.92	21.29	
		707.5	22.81	21.81	21.25	
		704	22.84	21.88	21.28	
50RB (0)		711	22.91	21.97	21.35	
		707.5	22.92	21.90	21.36	
		704	22.92	22.00	21.36	

## LTE Band12 C2

Bandwidth (MHz)	RB allocation	Frequency (MHz)	Actual output power (dBm)			
	RB offset		QPSK	16QAM	64QAM	
1.4MHz	1RB-High (5)	715.3 (23173)	22.33	22.35	20.93	
		707.5 (23095)	22.49	21.99	21.09	
		699.7 (23017)	22.39	22.00	20.99	
	1RB-Middle (3)	715.3 (23173)	22.45	22.40	21.05	
		707.5 (23095)	22.42	21.95	21.02	
		699.7 (23017)	22.41	22.18	21.01	
	1RB-Low (0)	715.3 (23173)	22.42	22.41	21.02	
		707.5 (23095)	22.53	22.06	21.13	
		699.7 (23017)	22.48	22.11	21.08	
	3RB-High (3)	715.3 (23173)	22.00	21.02	20.60	
		707.5 (23095)	22.01	21.09	20.61	
		699.7 (23017)	22.00	21.03	20.60	
	3RB-Middle (1)	715.3 (23173)	22.08	21.14	20.68	
		707.5 (23095)	22.12	21.19	20.72	
		699.7 (23017)	22.11	21.14	20.71	
	3RB-Low (0)	715.3 (23173)	21.93	20.96	20.53	
		707.5 (23095)	21.88	21.02	20.48	
		699.7 (23017)	21.93	20.94	20.53	
	6RB (0)	715.3 (23173)	22.01	21.06	20.61	
		707.5 (23095)	22.00	21.05	20.60	
		699.7 (23017)	22.02	20.99	20.62	
	3MHz	1RB-High (14)	714.5 (23165)	22.33	22.35	20.93
			707.5 (23095)	22.49	21.99	21.09
			700.5 (23025)	22.39	22.00	20.99
		1RB-Middle (7)	714.5 (23165)	22.45	22.40	21.05
			707.5 (23095)	22.42	21.95	21.02
			700.5 (23025)	22.41	22.18	21.01
1RB-Low (0)		714.5 (23165)	22.42	22.41	21.02	
		707.5 (23095)	22.53	22.06	21.13	
		700.5 (23025)	22.48	22.11	21.08	
8RB-High (7)		714.5 (23165)	22.00	21.02	20.60	
		707.5 (23095)	22.01	21.09	20.61	
		700.5 (23025)	22.00	21.03	20.60	
8RB-Middle (4)		714.5 (23165)	22.08	21.14	20.68	
		707.5 (23095)	22.12	21.19	20.72	
		700.5 (23025)	22.11	21.14	20.71	
8RB-Low (0)		714.5 (23165)	21.93	20.96	20.53	
		707.5 (23095)	21.88	21.02	20.48	
		700.5 (23025)	21.93	20.94	20.53	
15RB (0)		714.5 (23165)	22.01	21.06	20.61	
		707.5 (23095)	22.00	21.05	20.60	
		700.5 (23025)	22.02	20.99	20.62	

5MHz	1RB-High (24)	713.5 (23155)	22.33	22.35	20.93	
		707.5 (23095)	22.49	21.99	21.09	
		701.5 (23035)	22.39	22.00	20.99	
	1RB-Middle (12)	713.5 (23155)	22.45	22.40	21.05	
		707.5 (23095)	22.42	21.95	21.02	
		701.5 (23035)	22.41	22.18	21.01	
	1RB-Low (0)	713.5 (23155)	22.42	22.41	21.02	
		707.5 (23095)	22.53	22.06	21.13	
		701.5 (23035)	22.48	22.11	21.08	
	12RB-High (13)	713.5 (23155)	22.00	21.02	20.60	
		707.5 (23095)	22.01	21.09	20.61	
		701.5 (23035)	22.00	21.03	20.60	
	12RB-Middle (6)	713.5 (23155)	22.08	21.14	20.68	
		707.5 (23095)	22.12	21.19	20.72	
		701.5 (23035)	22.11	21.14	20.71	
	12RB-Low (0)	713.5 (23155)	21.93	20.96	20.53	
		707.5 (23095)	21.88	21.02	20.48	
		701.5 (23035)	21.93	20.94	20.53	
	25RB (0)	713.5 (23155)	22.01	21.06	20.61	
		707.5 (23095)	22.00	21.05	20.60	
		701.5 (23035)	22.02	20.99	20.62	
	10MHz	1RB-High (49)	711 (23130)	23.27	23.17	21.85
			707.5 (23095)	23.23	22.88	22.01
			704 (23060)	23.30	22.86	21.91
1RB-Middle (24)		711 (23130)	23.26	23.14	21.98	
		707.5 (23095)	23.21	22.87	21.94	
		704 (23060)	23.31	23.05	21.93	
1RB-Low (0)		711 (23130)	23.34	23.27	21.94	
		707.5 (23095)	23.33	23.01	22.05	
		704 (23060)	23.40	22.99	22.01	
25RB-High (25)		711 (23130)	22.85	21.90	21.53	
		707.5 (23095)	22.84	22.00	21.53	
		704 (23060)	22.87	21.91	21.52	
25RB-Middle (12)		711 (23130)	22.94	22.02	21.60	
		707.5 (23095)	22.95	22.01	21.64	
		704 (23060)	22.95	21.96	21.63	
25RB-Low (0)		711 (23130)	22.75	21.80	21.45	
		707.5 (23095)	22.80	21.92	21.41	
		704 (23060)	22.80	21.81	21.45	
50RB (0)		711 (23130)	22.85	21.93	21.54	
		707.5 (23095)	22.89	21.92	21.52	
		704 (23060)	22.87	21.86	21.54	

## LTE Band25 B2

Bandwidth (MHz)	RB allocation	Frequency (MHz)	Actual output power (dBm)		
	RB offset		QPSK	16QAM	64QAM
1.4MHz	1RB-High (5)	1914.3 (26683)	22.90	22.07	21.14
		1882.5 (26365)	23.07	22.97	21.31
		1850.7 (26047)	23.38	23.21	21.62
	1RB-Middle (3)	1914.3 (26683)	23.31	22.54	21.55
		1882.5 (26365)	23.28	23.15	21.52
		1850.7 (26047)	23.53	23.30	21.77
	1RB-Low (0)	1914.3 (26683)	23.45	22.83	21.69
		1882.5 (26365)	23.66	23.21	21.90
		1850.7 (26047)	23.63	23.29	21.87
	3RB-High (3)	1914.3 (26683)	22.31	21.25	20.55
		1882.5 (26365)	22.39	21.41	20.63
		1850.7 (26047)	22.34	21.40	20.58
	3RB-Middle (1)	1914.3 (26683)	22.37	21.36	20.61
		1882.5 (26365)	22.58	21.61	20.82
		1850.7 (26047)	22.59	21.63	20.83
	3RB-Low (0)	1914.3 (26683)	22.25	21.25	20.49
		1882.5 (26365)	22.28	21.29	20.52
		1850.7 (26047)	22.45	21.50	20.69
	6RB (0)	1914.3 (26683)	22.35	21.34	20.59
		1882.5 (26365)	22.34	21.41	20.58
		1850.7 (26047)	22.62	21.66	20.86
3MHz	1RB-High (14)	1913.5 (26675)	23.05	22.22	21.29
		1882.5 (26365)	23.22	23.12	21.46
		1851.5 (26055)	23.40	23.23	21.64
	1RB-Middle (7)	1913.5 (26675)	23.27	22.50	21.51
		1882.5 (26365)	23.38	23.25	21.62
		1851.5 (26055)	23.56	23.32	21.80
	1RB-Low (0)	1913.5 (26675)	23.41	22.79	21.65
		1882.5 (26365)	23.50	23.06	21.74
		1851.5 (26055)	23.67	23.32	21.91
	8RB-High (7)	1913.5 (26675)	22.37	21.32	20.61
		1882.5 (26365)	22.52	21.53	20.76
		1851.5 (26055)	22.39	21.44	20.63
	8RB-Middle (4)	1913.5 (26675)	22.47	21.47	20.71
		1882.5 (26365)	22.44	21.47	20.68
		1851.5 (26055)	22.57	21.60	20.81
	8RB-Low (0)	1913.5 (26675)	22.28	21.28	20.52
		1882.5 (26365)	22.41	21.42	20.65
		1851.5 (26055)	22.40	21.45	20.64
15RB (0)	1913.5 (26675)	22.32	21.31	20.56	
	1882.5 (26365)	22.37	21.43	20.61	
	1851.5 (26055)	22.35	21.39	20.59	

5MHz	1RB-High (24)	1912.5 (26665)	22.93	22.09	21.17	
		1882.5 (26365)	23.34	23.24	21.58	
		1852.5 (26065)	23.53	23.36	21.77	
	1RB-Middle (12)	1912.5 (26665)	23.29	22.52	21.53	
		1882.5 (26365)	23.21	23.08	21.45	
		1852.5 (26065)	23.44	23.20	21.68	
	1RB-Low (0)	1912.5 (26665)	23.42	22.80	21.66	
		1882.5 (26365)	23.60	23.16	21.84	
		1852.5 (26065)	23.54	23.19	21.78	
	12RB-High (13)	1912.5 (26665)	22.18	21.12	20.42	
		1882.5 (26365)	22.48	21.50	20.72	
		1852.5 (26065)	22.33	21.39	20.57	
	12RB-Middle (6)	1912.5 (26665)	22.32	21.32	20.56	
		1882.5 (26365)	22.28	21.31	20.52	
		1852.5 (26065)	22.61	21.64	20.85	
	12RB-Low (0)	1912.5 (26665)	22.16	21.16	20.40	
		1882.5 (26365)	22.37	21.38	20.61	
		1852.5 (26065)	22.51	21.56	20.75	
	25RB (0)	1912.5 (26665)	22.26	21.26	20.50	
		1882.5 (26365)	22.21	21.27	20.45	
		1852.5 (26065)	22.39	21.44	20.63	
	10MHz	1RB-High (49)	1910 (26640)	22.84	22.01	21.08
			1882.5 (26365)	23.28	23.18	21.52
			1855 (26090)	23.27	23.10	21.51
1RB-Middle (24)		1910 (26640)	23.42	22.65	21.66	
		1882.5 (26365)	23.47	23.34	21.71	
		1855 (26090)	23.53	23.29	21.77	
1RB-Low (0)		1910 (26640)	23.51	22.89	21.75	
		1882.5 (26365)	23.46	23.01	21.70	
		1855 (26090)	23.43	23.09	21.67	
25RB-High (25)		1910 (26640)	22.30	21.25	20.54	
		1882.5 (26365)	22.44	21.46	20.68	
		1855 (26090)	22.52	21.57	20.76	
25RB-Middle (12)		1910 (26640)	22.54	21.53	20.78	
		1882.5 (26365)	22.44	21.47	20.68	
		1855 (26090)	22.58	21.62	20.82	
25RB-Low (0)		1910 (26640)	22.12	21.12	20.36	
		1882.5 (26365)	22.28	21.29	20.52	
		1855 (26090)	22.58	21.63	20.82	
50RB (0)		1910 (26640)	22.34	21.33	20.58	
		1882.5 (26365)	22.40	21.46	20.64	
		1855 (26090)	22.49	21.54	20.73	

15MHz	1RB-High (74)	1907.5 (26615)	22.87	22.04	21.11
		1882.5 (26365)	23.20	23.10	21.44
		1857.5 (26115)	23.47	23.30	21.71
	1RB-Middle (37)	1907.5 (26615)	23.39	22.62	21.63
		1882.5 (26365)	23.42	23.29	21.66
		1857.5 (26115)	23.55	23.31	21.79
	1RB-Low (0)	1907.5 (26615)	23.50	22.88	21.74
		1882.5 (26365)	23.49	23.05	21.73
		1857.5 (26115)	23.66	23.32	21.90
	36RB-High (38)	1907.5 (26615)	22.29	21.23	20.53
		1882.5 (26365)	22.31	21.33	20.55
		1857.5 (26115)	22.36	21.42	20.60
	36RB-Middle (19)	1907.5 (26615)	22.41	21.40	20.65
		1882.5 (26365)	22.31	21.34	20.55
		1857.5 (26115)	22.64	21.67	20.88
	36RB-Low (0)	1907.5 (26615)	22.29	21.29	20.53
		1882.5 (26365)	22.42	21.43	20.66
		1857.5 (26115)	22.41	21.46	20.65
	75RB (0)	1907.5 (26615)	22.38	21.37	20.62
		1882.5 (26365)	22.31	21.38	20.55
		1857.5 (26115)	22.34	21.39	20.58
20MHz	1RB-High (99)	1905 (26590)	23.40	22.57	21.64
		1882.5 (26365)	23.75	23.65	21.99
		1860 (26140)	23.92	23.75	22.16
	1RB-Middle (50)	1905 (26590)	23.89	23.11	22.13
		1882.5 (26365)	23.84	23.71	22.08
		1860 (26140)	24.06	23.82	22.30
	1RB-Low (0)	1905 (26590)	23.97	23.35	22.21
		1882.5 (26365)	24.01	23.57	22.25
		1860 (26140)	24.07	23.71	22.30
	50RB-High (50)	1905 (26590)	22.80	21.74	21.04
		1882.5 (26365)	22.88	21.90	21.12
		1860 (26140)	22.90	21.95	21.14
	50RB-Middle (25)	1905 (26590)	22.94	21.93	21.18
		1882.5 (26365)	22.96	21.99	21.20
		1860 (26140)	23.07	22.11	21.31
	50RB-Low (0)	1905 (26590)	22.75	21.75	20.99
		1882.5 (26365)	22.89	21.89	21.13
		1860 (26140)	23.00	22.04	21.24
	100RB (0)	1905 (26590)	22.83	21.83	21.07
		1882.5 (26365)	22.82	21.89	21.06
		1860 (26140)	22.96	22.01	21.20

## LTE Band25 C2

Bandwidth (MHz)	RB allocation	Frequency (MHz)	Actual output power (dBm)			
	RB offset		QPSK	16QAM	64QAM	
1.4MHz	1RB-High (5)	1914.3 (26683)	18.53	19.23	18.31	
		1882.5 (26365)	18.51	19.20	18.29	
		1850.7 (26047)	18.63	19.50	18.41	
	1RB-Middle (3)	1914.3 (26683)	18.61	19.46	18.39	
		1882.5 (26365)	18.62	19.30	18.40	
		1850.7 (26047)	18.71	19.30	18.49	
	1RB-Low (0)	1914.3 (26683)	18.76	19.37	18.54	
		1882.5 (26365)	18.78	19.12	18.56	
		1850.7 (26047)	18.60	19.25	18.38	
	3RB-High (3)	1914.3 (26683)	18.65	18.68	18.43	
		1882.5 (26365)	18.69	18.66	18.47	
		1850.7 (26047)	18.67	18.73	18.45	
	3RB-Middle (1)	1914.3 (26683)	18.73	18.74	18.51	
		1882.5 (26365)	18.67	18.65	18.45	
		1850.7 (26047)	18.83	18.88	18.61	
	3RB-Low (0)	1914.3 (26683)	18.48	18.49	18.26	
		1882.5 (26365)	18.65	18.65	18.43	
		1850.7 (26047)	18.78	18.81	18.56	
	6RB (0)	1914.3 (26683)	18.60	18.59	18.38	
		1882.5 (26365)	18.55	18.60	18.33	
		1850.7 (26047)	18.77	18.88	18.55	
	3MHz	1RB-High (14)	1913.5 (26675)	18.53	19.23	18.31
			1882.5 (26365)	18.48	19.18	18.26
			1851.5 (26055)	18.69	19.56	18.47
		1RB-Middle (7)	1913.5 (26675)	18.71	19.56	18.49
			1882.5 (26365)	18.65	19.33	18.43
			1851.5 (26055)	18.69	19.28	18.47
1RB-Low (0)		1913.5 (26675)	18.78	19.39	18.56	
		1882.5 (26365)	18.86	19.19	18.64	
		1851.5 (26055)	18.68	19.33	18.46	
8RB-High (7)		1913.5 (26675)	18.67	18.70	18.45	
		1882.5 (26365)	18.68	18.65	18.46	
		1851.5 (26055)	18.74	18.79	18.52	
8RB-Middle (4)		1913.5 (26675)	18.66	18.67	18.44	
		1882.5 (26365)	18.80	18.77	18.58	
		1851.5 (26055)	18.83	18.88	18.61	
8RB-Low (0)		1913.5 (26675)	18.53	18.53	18.31	
		1882.5 (26365)	18.57	18.58	18.35	
		1851.5 (26055)	18.77	18.81	18.55	
15RB (0)		1913.5 (26675)	18.70	18.69	18.48	
		1882.5 (26365)	18.49	18.55	18.27	
		1851.5 (26055)	18.71	18.81	18.49	

5MHz	1RB-High (24)	1912.5 (26665)	18.51	19.21	18.29	
		1882.5 (26365)	18.47	19.16	18.25	
		1852.5 (26065)	18.68	19.55	18.46	
	1RB-Middle (12)	1912.5 (26665)	18.67	19.52	18.45	
		1882.5 (26365)	18.70	19.38	18.48	
		1852.5 (26065)	18.78	19.38	18.56	
	1RB-Low (0)	1912.5 (26665)	18.71	19.32	18.49	
		1882.5 (26365)	18.77	19.10	18.55	
		1852.5 (26065)	18.70	19.35	18.48	
	12RB-High (13)	1912.5 (26665)	18.70	18.74	18.48	
		1882.5 (26365)	18.70	18.67	18.48	
		1852.5 (26065)	18.65	18.70	18.43	
	12RB-Middle (6)	1912.5 (26665)	18.82	18.83	18.60	
		1882.5 (26365)	18.75	18.73	18.53	
		1852.5 (26065)	18.79	18.84	18.57	
	12RB-Low (0)	1912.5 (26665)	18.47	18.47	18.25	
		1882.5 (26365)	18.64	18.65	18.42	
		1852.5 (26065)	18.82	18.85	18.60	
	25RB (0)	1912.5 (26665)	18.66	18.65	18.44	
		1882.5 (26365)	18.58	18.63	18.36	
		1852.5 (26065)	18.72	18.83	18.50	
	10MHz	1RB-High (49)	1910 (26640)	18.43	19.13	18.21
			1882.5 (26365)	18.51	19.21	18.29
			1855 (26090)	18.67	19.54	18.45
1RB-Middle (24)		1910 (26640)	18.64	19.48	18.42	
		1882.5 (26365)	18.59	19.27	18.37	
		1855 (26090)	18.69	19.28	18.47	
1RB-Low (0)		1910 (26640)	18.78	19.39	18.56	
		1882.5 (26365)	18.80	19.13	18.58	
		1855 (26090)	18.65	19.31	18.43	
25RB-High (25)		1910 (26640)	18.61	18.65	18.39	
		1882.5 (26365)	18.68	18.65	18.46	
		1855 (26090)	18.71	18.76	18.49	
25RB-Middle (12)		1910 (26640)	18.75	18.76	18.53	
		1882.5 (26365)	18.78	18.75	18.56	
		1855 (26090)	18.85	18.90	18.63	
25RB-Low (0)		1910 (26640)	18.53	18.54	18.31	
		1882.5 (26365)	18.64	18.65	18.42	
		1855 (26090)	18.67	18.71	18.45	
50RB (0)		1910 (26640)	18.71	18.70	18.49	
		1882.5 (26365)	18.58	18.63	18.36	
		1855 (26090)	18.74	18.85	18.52	



15MHz	1RB-High (74)	1907.5 (26615)	18.53	19.23	18.31	
		1882.5 (26365)	18.53	19.22	18.31	
		1857.5 (26115)	18.66	19.53	18.44	
	1RB-Middle (37)	1907.5 (26615)	18.65	19.50	18.43	
		1882.5 (26365)	18.69	19.37	18.47	
		1857.5 (26115)	18.74	19.33	18.52	
	1RB-Low (0)	1907.5 (26615)	18.74	19.35	18.52	
		1882.5 (26365)	18.78	19.12	18.56	
		1857.5 (26115)	18.67	19.32	18.45	
	36RB-High (38)	1907.5 (26615)	18.56	18.59	18.34	
		1882.5 (26365)	18.69	18.66	18.47	
		1857.5 (26115)	18.74	18.79	18.52	
	36RB-Middle (19)	1907.5 (26615)	18.76	18.77	18.54	
		1882.5 (26365)	18.74	18.72	18.52	
		1857.5 (26115)	18.79	18.84	18.57	
	36RB-Low (0)	1907.5 (26615)	18.51	18.52	18.29	
		1882.5 (26365)	18.64	18.65	18.42	
		1857.5 (26115)	18.80	18.83	18.58	
	75RB (0)	1907.5 (26615)	18.60	18.59	18.38	
		1882.5 (26365)	18.57	18.62	18.35	
		1857.5 (26115)	18.76	18.86	18.54	
	20MHz	1RB-High (99)	1905 (26590)	18.81	19.51	18.59
			1882.5 (26365)	18.83	19.52	18.61
			1860 (26140)	18.98	19.85	18.76
		1RB-Middle (50)	1905 (26590)	18.95	19.79	18.73
			1882.5 (26365)	18.95	19.63	18.73
			1860 (26140)	19.03	19.62	18.81
1RB-Low (0)		1905 (26590)	19.04	19.65	18.82	
		1882.5 (26365)	19.11	19.44	18.89	
		1860 (26140)	19.18	19.63	18.76	
50RB-High (50)		1905 (26590)	18.94	18.98	18.72	
		1882.5 (26365)	19.02	18.99	18.80	
		1860 (26140)	19.01	19.07	18.79	
50RB-Middle (25)		1905 (26590)	19.04	19.05	18.82	
		1882.5 (26365)	19.03	19.00	18.81	
		1860 (26140)	19.15	19.21	18.93	
50RB-Low (0)		1905 (26590)	18.82	18.83	18.60	
		1882.5 (26365)	18.93	18.93	18.71	
		1860 (26140)	19.06	19.10	18.84	
100RB (0)		1905 (26590)	18.95	18.94	18.73	
		1882.5 (26365)	18.89	18.94	18.67	
		1860 (26140)	19.05	19.16	18.83	

## LTEband26 B2/C2

Bandwidth (MHz)	RB allocation	Frequency (MHz)	Actual output power (dBm)			
	RB offset		QPSK	16QAM	64QAM	
1.4MHz	1RB-High (5)	848.3 (27033)	23.48	22.58	21.77	
		831.5 (26865)	23.51	22.84	21.80	
		814.7 (26697)	23.57	22.77	21.86	
	1RB-Middle (3)	848.3 (27033)	23.61	22.75	21.90	
		831.5 (26865)	23.50	22.83	21.79	
		814.7 (26697)	23.31	22.75	21.60	
	1RB-Low (0)	848.3 (27033)	23.57	22.59	21.86	
		831.5 (26865)	23.41	22.73	21.70	
		814.7 (26697)	23.10	22.28	21.39	
	3RB-High (3)	848.3 (27033)	22.51	21.55	20.80	
		831.5 (26865)	22.43	21.49	20.72	
		814.7 (26697)	22.38	21.39	20.67	
	3RB-Middle (1)	848.3 (27033)	22.62	21.64	20.91	
		831.5 (26865)	22.53	21.58	20.82	
		814.7 (26697)	22.38	21.35	20.67	
	3RB-Low (0)	848.3 (27033)	22.66	21.69	20.95	
		831.5 (26865)	22.47	21.51	20.76	
		814.7 (26697)	22.23	21.20	20.52	
	6RB (0)	848.3 (27033)	22.49	21.57	20.78	
		831.5 (26865)	22.48	21.54	20.77	
		814.7 (26697)	22.25	21.25	20.54	
	3MHz	1RB-High (14)	847.5 (27025)	23.41	22.51	21.70
			831.5 (26865)	23.57	22.89	21.86
			815.5 (26705)	23.51	22.70	21.80
		1RB-Middle (7)	847.5 (27025)	23.64	22.78	21.93
			831.5 (26865)	23.54	22.87	21.83
			815.5 (26705)	23.40	22.85	21.69
1RB-Low (0)		847.5 (27025)	23.51	22.53	21.80	
		831.5 (26865)	23.39	22.71	21.68	
		815.5 (26705)	23.11	22.29	21.40	
8RB-High (7)		847.5 (27025)	22.52	21.56	20.81	
		831.5 (26865)	22.51	21.58	20.80	
		815.5 (26705)	22.34	21.35	20.63	
8RB-Middle (4)		847.5 (27025)	22.65	21.67	20.94	
		831.5 (26865)	22.55	21.59	20.84	
		815.5 (26705)	22.44	21.41	20.73	
8RB-Low (0)		847.5 (27025)	22.67	21.70	20.96	
		831.5 (26865)	22.42	21.46	20.71	
		815.5 (26705)	22.25	21.21	20.54	
15RB (0)		847.5 (27025)	22.55	21.63	20.84	
		831.5 (26865)	22.50	21.56	20.79	
		815.5 (26705)	22.31	21.32	20.60	

5MHz	1RB-High (24)	846.5 (27015)	23.48	22.58	21.77	
		831.5 (26865)	23.58	22.90	21.87	
		816.5 (26715)	23.53	22.73	21.82	
	1RB-Middle (12)	846.5 (27015)	23.66	22.80	21.95	
		831.5 (26865)	23.54	22.87	21.83	
		816.5 (26715)	23.30	22.75	21.59	
	1RB-Low (0)	846.5 (27015)	23.53	22.55	21.82	
		831.5 (26865)	23.29	22.60	21.58	
		816.5 (26715)	23.12	22.30	21.41	
	12RB-High (13)	846.5 (27015)	22.51	21.55	20.80	
		831.5 (26865)	22.47	21.54	20.76	
		816.5 (26715)	22.31	21.32	20.60	
	12RB-Middle (6)	846.5 (27015)	22.63	21.66	20.92	
		831.5 (26865)	22.55	21.59	20.84	
		816.5 (26715)	22.38	21.35	20.67	
	12RB-Low (0)	846.5 (27015)	22.74	21.77	21.03	
		831.5 (26865)	22.42	21.46	20.71	
		816.5 (26715)	22.21	21.18	20.50	
	25RB (0)	846.5 (27015)	22.55	21.64	20.84	
		831.5 (26865)	22.44	21.50	20.73	
		816.5 (26715)	22.29	21.30	20.58	
	10MHz	1RB-High (49)	844 (26990)	23.43	22.53	21.72
			831.5 (26865)	23.50	22.83	21.79
			820 (26750)	23.53	22.72	21.82
1RB-Middle (24)		844 (26990)	23.59	22.74	21.88	
		831.5 (26865)	23.56	22.88	21.85	
		820 (26750)	23.31	22.75	21.60	
1RB-Low (0)		844 (26990)	23.52	22.54	21.81	
		831.5 (26865)	23.40	22.72	21.69	
		820 (26750)	23.11	22.29	21.40	
25RB-High (25)		844 (26990)	22.51	21.54	20.80	
		831.5 (26865)	22.48	21.55	20.77	
		820 (26750)	22.29	21.30	20.58	
25RB-Middle (12)		844 (26990)	22.60	21.62	20.89	
		831.5 (26865)	22.56	21.60	20.85	
		820 (26750)	22.42	21.39	20.71	
25RB-Low (0)		844 (26990)	22.68	21.70	20.97	
		831.5 (26865)	22.48	21.52	20.77	
		820 (26750)	22.23	21.20	20.52	
50RB (0)		844 (26990)	22.60	21.68	20.89	
		831.5 (26865)	22.44	21.51	20.73	
		820 (26750)	22.30	21.30	20.59	

15MHz	1RB-High (74)	841.5 (26965)	23.72	22.82	22.01
		831.5 (26865)	23.83	23.16	22.12
		822.5 (26775)	23.83	23.02	22.12
	1RB-Middle (37)	841.5 (26965)	23.91	23.05	22.20
		831.5 (26865)	23.86	23.19	22.15
		822.5 (26775)	23.63	23.07	21.92
	1RB-Low (0)	841.5 (26965)	23.87	22.89	22.16
		831.5 (26865)	23.65	22.96	21.94
		822.5 (26775)	23.43	22.61	21.72
	36RB-High (38)	841.5 (26965)	22.83	21.86	21.12
		831.5 (26865)	22.79	21.85	21.08
		822.5 (26775)	22.64	21.65	20.93
	36RB-Middle (19)	841.5 (26965)	22.95	21.97	21.24
		831.5 (26865)	22.85	21.89	21.14
		822.5 (26775)	22.69	21.66	20.98
	36RB-Low (0)	841.5 (26965)	22.98	22.01	21.27
		831.5 (26865)	22.74	21.78	21.03
		822.5 (26775)	22.53	21.49	20.82
	75RB (0)	841.5 (26965)	22.85	21.94	21.14
		831.5 (26865)	22.73	21.79	21.02
		822.5 (26775)	22.58	21.59	20.87

## LTE Band41(PC3) B2

Bandwidth (MHz)	RB allocation	Frequency (MHz)	Actual output power (dBm)		
	RB offset		QPSK	16QAM	64QAM
5MHz	1RB-High (24)	2687.5 (41565)	24.09	23.66	23.37
		2640.3(41093)	23.69	22.78	22.63
		2593 (40620)	23.56	23.12	22.50
		2545.8(40148)	23.78	23.30	22.95
		2498.5 (39675)	24.02	23.57	23.26
	1RB-Middle (12)	2687.5 (41565)	24.07	23.69	23.35
		2640.3(41093)	24.01	23.41	23.10
		2593 (40620)	23.82	23.29	22.76
		2545.8(40148)	24.07	23.29	23.01
		2498.5 (39675)	24.02	23.44	23.20
	1RB-Low (0)	2687.5 (41565)	23.88	23.07	22.82
		2640.3(41093)	23.82	23.22	22.76
		2593 (40620)	23.51	22.88	22.45
		2545.8(40148)	23.98	23.17	22.92
		2498.5 (39675)	23.01	23.36	23.14
	12RB-High (13)	2687.5 (41565)	23.45	22.43	22.39
		2640.3(41093)	23.06	22.04	22.00
		2593 (40620)	22.87	21.90	21.81
		2545.8(40148)	22.85	21.85	21.79
		2498.5 (39675)	23.35	22.34	22.29
	12RB-Middle (6)	2687.5 (41565)	23.43	22.38	22.37
		2640.3(41093)	23.17	22.18	22.11
		2593 (40620)	22.99	22.05	21.93
		2545.8(40148)	22.94	21.89	21.88
		2498.5 (39675)	23.35	22.33	22.29
	12RB-Low (0)	2687.5 (41565)	23.14	22.09	22.08
		2640.3(41093)	22.96	21.96	21.90
		2593 (40620)	22.72	21.81	21.66
		2545.8(40148)	22.96	21.96	21.90
		2498.5 (39675)	23.23	22.20	22.17
	25RB (0)	2687.5 (41565)	23.31	22.26	22.25
		2640.3(41093)	23.03	22.05	21.97
2593 (40620)		22.78	21.81	21.72	
2545.8(40148)		22.81	21.84	21.75	
2498.5 (39675)		23.30	22.28	22.24	

10MHz	1RB-High (49)	2685 (41540)	24.02	23.54	23.25
		2639(41080)	23.69	22.79	22.63
		2593 (40620)	23.46	23.02	22.40
		2547(40160)	24.05	23.35	22.99
		2501 (39700)	24.01	23.60	23.29
	1RB-Middle (24)	2685 (41540)	24.01	23.57	23.22
		2639(41080)	24.09	23.34	23.03
		2593 (40620)	23.81	23.28	22.75
		2547(40160)	24.14	23.36	23.08
		2501 (39700)	24.03	23.41	23.17
	1RB-Low (0)	2685 (41540)	23.92	23.10	22.86
		2639(41080)	23.68	23.07	22.62
		2593 (40620)	23.46	22.83	22.40
		2547(40160)	24.06	23.25	23.00
		2501 (39700)	24.05	23.45	23.22
	25RB-High (25)	2685 (41540)	23.49	22.46	22.43
		2639(41080)	23.00	21.99	21.94
		2593 (40620)	22.88	21.91	21.82
		2547(40160)	22.86	21.86	21.80
		2501 (39700)	23.31	22.29	22.25
	25RB-Middle (12)	2685 (41540)	23.45	22.40	22.39
		2639(41080)	23.19	22.20	22.13
		2593 (40620)	22.91	21.97	21.85
		2547(40160)	23.05	22.00	21.99
		2501 (39700)	23.31	22.29	22.25
	25RB-Low (0)	2685 (41540)	23.19	22.15	22.13
		2639(41080)	23.04	22.03	21.98
		2593 (40620)	22.64	21.72	21.58
		2547(40160)	22.99	21.98	21.93
		2501 (39700)	23.27	22.24	22.21
50RB (0)	2685 (41540)	23.33	22.28	22.27	
	2639(41080)	23.10	22.12	22.04	
	2593 (40620)	22.80	21.83	21.74	
	2547(40160)	22.74	21.76	21.68	
	2501 (39700)	23.27	22.25	22.21	

15MHz	1RB-High (74)	2682.5 (41515)	24.01	23.63	23.33
		2637.8(41068)	23.71	22.81	22.65
		2593 (40620)	23.50	23.06	22.44
		2548.3(40173)	24.04	23.33	22.98
		2503.5 (39725)	24.06	23.55	23.24
	1RB-Middle (37)	2682.5 (41515)	24.07	23.66	23.32
		2637.8(41068)	24.01	23.27	22.95
		2593 (40620)	23.79	23.26	22.73
		2548.3(40173)	24.06	23.38	23.10
		2503.5 (39725)	24.03	23.49	23.25
	1RB-Low (0)	2682.5 (41515)	24.00	23.19	22.94
		2637.8(41068)	23.74	23.14	22.68
		2593 (40620)	23.49	22.86	22.43
		2548.3(40173)	24.05	23.24	22.99
		2503.5 (39725)	24.07	23.44	23.21
	36RB-High (38)	2682.5 (41515)	24.01	22.46	22.43
		2637.8(41068)	23.00	21.98	21.94
		2593 (40620)	22.90	21.93	21.84
		2548.3(40173)	22.76	21.76	21.70
		2503.5 (39725)	23.32	22.31	22.26
	36RB-Middle (19)	2682.5 (41515)	23.38	22.33	22.32
		2637.8(41068)	23.11	22.12	22.05
		2593 (40620)	22.99	22.05	21.93
		2548.3(40173)	22.97	21.92	21.91
		2503.5 (39725)	23.33	22.31	22.27
	36RB-Low (0)	2682.5 (41515)	23.19	22.15	22.13
		2637.8(41068)	23.08	22.08	22.02
		2593 (40620)	22.74	21.83	21.68
		2548.3(40173)	22.93	21.92	21.87
		2503.5 (39725)	23.27	22.24	22.21
75RB (0)	2682.5 (41515)	23.27	22.22	22.21	
	2637.8(41068)	23.07	22.09	22.01	
	2593 (40620)	22.88	21.91	21.82	
	2548.3(40173)	22.80	21.83	21.74	
	2503.5 (39725)	23.23	22.21	22.17	

20MHz	1RB-High (99)	2680 (41490)	24.05	22.87	23.52
		2636.5(41055)	23.22	22.14	22.84
		2593 (40620)	23.18	22.33	22.64
		2549.5(40185)	23.75	22.72	23.16
		2506 (39750)	24.03	23.00	23.46
	1RB-Middle (50)	2680 (41490)	23.98	22.95	23.49
		2636.5(41055)	23.73	22.61	23.23
		2593 (40620)	23.46	22.64	22.94
		2549.5(40185)	23.79	22.77	23.21
		2506 (39750)	24.02	22.93	23.43
	1RB-Low (0)	2680 (41490)	23.52	22.53	23.11
		2636.5(41055)	23.46	22.37	22.88
		2593 (40620)	23.17	22.30	22.63
		2549.5(40185)	23.77	22.76	23.20
		2506 (39750)	24.00	22.95	23.41
	50RB-High (50)	2680 (41490)	23.08	21.98	22.61
		2636.5(41055)	22.57	21.59	22.18
		2593 (40620)	22.45	21.52	22.01
		2549.5(40185)	22.55	21.56	21.94
		2506 (39750)	22.99	22.05	22.43
	50RB-Middle (25)	2680 (41490)	22.89	21.86	22.52
		2636.5(41055)	22.72	21.74	22.32
		2593 (40620)	22.54	21.60	22.06
		2549.5(40185)	22.68	21.67	22.10
		2506 (39750)	23.07	22.09	22.51
	50RB-Low (0)	2680 (41490)	22.72	21.71	22.33
		2636.5(41055)	22.58	21.57	22.17
		2593 (40620)	22.32	21.41	21.82
2549.5(40185)		22.70	21.69	22.09	
2506 (39750)		22.91	21.97	22.39	
100RB (0)	2680 (41490)	22.81	21.81	22.42	
	2636.5(41055)	22.58	21.64	22.19	
	2593 (40620)	22.44	21.51	21.95	
	2549.5(40185)	22.56	21.58	21.96	
	2506 (39750)	22.98	22.03	22.43	



## LTE Band41(PC3) C2

Bandwidth (MHz)	RB allocation	Frequency (MHz)	Actual output power (dBm)		
	RB offset		QPSK	16QAM	64QAM
5MHz	1RB-High (24)	2687.5 (41565)	22.51	22.21	22.05
		2640.3(41093)	22.23	21.33	22.30
		2593 (40620)	22.16	21.75	22.23
		2545.8(40148)	22.53	21.78	22.60
		2498.5 (39675)	22.97	22.27	22.01
	1RB-Middle (12)	2687.5 (41565)	23.01	22.24	22.01
		2640.3(41093)	22.68	21.74	22.75
		2593 (40620)	22.34	21.95	22.41
		2545.8(40148)	22.74	21.89	22.81
		2498.5 (39675)	22.94	21.96	23.01
	1RB-Low (0)	2687.5 (41565)	22.66	21.77	22.73
		2640.3(41093)	22.47	21.55	22.54
		2593 (40620)	22.07	21.52	22.14
		2545.8(40148)	22.53	21.78	22.60
		2498.5 (39675)	22.81	22.01	22.88
	12RB-High (13)	2687.5 (41565)	22.03	22.06	22.10
		2640.3(41093)	22.14	22.13	21.71
		2593 (40620)	21.93	22.43	21.50
		2545.8(40148)	21.86	22.36	21.43
		2498.5 (39675)	22.36	22.15	21.93
	12RB-Middle (6)	2687.5 (41565)	22.50	22.80	22.07
		2640.3(41093)	22.23	22.73	21.80
		2593 (40620)	22.07	22.57	21.64
		2545.8(40148)	22.03	22.53	21.60
		2498.5 (39675)	22.39	22.59	21.96
	12RB-Low (0)	2687.5 (41565)	22.34	22.48	21.91
		2640.3(41093)	22.10	22.60	21.67
		2593 (40620)	21.70	22.20	21.27
		2545.8(40148)	22.06	22.56	21.63
		2498.5 (39675)	22.33	22.36	21.90
25RB (0)	2687.5 (41565)	22.34	22.48	21.91	
	2640.3(41093)	22.19	22.36	21.76	
	2593 (40620)	21.95	22.45	21.52	
	2545.8(40148)	21.93	22.43	21.50	
	2498.5 (39675)	22.36	22.60	21.93	

10MHz	1RB-High (49)	2685 (41540)	23.10	22.98	23.08
		2639(41080)	23.07	22.85	22.32
		2593 (40620)	23.04	23.23	22.21
		2547(40160)	23.01	23.03	22.69
		2501 (39700)	23.04	22.46	23.01
	1RB-Middle (24)	2685 (41540)	23.05	23.06	23.02
		2639(41080)	23.02	23.05	22.77
		2593 (40620)	23.05	23.05	22.42
		2547(40160)	23.04	23.06	22.73
		2501 (39700)	23.01	23.04	23.05
	1RB-Low (0)	2685 (41540)	23.01	23.02	22.81
		2639(41080)	23.05	22.95	22.62
		2593 (40620)	23.04	22.94	22.11
		2547(40160)	23.01	22.93	22.64
		2501 (39700)	23.06	22.92	22.89
	25RB-High (25)	2685 (41540)	23.05	22.43	22.06
		2639(41080)	23.01	22.14	21.72
		2593 (40620)	23.01	22.03	21.58
		2547(40160)	22.90	21.88	21.47
		2501 (39700)	23.06	22.40	21.97
	25RB-Middle (12)	2685 (41540)	23.09	22.37	22.03
		2639(41080)	23.02	22.24	21.81
		2593 (40620)	22.95	21.99	21.52
		2547(40160)	23.04	22.00	21.61
		2501 (39700)	23.03	22.36	21.95
	25RB-Low (0)	2685 (41540)	23.03	22.29	21.90
		2639(41080)	23.02	22.09	21.70
		2593 (40620)	22.76	21.83	21.33
		2547(40160)	23.07	22.03	21.64
		2501 (39700)	23.05	22.36	21.95
50RB (0)	2685 (41540)	23.04	22.30	21.91	
	2639(41080)	23.04	22.11	21.74	
	2593 (40620)	22.90	21.90	21.47	
	2547(40160)	22.91	21.86	21.48	
	2501 (39700)	23.02	22.39	21.98	

15MHz	1RB-High (74)	2682.5 (41515)	22.35	22.78	22.71
		2637.8(41068)	22.88	22.09	22.35
		2593 (40620)	22.74	22.33	22.21
		2548.3(40173)	23.23	22.48	22.70
		2503.5 (39725)	23.15	22.77	22.94
	1RB-Middle (37)	2682.5 (41515)	23.12	22.88	22.91
		2637.8(41068)	23.32	22.38	22.79
		2593 (40620)	22.97	22.58	22.44
		2548.3(40173)	23.31	22.46	22.78
		2503.5 (39725)	23.66	22.69	22.85
	1RB-Low (0)	2682.5 (41515)	23.30	22.41	22.77
		2637.8(41068)	23.12	22.20	22.59
		2593 (40620)	22.70	22.15	22.17
		2548.3(40173)	23.16	22.41	22.63
		2503.5 (39725)	23.01	22.59	22.87
	36RB-High (38)	2682.5 (41515)	22.20	21.94	21.95
		2637.8(41068)	22.31	22.20	21.78
		2593 (40620)	22.09	21.91	21.56
		2548.3(40173)	22.00	22.21	21.47
		2503.5 (39725)	22.54	21.94	21.91
	36RB-Middle (19)	2682.5 (41515)	22.59	21.90	21.92
		2637.8(41068)	22.28	22.12	21.75
		2593 (40620)	22.12	22.01	21.59
		2548.3(40173)	22.08	22.10	21.55
		2503.5 (39725)	22.55	22.20	21.92
	36RB-Low (0)	2682.5 (41515)	22.33	21.69	21.80
		2637.8(41068)	22.22	21.58	21.69
		2593 (40620)	21.89	21.36	21.36
2548.3(40173)		22.14	21.50	21.61	
2503.5 (39725)		22.43	21.80	21.90	
75RB (0)	2682.5 (41515)	22.39	21.75	21.86	
	2637.8(41068)	22.33	21.67	21.80	
	2593 (40620)	22.04	21.34	21.41	
	2548.3(40173)	22.00	21.34	21.47	
	2503.5 (39725)	22.47	21.85	21.94	

20MHz	1RB-High (99)	2680 (41490)	22.38	22.91	23.25
		2636.5(41055)	22.36	22.06	22.53
		2593 (40620)	22.26	22.42	22.40
		2549.5(40185)	22.27	22.57	22.89
		2506 (39750)	23.00	22.90	23.17
	1RB-Middle (50)	2680 (41490)	23.10	22.94	23.27
		2636.5(41055)	23.08	22.46	22.97
		2593 (40620)	23.03	22.64	22.60
		2549.5(40185)	23.09	22.54	22.96
		2506 (39750)	23.00	22.71	23.26
	1RB-Low (0)	2680 (41490)	22.78	22.50	22.96
		2636.5(41055)	22.59	22.27	22.76
		2593 (40620)	22.54	22.19	22.31
		2549.5(40185)	22.68	22.53	22.85
		2506 (39750)	22.91	22.71	23.08
	50RB-High (50)	2680 (41490)	23.01	22.67	22.30
		2636.5(41055)	22.97	22.32	21.90
		2593 (40620)	22.56	22.18	21.73
		2549.5(40185)	22.50	22.08	21.67
		2506 (39750)	22.99	22.59	22.16
	50RB-Middle (25)	2680 (41490)	23.07	22.58	22.24
		2636.5(41055)	22.85	22.45	22.02
		2593 (40620)	22.61	22.24	21.78
		2549.5(40185)	22.64	22.20	21.81
		2506 (39750)	23.06	22.64	22.23
50RB-Low (0)	2680 (41490)	22.89	22.45	22.06	
	2636.5(41055)	22.71	22.27	21.88	
	2593 (40620)	22.35	22.02	21.52	
	2549.5(40185)	22.63	22.20	21.80	
	2506 (39750)	22.93	22.51	22.10	
100RB (0)	2680 (41490)	22.96	22.52	22.13	
	2636.5(41055)	22.78	22.33	21.95	
	2593 (40620)	22.50	22.10	21.67	
	2549.5(40185)	22.51	22.05	21.68	
	2506 (39750)	22.97	22.55	22.14	

## LTE Band41(PC2) B2

Bandwidth (MHz)	RB allocation	Frequency (MHz)	Actual output power (dBm)		
	RB offset		QPSK	16QAM	64QAM
5MHz	1RB-High (24)	2687.5 (41565)	24.79	24.03	24.66
		2640.3(41093)	25.67	24.97	25.54
		2593 (40620)	25.82	25.33	25.69
		2545.8(40148)	26.42	25.64	26.29
		2498.5 (39675)	26.73	25.94	26.60
	1RB-Middle (12)	2687.5 (41565)	24.18	23.42	24.05
		2640.3(41093)	26.06	25.32	25.93
		2593 (40620)	26.20	25.67	26.07
		2545.8(40148)	26.56	25.68	26.43
		2498.5 (39675)	26.60	25.91	26.47
	1RB-Low (0)	2687.5 (41565)	24.22	23.49	24.09
		2640.3(41093)	26.19	25.26	26.06
		2593 (40620)	25.77	25.33	25.64
		2545.8(40148)	26.52	25.72	26.39
		2498.5 (39675)	26.70	25.95	26.57
	12RB-High (13)	2687.5 (41565)	23.58	22.56	23.45
		2640.3(41093)	25.13	24.17	25.00
		2593 (40620)	25.06	24.18	24.93
		2545.8(40148)	25.29	24.28	25.16
		2498.5 (39675)	25.79	24.78	25.66
	12RB-Middle (6)	2687.5 (41565)	23.29	22.29	23.16
		2640.3(41093)	25.34	24.38	25.21
		2593 (40620)	25.37	24.41	25.24
		2545.8(40148)	25.34	24.37	25.21
		2498.5 (39675)	25.81	24.82	25.68
	12RB-Low (0)	2687.5 (41565)	23.10	22.11	22.97
		2640.3(41093)	25.26	24.31	25.13
		2593 (40620)	25.10	24.14	24.97
		2545.8(40148)	25.43	24.42	25.30
		2498.5 (39675)	25.59	24.61	25.46
25RB (0)	2687.5 (41565)	23.39	22.37	23.26	
	2640.3(41093)	25.19	24.29	25.06	
	2593 (40620)	25.19	24.21	25.06	
	2545.8(40148)	25.34	24.34	25.21	
	2498.5 (39675)	25.72	24.73	25.59	

10MHz	1RB-High (49)	2685 (41540)	24.74	23.98	24.61
		2639(41080)	25.72	25.02	25.59
		2593 (40620)	25.85	25.37	25.72
		2547(40160)	26.39	25.62	26.26
		2501 (39700)	26.67	25.88	26.54
	1RB-Middle (24)	2685 (41540)	24.21	23.45	24.08
		2639(41080)	26.18	25.43	26.05
		2593 (40620)	26.12	25.58	25.99
		2547(40160)	26.58	25.70	26.45
		2501 (39700)	26.57	25.87	26.44
	1RB-Low (0)	2685 (41540)	24.24	23.51	24.11
		2639(41080)	26.22	25.30	26.09
		2593 (40620)	25.76	25.32	25.63
		2547(40160)	26.51	25.71	26.38
		2501 (39700)	26.69	25.94	26.56
	25RB-High (25)	2685 (41540)	23.47	22.44	23.34
		2639(41080)	25.05	24.08	24.92
		2593 (40620)	25.14	24.26	25.01
		2547(40160)	25.26	24.24	25.13
		2501 (39700)	25.79	24.78	25.66
	25RB-Middle (12)	2685 (41540)	23.36	22.36	23.23
		2639(41080)	25.32	24.36	25.19
		2593 (40620)	25.27	24.30	25.14
		2547(40160)	25.38	24.41	25.25
		2501 (39700)	25.83	24.84	25.70
	25RB-Low (0)	2685 (41540)	23.22	22.24	23.09
		2639(41080)	25.20	24.24	25.07
		2593 (40620)	25.04	24.09	24.91
		2547(40160)	25.39	24.38	25.26
		2501 (39700)	25.61	24.62	25.48
50RB (0)	2685 (41540)	23.42	22.40	23.29	
	2639(41080)	25.23	24.33	25.10	
	2593 (40620)	25.22	24.24	25.09	
	2547(40160)	25.36	24.37	25.23	
	2501 (39700)	25.78	24.78	25.65	

15MHz	1RB-High (74)	2682.5 (41515)	24.82	24.06	24.69
		2637.8(41068)	25.71	25.01	25.58
		2593 (40620)	25.81	25.33	25.68
		2548.3(40173)	26.51	25.73	26.38
		2503.5 (39725)	26.62	25.83	26.49
	1RB-Middle (37)	2682.5 (41515)	24.23	23.47	24.10
		2637.8(41068)	26.15	25.40	26.02
		2593 (40620)	26.16	25.62	26.03
		2548.3(40173)	26.57	25.69	26.44
		2503.5 (39725)	26.59	25.89	26.46
	1RB-Low (0)	2682.5 (41515)	24.13	23.40	24.00
		2637.8(41068)	26.17	25.24	26.04
		2593 (40620)	25.82	25.38	25.69
		2548.3(40173)	26.57	25.77	26.44
		2503.5 (39725)	26.77	26.02	26.64
	36RB-High (38)	2682.5 (41515)	23.60	22.57	23.47
		2637.8(41068)	25.06	24.09	24.93
		2593 (40620)	25.09	24.21	24.96
		2548.3(40173)	25.23	24.22	25.10
		2503.5 (39725)	25.80	24.79	25.67
	36RB-Middle (19)	2682.5 (41515)	23.36	22.36	23.23
		2637.8(41068)	25.37	24.40	25.24
		2593 (40620)	25.27	24.31	25.14
		2548.3(40173)	25.37	24.40	25.24
		2503.5 (39725)	25.79	24.80	25.66
36RB-Low (0)	2682.5 (41515)	23.18	22.20	23.05	
	2637.8(41068)	25.26	24.30	25.13	
	2593 (40620)	25.07	24.12	24.94	
	2548.3(40173)	25.35	24.34	25.22	
	2503.5 (39725)	25.66	24.67	25.53	
75RB (0)	2682.5 (41515)	23.32	22.30	23.19	
	2637.8(41068)	25.21	24.30	25.08	
	2593 (40620)	25.17	24.18	25.04	
	2548.3(40173)	25.32	24.32	25.19	
	2503.5 (39725)	25.70	24.70	25.57	

20MHz	1RB-High (99)	2680 (41490)	25.07	24.31	24.94
		2636.5(41055)	25.95	25.25	25.82
		2593 (40620)	26.14	25.65	26.01
		2549.5(40185)	26.76	25.98	26.63
		2506 (39750)	26.96	26.17	26.83
	1RB-Middle (50)	2680 (41490)	24.54	23.78	24.41
		2636.5(41055)	26.44	25.69	26.31
		2593 (40620)	26.47	25.93	26.34
		2549.5(40185)	26.88	26.00	26.75
		2506 (39750)	26.90	26.21	26.77
	1RB-Low (0)	2680 (41490)	24.48	23.76	24.35
		2636.5(41055)	26.51	25.58	26.38
		2593 (40620)	26.06	25.62	25.93
		2549.5(40185)	26.84	26.04	26.71
		2506 (39750)	26.99	26.24	26.86
	50RB-High (50)	2680 (41490)	23.81	22.78	23.68
		2636.5(41055)	25.38	24.41	25.25
		2593 (40620)	25.44	24.56	25.31
		2549.5(40185)	25.57	24.56	25.44
		2506 (39750)	26.07	25.06	25.94
	50RB-Middle (25)	2680 (41490)	23.60	22.60	23.47
		2636.5(41055)	25.64	24.68	25.51
		2593 (40620)	25.58	24.62	25.45
		2549.5(40185)	25.69	24.72	25.56
		2506 (39750)	26.09	25.10	25.96
	50RB-Low (0)	2680 (41490)	23.49	22.50	23.36
		2636.5(41055)	25.57	24.61	25.44
		2593 (40620)	25.36	24.40	25.23
		2549.5(40185)	25.73	24.72	25.60
		2506 (39750)	25.95	24.97	25.82
100RB (0)	2680 (41490)	23.66	22.64	23.53	
	2636.5(41055)	25.53	24.62	25.40	
	2593 (40620)	25.45	24.47	25.32	
	2549.5(40185)	25.59	24.59	25.46	
	2506 (39750)	26.02	25.02	25.89	



## LTE Band41(PC2) C2

Bandwidth (MHz)	RB allocation	Frequency (MHz)	Actual output power (dBm)		
	RB offset		QPSK	16QAM	64QAM
5MHz	1RB-High (24)	2687.5 (41565)	21.61	21.77	21.51
		2640.3(41093)	20.93	21.41	20.83
		2593 (40620)	20.98	21.20	20.88
		2545.8(40148)	21.20	21.40	21.10
		2498.5 (39675)	21.55	22.05	21.45
	1RB-Middle (12)	2687.5 (41565)	21.67	21.90	21.57
		2640.3(41093)	21.44	21.95	21.34
		2593 (40620)	21.32	21.57	21.22
		2545.8(40148)	21.37	21.56	21.27
		2498.5 (39675)	21.63	22.14	21.53
	1RB-Low (0)	2687.5 (41565)	21.37	21.54	21.27
		2640.3(41093)	21.22	21.69	21.12
		2593 (40620)	20.95	21.25	20.85
		2545.8(40148)	21.40	21.61	21.30
		2498.5 (39675)	21.67	22.17	21.57
	12RB-High (13)	2687.5 (41565)	21.75	21.75	21.65
		2640.3(41093)	21.37	21.43	21.27
		2593 (40620)	21.25	21.25	21.15
		2545.8(40148)	21.19	21.21	21.09
		2498.5 (39675)	21.62	21.70	21.52
	12RB-Middle (6)	2687.5 (41565)	21.69	21.68	21.59
		2640.3(41093)	21.53	21.58	21.43
		2593 (40620)	21.34	21.34	21.24
		2545.8(40148)	21.32	21.37	21.22
		2498.5 (39675)	21.69	21.75	21.59
	12RB-Low (0)	2687.5 (41565)	21.57	21.61	21.47
		2640.3(41093)	21.48	21.53	21.38
		2593 (40620)	21.06	21.12	20.96
		2545.8(40148)	21.26	21.31	21.16
		2498.5 (39675)	21.57	21.67	21.47
25RB (0)	2687.5 (41565)	21.69	21.65	21.59	
	2640.3(41093)	21.43	21.42	21.33	
	2593 (40620)	21.18	21.18	21.08	
	2545.8(40148)	21.21	21.23	21.11	
	2498.5 (39675)	21.61	21.64	21.51	

10MHz	1RB-High (49)	2685 (41540)	21.56	21.72	21.46
		2639(41080)	20.83	21.32	20.73
		2593 (40620)	20.90	21.13	20.80
		2547(40160)	21.33	21.54	21.23
		2501 (39700)	21.56	22.07	21.46
	1RB-Middle (24)	2685 (41540)	21.74	21.97	21.64
		2639(41080)	21.33	21.85	21.23
		2593 (40620)	21.34	21.58	21.24
		2547(40160)	21.37	21.56	21.27
		2501 (39700)	21.57	22.08	21.47
	1RB-Low (0)	2685 (41540)	21.37	21.54	21.27
		2639(41080)	21.18	21.64	21.08
		2593 (40620)	20.95	21.25	20.85
		2547(40160)	21.41	21.62	21.31
		2501 (39700)	21.60	22.10	21.50
	25RB-High (25)	2685 (41540)	21.76	21.75	21.66
		2639(41080)	21.32	21.38	21.22
		2593 (40620)	21.19	21.19	21.09
		2547(40160)	21.14	21.16	21.04
		2501 (39700)	21.49	21.56	21.39
	25RB-Middle (12)	2685 (41540)	21.76	21.75	21.66
		2639(41080)	21.51	21.56	21.41
		2593 (40620)	21.27	21.27	21.17
		2547(40160)	21.30	21.35	21.20
		2501 (39700)	21.69	21.75	21.59
	25RB-Low (0)	2685 (41540)	21.47	21.51	21.37
		2639(41080)	21.38	21.43	21.28
		2593 (40620)	21.09	21.16	20.99
		2547(40160)	21.34	21.38	21.24
		2501 (39700)	21.57	21.67	21.47
50RB (0)	2685 (41540)	21.64	21.60	21.54	
	2639(41080)	21.46	21.44	21.36	
	2593 (40620)	21.17	21.17	21.07	
	2547(40160)	21.18	21.20	21.08	
	2501 (39700)	21.59	21.61	21.49	

15MHz	1RB-High (74)	2682.5 (41515)	21.58	21.74	21.48
		2637.8(41068)	20.90	21.39	20.80
		2593 (40620)	20.90	21.12	20.80
		2548.3(40173)	21.30	21.51	21.20
		2503.5 (39725)	21.63	22.14	21.53
	1RB-Middle (37)	2682.5 (41515)	21.74	21.97	21.64
		2637.8(41068)	21.40	21.91	21.30
		2593 (40620)	21.32	21.57	21.22
		2548.3(40173)	21.44	21.63	21.34
		2503.5 (39725)	21.61	22.12	21.51
	1RB-Low (0)	2682.5 (41515)	21.31	21.48	21.21
		2637.8(41068)	21.16	21.63	21.06
		2593 (40620)	20.94	21.24	20.84
		2548.3(40173)	21.42	21.63	21.32
		2503.5 (39725)	21.64	22.14	21.54
	36RB-High (38)	2682.5 (41515)	21.78	21.77	21.68
		2637.8(41068)	21.30	21.36	21.20
		2593 (40620)	21.20	21.20	21.10
		2548.3(40173)	21.17	21.18	21.07
		2503.5 (39725)	21.60	21.68	21.50
	36RB-Middle (19)	2682.5 (41515)	21.67	21.66	21.57
		2637.8(41068)	21.55	21.60	21.45
		2593 (40620)	21.29	21.29	21.19
		2548.3(40173)	21.30	21.34	21.20
		2503.5 (39725)	21.68	21.74	21.58
36RB-Low (0)	2682.5 (41515)	21.49	21.54	21.39	
	2637.8(41068)	21.38	21.44	21.28	
	2593 (40620)	21.07	21.13	20.97	
	2548.3(40173)	21.29	21.33	21.19	
	2503.5 (39725)	21.61	21.71	21.51	
75RB (0)	2682.5 (41515)	21.66	21.62	21.56	
	2637.8(41068)	21.43	21.41	21.33	
	2593 (40620)	21.09	21.09	20.99	
	2548.3(40173)	21.25	21.28	21.15	
	2503.5 (39725)	21.64	21.67	21.54	

20MHz	1RB-High (99)	2680 (41490)	21.80	21.96	21.70
		2636.5(41055)	21.11	21.60	21.01
		2593 (40620)	21.15	21.38	21.05
		2549.5(40185)	21.49	21.69	21.39
		2506 (39750)	21.77	22.28	21.67
	1RB-Middle (50)	2680 (41490)	21.90	22.13	21.80
		2636.5(41055)	21.57	22.09	21.47
		2593 (40620)	21.49	21.74	21.39
		2549.5(40185)	21.56	21.75	21.46
		2506 (39750)	21.82	22.33	21.72
	1RB-Low (0)	2680 (41490)	21.54	21.71	21.44
		2636.5(41055)	21.42	21.88	21.32
		2593 (40620)	21.16	21.46	21.06
		2549.5(40185)	21.60	21.80	21.50
		2506 (39750)	21.84	22.35	21.74
	50RB-High (50)	2680 (41490)	21.98	21.97	21.88
		2636.5(41055)	21.53	21.59	21.43
		2593 (40620)	21.37	21.37	21.27
		2549.5(40185)	21.38	21.40	21.28
		2506 (39750)	21.78	21.86	21.68
	50RB-Middle (25)	2680 (41490)	21.91	21.90	21.81
		2636.5(41055)	21.71	21.76	21.61
		2593 (40620)	21.49	21.49	21.39
		2549.5(40185)	21.52	21.56	21.42
		2506 (39750)	21.89	21.95	21.79
	50RB-Low (0)	2680 (41490)	21.71	21.76	21.61
		2636.5(41055)	21.60	21.66	21.50
		2593 (40620)	21.26	21.33	21.16
		2549.5(40185)	21.52	21.57	21.42
		2506 (39750)	21.78	21.87	21.68
100RB (0)	2680 (41490)	21.84	21.80	21.74	
	2636.5(41055)	21.62	21.61	21.52	
	2593 (40620)	21.37	21.38	21.27	
	2549.5(40185)	21.42	21.44	21.32	
	2506 (39750)	21.80	21.83	21.70	

## LTE Band66 B2

Bandwidth (MHz)	RB allocation	Frequency (MHz)	Actual output power (dBm)		
	RB offset		QPSK	16QAM	64QAM
1.4MHz	1RB-High (5)	1779.3 (132665)	23.63	23.74	22.05
		1745 (132322)	23.61	23.92	22.03
		1710.7 (131979)	23.63	23.53	22.05
	1RB-Middle (3)	1779.3 (132665)	23.82	24.15	22.24
		1745 (132322)	23.74	23.91	22.16
		1710.7 (131979)	23.91	23.81	22.33
	1RB-Low (0)	1779.3 (132665)	23.75	24.04	22.17
		1745 (132322)	23.53	23.58	21.95
		1710.7 (131979)	23.74	23.62	22.16
	3RB-High (3)	1779.3 (132665)	23.27	22.29	21.69
		1745 (132322)	23.40	22.40	21.82
		1710.7 (131979)	23.44	22.44	21.86
	3RB-Middle (1)	1779.3 (132665)	23.37	22.38	21.79
		1745 (132322)	23.38	22.41	21.81
		1710.7 (131979)	23.45	22.46	21.87
	3RB-Low (0)	1779.3 (132665)	23.24	22.24	21.66
		1745 (132322)	23.21	22.24	21.63
		1710.7 (131979)	23.37	22.37	21.79
	6RB (0)	1779.3 (132665)	23.33	22.34	21.75
		1745 (132322)	23.32	22.30	21.74
		1710.7 (131979)	23.55	22.55	21.97
3MHz	1RB-High (14)	1778.5 (132657)	23.60	23.72	22.02
		1745 (132322)	23.55	23.85	21.97
		1711.5 (131987)	23.57	23.47	21.99
	1RB-Middle (7)	1778.5 (132657)	23.83	24.15	22.25
		1745 (132322)	23.73	23.91	22.15
		1711.5 (131987)	23.94	23.84	22.36
	1RB-Low (0)	1778.5 (132657)	23.75	24.05	22.17
		1745 (132322)	23.49	23.55	21.91
		1711.5 (131987)	23.76	23.63	22.18
	8RB-High (7)	1778.5 (132657)	23.28	22.29	21.70
		1745 (132322)	23.32	22.32	21.74
		1711.5 (131987)	23.42	22.41	21.84
	8RB-Middle (4)	1778.5 (132657)	23.39	22.39	21.81
		1745 (132322)	23.33	22.36	21.75
		1711.5 (131987)	23.50	22.51	21.92
	8RB-Low (0)	1778.5 (132657)	23.28	22.29	21.71
		1745 (132322)	23.28	22.31	21.70
		1711.5 (131987)	23.37	22.36	21.79
	15RB (0)	1778.5 (132657)	23.26	22.27	21.68
		1745 (132322)	23.19	22.18	21.61
		1711.5 (131987)	23.43	22.42	21.85

5MHz	1RB-High (24)	1777.5 (132647)	23.59	23.70	22.01	
		1745 (132322)	23.59	23.89	22.01	
		1712.5 (131997)	23.67	23.57	22.09	
	1RB-Middle (12)	1777.5 (132647)	23.78	24.11	22.20	
		1745 (132322)	23.81	23.98	22.23	
		1712.5 (131997)	23.92	23.82	22.34	
	1RB-Low (0)	1777.5 (132647)	23.81	24.10	22.23	
		1745 (132322)	23.53	23.59	21.95	
		1712.5 (131997)	23.76	23.64	22.18	
	12RB-High (13)	1777.5 (132647)	23.21	22.23	21.63	
		1745 (132322)	23.35	22.35	21.77	
		1712.5 (131997)	23.35	22.34	21.77	
	12RB-Middle (6)	1777.5 (132647)	23.42	22.43	21.84	
		1745 (132322)	23.38	22.41	21.80	
		1712.5 (131997)	23.56	22.58	21.98	
	12RB-Low (0)	1777.5 (132647)	23.22	22.23	21.64	
		1745 (132322)	23.20	22.23	21.62	
		1712.5 (131997)	23.37	22.37	21.79	
	25RB (0)	1777.5 (132647)	23.31	22.32	21.74	
		1745 (132322)	23.29	22.28	21.71	
		1712.5 (131997)	23.51	22.51	21.93	
	10MHz	1RB-High (49)	1775 (132622)	23.63	23.75	22.06
			1745 (132322)	23.52	23.83	21.94
			1715 (132022)	23.74	23.64	22.16
1RB-Middle (24)		1775 (132622)	23.74	24.06	22.16	
		1745 (132322)	23.76	23.93	22.18	
		1715 (132022)	23.95	23.84	22.37	
1RB-Low (0)		1775 (132622)	23.78	24.08	22.20	
		1745 (132322)	23.55	23.61	21.97	
		1715 (132022)	23.66	23.54	22.08	
25RB-High (25)		1775 (132622)	23.25	22.27	21.67	
		1745 (132322)	23.38	22.38	21.80	
		1715 (132022)	23.39	22.38	21.81	
25RB-Middle (12)		1775 (132622)	23.41	22.42	21.83	
		1745 (132322)	23.40	22.43	21.83	
		1715 (132022)	23.55	22.57	21.97	
25RB-Low (0)		1775 (132622)	23.25	22.26	21.67	
		1745 (132322)	23.23	22.26	21.65	
		1715 (132022)	23.31	22.31	21.73	
50RB (0)		1775 (132622)	23.37	22.38	21.79	
		1745 (132322)	23.26	22.25	21.68	
		1715 (132022)	23.51	22.51	21.93	

15MHz	1RB-High (74)	1772.5 (132597)	23.62	23.74	22.04
		1745 (132322)	23.51	23.81	21.93
		1717.5 (132047)	23.63	23.54	22.06
	1RB-Middle (37)	1772.5 (132597)	23.76	24.08	22.18
		1745 (132322)	23.78	23.96	22.20
		1717.5 (132047)	23.89	23.79	22.31
	1RB-Low (0)	1772.5 (132597)	23.76	24.06	22.18
		1745 (132322)	23.54	23.59	21.96
		1717.5 (132047)	23.70	23.58	22.12
	36RB-High (38)	1772.5 (132597)	23.34	22.36	21.76
		1745 (132322)	23.33	22.32	21.75
		1717.5 (132047)	23.42	22.41	21.84
	36RB-Middle (19)	1772.5 (132597)	23.36	22.37	21.78
		1745 (132322)	23.45	22.48	21.87
		1717.5 (132047)	23.50	22.51	21.92
	36RB-Low (0)	1772.5 (132597)	23.25	22.26	21.67
		1745 (132322)	23.27	22.30	21.69
		1717.5 (132047)	23.41	22.41	21.83
	75RB (0)	1772.5 (132597)	23.39	22.40	21.81
		1745 (132322)	23.21	22.19	21.63
		1717.5 (132047)	23.42	22.42	21.84
20MHz	1RB-High (99)	1770 (132572)	23.82	23.94	22.25
		1745 (132322)	23.75	24.06	22.17
		1720 (132072)	23.84	23.75	22.26
	1RB-Middle (50)	1770 (132572)	23.97	24.30	22.39
		1745 (132322)	23.96	24.14	22.38
		1720 (132072)	24.13	24.02	22.55
	1RB-Low (0)	1770 (132572)	23.97	24.27	22.39
		1745 (132322)	23.73	23.79	22.15
		1720 (132072)	23.70	23.79	22.33
	50RB-High (50)	1770 (132572)	22.98	22.49	21.90
		1745 (132322)	23.04	22.54	21.96
		1720 (132072)	23.12	22.61	22.04
	50RB-Middle (25)	1770 (132572)	23.09	22.59	22.01
		1745 (132322)	23.07	22.60	21.99
		1720 (132072)	23.22	22.71	22.12
	50RB-Low (0)	1770 (132572)	22.91	22.42	21.83
		1745 (132322)	22.96	22.49	21.88
		1720 (132072)	23.07	22.57	21.99
	100RB (0)	1770 (132572)	23.01	22.52	21.93
		1745 (132322)	22.97	22.46	21.89
		1720 (132072)	23.20	22.69	22.12

## LTE Band66 C2

Bandwidth (MHz)	RB allocation	Frequency (MHz)	Actual output power (dBm)			
	RB offset		QPSK	16QAM	64QAM	
1.4MHz	1RB-High (5)	1779.3 (132665)	19.24	19.89	19.06	
		1745 (132322)	19.15	19.47	18.97	
		1710.7 (131979)	19.22	19.67	19.03	
	1RB-Middle (3)	1779.3 (132665)	19.12	19.56	18.93	
		1745 (132322)	19.19	19.56	19.00	
		1710.7 (131979)	19.34	19.95	19.15	
	1RB-Low (0)	1779.3 (132665)	19.32	19.70	19.13	
		1745 (132322)	18.93	19.36	18.74	
		1710.7 (131979)	19.15	19.72	18.96	
	3RB-High (3)	1779.3 (132665)	19.25	19.31	19.06	
		1745 (132322)	19.28	19.26	19.09	
		1710.7 (131979)	19.35	19.42	19.17	
	3RB-Middle (1)	1779.3 (132665)	19.48	19.50	19.29	
		1745 (132322)	19.33	19.37	19.15	
		1710.7 (131979)	19.53	19.60	19.34	
	3RB-Low (0)	1779.3 (132665)	19.24	19.28	19.05	
		1745 (132322)	19.28	19.31	19.10	
		1710.7 (131979)	19.45	19.48	19.26	
	6RB (0)	1779.3 (132665)	19.35	19.34	19.16	
		1745 (132322)	19.32	19.32	19.13	
		1710.7 (131979)	19.46	19.54	19.28	
	3MHz	1RB-High (14)	1778.5 (132657)	19.18	19.82	18.99
			1745 (132322)	19.15	19.46	18.96
			1711.5 (131987)	19.16	19.61	18.98
		1RB-Middle (7)	1778.5 (132657)	19.22	19.66	19.04
			1745 (132322)	19.26	19.63	19.07
			1711.5 (131987)	19.36	19.97	19.17
1RB-Low (0)		1778.5 (132657)	19.31	19.69	19.12	
		1745 (132322)	18.98	19.41	18.79	
		1711.5 (131987)	19.17	19.73	18.98	
8RB-High (7)		1778.5 (132657)	19.29	19.35	19.10	
		1745 (132322)	19.41	19.39	19.22	
		1711.5 (131987)	19.42	19.49	19.24	
8RB-Middle (4)		1778.5 (132657)	19.38	19.40	19.19	
		1745 (132322)	19.37	19.41	19.18	
		1711.5 (131987)	19.52	19.59	19.33	
8RB-Low (0)		1778.5 (132657)	19.21	19.25	19.03	
		1745 (132322)	19.25	19.28	19.07	
		1711.5 (131987)	19.36	19.38	19.17	
15RB (0)		1778.5 (132657)	19.35	19.33	19.16	
		1745 (132322)	19.32	19.32	19.13	
		1711.5 (131987)	19.50	19.58	19.31	



5MHz	1RB-High (24)	1777.5 (132647)	19.19	19.83	19.00	
		1745 (132322)	19.13	19.45	18.94	
		1712.5 (131997)	19.26	19.70	19.07	
	1RB-Middle (12)	1777.5 (132647)	19.20	19.64	19.02	
		1745 (132322)	19.28	19.65	19.09	
		1712.5 (131997)	19.41	20.02	19.22	
	1RB-Low (0)	1777.5 (132647)	19.24	19.62	19.05	
		1745 (132322)	19.00	19.43	18.81	
		1712.5 (131997)	19.17	19.73	18.98	
	12RB-High (13)	1777.5 (132647)	19.31	19.38	19.12	
		1745 (132322)	19.37	19.35	19.18	
		1712.5 (131997)	19.40	19.47	19.21	
	12RB-Middle (6)	1777.5 (132647)	19.45	19.47	19.26	
		1745 (132322)	19.33	19.36	19.14	
		1712.5 (131997)	19.56	19.63	19.37	
	12RB-Low (0)	1777.5 (132647)	19.19	19.22	19.00	
		1745 (132322)	19.30	19.33	19.12	
		1712.5 (131997)	19.43	19.46	19.25	
	25RB (0)	1777.5 (132647)	19.38	19.36	19.19	
		1745 (132322)	19.22	19.23	19.03	
		1712.5 (131997)	19.48	19.56	19.29	
	10MHz	1RB-High (49)	1775 (132622)	19.19	19.84	19.01
			1745 (132322)	19.14	19.45	18.95
			1715 (132022)	19.22	19.67	19.03
1RB-Middle (24)		1775 (132622)	19.28	19.71	19.09	
		1745 (132322)	19.28	19.65	19.10	
		1715 (132022)	19.49	20.09	19.30	
1RB-Low (0)		1775 (132622)	19.34	19.72	19.15	
		1745 (132322)	19.02	19.46	18.83	
		1715 (132022)	19.10	19.67	18.91	
25RB-High (25)		1775 (132622)	19.34	19.40	19.15	
		1745 (132322)	19.33	19.31	19.15	
		1715 (132022)	19.41	19.48	19.23	
25RB-Middle (12)		1775 (132622)	19.42	19.44	19.23	
		1745 (132322)	19.34	19.37	19.15	
		1715 (132022)	19.50	19.58	19.32	
25RB-Low (0)		1775 (132622)	19.17	19.21	18.99	
		1745 (132322)	19.20	19.23	19.01	
		1715 (132022)	19.39	19.42	19.20	
50RB (0)		1775 (132622)	19.31	19.30	19.13	
		1745 (132322)	19.29	19.30	19.11	
		1715 (132022)	19.45	19.53	19.26	

15MHz	1RB-High (74)	1772.5 (132597)	19.18	19.83	19.00
		1745 (132322)	19.14	19.45	18.95
		1717.5 (132047)	19.19	19.63	19.00
	1RB-Middle (37)	1772.5 (132597)	19.22	19.66	19.04
		1745 (132322)	19.26	19.62	19.07
		1717.5 (132047)	19.40	19.33	19.21
	1RB-Low (0)	1772.5 (132597)	19.30	19.68	19.11
		1745 (132322)	18.95	19.38	18.76
		1717.5 (132047)	19.19	19.76	19.01
	36RB-High (38)	1772.5 (132597)	19.23	19.30	19.05
		1745 (132322)	19.31	19.29	19.12
		1717.5 (132047)	19.39	19.46	19.20
	36RB-Middle (19)	1772.5 (132597)	19.49	19.51	19.30
		1745 (132322)	19.30	19.33	19.11
		1717.5 (132047)	19.60	19.67	19.41
	36RB-Low (0)	1772.5 (132597)	19.26	19.30	19.07
		1745 (132322)	19.33	19.36	19.14
		1717.5 (132047)	19.46	19.49	19.27
	75RB (0)	1772.5 (132597)	19.39	19.38	19.20
		1745 (132322)	19.29	19.30	19.11
		1717.5 (132047)	19.51	19.59	19.32
20MHz	1RB-High (99)	1770 (132572)	19.40	20.04	19.21
		1745 (132322)	19.34	19.66	19.15
		1720 (132072)	19.40	19.85	19.22
	1RB-Middle (50)	1770 (132572)	19.38	19.82	19.19
		1745 (132322)	19.48	19.85	19.29
		1720 (132072)	19.62	20.22	19.43
	1RB-Low (0)	1770 (132572)	19.51	19.89	19.32
		1745 (132322)	19.19	19.62	19.00
		1720 (132072)	19.37	19.93	19.18
	50RB-High (50)	1770 (132572)	19.49	19.56	19.30
		1745 (132322)	19.56	19.54	19.37
		1720 (132072)	19.63	19.69	19.44
	50RB-Middle (25)	1770 (132572)	19.63	19.65	19.44
		1745 (132322)	19.54	19.57	19.35
		1720 (132072)	19.74	19.81	19.55
	50RB-Low (0)	1770 (132572)	19.44	19.48	19.25
		1745 (132322)	19.49	19.52	19.30
		1720 (132072)	19.61	19.63	19.42
	100RB (0)	1770 (132572)	19.55	19.54	19.37
		1745 (132322)	19.51	19.52	19.32
		1720 (132072)	19.68	19.76	19.49

## LTE Band71 B2/C2

Bandwidth (MHz)	RB allocation	Frequency (MHz)	Actual output power (dBm)		
	RB offset		QPSK	16QAM	64QAM
5MHz	1RB-High (24)	695.5 (133447)	22.92	22.41	23.03
		680.5 (133297)	22.94	22.85	23.07
		665.5 (133147)	23.08	22.43	23.22
	1RB-Middle (12)	695.5 (133447)	22.97	22.53	23.10
		680.5 (133297)	22.92	22.57	23.07
		665.5 (133147)	22.95	22.29	23.03
	1RB-Low (0)	695.5 (133447)	23.08	22.80	23.15
		680.5 (133297)	23.02	22.68	23.08
		665.5 (133147)	23.16	22.59	23.23
	12RB-High (13)	695.5 (133447)	22.05	21.05	22.13
		680.5 (133297)	22.03	21.01	22.17
		665.5 (133147)	22.14	21.09	22.15
	12RB-Middle (6)	695.5 (133447)	22.05	21.04	22.11
		680.5 (133297)	22.03	21.01	22.10
		665.5 (133147)	21.98	20.91	22.14
	12RB-Low (0)	695.5 (133447)	21.89	20.88	21.98
		680.5 (133297)	21.77	20.79	21.88
		665.5 (133147)	21.81	20.80	21.89
	25RB (0)	695.5 (133447)	22.00	21.01	22.01
		680.5 (133297)	21.96	20.95	22.02
		665.5 (133147)	21.97	20.96	22.07
10MHz	1RB-High (49)	693 (132422)	22.93	22.41	23.03
		680.5 (133297)	23.00	22.91	23.07
		668 (133172)	23.21	22.56	23.22
	1RB-Middle (24)	693 (132422)	23.01	22.56	23.10
		680.5 (133297)	22.97	22.62	23.07
		668 (133172)	22.94	22.28	23.03
	1RB-Low (0)	693 (132422)	22.99	22.71	23.15
		680.5 (133297)	23.00	22.66	23.08
		668 (133172)	23.11	22.54	23.23
	25RB-High (25)	693 (132422)	22.05	21.05	22.13
		680.5 (133297)	22.08	21.06	22.17
		668 (133172)	22.02	20.98	22.15
	25RB-Middle (12)	693 (132422)	22.02	21.02	22.11
		680.5 (133297)	22.00	20.99	22.10
		668 (133172)	22.07	20.99	22.14
	25RB-Low (0)	693 (132422)	21.82	20.81	21.98
		680.5 (133297)	21.84	20.86	21.88
		668 (133172)	21.81	20.80	21.89
50RB (0)	693 (132422)	21.95	20.95	22.01	
	680.5 (133297)	21.91	20.90	22.02	
	668 (133172)	22.01	21.00	22.07	

15MHz	1RB-High (74)	690.5 (133397)	22.94	22.43	23.03	
		680.5 (133297)	23.00	22.91	23.07	
		670.5 (133197)	23.15	22.49	23.22	
	1RB-Middle (37)	690.5 (133397)	23.04	22.60	23.10	
		680.5 (133297)	23.00	22.65	23.07	
		670.5 (133197)	22.91	22.24	23.03	
	1RB-Low (0)	690.5 (133397)	23.07	22.79	23.15	
		680.5 (133297)	22.95	22.61	23.08	
		670.5 (133197)	23.21	22.64	23.23	
	36RB-High (38)	690.5 (133397)	22.06	21.06	22.13	
		680.5 (133297)	22.10	21.08	22.17	
		670.5 (133197)	22.11	21.06	22.15	
	36RB-Middle (19)	690.5 (133397)	22.07	21.07	22.11	
		680.5 (133297)	21.95	20.93	22.10	
		670.5 (133197)	22.10	21.03	22.14	
	36RB-Low (0)	690.5 (133397)	21.90	20.88	21.98	
		680.5 (133297)	21.73	20.75	21.88	
		670.5 (133197)	21.82	20.81	21.89	
	75RB (0)	690.5 (133397)	21.93	20.94	22.01	
		680.5 (133297)	21.94	20.93	22.02	
		670.5 (133197)	21.97	20.96	22.07	
	20MHz	1RB-High (99)	688 (133372)	23.15	22.63	23.03
			683 (133322)	23.19	23.09	23.07
			673 (133222)	23.34	22.69	23.22
1RB-Middle (50)		688 (133372)	23.22	22.78	23.10	
		683 (133322)	23.19	22.85	23.07	
		673 (133222)	23.15	22.49	23.03	
1RB-Low (0)		688 (133372)	23.27	22.99	23.15	
		683 (133322)	23.20	22.86	23.08	
		673 (133222)	23.35	22.78	23.23	
50RB-High (50)		688 (133372)	22.25	21.25	22.13	
		683 (133322)	22.29	21.26	22.17	
		673 (133222)	22.27	21.22	22.15	
50RB-Middle (25)		688 (133372)	22.23	21.23	22.11	
		683 (133322)	22.22	21.20	22.10	
		673 (133222)	22.26	21.19	22.14	
50RB-Low (0)		688 (133372)	22.10	21.08	21.98	
		683 (133322)	22.00	21.02	21.88	
		673 (133222)	22.01	20.99	21.89	
100RB (0)		688 (133372)	22.13	21.14	22.01	
		683 (133322)	22.14	21.13	22.02	
		673 (133222)	22.19	21.18	22.07	

The conducted power measurement results of downlink LTE CA are as below:  
This device supports these below combinations:

**2DL CA:**

CA_12A-66A	CA_2A-66A	CA_4A-12A	CA_66B
CA_2A-12A	CA_2A-71A	CA_4A-4A	CA_66C
CA_2A-2A	CA_2C	CA_4A-5A	CA_2A-46A
CA_2A-48A	CA_48A-48A	CA_4A-71A	CA_46A-66A
CA_2A-4A	CA_48A-66A	CA_66A-66A	CA_4A-46A
CA_2A-5A	CA_48C	CA_66A-71A	CA_5A-66A
CA_4A-29A	CA_41C	CA_25A-26A	
CA_29A-66A	CA_41A-41A	CA_25A-41A	CA_38C
	CA_25A-46A		CA_7A-12A
	CA_41A-46A	CA_5A-46A	CA_7A-7A
CA_2A-29A	CA_41A-48A		CA_7C
CA_12A-66A	CA_25A-25A		CA_7A-46A

**3DL CA:**

CA_12A-66A-66A	CA_48A-48A-66A	CA_2A-46C	CA_4A-46A-46A
CA_12A-66C	CA_48A-48C	CA_2A-48A-48A	CA_4A-46C
CA_2A-12A-66A	CA_48C-66A	CA_2A-48A-66A	CA_66A-66A-71A
CA_2A-2A-66A	CA_4A-4A-12A	CA_2A-48C	CA_46A-48A-66A
CA_2A-2A-71A	CA_4A-4A-71A	CA_2A-4A-4A	CA_2A-46A-48A
CA_2A-4A-12A	CA_7A-46C	CA_2A-4A-5A	CA_46C-66A
CA_2A-66A-66A	CA_2A-2A-12A	CA_2A-4A-71A	CA_66A-66C
CA_2A-66C	CA_2A-46A-46A	CA_2A-66A-71A	CA_2A-2A-4A
CA_2C-66A	CA_2A-46A-66A	CA_48D	CA_66C-71A
CA_46A-46A-66A	CA_2A-5A-66A	CA_4A-4A-5A	
	CA_25A-25A-26A	CA_2A-5A-46A	CA_5B-46A
CA_5A-66A-66A	CA_41D	CA_2A-13A-46A	
CA_25A-41C	CA_41A-41C	CA_5A-46A-66A	
CA_25A-46C	CA_41A-46C	CA_5A-46C	CA_2A-4A-7A
CA_2A-7A-7A	CA_4A-4A-7A	CA_4A-7A-12A	CA_4A-7A-7A

**4DL CA:**

CA_2A-66C-71A	CA_2A-46A-46A-66A	CA_48E	CA_2A-46A-48C
CA_2A-66A-66A-71A	CA_2A-46A-46C	CA_4A-46A-46C	CA_2A-2A-4A-71A
CA_2A-2A-66A-71A	CA_2A-46C-66A	CA_4A-46D	CA_2A-12A-66C
CA_2A-12A-66A-66A	CA_2A-46D	CA_2C-66A-66A	CA_2A-2A-4A-12A
CA_2A-2A-12A-66A	CA_46A-46C-66A	CA_46C-48A-66A	CA_46A-48D
CA_2A-2A-66A-66A	CA_46D-66A	CA_2A-46C-48A	CA_2A-4A-4A-12A
CA_2A-2A-66C	CA_48D-66A	CA_46A-48C-66A	

**5DL CA:**

CA_2A-46A-46C-66A	CA_2A-46D-66A	CA_46E-66A
-------------------	---------------	------------

These below combinations are not measured to verify power due to those combinations are covered

3CA comb.	4CA comb.
CA_12A-66A-66A	CA_2A-46A-46A-66A
CA_12A-66C	CA_2A-46A-46C
CA_2A-12A-66A	CA_2A-46C-66A
CA_2A-2A-66A	CA_2A-46D
CA_2A-66A-66A	CA_46A-46C-66A
CA_2A-66C	CA_46D-66A
CA_2C-66A	CA_2C-66A-66A
CA_4A-4A-12A	
CA_4A-4A-71A	
CA_2A-2A-12A	
CA_2A-46A-46A	
CA_2A-46A-66A	
CA_2A-46C	
CA_2A-4A-4A	
CA_2A-4A-71A	
CA_2A-66A-71A	
CA_48D	
CA_2A-46A-48A	
CA_46C-66A	
CA_2A-2A-4A	
CA_66C-71A	
CA_46A-46A-66A	

B1

DL LTE CA Class	PCC								SCC			Power	
	PC C Band	PCC Band width (MHz)	PCC UL RB size	PCC UL RB offset	PCC DL RB size	PCC DL RB offset	PCC UL Channel	Frequency	SCC Band	SCC Band width (MHz)	SCC DL Channel	Rel 8 LTE Tx Power (dBm)	Rel 10 DL LTE CA Tx Power (dBm)
CA_12A-66A	12	10	1	49	1	0	23095	707.5	66	20	132322	23.52	23.75
CA_66A-12A	66	20	1	0	1	0	132572	1770	12	10	23095	23.37	23.32
CA_48A-48A	48	20	1	99	1	0	55340	3580	48	20	56690	24.25	23.78
CA_48A-66A	48	20	1	99	1	0	55990	3825	66	20	132322	24.25	23.15
A_66A-48A	66	20	1	0	1	0	132572	1770	48	20	55900	23.37	23.23
CA_48C	48	20	1	99	1	0	55990	3825	48	20	55990	24.25	24.10
CA_66A-66A	66	20	1	0	1	0	132572	1770	66	20	132322	23.37	23.31
CA_66A-71A	66	20	1	0	1	0	132572	1770	71	20	133322	23.37	23.20
CA_71A-66A	71	20	1	99	1	0	133222	873	66	20	132322	23.45	22.98
CA_66B	66	20	1	0	1	0	132572	1770	66	20	132322	23.37	23.31
CA_66C	66	20	1	0	1	0	132572	1770	66	20	132322	23.37	23.31
CA_66A-29A	66	20	1	0	1	0	132572	1770	29	10	9715	23.37	23.21
CA_41A-41A	41	20	1	50	1	0	39750	2506	41	20	2390	26.14	26.01
CA_25A-46A	25	20	1	0	1	0	26590	1905	46	20	50690	23.29	23.15
CA_41A-46A	41	20	1	50	1	0	39750	2506	46	20	50690	26.14	26.05
CA_41A-48A	41	20	1	50	1	0	39750	2506	48	20	55990	26.14	23.09
CA_48A-41A	48	20	1	99	1	0	55990	3825	41	20	40620	24.25	24.17
CA_25A-41A	25	20	1	0	1	0	26590	1905	41	20	40620	23.29	23.17
CA_41A-25A	41	20	1	50	1	0	39750	2506	25	20	8365	26.14	26.01
CA_7C	7	20	1	0	1	0	21100	2535	7	20	3199	23.60	23.45
CA_7A-46A	7	20	1	0	1	0	21100	2535	46	20	50690	23.60	23.57



DL LTE CA Class	PCC								SCC				SCC			Power			
	PCC Band	PCC Bandwidth (MHz)	PCC UL RB size	PCC UL RB offset	PCC DL RB size	PCC DL RB offset	PCC UL Channel	Frequency	SCC Band	SCC Bandwidth (MHz)	SCC DL Channel	SCC Band	SCC Bandwidth (MHz)	SCC DL Channel	SCC Band	SCC Bandwidth (MHz)	SCC DL Channel	Rel 8 LTE CA Tx Power(dBm)	Rel 10 DL LTE CA Tx Power(dBm)
CA_71A-2A-2A	71	20	1	99	0	1	133222	673	2	20	18700	2	20	19100			23.45	23.21	
CA_12A-2A-4A	12	20	1	49	0	1	23095	707.5	2	20	18900	4	20	20175			23.52	23048	
CA_48A-48A-66A	48	20	1	99	0	1	55990	3625	48	20	56640	66	20	132322			24.25	24.1	
CA_66A-48A-48A	66	20	1	50	0	1	132072	1720	48	20	53340	48	20	56640			23.43	23.3	
CA_48A-48C	48	20	1	99	0	1	55990	3625	48	20	53891	48	20	56089			24.25	24.11	
CA_48C-48A	48	20	1	99	0	1	55340	3560	48	20	55338	48	20	55990			23.79	23.5	
CA_48C-66A	48	20	1	99	0	1	55340	3560	48	20	55338	66	20	132422			23.79	23.66	
CA_12A-46C	12	20	1	49	0	1	23095	707.5	46	20	50692	46	20	50890			23.52	23.41	
CA_48A-48A-2A	48	20	1	99	0	1	55340	3560	48	20	56640	2	20	18900			23.79	23.62	
CA_48A-2A-66A	48	20	1	99	0	1	55990	3625	2	20	18900	66	20	132322			24.25	24.19	
CA_66A-48A-2A	66	20	1	50	0	1	132072	1720	48	20	55990	2	20	18900			23.43	23.37	
CA_48C-2A	48	20	1	99	0	1	55340	3560	48	20	55338	2	20	18900			23.72	23.61	
CA_66A-66A-71A	66	15	1	0	0	1	132047	1717.5	66	20	67261	71	20	133322			22.87	22.72	
CA_71A-66A-66A	71	20	1	99	0	1	133222	673	66	20	67261	66	20	132322			22.87	22.69	
CA_48A-48A-46A	48	20	1	99	0	1	50692	5540.2	48	20	53891	46	20	50692			23.45	22.25	
CA_66A-66C	66	20	1	50	0	1	132072	1720	66	20	131522	66	20	65986			22.87	22.59	
CA_66C-66A	66	20	1	50	0	1	132322	1745	66	20	66985	66	20	132072			23.25	22.11	
66A-66A-5A	66	20	1	50	0	1	132072	1720	66	20	67236	5	10	2525			23.43	23.14	
25A-41C	25	20	1	0	0	1	28590	1905	41	20	40521	41	20	40719			23.29	23.21	
41C-25A	41	20	1	50	0	1	39750	2506	41	20	39948	25	20	8365			26.14	26.04	
25A-46C	25	20	1	0	0	1	28590	1905	46	20	50692	46	20	50890			23.29	23.04	
7A-7A-2A	7	10	1	25	0	1	20800	2505	7	10	3375	2	20	900			23.21	22.95	
7A-6C	7	20	1	50	0	1	21100	2535	46	20	50692	46	20	50890			23.5	23.28	
66A-5A-2A	66	20	1	50	0	1	132072	1720	5	10	2525	2	20	900			23.43	23.35	
25A-25A-26A	25	20	1	99	0	1	26140	1860	25	20	8615	26	15	8865			23.08	23.01	
26A-25A-25A	26	20	1	0	0	1	28965	841.5	25	20	8140	25	20	8590			23.95	23.74	
41D	41	20	1	50	0	1	39750	2506	41	20	39948	41	20	40146			26.14	26.01	
41C-41A	41	20	1	50	0	1	39750	2506	41	20	39948	41	20	40620			26.14	26.05	
41A-41C	41	20	1	50	0	1	39750	2506	41	20	40521	41	20	40719			26.14	26.04	
41A-46C	41	20	1	50	0	1	39750	2506	46	20	50692	46	20	50890			26.14	26.04	
7A-4A-4A	7	20	1	0	0	1	21100	2535	4	20	2050	4	20	2300			23.6	23.48	
66A-46A-5A	66	20	1	50	0	1	132072	1720	46	20	50692	5	10	2525			23.43	23.32	
7A-4A-12A	7	20	1	0	0	1	21100	2535	4	20	2175	12	10	5095			23.6	23.45	
12A-4A-7A	12	10	1	49	0	1	23095	707.5	4	20	2175	7	20	3100			23.52	23.39	
14A-2A-2A	14	10	1	0	0	1	23330	793	2	20	700	2	20	1100			23.41	23.28	
7A-4A-2A	7	20	1	0	0	1	21100	2535	4	20	2175	2	20	900			23.6	23.44	
7A-7A-4A	7	10	1	25	0	1	20800	2505	7	10	3375	4	20	2175			23.1	22.95	

DL LTE CA Class	PCC								SCC				SCC			Power			
	PCC Band	PCC Bandwidth (MHz)	PCC UL RB size	PCC UL RB offset	PCC DL RB size	PCC DL RB offset	PCC UL Channel	Frequency	SCC Band	SCC Bandwidth (MHz)	SCC DL Channel	SCC Band	SCC Bandwidth (MHz)	SCC DL Channel	SCC Band	SCC Bandwidth (MHz)	SCC DL Channel	Rel 8 LTE CA Tx Power(dBm)	Rel 10 DL LTE CA Tx Power(dBm)
CA_71A-66C-2A	71	20	1	99	0	1	133222	673	66	20	131522	66	20	65986	2	20	18700	23.45	23.37
CA_71A-66A-66C	71	20	1	99	0	1	133222	673	66	20	131522	66	20	65986	2	20	18700	23.45	23.3
CA_71A-66A-66A-2A	71	20	1	99	0	1	133222	673	66	20	132047	66	20	132322	66	20	132322	23.45	23.27
CA_66A-66A-2A-71A	66	20	1	50	0	1	132072	1720	66	20	67261	2	20	55990	71	20	133322	23.25	23.16
CA_71A-2A-2A-66A	71	20	1	99	0	1	133222	673	2	20	18700	2	20	19100	66	20	132322	23.45	23.29
CA_66A-2A-2A-71A	66	20	1	50	0	1	132072	1720	2	20	18700	2	20	19100	71	20	133322	23.25	23.17
CA_12A-2A-66A-66A	12	20	1	49	0	1	23095	707.5	2	20	18900	66	20	67261	66	20	132422	23.52	23.33
CA_66A-66A-2A-12A	66	20	1	50	0	1	132072	1720	66	20	132322	2	20	18900	12	20	23095	23.43	23.29
CA_66C-2A-2A	66	15	1	0	0	1	132047	1717.5	66	20	67261	2	20	18900	2	20	18700	22.64	22.48
CA_66C-2A-2A	66	20	1	50	0	1	132322	1745	66	20	66985	2	20	18900	2	20	18700	23.43	23.31
CA_48D-66A	48	20	1	0	0	1	55340	3560	48	20	55338	48	20	55736	66	20	132422	23.7	23.61
CA_48A-46C-66A	48	20	1	99	0	1	55340	3560	46	20	50692	46	20	50890	66	20	132322	23.79	23.61
CA_48A-46C-2A	48	20	1	99	0	1	55340	3560	46	20	50692	46	20	50890	2	20	18700	23.79	23.65
CA_48A-46C-66A	48	20	1	99	0	1	55990	3625	46	20	50692	46	20	50890	66	20	132322	24.2	24.02
CA_48C-46A-2A	48	20	1	99	0	1	55340	3560	48	20	55338	46	20	50890	2	20	18700	23.79	23.45
CA_71A-2A-2A-4A	71	20	1	99	0	1	133222	673	2	20	18700	2	20	19100	4	20	20175	23.45	23.27
CA_66C-12A-2A	66	20	1	50	0	1	132322	1745	66	20	66985	12	20	23095	2	20	18700	23.25	23.11
CA_12A-2A-2A-4A	12	20	1	49	0	1	23095	707.5	2	20	18700	2	20	19100	4	20	20175	23.48	23.31
CA_48D-46A	48	20	1	50	0	1	55340	3560	48	20	55338	48	20	55736	46	20	20175	23.79	23.46
CA_48A-46D	48	20	1	99	0	1	55990	3625	48	20	46892	48	20	47090	46	20	47288	24.25	24.15

DL LTE CA Class	PCC								SCC				SCC			Power			
	PCC Band	PCC Bandwidth (MHz)	PCC UL RB size	PCC UL RB offset	PCC DL RB size	PCC DL RB offset	PCC UL Channel	Frequency	SCC Band	SCC Bandwidth (MHz)	SCC DL Channel	SCC Band	SCC Bandwidth (MHz)	SCC DL Channel	SCC Band	SCC Bandwidth (MHz)	SCC DL Channel	Rel 8 LTE CA Tx Power(dBm)	Rel 10 DL LTE CA Tx Power(dBm)
CA_66A-46A-46C-2A	66	20	1	50	0	1	132072	1720	46	20	50692	46	20	50692	46	20	18700	23.43	23.22
CA_66A-46D-2A	66	20	1	50	0	1	132072	1720	46	20	46892	46	20	47090	46	20	18700	23.43	23.24
CA_66A-46E	66	20	1	50	0	1	132322	1745	46	20	50490	46	20	50688	46	20	50889	23.25	23.19



A1

DL LTE CA Class	PCC								SCC			Power	
	PCC Band	PCC Band width (MHz)	PCC UL RB size	PCC UL RB offset	PCC DL RB size	PCC DL RB offset	PCC UL Channel	Frequency	SCC Band	SCC Band width (MHz)	SCC DL Channel	Rel 8 LTE Tx Power (dBm)	Rel 10 DL LTE CA Tx Power (dBm)
CA_12A-66A	12	10	1	0	25	0	23060	704	66	20	132322	20.49	20.01
CA_66A-12A	66	20	1	50	1	0	132322	1770	12	10	23095	15.47	13.65
CA_48A-48A	48	20	1	99	1	0	55340	3625	48	20	56640	14.81	14.57
CA_48A-66A	48	20	1	99	1	0	55990	3625	66	20	132322	14.81	14.00
A_66A-48A	66	20	1	50	1	0	132322	1770	48	20	55900	15.47	13.58
CA_48C	48	20	1	99	1	0	55340	3560	48	20	55538	14.81	14.56
CA_66A-66A	66	20	50	25	50	0	132072	1720	66	20	67236	15.48	15.02
CA_66A-71A	66	20	1	50	1	0	132322	1770	66	20	133322	15.47	15.27
CA_71A-66A	71	20	1	99	1	0	133322	683	66	20	132322	21.85	21.74
CA_66B	66	20	1	50	1	0	131997	1712.5	66	20	132045	15.47	15.20
CA_66C	66	20	1	50	1	0	132072	1720	66	20	132270	15.47	15.39
CA_66A-29A	66	20	1	50	1	0	132322	1770	29	10	9715	15.47	25.31
CA_41A-41A	41	20	1	99	1	0	39750	2508	41	20	2680	20.40	20.21
CA_25A-46A	25	20	50	25	50	0	26590	1905	46	20	50890	16.33	16.21
CA_41A-46A	41	20	1	99	1	0	39750	2508	46	20	50890	20.40	20.19
CA_41A-48A	41	20	1	99	1	0	39750	2508	48	20	55990	20.40	20.22
CA_48A-41A	48	20	1	99	1	0	55990	3625	41	20	40820	14.81	14.54
CA_25A-41A	25	20	50	25	50	0	26590	1905	41	20	40820	16.33	16.20
CA_41A-25A	41	20	1	99	1	0	39750	2508	25	20	8365	20.40	20.29
CA_7C	7	20	1	99	1	0	20850	2510	7	20	3199	17.48	17.31
CA_7A-46A	7	20	1	99	1	0	20850	2510	46	20	50890	17.48	17.36



No.I20Z60089-SEM01

DL LTE CA Class	PCC								SCC			SCC			Power	
	PCC Band	PCC Bandwidth (MHz)	PCC UL RB size	PCC UL RB offset	PCC DL RB size	PCC DL RB offset	PCC UL Channel	Frequency	SCC Band	SCC Bandwidth (MHz)	SCC DL Channel	SCC Band	SCC Bandwidth (MHz)	SCC DL Channel	Rel 8 LTE Tx Power(dBm)	Rel 10 LTE CA Tx Power(dBm)
CA_71A-2A-2A	71	20	1	99	0	1	133222	673	2	20	18700	2	20	19100	21.8	21.6
CA_12A-2A-4A	12	20	1	49	0	1	23095	707.5	2	20	18900	4	20	20175	20.32	20.12
CA_48A-48A-66A	48	20	1	99	0	1	55990	3625	48	20	56640	66	20	132322	14.81	14.59
CA_66A-48A-48A	66	20	1	50	0	1	132072	1720	48	20	55340	48	20	56640	15.17	15.01
CA_48A-48C	48	20	1	99	0	1	55990	3625	48	20	55891	48	20	56089	14.81	14.55
CA_48C-48A	48	20	1	99	0	1	55340	3560	48	20	55538	48	20	55990	14.8	14.65
CA_48C-66A	48	20	1	99	0	1	55340	3560	48	20	55538	66	20	132422	14.8	14.59
CA_12A-46C	12	20	1	49	0	1	23095	707.5	46	20	50692	46	20	50890	20.32	20.15
CA_48A-48A-2A	48	20	1	99	0	1	55340	3560	48	20	56640	2	20	18900	14.8	14.66
CA_48A-2A-66A	48	20	1	99	0	1	55990	3625	2	20	55990	66	20	132322	14.81	14.7
CA_66A-48A-2A	66	20	1	50	0	1	132072	1720	48	20	55990	2	20	18900	15.17	15.01
CA_48C-2A	48	20	1	99	0	1	55340	3560	48	20	55538	2	20	18900	14.8	14.63
CA_48A-2A-66A	66	15	1	0	0	1	132047	1717.5	66	20	67261	71	20	133322	15.23	15.12
CA_71A-66A-66A	71	20	1	99	0	1	133222	673	66	20	67261	66	20	132322	21.8	21.56
CA_48A-48A-46A	48	20	1	99	0	1	50692	5540.2	48	20	55891	46	20	50692	14.81	14.72
CA_66A-66C	66	20	1	50	0	1	132072	1720	66	20	131522	66	20	65986	15.17	15.06
CA_66C-66A	66	20	1	50	0	1	132322	1745	66	20	66985	66	20	132072	15.47	15.27
66A-66A-5A	66	20	1	50	0	1	132072	1720	66	20	67261	5	10	2525	15.17	15.06
25A-41C	25	20	1	0	0	1	26590	1905	41	20	40521	41	20	40719	16.33	16.2
41C-25A	41	20	1	50	0	1	39750	2506	41	20	39948	25	20	8365	26.14	26.07
25A-46C	25	20	1	0	0	1	26590	1905	46	20	50692	46	20	50890	15.17	15.08
7A-7A-2A	7	10	1	25	0	1	20800	2505	7	10	3375	2	20	900	16.8	16.65
7A-46C	7	20	1	50	0	1	21100	2535	46	20	50692	46	20	50890	17.48	17.32
66A-5A-2A	66	20	1	50	0	1	132072	1720	5	10	2525	2	20	900	15.17	15.04
25A-25A-26A	25	20	1	99	0	1	26140	1860	25	20	8615	26	15	8865	23.04	22.96
26A-25A-25A	26	20	1	0	0	1	26965	841.5	25	20	8140	25	20	8590	18.4	18.14
41D	41	20	1	50	0	1	39750	2506	41	20	39948	41	20	40146	20.4	20.14
41C-41A	41	20	1	50	0	1	39750	2506	41	20	39948	41	20	40620	20.4	20.22
41A-41C	41	20	1	50	0	1	39750	2506	41	20	40521	41	20	40719	20.4	20.36
41A-46C	41	20	1	50	0	1	39750	2506	46	20	50692	46	20	50890	20.4	20.25
7A-4A-4A	7	20	1	0	0	1	21100	2535	4	20	2050	4	20	2300	17.48	17.69
66A-46A-5A	66	20	1	50	0	1	132072	1720	46	20	50692	5	10	2525	15.17	15.07
7A-4A-12A	7	20	1	0	0	1	21100	2535	4	20	2175	12	10	5095	17.48	17.29
12A-4A-7A	12	10	1	49	0	1	23095	707.5	4	20	2175	7	20	3100	20.32	20.15
7A-4A-2A	7	20	1	0	0	1	21100	2535	4	20	2175	2	20	900	17.48	17.23
7A-7A-4A	7	10	1	25	0	1	20800	2505	7	10	3375	4	20	2175	15.17	15.05

DL LTE CA Class	PCC								SCC			SCC			Power				
	PCC Band	PCC Bandwidth (MHz)	PCC UL RB size	PCC UL RB offset	PCC DL RB size	PCC DL RB offset	PCC UL Channel	Frequency	SCC Band	SCC Bandwidth (MHz)	SCC DL Channel	SCC Band	SCC Bandwidth (MHz)	SCC DL Channel	Rel 8 LTE Tx Power(dBm)	Rel 10 LTE CA Tx Power(dBm)			
CA_71A-66C-2A	71	20	1	99	0	1	133222	673	66	20	131522	66	20	65986	2	20	18700	21.8	21.58
CA_71A-66A-66C	71	20	1	99	0	1	133222	673	66	20	131522	66	20	65986	2	20	18700	21.8	21.61
CA_71A-66A-66A-2A	71	20	1	99	0	1	133222	673	66	20	132047	66	20	132322	66	20	132322	21.8	23.66
CA_66A-66A-2A-71A	66	20	1	50	0	1	132072	1720	66	20	67261	2	20	55990	71	20	133322	15.47	15.39
CA_71A-2A-2A-66A	71	20	1	99	0	1	133222	673	2	20	18700	2	20	19100	66	20	132322	21.8	21.56
CA_66A-2A-2A-71A	66	20	1	50	0	1	132072	1720	2	20	18700	2	20	19100	71	20	133322	15.47	15.31
CA_12A-2A-66A-66A	12	20	1	49	0	1	23095	707.5	2	20	18900	66	20	67261	66	20	132422	20.32	20.21
CA_66A-66A-2A-12A	66	20	1	50	0	1	132072	1720	66	20	132322	2	20	18900	12	20	23095	15.17	15.05
CA_66C-2A-2A	66	15	1	0	0	1	132047	1717.5	66	20	67261	2	20	18900	2	20	18700	15.23	15.14
CA_66C-2A-2A	66	20	1	50	0	1	132322	1745	66	20	66985	2	20	18900	2	20	18700	15.47	15.28
CA_48D-66A	48	20	1	0	0	1	55340	3560	48	20	55538	48	20	55736	66	20	132422	14.65	14.37
CA_48A-46C-66A	48	20	1	99	0	1	55340	3560	46	20	50692	46	20	50890	66	20	132322	14.8	14.59
CA_48A-46C-2A	48	20	1	99	0	1	55340	3560	46	20	50692	46	20	50890	2	20	18700	14.8	14.56
CA_48A-46C-66A	48	20	1	99	0	1	55990	3625	46	20	50692	46	20	50890	66	20	132322	14.81	14.69
CA_48C-46A-2A	48	20	1	99	0	1	55340	3560	48	20	55538	46	20	50890	2	20	18700	14.65	14.26
CA_71A-2A-2A-4A	71	20	1	99	0	1	133222	673	2	20	18700	2	20	19100	4	20	20175	21.8	21.65
CA_66C-12A-2A	66	20	1	50	0	1	132322	1745	66	20	66985	12	20	23095	2	20	18700	15.47	15.31
CA_12A-2A-2A-4A	12	20	1	49	0	1	23095	707.5	2	20	18700	2	20	19100	4	20	20175	20.32	20.19
CA_48D-46A	48	20	1	50	0	1	55340	3560	48	20	55538	48	20	55736	46	20	20175	14.8	14.58
CA_48A-46D	48	20	1	99	0	1	55990	3625	48	20	46892	48	20	47090	46	20	47288	14.81	14.69

DL LTE CA Class	PCC								SCC			SCC			Power				
	PCC Band	PCC Bandwidth (MHz)	PCC UL RB size	PCC UL RB offset	PCC DL RB size	PCC DL RB offset	PCC UL Channel	Frequency	SCC Band	SCC Bandwidth (MHz)	SCC DL Channel	SCC Band	SCC Bandwidth (MHz)	SCC DL Channel	Rel 8 LTE Tx Power(dBm)	Rel 10 LTE CA Tx Power(dBm)			
CA_66A-46A-46C-2A	66	20	1	50	0	1	132072	1720	46	20	50692	46	20	50692	46	20	18700	15.17	15.02
CA_66A-46D-2A	66	20	1	50	0	1	132072	1720	46	20	46892	46	20	47090	46	20	47288	14.81	14.69
CA_66A-46E	66	20	1	50	0	1	132322	1745	46	20	50490	46	20	50688	46	20	51090	15.47	15.11

C1

DL LTE CA Class	PCC								SCC			Power	
	PCC Band	PCC Band width (MHz)	PCC UL RB size	PCC UL RB offset	$f_c$	PCC DL RB offset	PCC UL Channel	Frequ ency	SCC Band	SCC Band width (MHz)	SCC DL Channel	Rel 8 LTE Tx Power (dBm)	Rel 10 DL LTE CA Tx Power(dBm)
CA_12A-66A	12	10	1	0	25	0	23060	707.5	66	20	132322	20.02	19.80
CA_66A-12A	66	20	1	50	1	0	132072	1770	12	10	23095	19.33	18.76
CA_48A-48A	48	20	1	50	1	0	55990	3625	48	20	55990	22.7	21.78
CA_48A-66A	48	20	1	50	1	0	55990	3625	66	20	132322	22.7	20.86
A_66A-48A	66	20	1	50	1	0	132072	1770	48	20	55900	19.33	18.58
CA_48C	48	20	1	99	1	0	55340	3560	48	20	55990	23.79	23.55
CA_66A-66A	66	20	1	50	1	0	132072	1770	66	20	132322	19.33	18.79
CA_66A-71A	66	20	1	50	1	0	132072	1770	71	20	133322	19.33	19.20
CA_71A-66A	71	20	1	99	1	0	133222	673	66	20	132322	18.89	18.45
CA_66B	66	5	1	50	1	0	132647	1777.5	66	20	132322	19.01	18.79
CA_66C	66	20	1	50	1	0	132072	1720	66	20	132189	19.33	18.79
CA_66A-29A	66	20	1	50	1	0	132322	1770	29	10	9715	19.33	19.24
CA_41A-41A	41	20	1	50	1	0	39750	2506	41	20	2680	26.14	26.04
CA_25A-46A	25	20	1	25	1	0	26590	1905	46	20	50690	16.33	16.21
CA_41A-46A	41	20	1	50	1	0	39750	2506	41	20	2680	26.14	26.01
CA_41A-48A	41	20	1	50	1	0	39750	2506	48	20	55990	26.14	26.05
CA_48A-41A	48	20	1	99	1	0	55990	3625	41	20	40620	22.7	22.51
CA_25A-41A	25	20	1	25	1	0	26590	1905	41	20	40620	16.33	16.20
CA_41A-25A	41	20	1	50	1	0	39750	2506	25	20	8385	26.14	26.01
CA_7C	7	20	1	99	1	0	20850	2510	7	20	3199	17.48	17.28
CA_7A-46A	7	20	1	99	1	0	20850	2510	46	20	50690	17.48	17.21



DL LTE CA Class	PCC							SCC			SCC			Power		
	PCC Band	PCC Bandwidth (MHz)	PCC UL RB size	PCC UL RB offset	PCC DL RB size	PCC DL RB offset	PCC UL Channel	Frequency	SCC Band	SCC Bandwidth (MHz)	SCC DL Channel	SCC Band	SCC Bandwidth (MHz)	SCC DL Channel	Rel 8 DL TE Tx Power(dBm)	Rel 10 DL TE CA Tx Power(dBm)
CA_71A-2A-2A	71	20	1	99	0	1	133222	673	2	20	18700	2	20	19100	18.89	18.74
CA_12A-2A-4A	12	20	1	49	0	1	23095	707.5	2	20	18900	4	20	20175	19.81	19.74
CA_48A-48A-66A	48	20	1	99	0	1	55990	3625	48	20	56640	66	20	132322	22.44	22.26
CA_66A-48A-48A	66	20	1	50	0	1	132072	1720	48	20	55340	48	20	56640	19.33	19.17
CA_48A-48C	48	20	1	99	0	1	55990	3625	48	20	55891	48	20	56089	22.44	22.26
CA_48C-48A	48	20	1	99	0	1	55340	3560	48	20	55538	48	20	55990	22.39	22.31
CA_48C-66A	48	20	1	99	0	1	55340	3560	48	20	55538	66	20	132422	22.39	22.25
CA_12A-46C	12	20	1	49	0	1	23095	707.5	46	20	50692	46	20	50890	19.81	19.74
CA_48A-48A-2A	48	20	1	99	0	1	55340	3560	48	20	56640	2	20	18900	22.39	22.21
CA_48A-2A-66A	48	20	1	99	0	1	55990	3625	2	20	55990	66	20	132322	22.44	22.28
CA_66A-48A-2A	66	20	1	50	0	1	132072	1720	48	20	55990	2	20	18900	19.14	19.11
CA_48C-2A	48	20	1	99	0	1	55340	3560	48	20	55538	2	20	18900	22.39	22.21
CA_66A-66A-71A	66	15	1	0	0	1	132047	1717.5	66	20	67261	71	20	133322	19.02	19.01
CA_71A-66A-66A	71	20	1	99	0	1	133222	673	66	20	67261	66	20	132322	18.89	18.74
CA_48A-48A-46A	48	20	1	99	0	1	50692	5540.2	48	20	55891	46	20	50692	22.24	22.17
CA_66A-66C	66	20	1	50	0	1	132072	1720	66	20	131522	66	20	65986	19.33	19.16
CA_66C-66A	66	20	1	50	0	1	132322	1745	66	20	66985	66	20	132072	19.29	19.11
66A-66A-5A	66	20	1	50	0	1	132072	1720	66	20	132322	5	10	2525	19.33	19.17
25A-41C	25	20	1	0	0	1	26590	1905	41	20	40521	41	20	40719	16.33	16.24
41C-25A	41	20	1	50	0	1	39750	2506	41	20	39948	25	20	8365	23.71	23.58
25A-46C	25	20	1	0	0	1	26590	1905	46	20	50692	46	20	50890	19.71	19.59
7A-7A-2A	7	10	1	25	0	1	20800	2505	7	10	3375	2	20	900	20.24	20.17
7A-46C	7	20	1	50	0	1	21100	2535	46	20	50692	46	20	50890	20.1	20.05
66A-5A-2A	66	20	1	50	0	1	132072	1720	5	10	2525	2	20	900	19.33	19.13
25A-25A-26A	25	20	1	99	0	1	26140	1860	25	20	8615	26	15	8865	16.33	16.21
26A-25A-25A	26	20	1	0	0	1	26965	841.5	25	20	8140	25	20	8590	23.71	23.55
41D	41	20	1	50	0	1	39750	2506	41	20	39948	41	20	40146	19.71	19.61
41C-41A	41	20	1	50	0	1	39750	2506	41	20	39948	41	20	40620	19.71	19.57
41A-41C	41	20	1	50	0	1	39750	2506	41	20	40521	41	20	40719	19.71	19.55
41A-46C	41	20	1	50	0	1	39750	2506	46	20	50692	46	20	50890	19.71	19.6
7A-4A-4A	7	20	1	0	0	1	21100	2535	4	20	2050	4	20	2300	20.1	19.96
66A-46A-5A	66	20	1	50	0	1	132072	1720	46	20	50692	5	10	2525	19.33	19.21
7A-4A-12A	7	20	1	0	0	1	21100	2535	4	20	2175	12	10	5095	20.1	19.89
12A-4A-7A	12	10	1	49	0	1	23095	707.5	4	20	2175	7	20	3100	19.85	19.74
7A-4A-2A	7	20	1	0	0	1	21100	2535	4	20	2175	2	20	900	20.1	19.87
7A-7A-4A	7	10	1	25	0	1	20800	2505	7	10	3375	4	20	2175	20.23	20.11

DL LTE CA Class	PCC							SCC			SCC			Power					
	PCC Band	PCC Bandwidth (MHz)	PCC UL RB size	PCC UL RB offset	PCC DL RB size	PCC DL RB offset	PCC UL Channel	Frequency	SCC Band	SCC Bandwidth (MHz)	SCC DL Channel	SCC Band	SCC Bandwidth (MHz)	SCC DL Channel	Rel 8 DL TE Tx Power(dBm)	Rel 10 DL TE CA Tx Power(dBm)			
CA_71A-66C-2A	71	20	1	99	0	1	133222	673	66	20	131522	66	20	65986	18.89	18.71			
CA_71A-66A-66C	71	20	1	99	0	1	133222	673	66	20	131522	66	20	65986	18.89	18.59			
CA_71A-66A-66A-2A	71	20	1	99	0	1	133222	673	66	20	132047	66	20	132322	18.89	18.62			
CA_66A-66A-2A-71A	66	20	1	50	0	1	132072	1720	66	20	67261	2	20	55990	19.33	19.23			
CA_71A-2A-2A-66A	71	20	1	99	0	1	133222	673	2	20	18700	2	20	19100	18.89	18.74			
CA_66A-2A-2A-71A	66	20	1	50	0	1	132072	1720	2	20	18700	2	20	19100	19.33	19.24			
CA_12A-2A-66A-66A	12	20	1	49	0	1	23095	707.5	2	20	18900	66	20	67261	19.81	19.74			
CA_66A-66A-2A-12A	66	20	1	50	0	1	132072	1720	66	20	132322	2	20	18900	12	20	23095	19.33	19.25
CA_66A-66A-2A-2A	66	15	1	0	0	1	132047	1717.5	66	20	67261	2	20	18900	2	20	18700	19.04	19
CA_66C-2A-2A	66	20	1	50	0	1	132322	1745	66	20	66985	2	20	18900	2	20	18700	19.29	19.17
CA_48D-66A	48	20	1	0	0	1	55340	3560	48	20	55538	48	20	55736	66	20	132422	22.38	22.13
CA_48A-46C-66A	48	20	1	99	0	1	55340	3560	46	20	50692	46	20	50890	66	20	132322	22.39	22.25
CA_48A-46C-2A	48	20	1	99	0	1	55340	3560	46	20	50692	46	20	50890	2	20	18700	22.39	22.17
CA_48A-46C-66A	48	20	1	99	0	1	55990	3625	46	20	50692	46	20	50890	66	20	132322	22.44	22.23
CA_48C-46A-2A	48	20	1	99	0	1	55340	3560	48	20	55538	46	20	50890	2	20	18700	22.39	22.31
CA_71A-2A-2A-4A	71	20	1	99	0	1	133222	673	2	20	18700	2	20	19100	4	20	20175	18.89	18.47
CA_66C-12A-2A	66	20	1	50	0	1	132322	1745	66	20	66985	12	20	23095	2	20	18700	19.29	19.14
CA_12A-2A-2A-4A	12	20	1	49	0	1	23095	707.5	2	20	18700	2	20	19100	4	20	20175	19.81	19.73
CA_48D-46A	48	20	1	50	0	1	55340	3560	48	20	55538	48	20	55736	46	20	20175	22.55	22.38
CA_48A-46D	48	20	1	99	0	1	55990	3625	48	20	46892	48	20	47090	46	20	47288	22.44	22.31

DL LTE CA Class	PCC							SCC			SCC			Power								
	PCC Band	PCC Bandwidth (MHz)	PCC UL RB size	PCC UL RB offset	PCC DL RB size	PCC DL RB offset	PCC UL Channel	Frequency	SCC Band	SCC Bandwidth (MHz)	SCC DL Channel	SCC Band	SCC Bandwidth (MHz)	SCC DL Channel	Rel 8 DL TE Tx Power(dBm)	Rel 10 DL TE CA Tx Power(dBm)						
CA_66A-46A-46C-2A	66	20	1	50	0	1	132072	1720	46	20	50692	46	20	50692	46	20	18700	19.33	19.2			
CA_66A-46D-2A	66	20	1	50	0	1	132072	1720	46	20	46892	46	20	47090	46	20	47288	2	20	18700	19.33	19.19
CA_66A-46E	66	20	1	50	0	1	132322	1745	46	20	50490	46	20	50688	46	20	50890	46	20	51090	19.29	19.22

B2

DL LTE CA Class	PCC								SCC			Power	
	PCC Band	PCC Band width (MHz)	PCC UL RB size	PCC UL RB offset	$f_s$	PCC DL RB offset	PCC UL Channel	Frequ	SCC Band	SCC Band width (MHz)	SCC DL Channel	Rel 8 LTE Tx Power (dBm)	Rel 10 DL LTE CA Tx Power (dBm)
CA_12A-66A	12	10	1	0	25	0	23095	707.5	66	20	132322	23.48	22.72
CA_66A-12A	66	20	1	50	1	0	132072	1720	12	10	23095	24.13	23.86
CA_66A-66A	66	20	1	50	1	0	132072	1720	66	20	132322	24.13	23.65
CA_66A-71A	66	20	1	50	1	0	132072	1720	71	20	133322	24.13	23.84
CA_71A-66A	71	20	1	0	1	0	133222	673	66	20	132322	23.35	23.05
CA_66B	66	20	1	50	1	0	132072	1770	66	20	132270	24.13	23.65
CA_66C	66	20	1	50	1	0	132072	1770	66	20	132270	24.13	23.65
CA_66A-29A	66	20	1	50	1	0	132072	1720	29	10	9715	24.13	24.02
CA_41A-41A	41	20	1	0	1	0	39750	2506	41	20	2680	26.99	26.74
CA_25A-46A	25	20	1	0	1	0	26140	1860	46	20	50690	24.07	23.95
CA_41A-46A	41	20	1	0	1	0	39750	2506	46	20	50690	26.99	26.77
CA_25A-41A	25	20	1	0	1	0	26140	1860	41	20	40620	24.07	23.95
CA_41A-25A	41	20	1	0	1	0	39750	2506	25	20	8365	26.99	26.74
CA_7C	7	20	1	0	1	0	20850	2510	7	20	3199	23.35	23.29
CA_7A-46A	7	20	1	0	1	0	20850	2510	46	20	50690	23.35	23.25

DL LTE CA Class	PCC								SCC			SCC			Power	
	PCC Band	PCC Bandwidth (MHz)	PCC UL RB size	PCC UL RB offset	PCC DL RB size	PCC DL RB offset	PCC UL Channel	Frequency	SCC Band	SCC Bandwidth (MHz)	SCC DL Channel	SCC Band	SCC Bandwidth (MHz)	SCC DL Channel	Rel 8 LTE Tx Power (dBm)	Rel 10 DL LTE CA Tx Power (dBm)
CA_71A-2A-2A	71	20	1	99	0	1	133222	673	2	20	16700	2	20	19100	23.34	23.19
CA_12A-2A-4A	12	20	1	49	0	1	23095	707.5	2	20	18000	4	20	20175	23.41	23.26
CA_66A-48A-48A	66	20	1	50	0	1	132072	1720	48	20	55340	48	20	56640	24.13	23.64
CA_12A-46C	12	20	1	49	0	1	23095	707.5	46	20	50692	46	20	50690	23.41	23.19
CA_66A-48A-2A	66	20	1	50	0	1	132072	1720	48	20	55990	2	20	18000	24.13	24.01
CA_66A-66A-71A	66	15	1	0	0	1	132047	1717.5	66	20	67261	71	20	133322	24.13	24.06
CA_71A-66A-66A	71	20	1	99	0	1	133222	673	66	20	67261	66	20	133322	23.19	23.05
CA_66A-66C	66	20	1	50	0	1	132072	1720	66	20	131522	66	20	65986	24.13	24.01
CA_66C-66A	66	20	1	50	0	1	132322	1745	66	20	66985	66	20	132072	23.96	23.79
66A-66A-5A	66	20	1	50	0	1	132072	1720	66	20	132322	5	10	2525	23.43	23.31
25A-41C	25	20	1	0	0	1	26590	1905	41	20	40521	41	20	40719	23.29	23.18
41C-25A	41	20	1	50	0	1	39750	2506	41	20	39948	25	20	8365	26.14	26.04
25A-46C	25	20	1	0	0	1	26590	1905	46	20	50692	46	20	50690	23.29	23.17
7A-7A-2A	7	10	1	25	0	1	20800	2505	7	10	3375	2	20	900	23.6	23.45
7A-46C	7	20	1	50	0	1	21100	2535	46	20	50692	46	20	50690	23.35	23.25
66A-5A-2A	66	20	1	50	0	1	132072	1720	5	10	2525	2	20	900	23.43	23.36
25A-25A-26A	25	20	1	99	0	1	26140	1860	25	20	8615	26	15	8865	23.29	23.18
26A-25A-25A	26	20	1	0	0	1	26965	841.5	25	20	8140	25	20	8590	23.6	23.48
41D	41	20	1	50	0	1	39750	2506	41	20	39948	41	20	40146	26.14	26.01
41C-41A	41	20	1	50	0	1	39750	2506	41	20	39948	41	20	40620	26.14	26.06
41A-41C	41	20	1	50	0	1	39750	2506	41	20	40521	41	20	40719	26.14	26.09
41A-46C	41	20	1	50	0	1	39750	2506	46	20	50692	46	20	50690	26.14	26.07
7A-4A-4A	7	20	1	0	0	1	21100	2535	4	20	2050	4	20	2300	23.6	23.44
66A-46A-5A	66	20	1	50	0	1	132072	1720	46	20	50692	5	10	2525	23.43	23.25
7A-4A-12A	7	20	1	0	0	1	21100	2535	4	20	2175	12	10	5095	23.6	23.51
12A-4A-7A	12	10	1	49	0	1	23095	707.5	4	20	2175	7	20	3100	23.52	23.49
7A-4A-2A	7	20	1	0	0	1	21100	2535	4	20	2175	2	20	900	23.6	23.41
7A-7A-4A	7	10	1	25	0	1	20800	2505	7	10	3375	4	20	2175	22.09	21.95



DL LTE CA Class	PCC								SCC				SCC			SCC			Power	
	PCC Band	PCC Bandwidth (MHz)	PCC UL RB size	PCC UL RB offset	PCC DL RB size	PCC DL RB offset	PCC UL Channel	Frequency	SCC Band	SCC Bandwidth	SCC	SCC Band	SCC Bandwidth	SCC	SCC Band	SCC Bandwidth	SCC	Rel 8 LTE Tx Power(dBm)	Rel 10 DL LTE CA Tx Power(dBm)	
										(MHz)	DL Channel		(MHz)	DL Channel		(MHz)	DL Channel			
CA_71A-66C-2A	71	20	1	99	0	1	133222	673	66	20	131522	66	20	65986	2	20	18700	23.34	23.21	
CA_71A-66A-66C	71	20	1	99	0	1	133222	673	66	20	131522	66	20	65986	2	20	18700	23.34	23.21	
CA_71A-66A-66A-2A	71	20	1	99	0	1	133222	673	66	20	132047	66	20	132322	66	20	133222	23.34	23.14	
CA_66A-66A-2A-71A	66	20	1	50	0	1	132072	1720	66	20	67261	2	20	55990	71	20	133222	24.13	24.01	
CA_71A-2A-2A-66A	71	20	1	99	0	1	133222	673	2	20	18700	2	20	19100	66	20	132322	23.34	23.18	
CA_66A-2A-2A-71A	66	20	1	50	0	1	132072	1720	2	20	18700	2	20	19100	71	20	133222	24.13	24.08	
CA_12A-2A-66A-66A	12	20	1	49	0	1	23095	707.5	2	20	18900	66	20	67261	66	20	132422	23.35	23.25	
CA_66A-66A-2A-12A	66	20	1	50	0	1	132072	1720	66	20	132322	2	20	18900	12	20	23095	24.13	24.05	
CA_66A-66A-2A-2A	66	15	1	0	0	1	132047	1717.5	66	20	67261	2	20	18900	2	20	18700	23.7	23.54	
CA_66C-2A-2A	66	20	1	50	0	1	132322	1745	66	20	66985	2	20	18900	2	20	18700	23.96	23.85	
CA_71A-2A-2A-4A	71	20	1	99	0	1	133222	673	2	20	18700	2	20	19100	4	20	20175	23.34	23.18	
CA_66C-12A-2A	66	20	1	50	0	1	132322	1745	66	20	66985	12	20	23095	2	20	18700	23.96	23.74	
CA_12A-2A-2A-4A	12	20	1	49	0	1	23095	707.5	2	20	18700	2	20	19100	4	20	20175	23.39	23.17	

DL LTE CA Class	PCC								SCC				SCC			SCC			Power			
	PCC Band	PCC Bandwidth (MHz)	PCC UL RB size	PCC UL RB offset	PCC DL RB size	PCC DL RB offset	PCC UL Channel	Frequency	SCC Band	SCC Bandwidth	SCC	SCC Band	SCC Bandwidth	SCC	SCC Band	SCC Bandwidth	SCC	Rel 8 LTE Tx Power(dBm)	Rel 10 DL LTE CA Tx Power(dBm)			
										(MHz)	DL Channel		(MHz)	DL Channel		(MHz)	DL Channel					
CA_66A-46A-46C-2A	66	20	1	50	0	1	132072	1720	46	20	50692	46	20	50692	46	20	50692	2	20	18700	15.17	15.02
CA_66A-46D-2A	66	20	1	50	0	1	132072	1720	46	20	46892	46	20	47090	46	20	47288	2	20	18700	15.17	15.05
CA_66A-46E	66	20	1	50	0	1	132322	1745	46	20	50490	46	20	50688	46	20	50889	46	20	51090	15.47	15.11

C2

DL LTE CA Class	PCC								SCC				Power	
	PCC Band	PCC Bandwidth (MHz)	PCC UL RB size	PCC UL RB offset	PCC DL RB size	PCC DL RB offset	PCC UL Channel	Frequency	SCC Band	SCC Bandwidth (MHz)	SCC DL Channel	SCC Band	SCC Bandwidth (MHz)	Rel 8 LTE Tx Power (dBm)
CA_12A-66A	12	10	1	0	25	0	23060	707.5	66	20	132322	23.40	22.36	
CA_66A-12A	66	20	1	50	1	0	132572	1770	12	10	23095	19.62	21.24	
CA_66A-66A	66	10	1	0	1	0	132022	1715	66	20	67236	19.42	19.28	
CA_66A-71A	66	20	1	50	1	0	132572	1770	71	20	133322	19.62	19.58	
CA_71A-66A	71	20	1	0	1	0	133222	673	66	20	132322	23.35	23.20	
CA_66B	66	10	1	99	1	0	132002	1713	66	20	132095	19.42	19.30	
CA_66C	66	20	1	50		0	132072	1720	66	20	132270	19.62	19.50	
CA_66A-29A	66	20	1	50	1	0	132572	1770	29	10	9715	19.62	19.54	
CA_41A-41A	41	20	1	0	1	0	39750	2508	41	20	40620	26.99	26.74	
CA_25A-46A	25	20	1	0	1	0	26140	1880	46	20	50890	19.18	19.05	
CA_41A-46A	41	20	1	0	1	0	39750	2508	46	20	50890	26.99	26.70	
CA_25A-41A	25	20	1	0	1	0	26140	1880	41	20	40620	19.18	19.08	
CA_41A-25A	41	20	1	0	1	0	39750	2508	25	20	8385	26.99	26.77	
CA_7C	7	20	1	99	1	0	21100	2535	7	20	3199	19.75	19.56	
CA_7A-46A	7	20	1	99	1	0	21100	2535	46	20	50690	19.75	19.61	



DL LTE CA Class	PCC								SCC			SCC			Power	
	PCC Band	PCC Bandwidth (MHz)	PCC UL RB size	PCC UL RB offset	PCC DL RB size	PCC DL RB offset	PCC UL Channel	Frequency	SCC Band	SCC Bandwidth (MHz)	SCC DL Channel	SCC Band	SCC Bandwidth (MHz)	SCC DL Channel	Rel 8 LTE Tx Power(dBm)	Rel 10 DL LTE CA Tx Power(dBm)
CA_12A-2A-4A	12	20	1	49	0	1	23095	707.5	2	20	18900	4	20	20175	23.23	23.11
CA_66A-48A-48A	66	20	1	50	0	1	132072	1720	48	20	53340	48	20	56640	19.62	19.57
CA_12A-46C	12	20	1	49	0	1	23095	707.5	46	20	50692	46	20	50890	23.23	23.12
CA_66A-48A-2A	66	20	1	50	0	1	132072	1720	48	20	55990	2	20	18900	19.62	19.57
CA_66A-66A-71A	66	15	1	0	0	1	132047	1717.5	66	20	67261	71	20	133322	19.19	19.11
CA_66A-66C	66	20	1	50	0	1	132072	1720	66	20	131522	66	20	65986	19.62	19.54
CA_66C-66A	66	20	1	50	0	1	132322	1745	66	20	66985	66	20	132072	19.48	19.27
66A-66A-5A	66	20	1	50	0	1	132072	1720	66	20	132322	5	10	2525	19.62	19.57
25A-41C	25	20	1	0	0	1	26590	1905	41	20	40521	41	20	40719	19.04	18.95
41C-25A	41	20	1	50	0	1	39750	2506	41	20	39948	25	20	8365	21.84	21.71
25A-46C	25	20	1	0	0	1	26590	1905	46	20	50692	46	20	50890	19.09	18.85
7A-7A-2A	7	10	1	25	0	1	20800	2505	7	10	3375	2	20	900	19.73	19.62
7A-46C	7	20	1	50	0	1	21100	2535	46	20	50692	46	20	50890	19.63	19.58
66A-5A-2A	66	20	1	50	0	1	132072	1720	5	10	2525	2	20	900	19.62	19.58
25A-25A-26A	25	20	1	99	0	1	26140	1860	25	20	8615	26	15	8865	18.98	18.71
41D	41	20	1	50	0	1	39750	2506	41	20	39948	41	20	40146	21.84	21.69
41C-41A	41	20	1	50	0	1	39750	2506	41	20	39948	41	20	40620	21.84	21.71
41A-41C	41	20	1	50	0	1	39750	2506	41	20	40521	41	20	40719	21.84	21.68
41A-46C	41	20	1	50	0	1	39750	2506	46	20	50692	46	20	50890	21.84	21.77
7A-4A-4A	7	20	1	0	0	1	21100	2535	4	20	2050	4	20	2300	19.63	19.52
66A-46A-5A	66	20	1	50	0	1	132072	1720	46	20	50692	5	10	2525	19.62	19.49
7A-4A-12A	7	20	1	0	0	1	21100	2535	4	20	2175	12	10	5095	19.63	19.54
12A-4A-7A	12	10	1	49	0	1	23095	707.5	4	20	2175	7	20	3100	23.23	23.14
7A-4A-2A	7	20	1	0	0	1	21100	2535	4	20	2175	2	20	900	19.73	19.65
7A-7A-4A	7	10	1	25	0	1	20800	2505	7	10	3375	4	20	2175	19.63	19.54

DL LTE CA Class	PCC								SCC			SCC			Power	
	PCC Band	PCC Bandwidth (MHz)	PCC UL RB size	PCC UL RB offset	PCC DL RB size	PCC DL RB offset	PCC UL Channel	Frequency	SCC Band	SCC Bandwidth (MHz)	SCC DL Channel	SCC Band	SCC Bandwidth (MHz)	SCC DL Channel	Rel 8 LTE Tx Power(dBm)	Rel 10 DL LTE CA Tx Power(dBm)
CA_66A-66A-2A-71A	66	20	1	50	0	1	132072	1720	66	20	67261	2	20	55990	19.62	19.54
CA_66A-2A-2A-71A	66	20	1	50	0	1	132072	1720	2	20	18700	2	20	19100	19.62	19.54
CA_12A-2A-66A-66A	12	20	1	49	0	1	23095	707.5	2	20	18900	66	20	67261	23.23	23.15
CA_66A-66A-2A-12A	66	20	1	50	0	1	132072	1720	66	20	132322	2	20	18900	19.62	19.41
CA_66A-66A-2A-2A	66	15	1	0	0	1	132047	1717.5	66	20	67261	2	20	18900	19.19	19.05
CA_66C-2A-2A	66	20	1	50	0	1	132322	1745	66	20	66985	2	20	18900	19.48	19.25
CA_66C-12A-2A	66	20	1	50	0	1	132322	1745	66	20	66985	12	20	23095	19.48	19.3
CA_12A-2A-2A-4A	12	20	1	49	0	1	23095	707.5	2	20	18700	2	20	19100	23.23	23.15

DL LTE CA Class	PCC								SCC			SCC			Power	
	PCC Band	PCC Bandwidth (MHz)	PCC UL RB size	PCC UL RB offset	PCC DL RB size	PCC DL RB offset	PCC UL Channel	Frequency	SCC Band	SCC Bandwidth (MHz)	SCC DL Channel	SCC Band	SCC Bandwidth (MHz)	SCC DL Channel	Rel 8 LTE Tx Power(dBm)	Rel 10 DL LTE CA Tx Power(dBm)
CA_66A-46A-46C-2A	66	20	1	50	0	1	132072	1720	46	20	50692	46	20	50692	19.62	19.55
CA_66A-46D-2A	66	20	1	50	0	1	132072	1720	46	20	46892	46	20	47090	19.62	19.51
CA_66A-46E	66	20	1	50	0	1	132322	1745	46	20	50490	46	20	50688	19.48	19.31

### 11.5 Wi-Fi and BT Measurement result

The maximum output power of BT antenna is 13.8dBm.

The maximum tune up of BT antenna is 14dBm.

The average conducted power for Wi-Fi 2.4G is as following:

For WLAN, when the phone is in talking mode and receiver worked, then power reduction will be implemented immediately at WIFI 2.4G. When the phone hotspot worked, then power reduction will be implemented immediately at WIFI 5G

A3

802.11b	Channel\data	1Mbps	2Mbps	5.5Mbps	11Mbps				
WLAN2450	11(2462MHz)	17.60	17.86	17.84	17.75				
	6(2437(MHz)	/	17.61	/	/				
	1(2412MHz)	/	17.35	/	/				
	<b>tuneup</b>	<b>19.00</b>	<b>19.00</b>	<b>19.00</b>	<b>19.00</b>				
802.11g	Channel\data	6Mbps	9Mbps	12Mbps	18Mbps	24Mbps	36Mbps	48Mbps	54Mbps
WLAN2450	11(2462MHz)	17.16	/	/	/	/	/	/	/
	6(2437(MHz)	17.55	/	/	/	/	/	/	/
	1(2412MHz)	17.85	/	/	/	/	/	/	/
	<b>tuneup</b>	<b>19.00</b>	<b>19.00</b>	<b>19.00</b>	<b>19.00</b>	<b>18.00</b>	<b>18.00</b>	<b>17.00</b>	<b>17.00</b>
802.11n-20MHz	Channel\data	MCS0	MCS1	MCS2	MCS3	MCS4	MCS5	MCS6	MCS7
WLAN2450	11(2462MHz)	17.56	/	/	/	/	/	/	/
	6(2437(MHz)	17.09	/	/	/	/	/	/	/
	1(2412MHz)	17.52	/	/	/	/	/	/	/
	<b>tuneup</b>	<b>19.00</b>	<b>19.00</b>	<b>19.00</b>	<b>19.00</b>	<b>18.00</b>	<b>18.00</b>	<b>17.00</b>	<b>17.00</b>

B3

802.11b	Channel\data	1Mbps	2Mbps	5.5Mbps	11Mbps				
WLAN2450	11(2462MHz)	22.58	22.75	22.73	22.67				
	6(2437(MHz)	/	22.20	/	/				
	1(2412MHz)	/	22.07	/	/				
	<b>TUNEUP</b>	<b>24.00</b>	<b>24.00</b>	<b>24.00</b>	<b>24.00</b>				
802.11g	Channel\data	6Mbps	9Mbps	12Mbps	18Mbps	24Mbps	36Mbps	48Mbps	54Mbps
WLAN2450	11(2462MHz)	22.21	/	/	/	/	/	/	/
	6(2437(MHz)	21.65	/	/	/	/	/	/	/
	1(2412MHz)	22.11	/	/	/	/	/	/	/
	<b>TUNEUP</b>	<b>23.00</b>	<b>23.00</b>	<b>23.00</b>	<b>23.00</b>	<b>21.00</b>	<b>21.00</b>	<b>20.00</b>	<b>20.00</b>
802.11n-20MHz	Channel\data	MCS0	MCS1	MCS2	MCS3	MCS4	MCS5	MCS6	MCS7
WLAN2450	11(2462MHz)	22.31	/	/	/	/	/	/	/
	6(2437(MHz)	21.70	/	/	/	/	/	/	/
	1(2412MHz)	21.61	/	/	/	/	/	/	/
	<b>TUNEUP</b>	<b>22.70</b>	<b>22.70</b>	<b>22.70</b>	<b>22.70</b>	<b>21.00</b>	<b>21.00</b>	<b>20.00</b>	<b>20.00</b>



The average conducted power for Wi-Fi 5G is as following:

B3

802.11n(dBm)-40MHz								
Channel\data rate	MCS0	MCS1	MCS2	MCS3	MCS4	MCS5	MCS6	MCS7
38(5190 MHz)	18.95	18.75	18.68	18.68	18.09	18.05	17.49	16.44
46(5230 MHz)	18.25	/	/	/	/	/	/	/
54(5270 MHz)	18.09	/	/	/	/	/	/	/
62(5310 MHz)	18.43	/	/	/	/	/	/	/
102(5510 MHz)	18.28	/	/	/	/	/	/	/
110(5550 MHz)	18.01	/	/	/	/	/	/	/
118(5590 MHz)	18.08	/	/	/	/	/	/	/
126(5630 MHz)	18.04	/	/	/	/	/	/	/
134(5670 MHz)	18.34	/	/	/	/	/	/	/
142(5710 MHz)	18.43	/	/	/	/	/	/	/
151(5755 MHz)	18.16	/	/	/	/	/	/	/
159(5795 MHz)	18.73	/	/	/	/	/	/	/
tuneup	20.00	20.00	20.00	20.00	20.00	19.00	18.50	16.70

The average conducted power for Wi-Fi 5G is as following:

C3

Channel\data rate	MCS0	MCS1	MCS2	MCS3	MCS4	MCS5	MCS6	MCS7	MCS8	MCS9
42(5210 MHz)	17.53	/	/	/	/	/	/	/	/	/
58(5290 MHz)	/	/	/	/	/	/	/	/	/	/
106(5530 MHz)	/	/	/	/	/	/	/	/	/	/
122(5610 MHz)	/	/	/	/	/	/	/	/	/	/
138(5690 MHz)	/	/	/	/	/	/	/	/	/	/
155(5775 MHz)	17.63	17.48	17.22	15.97	15.69	15.48	14.51	13.44	13.29	12.07
TUNE UP	18	18	18	17.9	17.6	17.4	16.5	15.4	15.2	14

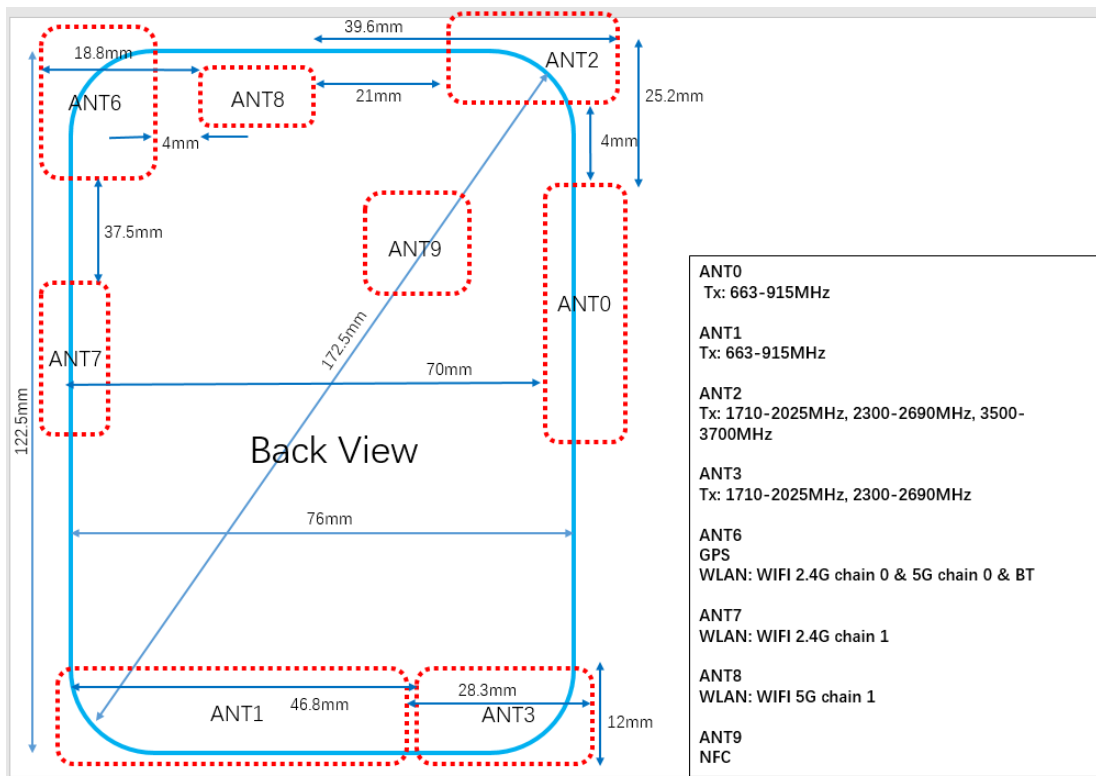
## 12 Simultaneous TX SAR Considerations

### 12.1 Introduction

The following procedures adopted from “FCC SAR Considerations for Cell Phones with Multiple Transmitters” are applicable to headsets with built-in unlicensed transmitters such as 802.11 a/b/g and Bluetooth devices which may simultaneously transmit with the licensed transmitter.

For this device, the BT and Wi-Fi can transmit simultaneous with other transmitters.

### 12.2 Transmit Antenna Separation Distances



Picture 12.1 Antenna Locations

### 12.3 SAR Measurement Positions

According to the KDB941225 D06 Hot Spot SAR, the edges with less than 2.5 cm distance to the antennas need to be tested for SAR.

SAR measurement positions						
Mode	Front	Rear	Left edge	Right edge	Top edge	Bottom edge
ANT0	Yes	Yes	Yes	No	No	No
ANT1	Yes	Yes	No	Yes	No	Yes
ANT2	Yes	Yes	Yes	No	Yes	No
ANT3	Yes	Yes	No	Yes	No	Yes
WLAN2.4G	Yes	Yes	No	Yes	No	No
WLAN5G	Yes	Yes	No	Yes	Yes	No

### 12.4 Standalone SAR Test Exclusion Considerations

Standalone 1-g head or body SAR evaluation by measurement or numerical simulation is not required when the corresponding SAR Exclusion Threshold condition, listed below, is satisfied. The 1-g SAR test exclusion threshold for 100 MHz to 6 GHz at test separation distances  $\leq 50$  mm are determined by:

$[(\text{max. power of channel, including tune-up tolerance, mW}) / (\text{min. test separation distance, mm})] \cdot [\sqrt{f(\text{GHz})}] \leq 3.0$  for 1-g SAR, where

- $f(\text{GHz})$  is the RF channel transmit frequency in GHz
- Power and distance are rounded to the nearest mW and mm before calculation
- The result is rounded to one decimal place for comparison

**Table 12.1: Standalone SAR test exclusion considerations**

Band/Mode	F(GHz)	Position	SAR test exclusion threshold(mW)	RF output power		SAR test exclusion
				dBm	mW	
Bluetooth	2.441	Head	9.60	14	25.1	No
		Body	19.20	14	25.1	No
2.4GHz WLAN	2.45	Head	9.58	19	79.4	No
		Body	19.17	24	251.2	No

### 13 Evaluation of Simultaneous

Table 13.1: The sum of reported SAR values for UAT

	Position	2G/3G	WLAN	Sum
<b>Highest reported SAR value for Head(2G/3G+WLAN)</b>	Left head, Touch cheek (CDMA BC10+WIFI 2.4G)	0.61	0.55	<b>1.16</b>
<b>Highest reported SAR value for Body(2G/3G+WLAN)</b>	Rear 10mm (GSM1900+WIFI2.4G)	0.58	0.47	<b>1.05</b>

	Position	2G/3G	WLAN 5G	BT	Sum
<b>Highest reported SAR value for Head (2G/3G+WLAN 5G+BT)</b>	Left head, Touch cheek (CDMA BC10)	0.61	0.42	0.12	<b>1.15</b>
<b>Highest reported SAR value for Body (2G/3G+WLAN 5G+BT)</b>	Rear 10mm (CDMA BC10)	0.58	0.38	0.02	<b>0.98</b>

	Position	4G	WLAN	Sum
<b>Highest reported SAR value for Head</b>	Right head, Touch cheek (LTEB48+WIFI2.4G)	0.78	0.23	<b>1.01</b>
<b>Highest reported SAR value for Body</b>	Rear 10mm (LTEB41PC2+WIFI2.4G)	0.55	0.47	<b>1.02</b>

	Position	4G	WLAN 5G	BT	Sum
<b>Highest reported SAR value for Head</b>	Right head, Touch cheek LTEB48	0.78	0.15	<b>0.48</b>	<b>1.41</b>
<b>Highest reported SAR value for Body</b>	Rear 10mm LTEB41PC2	0.55	0.38	<b>0.02</b>	<b>0.95</b>

ENDC

	Position	n71	LTEB2	Sum
<b>Highest reported SAR value for Head</b>	Left head, Touch cheek	0.44	0.39	<b>0.83</b>
<b>Highest reported SAR value for Body</b>	Rear 10mm	0.40	0.29	<b>0.69</b>

	Position	n71	LTEB66	Sum
<b>Highest reported SAR value for Head</b>	Right head, Touch cheek	0.46	0.66	<b>1.12</b>
<b>Highest reported SAR value for Body</b>	Rear 10mm	0.40	0.45	<b>0.85</b>

	Position	n41	LTEB25	Sum
Highest reported SAR value for Head	Right head, Tilt	0.57	0.62	1.19
Highest reported SAR value for Body	Top Edge 10mm	0.19	0.4	0.59

	Position	n41	LTEB26	Sum
Highest reported SAR value for Head	Left head, Check	0.57	0.24	0.37
Highest reported SAR value for Body	Rear 10mm	0.19	0.31	0.50

	Position	n41	LTEB66	Sum
Highest reported SAR value for Head	Right head, Tilt	0.57	0.49	1.06
Highest reported SAR value for Body	Top Edge 10mm	0.19	0.64	0.83

	Position	n41	LTEB2	Sum
Highest reported SAR value for Head	Right head, Tilt	0.57	0.31	0.88
Highest reported SAR value for Body	Top Edge 10mm	0.19	0.37	0.56

**ENDC+WIFI**

	Position	n71	LTEB2	WIFI 2.4G	Sum
Highest reported SAR value for Head	Left head, Touch cheek	0.44	0.39	0.55	1.38
Highest reported SAR value for Body	Rear 10mm	0.40	0.29	0.47	1.16

	Position	n71	LTEB66	WIFI 2.4G	Sum
Highest reported SAR value for Head	Right head, Touch cheek	0.46	0.66	0.23	1.35
Highest reported SAR value for Body	Rear 10mm	0.40	0.45	0.47	1.32

	Position	n41	LTEB25	WIFI 5G	Sum
Highest reported SAR value for Head	Right head, Tilt	0.19	0.62	0.19	1.38
Highest reported SAR value for Body	Rear 10mm	0.19	0.36	0.4	0.95

	Position	n41	LTEB26	WIFI 5G	Sum
Highest reported SAR value for Head	Left head, Check	0.13	0.24	0.42	<b>0.79</b>
Highest reported SAR value for Body	Rear 10mm	0.19	0.31	0.4	<b>0.90</b>

	Position	n41	LTEB66	WIFI 5G	Sum
Highest reported SAR value for Head	Right head, Tilt	0.57	0.49	0.19	<b>1.25</b>
Highest reported SAR value for Body	Top Edge 10mm	0.19	0.42	0.4	<b>1.01</b>

	Position	n41	LTEB2	WIFI 5G	Sum
Highest reported SAR value for Head	Right head, Tilt	0.57	0.31	0.19	<b>1.07</b>
Highest reported SAR value for Body	Front 10mm	0.17	0.29	0.4	<b>0.88</b>

	Position	n41	LTEB25	WIFI 2.4G	Sum
Highest reported SAR value for Head	Right head, Tilt	0.19	0.62	0.19	<b>1.38</b>
Highest reported SAR value for Body	Rear 10mm	0.19	0.36	0.4	<b>0.95</b>

	Position	n41	LTEB26	WIFI 2.4G	Sum
Highest reported SAR value for Head	Left head, Check	0.13	0.24	0.42	<b>0.79</b>
Highest reported SAR value for Body	Rear 10mm	0.19	0.31	0.4	<b>0.90</b>

	Position	n41	LTEB66	WIFI 2.4G	Sum
Highest reported SAR value for Head	Right head, Tilt	0.57	0.49	0.16	<b>1.22</b>
Highest reported SAR value for Body	Top Edge 10mm	0.19	0.64	0.29	<b>1.12</b>

	Position	n41	LTEB2	WIFI 2.4G	Sum
Highest reported SAR value for Head	Right head, Tilt	0.57	0.31	0.19	<b>1.05</b>

<b>Highest reported SAR value for Body</b>	Front 10mm	0.19	0.29	0.47	<b>0.95</b>
--------------------------------------------	------------	------	------	------	-------------

**Table 13.2: The sum of reported SAR values for LAT**

	<b>Position</b>	<b>2G/3G</b>	<b>WLAN</b>	<b>Sum</b>
<b>Highest reported SAR value for Head(2G/3G+WLAN)</b>	Left head, Touch cheek (CDMA BC10+WIFI 2.4G)	0.24	0.55	<b>0.69</b>
<b>Highest reported SAR value for Body(2G/3G+WLAN)</b>	Rear 10mm (GSM1900+WIFI2.4G)	0.48	0.47	<b>0.95</b>

	<b>Position</b>	<b>2G/3G</b>	<b>WLAN 5G</b>	<b>BT</b>	<b>Sum</b>
<b>Highest reported SAR value for Head (2G/3G+WLAN 5G+BT)</b>	Left head, Touch cheek (CDMA BC10)	0.24	0.42	0.12	<b>0.78</b>
<b>Highest reported SAR value for Body (2G/3G+WLAN 5G+BT)</b>	Rear 10mm (GSM1900)	0.48	0.38	0.02	<b>0.88</b>

	<b>Position</b>	<b>4G</b>	<b>WLAN</b>	<b>Sum</b>
<b>Highest reported SAR value for Head</b>	Right head, Touch cheek (LTEB25+WIFI2.4G)	0.23	0.23	<b>0.46</b>
<b>Highest reported SAR value for Body</b>	Rear 10mm (LTEB66+WIFI2.4G)	0.48	0.47	<b>0.95</b>
<b>Highest reported SAR value for Body</b>	Bottom 10mm LTEB66	0.99	/	<b>0.99</b>

	<b>Position</b>	<b>4G</b>	<b>WLAN 5G</b>	<b>BT</b>	<b>Sum</b>
<b>Highest reported SAR value for Head</b>	Right head, Touch cheek (LTEB25+WIFI2.4G)	0.23	0.18	<b>0.12</b>	<b>0.53</b>
<b>Highest reported SAR value for Body</b>	Rear 10mm (LTEB66+WIFI2.4G)	0.48	0.38	<b>0.02</b>	<b>0.88</b>
<b>Highest reported SAR value for Body</b>	Bottom 10mm LTEB66	0.99	/	/	<b>0.99</b>

## ENDC

	Position	n71	LTEB66	Sum
Highest reported SAR value for Head	Right head, Touch cheek	0.46	0.19	<b>0.65</b>
Highest reported SAR value for Body	Rear 10mm	0.40	0.21	<b>0.61</b>

	Position	n71	LTEB2	Sum
Highest reported SAR value for Head	Right head, Touch cheek	0.46	0.08	<b>0.54</b>
Highest reported SAR value for Body	Rear 10mm	0.40	0.27	<b>0.67</b>

	Position	n41	LTEB25	Sum
Highest reported SAR value for Head	Left head, Tilt	0.57	0.17	<b>0.74</b>
Highest reported SAR value for Body	Rear 10mm	/	0.74	<b>0.74</b>

	Position	n41	LTEB26	Sum
Highest reported SAR value for Head	Right head, Tilt	0.57	0.26	<b>0.65</b>
Highest reported SAR value for Body	Rear 10mm	0.19	0.2	<b>0.39</b>

	Position	n41	LTEB66	Sum
Highest reported SAR value for Head	Right head, Tilt	0.48	0.19	<b>0.67</b>
Highest reported SAR value for Body	Rear 10mm	/	0.99	<b>0.99</b>

	Position	n41	LTEB2	Sum
Highest reported SAR value for Head	Right head, Tilt	0.48	0.19	<b>0.67</b>
Highest reported SAR value for Body	Rear 10mm	/	0.99	<b>0.99</b>



**ENDC+WIFI**

	Position	n71	LTEB66	WLAN2.4G	Sum
Highest reported SAR value for Head	Right head, Touch cheek	0.46	0.19	<b>0.55</b>	<b>1.2</b>
Highest reported SAR value for Body	Rear 10mm	0.40	0.21	<b>0.47</b>	<b>1.08</b>

	Position	n71	LTEB2	WLAN2.4G	Sum
Highest reported SAR value for Head	Right head, Touch cheek	0.46	0.08	<b>0.23</b>	<b>0.77</b>
Highest reported SAR value for Body	Rear 10mm	0.40	0.27	<b>0.47</b>	<b>1.14</b>

**Table 2.3: The sum of reported SAR values for WIFI5G+BT**

	Position	BT	WiFi 5G	Sum
Highest reported SAR value for Head	Left head, Touch cheek	0.12	0.40	<b>0.52</b>
Highest reported SAR value for Body	Rear 10mm	0.02	0.40	<b>0.42</b>

	Position	n41	LTEB25	WIFI 5G	Sum
Highest reported SAR value for Head	Left head, Tilt	0.57	0.17	0.19	<b>0.93</b>
Highest reported SAR value for Body	Rear 10mm	0.19	0.46	0.4	<b>1.05</b>

	Position	n41	LTEB26	WIFI 5G	Sum
Highest reported SAR value for Head	Right head, Tilt	0.57	0.26	0.19	<b>0.84</b>
Highest reported SAR value for Body	Rear 10mm	0.19	0.2	0.4	<b>0.79</b>

	Position	n41	LTEB66	WIFI 5G	Sum
Highest reported SAR value for Head	Right head, Cheek	0.48	0.19	0.21	<b>0.88</b>
Highest reported SAR value for Body	Rear 10mm	0.19	0.48	0.4	<b>1.07</b>

	Position	n41	LTEB2	WIFI 5G	Sum
Highest reported SAR value for Head	Right head, Tilt	0.57	0.06	0.19	<b>0.82</b>
Highest reported SAR value for Body	Rear 10mm	0.19	0.27	0.4	<b>0.86</b>

	Position	n41	LTEB25	WIFI 2.4G	Sum
Highest reported SAR value for Head	Left head, Check	0.48	0.23	0.23	<b>0.94</b>
Highest reported SAR value for Body	Rear 10mm	0.19	0.46	0.47	<b>1.12</b>

	Position	n41	LTEB26	WIFI 2.4G	Sum
Highest reported SAR value for Head	Right head, Tilt	0.48	0.11	0.19	<b>0.82</b>
Highest reported SAR value for Body	Rear 10mm	0.19	0.2	0.47	<b>0.86</b>

	Position	n41	LTEB66	WIFI 2.4G	Sum
Highest reported SAR value for Head	Right head, Cheek	0.48	0.19	0.23	<b>0.90</b>
Highest reported SAR value for Body	Rear 10mm	0.19	0.48	0.4	<b>1.14</b>

	Position	n41	LTEB2	WIFI 2.4G	Sum
Highest reported SAR value for Head	Right head, Tilt	0.57	0.06	0.16	<b>0.79</b>
Highest reported SAR value for Body	Rear 10mm	0.19	0.27	0.47	<b>0.86</b>

	Position	n41	LTEB25	WIFI 5G	Sum
Highest reported SAR value for Head	Left head, Tilt	0.57	0.17	0.19	<b>0.93</b>
Highest reported SAR value for Body	Rear 10mm	0.19	0.46	0.4	<b>1.05</b>

	Position	n41	LTEB26	WIFI 5G	Sum
Highest reported SAR value for Head	Right head, Tilt	0.57	0.26	0.19	<b>0.84</b>
Highest reported SAR value for Body	Rear 10mm	0.19	0.2	0.4	<b>0.79</b>

	Position	n41	LTEB66	WIFI 5G	Sum
Highest reported SAR value for Head	Right head, Cheek	0.48	0.19	0.21	<b>0.88</b>
Highest reported SAR value for Body	Rear 10mm	0.19	0.48	0.4	<b>1.07</b>

	Position	n41	LTEB2	WIFI 5G	Sum
Highest reported SAR value for Head	Right head, Tilt	0.57	0.06	0.19	<b>0.82</b>
Highest reported SAR value for Body	Rear 10mm	0.19	0.27	0.4	<b>0.86</b>

	Position	n41	LTEB25	WIFI 2.4G	Sum
Highest reported SAR value for Head	Left head, Check	0.48	0.23	0.23	<b>0.94</b>
Highest reported SAR value for Body	Rear 10mm	0.19	0.46	0.47	<b>1.12</b>

	Position	n41	LTEB26	WIFI 2.4G	Sum
Highest reported SAR value for Head	Right head, Tilt	0.48	0.11	0.19	<b>0.82</b>
Highest reported SAR value for Body	Rear 10mm	0.19	0.2	0.47	<b>0.86</b>

	Position	n41	LTEB66	WIFI 2.4G	Sum
Highest reported SAR value for Head	Right head, Cheek	0.48	0.19	0.23	<b>0.90</b>
Highest reported SAR value for Body	Rear 10mm	0.19	0.48	0.4	<b>1.14</b>

	Position	n41	LTEB2	WIFI 2.4G	Sum
Highest reported SAR value for Head	Right head, Tilt	0.57	0.06	0.16	<b>0.79</b>
Highest reported SAR value for Body	Rear 10mm	0.19	0.27	0.47	<b>0.86</b>

**Table 13.3: The sum of reported SAR values for WIFI5G+BT**

	Position	BT	WiFi 5G	Sum
Highest reported SAR value for Head	Left head, Touch cheek	0.12	0.35	<b>0.47</b>
Highest reported SAR value for Body	Rear 10mm	0.02	0.39	<b>0.41</b>

When standalone SAR test exclusion applies to an antenna that transmits simultaneously with other antennas, the standalone SAR must be estimated according to following to determine simultaneous transmission SAR test exclusion:

(max. power of channel, including tune-up tolerance, mW)/(min. test separation distance, mm)·[ $\sqrt{f(\text{GHz})/x}$ ] W/kg for test separation distances  $\leq 50$  mm;

where  $x = 7.5$  for 1-g SAR.

When the minimum test separation distance is  $< 5$  mm, a distance of 5 mm is applied to determine SAR test exclusion

**Conclusion:**

According to the above tables, the sum of reported SAR values is  $< 1.6$ W/kg. So the simultaneous transmission SAR with volume scans is not required.

## 14 SAR Test Result

It is determined by user manual for the distance between the EUT and the phantom bottom. The distance is 10 mm and just applied to the condition of body worn accessory.

It is performed for all SAR measurements with area scan based 1-g SAR estimation (Fast SAR). A zoom scan measurement is added when the estimated 1-g SAR is the highest measured SAR in each exposure configuration, wireless mode and frequency band combination or more than 1.2W/kg.

The calculated SAR is obtained by the following formula:

$$\text{Reported SAR} = \text{Measured SAR} \times 10^{(P_{\text{Target}} - P_{\text{Measured}})/10}$$

Where  $P_{\text{Target}}$  is the power of manufacturing upper limit;

$P_{\text{Measured}}$  is the measured power in chapter 11.

**Table 14.1: Duty Cycle**

Mode	Duty Cycle
UAT VOIP for GSM850/1900	1:2.67
GPRS&EGPRS for GSM 1900	1:2.67
GPRS&EGPRS for 850 Hotspot	1:8.3
WCDMA&LTE FDD	1:1
LTE TDD	1:1.58

**Note**
**B2:** Battery of BLP745 Sunwoda Electronic India Private Limited

**14.1 SAR results for Fast SAR UAT**
**Table 14.1-1: SAR Values (GSM 850 MHz Band - Head)**

Test Position	Phantom position L/R/F	Frequency Band	Channel Number	Frequency (MHz)	Figure No./Note	EUT Measured Power (dBm)	Tune up (dBm)	Measured SAR 1g (W/kg)	Calculated SAR 1g (W/kg)	Measured SAR 10g (W/kg)	Calculated SAR 10g (W/kg)	Power Drift
Cheek	Left	GSM850	251.00	848.80	/	26.43	26.80	0.32	<b>0.35</b>	0.18	<b>0.20</b>	-0.11
Cheek	Left	GSM850	190.00	836.60	Fig.1	26.50	26.80	0.37	<b>0.40</b>	0.22	<b>0.23</b>	-0.09
Cheek	Left	GSM850	128.00	824.20	/	26.49	26.80	0.35	<b>0.38</b>	0.20	<b>0.22</b>	-0.01
Tilt	Left	GSM850	190.00	836.60	/	26.50	26.80	0.06	<b>0.06</b>	0.04	<b>0.04</b>	-0.09
Cheek	Right	GSM850	190.00	836.60	/	26.50	26.80	0.24	<b>0.26</b>	0.14	<b>0.15</b>	-0.03
Tilt	Right	GSM850	190.00	836.60	/	26.50	26.80	0.05	<b>0.05</b>	0.03	<b>0.04</b>	0.06
Cheek	Left	GSM850	190.00	836.60	B2	26.50	26.80	0.35	<b>0.38</b>	0.20	<b>0.21</b>	0.08

Note: the head SAR of GSM850 is tested with GPRS (3Txslots) mode because of VoIP.

**Table 14.1-2: SAR Values (GSM 850 MHz Band - Body)**

Frequency Band	Channel Number	Frequency (MHz)	Mode	Figure No./Note	EUT Measured Power (dBm)	Tune up (dBm)	Measured SAR 1g (W/kg)	Calculated SAR 1g (W/kg)	Measured SAR 10g (W/kg)	Calculated SAR 10g (W/kg)	Power Drift
GSM850	190	836.6	Front GPRS 3TX	/	29.84	30	0.28	<b>0.29</b>	0.195	<b>0.20</b>	-0.04
GSM850	190	836.6	Rear GPRS 3TX	/	29.84	30	0.487	<b>0.51</b>	0.322	<b>0.33</b>	0.08
GSM850	251	848.8	Left Edge GPRS 3TX	/	29.47	30	0.434	<b>0.49</b>	0.281	<b>0.32</b>	-0.02
GSM850	190	836.6	Left Edge GPRS 3TX	Fig.2	29.84	30	0.511	<b>0.53</b>	0.328	<b>0.34</b>	-0.11
GSM850	128	824.2	Left Edge GPRS 3TX	/	29.34	30	0.45	<b>0.52</b>	0.297	<b>0.35</b>	-0.10
GSM850	190	836.6	Left Edge EGPRS 3TX	/	29.77	30	0.49	<b>0.52</b>	0.312	<b>0.33</b>	0.07
GSM850	190	836.6	Left Edge GPRS 3TX	B2	29.84	30	0.495	<b>0.51</b>	0.319	<b>0.33</b>	0.02

Note: The distance between the EUT and the phantom bottom is 15mm.

**Table 14.1-3: SAR Values (GSM 850 MHz Band - Body)**

Frequency Band	Channel Number	Frequency (MHz)	Mode	Figure No./Note	EUT Measured Power (dBm)	Tune up (dBm)	Measured SAR 1g (W/kg)	Calculated SAR 1g (W/kg)	Measured SAR 10g (W/kg)	Calculated SAR 10g (W/kg)	Power Drift
GSM850	190	836.6	Front GPRS 1TX	/	33.08	33.3	0.218	<b>0.23</b>	0.138	<b>0.15</b>	-0.06
GSM850	190	836.6	Rear GPRS 1TX	/	33.08	33.3	0.398	<b>0.42</b>	0.239	<b>0.25</b>	-0.08
GSM850	251	848.8	Left Edge GPRS 1TX	/	33.19	33.3	0.402	<b>0.41</b>	0.233	<b>0.24</b>	0.11
GSM850	190	836.6	Left Edge GPRS 1TX	Fig.3	33.08	33.3	0.445	<b>0.47</b>	0.269	<b>0.28</b>	0.06
GSM850	128	824.2	Left Edge GPRS 1TX	/	33.04	33.3	0.413	<b>0.44</b>	0.24	<b>0.25</b>	-0.04
GSM850	190	836.6	Left Edge EGPRS 1TX	/	33.08	33.3	0.396	<b>0.42</b>	0.234	<b>0.25</b>	-0.03
GSM850	190	836.6	Left Edge GPRS 1TX	B2	33.08	33.3	0.42	<b>0.44</b>	0.254	<b>0.27</b>	0.07

Note: The distance between the EUT and the phantom bottom is 10mm.

**Table 14.1-4: SAR Values (GSM 1900 MHz Band - Head)**

Test Position	Phantom position L/R/F	Frequency Band	Channel Number	Frequency (MHz)	Figure No./Note	EUT Measured Power (dBm)	Tune up (dBm)	Measured SAR 1g (W/kg)	Calculated SAR 1g (W/kg)	Measured SAR 10g (W/kg)	Calculated SAR 10g (W/kg)	Power Drift
Cheek	Left	GSM1900	661	1880	/	21.37	21.8	0.193	<b>0.21</b>	0.11	<b>0.12</b>	0.11
Tilt	Left	GSM1900	661	1880	/	21.37	21.8	0.211	<b>0.23</b>	0.115	<b>0.13</b>	-0.01
Cheek	Right	GSM1900	661	1880	/	21.37	21.8	0.547	<b>0.60</b>	0.294	<b>0.32</b>	0.09
Tilt	Right	GSM1900	810	1909.8	Fig.4	21.60	21.8	0.721	<b>0.75</b>	0.33	<b>0.35</b>	-0.11
Tilt	Right	GSM1900	661	1880	/	21.37	21.8	0.629	<b>0.69</b>	0.301	<b>0.33</b>	-0.11
Tilt	Right	GSM1900	512	1850.2	/	21.28	21.8	0.652	<b>0.73</b>	0.313	<b>0.35</b>	-0.12
Tilt	Right	GSM1900	810	1909.8	B2	21.60	21.8	0.690	<b>0.72</b>	0.258	<b>0.27</b>	0.08

Note: the head SAR of GSM1900 is tested with GPRS (3Txslots) mode because of VoIP.

**Table 14.1-5: SAR Values (GSM 1900 MHz Band - Body)**

Frequency Band	Channel Number	Frequency (MHz)	Mode	Figure No./Note	EUT Measured Power (dBm)	Tune up (dBm)	Measured SAR 1g (W/kg)	Calculated SAR 1g (W/kg)	Measured SAR 10g (W/kg)	Calculated SAR 10g (W/kg)	Power Drift
GSM1900	661	1880	Front GPRS 3TX	/	26.09	26.8	0.477	<b>0.56</b>	0.246	<b>0.29</b>	0.05
GSM1900	810	1909.8	Rear GPRS 3TX	Fig.5	26.13	26.8	0.497	<b>0.58</b>	0.259	<b>0.30</b>	-0.08
GSM1900	661	1880	Rear GPRS 3TX	/	26.09	26.8	0.481	<b>0.57</b>	0.247	<b>0.29</b>	-0.02
GSM1900	512	1850.2	Rear GPRS 3TX	/	26.03	26.8	0.406	<b>0.48</b>	0.211	<b>0.25</b>	0.08
GSM1900	661	1880	Left Edge GPRS 3TX	/	26.09	26.8	0.446	<b>0.53</b>	0.235	<b>0.28</b>	0.05
GSM1900	661	1880	Top Edge GPRS 3TX	/	26.09	26.8	0.479	<b>0.56</b>	0.218	<b>0.26</b>	-0.01
GSM1900	810	1909.8	Rear EGPRS 3TX	/	26.13	26.8	0.49	<b>0.57</b>	0.26	<b>0.30</b>	0.05
GSM1900	810	1909.8	Rear GPRS 3TX	B2	26.13	26.8	0.477	<b>0.56</b>	0.248	<b>0.29</b>	0.04

Note: The distance between the EUT and the phantom bottom is 10mm.

**Table 14.1-6: SAR Values (GSM1900–Body)**

Frequency Band	Channel Number	Frequency (MHz)	Mode	Figure No./Note	EUT Measured Power (dBm)	Tune up (dBm)	Measured SAR 1g (W/kg)	Calculated SAR 1g (W/kg)	Measured SAR 10g (W/kg)	Calculated SAR 10g (W/kg)	Power Drift
GSM1900	810	1909.8	Front GPRS 3TX	/	26.29	27.8	0.175	<b>0.25</b>	0.105	<b>0.15</b>	0.07
GSM1900	661	1880	Front GPRS 3TX	Fig.58	26.20	27.8	0.231	<b>0.33</b>	0.128	<b>0.19</b>	0.09
GSM1900	512	1850.2	Front GPRS 3TX	/	26.08	27.8	0.218	<b>0.32</b>	0.119	<b>0.18</b>	0.12
GSM1900	661	1880	Rear GPRS 3TX	/	26.20	27.8	0.069	<b>0.10</b>	0.046	<b>0.07</b>	-0.09
GSM1900	661	1880	Left Edge GPRS 3TX	/	26.20	27.8	0.078	<b>0.11</b>	0.053	<b>0.08</b>	-0.03
GSM1900	661	1880	Top Edge GPRS 3TX	/	26.09	27.8	0.088	<b>0.13</b>	0.054	<b>0.08</b>	0.00
GSM1900	661	1880	Front EGPRS 3TX	/	26.20	27.8	0.202	<b>0.29</b>	0.124	<b>0.18</b>	-0.11
GSM1900	661	1880	Front GPRS 3TX	B2	26.20	27.8	0.201	<b>0.29</b>	0.118	<b>0.17</b>	0.08

Note: The distance between the EUT and the phantom bottom is 15mm.

**Table 14.1-7: SAR Values (WCDMA 1900 MHz Band - Head)**

Test Position	Phantom position L/R/F	Frequency Band	Channel Number	Frequency (MHz)	Figure No./Note	EUT Measured Power (dBm)	Tune up (dBm)	Measured SAR 1g (W/kg)	Calculated SAR 1g (W/kg)	Measured SAR 10g (W/kg)	Calculated SAR 10g (W/kg)	Power Drift
Cheek	Left	WCDMA1900	9400	1880	/	15.09	15.8	0.198	<b>0.23</b>	0.099	<b>0.12</b>	-0.10
Tilt	Left	WCDMA1900	9400	1880	/	15.09	15.8	0.208	<b>0.24</b>	0.105	<b>0.12</b>	-0.12
Cheek	Right	WCDMA1900	9400	1880	/	15.09	15.8	0.501	<b>0.59</b>	0.243	<b>0.29</b>	-0.07
Tilt	Right	WCDMA1900	9538	1907.6	/	15.15	15.8	0.632	<b>0.73</b>	0.273	<b>0.32</b>	0.06
Tilt	Right	WCDMA1900	9400	1880	/	15.09	15.8	0.691	<b>0.81</b>	0.299	<b>0.35</b>	0.02
Tilt	Right	WCDMA1900	9262	1852.4	Fig.6	15.31	15.8	0.737	<b>0.83</b>	0.319	<b>0.36</b>	0.05
Tilt	Right	WCDMA1900	9262	1852.4	B2	15.31	15.8	0.705	<b>0.79</b>	0.29	<b>0.32</b>	0.02

**Table 14.1-8: SAR Values (WCDMA 1900 MHz Band - Body)**

Frequency Band	Channel Number	Frequency (MHz)	Mode	Figure No./Note	EUT Measured Power (dBm)	Tune up (dBm)	Measured SAR 1g (W/kg)	Calculated SAR 1g (W/kg)	Measured SAR 10g (W/kg)	Calculated SAR 10g (W/kg)	Power Drift
WCDMA1900	9400	1880	Front	/	23.52	24.3	0.36	<b>0.43</b>	0.2	<b>0.24</b>	0.03
WCDMA1900	9400	1880	Rear	/	23.52	24.3	0.368	<b>0.44</b>	0.211	<b>0.25</b>	-0.07
WCDMA1900	9400	1880	Left Edge	/	23.52	24.3	0.35	<b>0.42</b>	0.214	<b>0.26</b>	0.03
WCDMA1900	9538	1907.6	Top Edge	/	23.61	24.3	0.394	<b>0.46</b>	0.219	<b>0.26</b>	-0.10
WCDMA1900	9400	1880	Top Edge	/	23.52	24.3	0.445	<b>0.53</b>	0.247	<b>0.30</b>	-0.12
WCDMA1900	9262	1852.4	Top Edge	Fig.7	23.68	24.3	0.473	<b>0.55</b>	0.258	<b>0.30</b>	-0.05
WCDMA1900	9262	1852.4	Top Edge	B2	23.68	24.3	0.448	<b>0.52</b>	0.248	<b>0.29</b>	0.05

Note: The distance between the EUT and the phantom bottom is 15mm.

**Table 14.1-9: SAR Values (WCDMA 1900 MHz Band - Body)**

Frequency Band	Channel Number	Frequency (MHz)	Mode	Figure No./Note	EUT Measured Power (dBm)	Tune up (dBm)	Measured SAR 1g (W/kg)	Calculated SAR 1g (W/kg)	Measured SAR 10g (W/kg)	Calculated SAR 10g (W/kg)	Power Drift
WCDMA1900	9400	1880	Front	/	18.48	19.3	0.299	<b>0.36</b>	0.169	<b>0.20</b>	-0.07
WCDMA1900	9400	1880	Rear	/	18.48	19.3	0.301	<b>0.36</b>	0.172	<b>0.21</b>	0.03
WCDMA1900	9400	1880	Left Edge	/	18.48	19.3	0.295	<b>0.36</b>	0.168	<b>0.20</b>	-0.05
WCDMA1900	9538	1907.6	Top Edge	/	18.47	19.3	0.323	<b>0.39</b>	0.165	<b>0.20</b>	-0.01
WCDMA1900	9400	1880	Top Edge	/	18.48	19.3	0.374	<b>0.45</b>	0.186	<b>0.22</b>	0.04
WCDMA1900	9262	1852.4	Top Edge	Fig.8	18.36	19.3	0.406	<b>0.50</b>	0.201	<b>0.25</b>	-0.06
WCDMA1900	9262	1852.4	Top Edge	B2	18.36	19.3	0.387	<b>0.48</b>	0.198	<b>0.25</b>	0.04
WCDMA1900	9262	1852.4	Top Edge	0mm	18.36	19.3	1.84	<b>2.28</b>	0.701	<b>0.87</b>	0.09

Note: The distance between the EUT and the phantom bottom is 10mm.

**Table 14.1-10: SAR Values (WCDMA 1700 MHz Band -Head)**

Test Position	Phantom position L/R/F	Frequency Band	Channel Number	Frequency (MHz)	Figure No./Note	EUT Measured Power (dBm)	Tune up (dBm)	Measured SAR 1g (W/kg)	Calculated SAR 1g (W/kg)	Measured SAR 10g (W/kg)	Calculated SAR 10g (W/kg)	Power Drift
Cheek	Left	WCDMA1700	1412	1732.4	/	14.48	15.6	0.182	<b>0.24</b>	0.087	<b>0.11</b>	-0.05
Tilt	Left	WCDMA1700	1412	1732.4	/	14.48	15.6	0.207	<b>0.27</b>	0.105	<b>0.14</b>	0.01
Cheek	Right	WCDMA1700	1412	1732.4	/	14.48	15.6	0.422	<b>0.55</b>	0.218	<b>0.28</b>	0.07
Tilt	Right	WCDMA1700	1513	1752.6	Fig.9	14.60	15.6	0.751	<b>0.95</b>	0.326	<b>0.41</b>	-0.03
Tilt	Right	WCDMA1700	1412	1732.4	/	14.48	15.6	0.656	<b>0.85</b>	0.285	<b>0.37</b>	-0.11
Tilt	Right	WCDMA1700	1312	1712.4	/	14.55	15.6	0.548	<b>0.70</b>	0.237	<b>0.30</b>	0.09
Tilt	Right	WCDMA1700	1513	1752.6	B2	14.60	15.6	0.729	<b>0.92</b>	0.301	<b>0.38</b>	0.05

**Table 14.1-11: SAR Values (WCDMA 1700 MHz Band -Body)**

Frequency Band	Channel Number	Frequency (MHz)	Mode	EUT Measured Power (dBm)	Tune up (dBm)	Measured SAR 1g (W/kg)	Calculated SAR 1g (W/kg)	Measured SAR 10g (W/kg)	Calculated SAR 10g (W/kg)	Power Drift
WCDMA1700	1412	1732.5	/	23.13	24.1	0.239	<b>0.30</b>	0.137	<b>0.17</b>	0.06
WCDMA1700	1412	1732.5	/	23.13	24.1	0.268	<b>0.34</b>	0.156	<b>0.20</b>	0.02
WCDMA1700	1412	1732.5	/	23.13	24.1	0.238	<b>0.30</b>	0.151	<b>0.19</b>	-0.10
WCDMA1700	1513	1752.6	/	23.08	24.1	0.339	<b>0.43</b>	0.188	<b>0.24</b>	-0.02
WCDMA1700	1412	1732.5	Fig.10	23.13	24.1	0.393	<b>0.49</b>	0.217	<b>0.27</b>	-0.02
WCDMA1700	1312	1712.4	/	23.19	24.1	0.291	<b>0.36</b>	0.161	<b>0.20</b>	-0.09
WCDMA1700	1412	1732.5	B2	23.13	24.1	0.378	<b>0.47</b>	0.198	<b>0.25</b>	0.05

Note: The distance between the EUT and the phantom bottom is 15mm.

**Table 14.1-12: SAR Values (WCDMA 1700 MHz Band -Body)**

Frequency Band	Channel Number	Frequency (MHz)	Mode	EUT Measured Power (dBm)	Tune up (dBm)	Measured SAR 1g (W/kg)	Calculated SAR 1g (W/kg)	Measured SAR 10g (W/kg)	Calculated SAR 10g (W/kg)	Power Drift
WCDMA1700	1412	1732.5	/	18.04	19.1	0.207	<b>0.26</b>	0.111	<b>0.14</b>	0.02
WCDMA1700	1412	1732.5	/	18.04	19.1	0.231	<b>0.29</b>	0.124	<b>0.16</b>	-0.09
WCDMA1700	1412	1732.5	/	18.04	19.1	0.193	<b>0.25</b>	0.111	<b>0.14</b>	0.12
WCDMA1700	1513	1752.6	Fig.11	18.03	19.1	0.357	<b>0.46</b>	0.176	<b>0.23</b>	-0.10
WCDMA1700	1412	1732.5	/	18.04	19.1	0.305	<b>0.39</b>	0.149	<b>0.19</b>	-0.06
WCDMA1700	1312	1712.4	/	18.06	19.1	0.261	<b>0.33</b>	0.127	<b>0.16</b>	0.00
WCDMA1700	1513	1752.6	B2	18.03	19.1	0.33	<b>0.42</b>	0.168	<b>0.21</b>	0.07
WCDMA1700	1513	1752.6	0mm	18.03	19.1	2.41	<b>3.08</b>	0.851	<b>1.09</b>	0.06

Note: The distance between the EUT and the phantom bottom is 10mm.



**Table 14.1-13: SAR Values (WCDMA 850 MHz Band -Head)**

Test Position	Phantom position L/R/F	Frequency Band	Channel Number	Frequency (MHz)	Figure No./Note	EUT Measured Power (dBm)	Tune up (dBm)	Measured SAR 1g (W/kg)	Calculated SAR 1g (W/kg)	Measured SAR 10g (W/kg)	Calculated SAR 10g (W/kg)	Power Drift
Cheek	Left	WCDMA 850	4233	846.6	/	21.03	21.3	0.34	<b>0.36</b>	0.197	<b>0.21</b>	0.03
Cheek	Left	WCDMA 850	4183	836.6	/	21.01	21.3	0.306	<b>0.33</b>	0.172	<b>0.18</b>	0.11
Cheek	Left	WCDMA 850	4132	826.4	Fig.12	21.03	21.3	0.366	<b>0.39</b>	0.211	<b>0.22</b>	0.06
Tilt	Left	WCDMA 850	4183	836.6	/	21.01	21.3	0.052	<b>0.06</b>	0.034	<b>0.04</b>	-0.04
Cheek	Right	WCDMA 850	4183	836.6	/	21.01	21.3	0.234	<b>0.25</b>	0.145	<b>0.16</b>	0.09
Tilt	Right	WCDMA 850	4183	836.6	/	21.01	21.3	0.044	<b>0.05</b>	0.03	<b>0.03</b>	0.01
Cheek	Left	WCDMA 850	4132	826.4	B2	21.03	21.3	0.358	<b>0.38</b>	0.201	<b>0.21</b>	0.05

**Table 14.1-14: SAR Values (WCDMA 850 MHz Band -Body)**

Frequency Band	Channel Number	Frequency (MHz)	Mode	Figure No./Note	EUT Measured Power (dBm)	Tune up (dBm)	Measured SAR 1g (W/kg)	Calculated SAR 1g (W/kg)	Measured SAR 10g (W/kg)	Calculated SAR 10g (W/kg)	Power Drift
WCDMA 850	4183	836.6	Front	/	23.33	24.1	0.278	<b>0.33</b>	0.18	<b>0.21</b>	0.08
WCDMA 850	4183	836.6	Rear	/	23.33	24.1	0.449	<b>0.54</b>	0.293	<b>0.35</b>	0.11
WCDMA 850	4233	846.6	Left Edge	/	23.04	24.1	0.42	<b>0.54</b>	0.26	<b>0.33</b>	0.07
WCDMA 850	4183	836.6	Left Edge	Fig.13	23.33	24.1	0.479	<b>0.57</b>	0.301	<b>0.36</b>	-0.14
WCDMA 850	4132	826.4	Left Edge	/	23.04	24.1	0.425	<b>0.54</b>	0.289	<b>0.37</b>	0.02
WCDMA 850	4183	836.6	Left Edge	B2	23.33	24.1	0.458	<b>0.55</b>	0.287	<b>0.34</b>	0.04

Note: The distance between the EUT and the phantom bottom is 15mm.

**Table 14.1-15: SAR Values (WCDMA 850 MHz Band -Body)**

Frequency Band	Channel Number	Frequency (MHz)	Mode	Figure No./Note	EUT Measured Power (dBm)	Tune up (dBm)	Measured SAR 1g (W/kg)	Calculated SAR 1g (W/kg)	Measured SAR 10g (W/kg)	Calculated SAR 10g (W/kg)	Power Drift
WCDMA 850	4183	836.6	Front	/	21.35	21.6	0.263	<b>0.28</b>	0.166	<b>0.18</b>	0.05
WCDMA 850	4183	836.6	Rear	/	21.35	21.6	0.448	<b>0.47</b>	0.277	<b>0.29</b>	0.01
WCDMA 850	4233	846.6	Left Edge	/	21.42	21.6	0.356	<b>0.37</b>	0.209	<b>0.22</b>	0.07
WCDMA 850	4183	836.6	Left Edge	Fig.14	21.35	21.6	0.501	<b>0.53</b>	0.292	<b>0.31</b>	0.09
WCDMA 850	4132	826.4	Left Edge	/	21.15	21.6	0.447	<b>0.50</b>	0.282	<b>0.31</b>	0.01
WCDMA 850	4183	836.6	Left Edge	B2	21.35	21.6	0.489	<b>0.52</b>	0.292	<b>0.31</b>	0.08

Note: The distance between the EUT and the phantom bottom is 10mm.

**Table 14.1-16: SAR Values (CDMABC0 Band -Head)**

Test Position	Phantom position L/R/F	Frequency Band	Channel Number	Frequency (MHz)	Figure No./Note	EUT Measured Power (dBm)	Tune up (dBm)	Measured SAR 1g (W/kg)	Calculated SAR 1g (W/kg)	Measured SAR 10g (W/kg)	Calculated SAR 10g (W/kg)	Power Drift
Cheek	Left	CDMA BC0	777	848.31	/	21.02	21.6	0.314	<b>0.36</b>	0.182	<b>0.21</b>	0.02
Cheek	Left	CDMA BC0	384	836.52	/	21.11	21.6	0.305	<b>0.34</b>	0.174	<b>0.19</b>	0.06
Cheek	Left	CDMA BC0	1013	824.7	Fig.15	21.05	21.6	0.374	<b>0.42</b>	0.217	<b>0.25</b>	-0.17
Tilt	Left	CDMA BC0	384	836.52	/	21.11	21.6	0.04	<b>0.04</b>	0.027	<b>0.03</b>	0.04
Cheek	Right	CDMA BC0	384	836.52	/	21.11	21.6	0.203	<b>0.23</b>	0.122	<b>0.14</b>	0.04
Tilt	Right	CDMA BC0	384	836.52	/	21.11	21.6	0.043	<b>0.05</b>	0.03	<b>0.03</b>	-0.12
Cheek	Left	CDMA BC0	1013	824.7	B2	21.05	21.6	0.354	<b>0.40</b>	0.201	<b>0.23</b>	0.10

**Table 14.1-17: SAR Values (CDMABC0 Band -Body)**

Frequency Band	Channel Number	Frequency (MHz)	Mode	Figure No./Note	EUT Measured Power (dBm)	Tune up (dBm)	Measured SAR 1g (W/kg)	Calculated SAR 1g (W/kg)	Measured SAR 10g (W/kg)	Calculated SAR 10g (W/kg)	Power Drift
CDMA BC0	384	836.52	Front	/	24.53	24.6	0.193	<b>0.20</b>	0.116	<b>0.12</b>	0.06
CDMA BC0	384	836.52	Rear	/	24.53	24.6	0.334	<b>0.34</b>	0.193	<b>0.20</b>	-0.02
CDMA BC0	777	848.31	Left Edge	/	24.48	24.6	0.366	<b>0.38</b>	0.203	<b>0.21</b>	-0.10
CDMA BC0	384	836.52	Left Edge	/	24.53	24.6	0.375	<b>0.38</b>	0.205	<b>0.21</b>	-0.02
CDMA BC0	1013	824.7	Left Edge	Fig.16	24.29	24.6	0.47	<b>0.50</b>	0.261	<b>0.28</b>	-0.03
CDMA BC0	1013	824.7	Left Edge	B2	24.29	24.6	0.418	<b>0.45</b>	0.245	<b>0.26</b>	0.08

Note: The distance between the EUT and the phantom bottom is 15mm.

**Table 14.1-18: SAR Values (CDMABC0 Band -Body)**

Frequency Band	Channel Number	Frequency (MHz)	Mode	Figure No./Note	EUT Measured Power (dBm)	Tune up (dBm)	Measured SAR 1g (W/kg)	Calculated SAR 1g (W/kg)	Measured SAR 10g (W/kg)	Calculated SAR 10g (W/kg)	Power Drift
CDMA BC0	384	836.52	Front	/	22.09	22.6	0.256	<b>0.29</b>	0.156	<b>0.18</b>	-0.06
CDMA BC0	384	836.52	Rear	/	22.09	22.6	0.458	<b>0.52</b>	0.278	<b>0.31</b>	-0.03
CDMA BC0	777	848.31	Left Edge	/	22.38	22.6	0.372	<b>0.39</b>	0.215	<b>0.23</b>	-0.02
CDMA BC0	384	836.52	Left Edge	Fig.17	22.09	22.6	0.538	<b>0.61</b>	0.312	<b>0.35</b>	-0.05
CDMA BC0	1013	824.7	Left Edge	/	22.05	22.6	0.478	<b>0.54</b>	0.278	<b>0.32</b>	-0.04
CDMA BC0	384	836.52	Left Edge	B2	22.09	22.6	0.505	<b>0.57</b>	0.287	<b>0.32</b>	0.07

Note: The distance between the EUT and the phantom bottom is 10mm.

**Table 14.1-19: SAR Values (CDMABC1 Band -Head)**

Test Position	Phantom position L/R/F	Frequency Band	Channel Number	Frequency (MHz)	Figure No./Note	EUT Measured Power	Tune up (dBm)	Measured SAR 1g (W/kg)	Calculated SAR 1g (W/kg)	Measured SAR 10g (W/kg)	Calculated SAR 10g (W/kg)	Power Drift
Cheek	Left	CDMA BC1	600	1880	/	15.98	16.5	0.187	<b>0.21</b>	0.087	<b>0.10</b>	-0.05
Tilt	Left	CDMA BC1	600	1880	/	15.98	16.5	0.187	<b>0.21</b>	0.094	<b>0.11</b>	-0.10
Cheek	Right	CDMA BC1	600	1880	/	15.98	16.5	0.501	<b>0.56</b>	0.226	<b>0.25</b>	0.08
Tilt	Right	CDMA BC1	1175	1908.75	/	15.96	16.5	0.421	<b>0.48</b>	0.22	<b>0.25</b>	0.06
Tilt	Right	CDMA BC1	600	1880	Fig.18	15.98	16.5	0.516	<b>0.58</b>	0.232	<b>0.26</b>	0.00
Tilt	Right	CDMA BC1	25	1851.25	/	15.84	16.5	0.477	<b>0.56</b>	0.243	<b>0.28</b>	0.05
Tilt	Right	CDMA BC1	600	1880	B2	15.98	16.5	0.49	<b>0.55</b>	0.212	<b>0.24</b>	0.05

**Table 14.20: SAR Values (CDMABC1 Band -Body)**

Frequency Band	Channel Number	Frequency (MHz)	Mode	Figure No./Note	EUT Measured Power	Tune up (dBm)	Measured SAR 1g (W/kg)	Calculated SAR 1g (W/kg)	Measured SAR 10g (W/kg)	Calculated SAR 10g (W/kg)	Power Drift
CDMA BC1	1175	1908.75	Front	/	23.55	24	0.189	<b>0.21</b>	0.113	<b>0.13</b>	-0.08
CDMA BC1	600	1880	Front	Fig.19	23.35	24	0.263	<b>0.31</b>	0.152	<b>0.18</b>	0.07
CDMA BC1	25	1851.25	Front	/	23.47	24	0.143	<b>0.16</b>	0.082	<b>0.09</b>	0.10
CDMA BC1	600	1880	Rear	/	23.35	24	0.125	<b>0.15</b>	0.073	<b>0.08</b>	0.09
CDMA BC1	600	1880	Left Edge	/	23.35	24	0.12	<b>0.14</b>	0.073	<b>0.08</b>	-0.11
CDMA BC1	600	1880	Top Edge	/	23.35	24	0.141	<b>0.16</b>	0.08	<b>0.09</b>	-0.05
CDMA BC1	600	1880	Front	B2	23.35	24	0.25	<b>0.29</b>	0.149	<b>0.17</b>	0.06

Note: The distance between the EUT and the phantom bottom is 15mm.

**Table 14.1-21: SAR Values (CDMABC1 Band -Body)**

Frequency Band	Channel Number	Frequency (MHz)	Mode	Figure No./Note	EUT Measured Power (dBm)	Tune up (dBm)	Measured SAR 1g (W/kg)	Calculated SAR 1g (W/kg)	Measured SAR 10g (W/kg)	Calculated SAR 10g (W/kg)	Power Drift
CDMA BC1	1175	1908.75	Front	Fig.20	23.49	23.8	0.21	<b>0.23</b>	0.124	<b>0.13</b>	0.06
CDMA BC1	600	1880	Front	/	23.22	23.8	0.18	<b>0.21</b>	0.104	<b>0.12</b>	-0.02
CDMA BC1	25	1851.25	Front	/	23.41	23.8	0.151	<b>0.17</b>	0.089	<b>0.10</b>	0.10
CDMA BC1	600	1880	Rear	/	23.22	23.8	0.154	<b>0.18</b>	0.091	<b>0.10</b>	0.12
CDMA BC1	600	1880	Left Edge	/	23.22	23.8	0.117	<b>0.13</b>	0.073	<b>0.08</b>	0.05
CDMA BC1	600	1880	Top Edge	/	23.22	23.8	0.172	<b>0.20</b>	0.093	<b>0.11</b>	0.08
CDMA BC1	1175	1908.75	Front	B2	23.49	23.8	0.19	<b>0.20</b>	0.111	<b>0.12</b>	0.02

Note: The distance between the EUT and the phantom bottom is 10mm.

**Table 14.1-22: SAR Values (CDMABC10 Band -Head)**

Test Position	Phantom position L/R/F	Frequency Band	Channel Number	Frequency (MHz)	Figure No./Note	EUT Measured Power (dBm)	Tune up (dBm)	Measured SAR 1g (W/kg)	Calculated SAR 1g (W/kg)	Measured SAR 10g (W/kg)	Calculated SAR 10g (W/kg)	Power Drift
Cheek	Left	CDMA BC10	684	823.1	Fig.21	22.06	22.4	0.567	<b>0.61</b>	0.329	<b>0.36</b>	-0.05
Cheek	Left	CDMA BC10	580	820.5	/	22.05	22.4	0.467	<b>0.51</b>	0.272	<b>0.29</b>	-0.12
Cheek	Left	CDMA BC10	476	817.9	/	22.14	22.4	0.462	<b>0.49</b>	0.269	<b>0.29</b>	0.03
Tilt	Left	CDMA BC10	580	820.5	/	22.05	22.4	0.06	<b>0.07</b>	0.042	<b>0.05</b>	-0.02
Cheek	Right	CDMA BC10	580	820.5	/	22.05	22.4	0.27	<b>0.29</b>	0.162	<b>0.18</b>	-0.03
Tilt	Right	CDMA BC10	580	820.5	/	22.05	22.4	0.057	<b>0.06</b>	0.041	<b>0.04</b>	0.07
Cheek	Left	CDMA BC10	684	823.1	B2	22.06	22.4	0.55	<b>0.59</b>	0.318	<b>0.34</b>	0.08

**Table 14.1-23: SAR Values (CDMABC10 Band -Body)**

Frequency Band	Channel Number	Frequency (MHz)	Mode	Figure No./Note	EUT Measured Power (dBm)	Tune up (dBm)	Measured SAR 1g (W/kg)	Calculated SAR 1g (W/kg)	Measured SAR 10g (W/kg)	Calculated SAR 10g (W/kg)	Power Drift
CDMA BC10	580	820.5	Front	/	24.14	24.4	0.276	<b>0.29</b>	0.198	<b>0.21</b>	-0.05
CDMA BC10	580	820.5	Rear	/	24.14	24.4	0.547	<b>0.58</b>	0.35	<b>0.37</b>	-0.08
CDMA BC10	684	823.1	Left Edge	Fig.22	24.07	24.4	0.612	<b>0.66</b>	0.384	<b>0.41</b>	0.03
CDMA BC10	580	820.5	Left Edge	/	24.14	24.4	0.551	<b>0.58</b>	0.343	<b>0.36</b>	0.09
CDMA BC10	476	817.9	Left Edge	/	24.35	24.4	0.555	<b>0.56</b>	0.35	<b>0.35</b>	0.03
CDMA BC10	684	823.1	Left Edge	B2	24.07	24.4	0.598	<b>0.65</b>	0.37	<b>0.40</b>	0.04

Note: The distance between the EUT and the phantom bottom is 15mm.

**Table 14.1-24: SAR Values (CDMABC10 Band -Body)**

Frequency Band	Channel Number	Frequency (MHz)	Mode	Figure No./Note	EUT Measured Power (dBm)	Tune up (dBm)	Measured SAR 1g (W/kg)	Calculated SAR 1g (W/kg)	Measured SAR 10g (W/kg)	Calculated SAR 10g (W/kg)	Power Drift
CDMA BC10	580	820.5	Front	/	21.40	21.8	0.298	<b>0.33</b>	0.203	<b>0.22</b>	0.07
CDMA BC10	580	820.5	Rear	/	21.40	21.8	0.488	<b>0.54</b>	0.312	<b>0.34</b>	0.04
CDMA BC10	684	823.1	Left Edge	Fig.23	21.37	21.8	0.581	<b>0.64</b>	0.34	<b>0.38</b>	0.14
CDMA BC10	580	820.5	Left Edge	/	21.40	21.8	0.497	<b>0.54</b>	0.31	<b>0.34</b>	-0.09
CDMA BC10	476	817.9	Left Edge	/	21.21	21.8	0.512	<b>0.59</b>	0.306	<b>0.35</b>	-0.04
CDMA BC10	684	823.1	Left Edge	B2	21.37	21.8	0.561	<b>0.62</b>	0.33	<b>0.36</b>	0.08

Note: The distance between the EUT and the phantom bottom is 10mm.

**Table 14.1-25: SAR Values (LTE Band2 -Head)**

Test Position	Phantom position L/R/F	Frequency Band	Channel Number	Frequency (MHz)	Figure No./Note	Mode	EUT Measured Power (dBm)	Tune up (dBm)	Measured SAR 1g (W/kg)	Calculated SAR 1g (W/kg)	Measured SAR 10g (W/kg)	Calculated SAR 10g (W/kg)	Power Drift
Cheek	Left	LTE Band2	19100	1900	/	1RB-Low	16.89	17	0.077	<b>0.08</b>	0.050	<b>0.05</b>	0.09
Tilt	Left	LTE Band2	19100	1900	/	1RB-Low	16.89	17	0.116	<b>0.12</b>	0.080	<b>0.08</b>	0.06
Cheek	Right	LTE Band2	19100	1900	/	1RB-Low	16.89	17	0.268	<b>0.27</b>	0.016	<b>0.02</b>	0.08
Tilt	Right	LTE Band2	19100	1900	/	1RB-Low	16.89	17	0.293	<b>0.30</b>	0.018	<b>0.02</b>	-0.03
Cheek	Left	LTE Band2	18700	1860	/	50RB-Middle	16.85	17	0.091	<b>0.09</b>	0.016	<b>0.02</b>	-0.03
Tilt	Left	LTE Band2	18700	1860	/	50RB-Middle	16.85	17	0.116	<b>0.12</b>	0.080	<b>0.08</b>	0.07
Cheek	Right	LTE Band2	18700	1860	/	50RB-Middle	16.85	17	0.286	<b>0.30</b>	0.160	<b>0.17</b>	0.12
Tilt	Right	LTE Band2	18700	1860	/	50RB-Middle	16.85	17	0.300	<b>0.31</b>	0.170	<b>0.18</b>	0.08
Cheek	Left	LTE Band2	18700	1860	Fig.24	50RB-Middle	16.85	17	0.380	<b>0.39</b>	0.189	<b>0.20</b>	-0.03
Cheek	Left	LTE Band2	18700	1860	B2	50RB-Middle	16.85	17	0.360	<b>0.37</b>	0.171	<b>0.18</b>	0.02

Note: The LTE mode is QPSK\_20MHz.

Note1: For evaluation ENDC only

**Table 14.1-26: SAR Values (LTE Band2 - Body)**

Frequency Band	Channel Number	Frequency (MHz)	Mode	Figure No./Note	EUT Measured Power (dBm)	Tune up (dBm)	Measured SAR 1g (W/kg)	Calculated SAR 1g (W/kg)	Measured SAR 10g (W/kg)	Calculated SAR 10g (W/kg)	Power Drift
LTE Band2	19100	1900	1RB-Low Front	/	19.89	20	0.271	<b>0.28</b>	0.151	<b>0.15</b>	-0.07
LTE Band2	19100	1900	1RB-Low Rear	/	19.89	20	0.273	<b>0.28</b>	0.151	<b>0.15</b>	-0.02
LTE Band2	19100	1900	1RB-Low Left Edge	/	19.89	20	0.194	<b>0.20</b>	0.11	<b>0.11</b>	0.09
LTE Band2	19100	1900	1RB-Low Top Edge	/	19.89	20	0.326	<b>0.33</b>	0.161	<b>0.17</b>	0.05
LTE Band2	18700	1860	50RB-Middle Front	/	19.85	20	0.288	<b>0.30</b>	0.153	<b>0.16</b>	0.11
LTE Band2	18700	1860	50RB-Middle Rear	/	19.85	20	0.281	<b>0.29</b>	0.147	<b>0.15</b>	-0.08
LTE Band2	18700	1860	50RB-Middle Left Edge	/	19.85	20	0.281	<b>0.29</b>	0.159	<b>0.16</b>	0.07
LTE Band2	18700	1860	50RB-Middle Top Edge	Fig.25	19.85	20	0.358	<b>0.37</b>	0.172	<b>0.18</b>	0.11
LTE Band2	18700	1860	50RB-Middle Top Edge	B2	19.85	20	0.34	<b>0.35</b>	0.16	<b>0.17</b>	0.10

Note: The LTE mode is QPSK\_20MHz.

Note1: The distance between the EUT and the phantom bottom is 10mm.

Note2: For evaluation ENDC only

**Table 14.1-27: SAR Values (LTE Band7 - Head)**

Test Position	Phantom position L/R/F	Frequency Band	Channel Number	Frequency (MHz)	Figure No./Note	Mode	EUT Measured Power (dBm)	Tune up (dBm)	Measured SAR 1g (W/kg)	Calculated SAR 1g (W/kg)	Measured SAR 10g (W/kg)	Calculated SAR 10g (W/kg)	Power Drift
Cheek	Left	LTE Band7	20850	2510	/	1RB-Middle	17.48	17.8	0.21	<b>0.23</b>	0.114	<b>0.12</b>	0.03
Tilt	Left	LTE Band7	20850	2510	/	1RB-Middle	17.48	17.8	0.199	<b>0.21</b>	0.096	<b>0.10</b>	0.05
Cheek	Right	LTE Band7	20850	2510	/	1RB-Middle	17.48	17.8	0.606	<b>0.65</b>	0.334	<b>0.36</b>	-0.07
Tilt	Right	LTE Band7	20850	2510	/	1RB-Middle	17.48	17.8	0.598	<b>0.64</b>	0.292	<b>0.31</b>	-0.03
Cheek	Left	LTE Band7	20850	2510	/	50RB-Middle	17.22	17.8	0.214	<b>0.24</b>	0.118	<b>0.13</b>	0.11
Tilt	Left	LTE Band7	20850	2510	/	50RB-Middle	17.22	17.8	0.204	<b>0.23</b>	0.099	<b>0.11</b>	0.10
Cheek	Right	LTE Band7	20850	2510	Fig.26	50RB-Middle	17.22	17.8	0.657	<b>0.75</b>	0.345	<b>0.39</b>	0.11
Tilt	Right	LTE Band7	20850	2510	/	50RB-Middle	17.22	17.8	0.617	<b>0.71</b>	0.298	<b>0.34</b>	-0.01
Cheek	Right	LTE Band7	20850	2510	B2	50RB-Middle	17.22	17.8	0.615	<b>0.70</b>	0.335	<b>0.38</b>	0.07

Note: The LTE mode is QPSK\_20MHz.

**Table 14.1-28: SAR Values (LTE Band7 - Body)**

Frequency Band	Channel Number	Frequency (MHz)	Mode	Figure No./Note	EUT Measured Power (dBm)	Tune up (dBm)	Measured SAR 1g (W/kg)	Calculated SAR 1g (W/kg)	Measured SAR 10g (W/kg)	Calculated SAR 10g (W/kg)	Power Drift
LTE Band7	21100	2535	1RB-Low Front	/	23.60	23.8	0.215	<b>0.23</b>	0.124	<b>0.13</b>	-0.02
LTE Band7	21100	2535	1RB-Low Rear	/	23.60	23.8	0.269	<b>0.28</b>	0.146	<b>0.15</b>	-0.12
LTE Band7	21100	2535	1RB-Low Left Edge	Fig.27	23.60	23.8	0.436	<b>0.46</b>	0.232	<b>0.24</b>	-0.03
LTE Band7	21100	2535	1RB-Low Top Edge	/	23.60	23.8	0.212	<b>0.22</b>	0.102	<b>0.11</b>	0.05
LTE Band7	20850	2510	50RB-Middle Front	/	22.77	22.8	0.146	<b>0.15</b>	0.084	<b>0.08</b>	-0.03
LTE Band7	20850	2510	50RB-Middle Rear	/	22.77	22.8	0.163	<b>0.16</b>	0.09	<b>0.09</b>	0.07
LTE Band7	20850	2510	50RB-Middle Left Edge	/	22.77	22.8	0.311	<b>0.31</b>	0.164	<b>0.17</b>	0.05
LTE Band7	20850	2510	50RB-Middle Top Edge	/	22.77	22.8	0.125	<b>0.13</b>	0.061	<b>0.06</b>	-0.04
LTE Band7	21100	2535	1RB-Low Left Edge	B2	23.60	23.8	0.414	<b>0.43</b>	0.209	<b>0.22</b>	0.06

Note: The LTE mode is QPSK\_20MHz.

Note: The distance between the EUT and the phantom bottom is 15mm.

**Table 14.1-29: SAR Values (LTE Band7 - Body)**

Frequency Band	Channel Number	Frequency (MHz)	Mode	Figure No./Note	EUT Measured Power (dBm)	Tune up (dBm)	Measured SAR 1g (W/kg)	Calculated SAR 1g (W/kg)	Measured SAR 10g (W/kg)	Calculated SAR 10g (W/kg)	Power Drift
LTE Band7	20850	2510	1RB-High Front	/	20.24	20.8	0.242	<b>0.28</b>	0.138	<b>0.16</b>	-0.12
LTE Band7	20850	2510	1RB-High Rear	/	20.24	20.8	0.279	<b>0.32</b>	0.149	<b>0.17</b>	0.08
LTE Band7	20850	2510	1RB-High Left Edge	/	20.24	20.8	0.513	<b>0.58</b>	0.253	<b>0.29</b>	-0.07
LTE Band7	20850	2510	1RB-High Top Edge	/	20.24	20.8	0.278	<b>0.32</b>	0.12	<b>0.14</b>	-0.03
LTE Band7	20850	2510	50RB-Middle Front	/	20.14	20.8	0.256	<b>0.30</b>	0.146	<b>0.17</b>	0.06
LTE Band7	20850	2510	50RB-Middle Rear	/	20.14	20.8	0.294	<b>0.34</b>	0.158	<b>0.18</b>	0.09
LTE Band7	20850	2510	50RB-Middle Left Edge	Fig.28	20.14	20.8	0.541	<b>0.63</b>	0.267	<b>0.31</b>	0.03
LTE Band7	20850	2510	50RB-Middle Top Edge	/	20.14	20.8	0.295	<b>0.34</b>	0.127	<b>0.15</b>	-0.12
LTE Band7	20850	2510	50RB-Middle Left Edge	B2	20.14	20.8	0.529	<b>0.62</b>	0.248	<b>0.29</b>	0.01
LTE Band7	20850	2510	50RB-Middle Left Edge	0mm	20.14	20.8	1.17	<b>1.36</b>	0.417	<b>0.49</b>	0.09

Note: The LTE mode is QPSK\_20MHz.

Note: The distance between the EUT and the phantom bottom is 10mm.

**Table 14.1-30: SAR Values (LTE Band12 – Head)**

Test Position	Phantom position L/R/F	Frequency Band	Channel Number	Frequency (MHz)	Figure No./Note	Mode	EUT Measured Power (dBm)	Tune up (dBm)	Measured SAR 1g (W/kg)	Calculated SAR 1g (W/kg)	Measured SAR 10g (W/kg)	Calculated SAR 10g (W/kg)	Power Drift
Cheek	Left	LTE Band12	23060	704	/	1RB-Low	20.49	20.8	0.373	<b>0.40</b>	0.215	<b>0.23</b>	0.09
Tilt	Left	LTE Band12	23060	704	/	1RB-Low	20.49	20.8	0.068	<b>0.07</b>	0.048	<b>0.05</b>	0.06
Cheek	Right	LTE Band12	23060	704	/	1RB-Low	20.49	20.8	0.265	<b>0.28</b>	0.150	<b>0.16</b>	0.08
Tilt	Right	LTE Band12	23060	704	/	1RB-Low	20.49	20.8	0.056	<b>0.06</b>	0.038	<b>0.04</b>	-0.03
Cheek	Left	LTE Band12	23060	704	Fig.29	25RB-Middle	20.48	20.8	0.398	<b>0.43</b>	0.229	<b>0.25</b>	-0.03
Tilt	Left	LTE Band12	23060	704	/	25RB-Middle	20.48	20.8	0.073	<b>0.08</b>	0.052	<b>0.06</b>	0.07
Cheek	Right	LTE Band12	23060	704	/	25RB-Middle	20.48	20.8	0.283	<b>0.30</b>	0.161	<b>0.17</b>	0.12
Tilt	Right	LTE Band12	23060	704	/	25RB-Middle	20.48	20.8	0.041	<b>0.04</b>	0.204	<b>0.22</b>	0.08
Cheek	Left	LTE Band12	23060	704	B2	25RB-Middle	20.48	20.8	0.38	<b>0.41</b>	0.201	<b>0.22</b>	0.05

Note: The LTE mode is QPSK\_10MHz.

**Table 14.1-31: SAR Values (LTE Band12 – Body)**

Frequency Band	Channel Number	Frequency (MHz)	Mode	Figure No./Note	EUT Measured Power (dBm)	Tune up (dBm)	Measured SAR 1g (W/kg)	Calculated SAR 1g (W/kg)	Measured SAR 10g (W/kg)	Calculated SAR 10g (W/kg)	Power Drift
LTE Band12	23095	707.5	1RB-High Front	/	23.52	24.3	0.233	<b>0.28</b>	0.156	<b>0.19</b>	0.11
LTE Band12	23095	707.5	1RB-High Rear	/	23.52	24.3	0.356	<b>0.43</b>	0.241	<b>0.29</b>	-0.05
LTE Band12	23095	707.5	1RB-High Left Edge	Fig.30	23.52	24.3	0.448	<b>0.54</b>	0.288	<b>0.34</b>	0.09
LTE Band12	23060	704	25RB-Middle Front	/	23.09	23.3	0.259	<b>0.27</b>	0.176	<b>0.18</b>	-0.04
LTE Band12	23060	704	25RB-Middle Rear	/	23.09	23.3	0.37	<b>0.39</b>	0.253	<b>0.27</b>	0.11
LTE Band12	23060	704	25RB-Middle Left Edge	/	23.09	23.3	0.466	<b>0.49</b>	0.3	<b>0.31</b>	-0.04
LTE Band12	23095	707.5	1RB-High Left Edge	B2	23.52	24.3	0.415	<b>0.50</b>	0.256	<b>0.31</b>	0.10

Note: The LTE mode is QPSK\_10MHz.

Note: The distance between the EUT and the phantom bottom is 15mm.

**Table 14.1-32: SAR Values (LTE Band12 – Body)**

Frequency Band	Channel Number	Frequency (MHz)	Mode	Figure No./Note	EUT Measured Power (dBm)	Tune up (dBm)	Measured SAR 1g (W/kg)	Calculated SAR 1g (W/kg)	Measured SAR 10g (W/kg)	Calculated SAR 10g (W/kg)	Power Drift
LTE Band12	23060	704	1RB-Low Front	/	20.02	20.3	0.205	<b>0.22</b>	0.135	<b>0.14</b>	0.04
LTE Band12	23060	704	1RB-Low Rear	/	20.02	20.3	0.316	<b>0.34</b>	0.203	<b>0.22</b>	-0.05
LTE Band12	23060	704	1RB-Low Left Edge	/	20.02	20.3	0.361	<b>0.38</b>	0.2	<b>0.21</b>	-0.07
LTE Band12	23095	707.5	25RB-Middle Front	/	20.01	20.3	0.212	<b>0.23</b>	0.132	<b>0.14</b>	-0.09
LTE Band12	23095	707.5	25RB-Middle Rear	/	20.01	20.3	0.316	<b>0.34</b>	0.199	<b>0.21</b>	0.04
LTE Band12	23095	707.5	25RB-Middle Left Edge	Fig.31	20.01	20.3	0.415	<b>0.44</b>	0.25	<b>0.27</b>	0.04
LTE Band12	23095	707.5	25RB-Middle Left Edge	B2	20.01	20.3	0.395	<b>0.42</b>	0.21	<b>0.22</b>	0.08

Note: The LTE mode is QPSK\_10MHz.

Note: The distance between the EUT and the phantom bottom is 10mm.

**Table 14.1-39: SAR Values (LTE Band25 –Head)**

Test Position	Phantom position L/R/F	Frequency Band	Channel Number	Frequency (MHz)	Mode	Figure No./Note	EUT Measured Power (dBm)	Tune up (dBm)	Measured SAR 1g (W/kg)	Calculated SAR 1g (W/kg)	Measured SAR 10g (W/kg)	Calculated SAR 10g (W/kg)	Power Drift
Cheek	Left	LTE Band25	26590	1905	1RB-Low	/	16.28	17	0.141	<b>0.17</b>	0.08	<b>0.09</b>	-0.11
Tilt	Left	LTE Band25	26590	1905	1RB-Low	/	16.28	17	0.168	<b>0.20</b>	0.091	<b>0.11</b>	-0.01
Cheek	Right	LTE Band25	26590	1905	1RB-Low	Fig.38	16.28	17	0.55	<b>0.65</b>	0.29	<b>0.34</b>	0.05
Tilt	Right	LTE Band25	26590	1905	1RB-Low	/	16.28	17	0.526	<b>0.62</b>	0.272	<b>0.32</b>	0.08
Cheek	Left	LTE Band25	26590	1905	50RB-Middle	/	16.33	17	0.138	<b>0.16</b>	0.08	<b>0.09</b>	0.03
Tilt	Left	LTE Band25	26590	1905	50RB-Middle	/	16.33	17	0.165	<b>0.19</b>	0.091	<b>0.11</b>	0.08
Cheek	Right	LTE Band25	26590	1905	50RB-Middle	/	16.33	17	0.546	<b>0.64</b>	0.289	<b>0.34</b>	-0.10
Tilt	Right	LTE Band25	26590	1905	50RB-Middle	/	16.33	17	0.537	<b>0.63</b>	0.278	<b>0.32</b>	-0.12
Cheek	Right	LTE Band25	26590	1905	1RB-Low	B2	16.28	17	0.527	<b>0.62</b>	0.27	<b>0.32</b>	0.01

Note: The LTE mode is QPSK\_20MHz.

**Table 14.1-40: SAR Values (LTE Band25 –Body)**

Frequency Band	Channel Number	Frequency (MHz)	Mode	Figure No./Note	EUT Measured Power (dBm)	Tune up (dBm)	Measured SAR 1g (W/kg)	Calculated SAR 1g (W/kg)	Measured SAR 10g (W/kg)	Calculated SAR 10g (W/kg)	Power Drift
LTE Band25	26590	1905	1RB-Low Front	/	23.29	25	0.279	<b>0.41</b>	0.167	<b>0.25</b>	0.12
LTE Band25	26590	1905	1RB-Low Rear	/	23.29	25	0.294	<b>0.44</b>	0.171	<b>0.25</b>	0.05
LTE Band25	26590	1905	1RB-Low Left Edge	/	23.29	25	0.251	<b>0.37</b>	0.158	<b>0.23</b>	-0.04
LTE Band25	26590	1905	1RB-Low Top Edge	Fig.39	23.29	25	0.35	<b>0.52</b>	0.198	<b>0.29</b>	-0.14
LTE Band25	26590	1905	50RB-Middle Front	/	22.37	24	0.22	<b>0.32</b>	0.132	<b>0.19</b>	0.04
LTE Band25	26590	1905	50RB-Middle Rear	/	22.37	24	0.235	<b>0.34</b>	0.137	<b>0.20</b>	-0.05
LTE Band25	26590	1905	50RB-Middle Left Edge	/	22.37	24	0.195	<b>0.28</b>	0.125	<b>0.18</b>	0.12
LTE Band25	26590	1905	50RB-Middle Top Edge	/	22.37	24	0.285	<b>0.41</b>	0.16	<b>0.23</b>	-0.02
LTE Band25	26590	1905	1RB-Low Top Edge	B2	23.29	25	0.325	<b>0.48</b>	0.174	<b>0.26</b>	0.10

Note: The LTE mode is QPSK\_20MHz.

Note: The distance between the EUT and the phantom bottom is 15mm.

**Table 14.1-41: SAR Values (LTE Band25 –Body)**

Frequency Band	Channel Number	Frequency (MHz)	Mode	Figure No./Note	EUT Measured Power (dBm)	Tune up (dBm)	Measured SAR 1g (W/kg)	Calculated SAR 1g (W/kg)	Measured SAR 10g (W/kg)	Calculated SAR 10g (W/kg)	Power Drift
LTE Band25	26590	1905	1RB-Low Front	/	19.71	20.5	0.271	0.33	0.157	0.19	-0.12
LTE Band25	26590	1905	1RB-Low Rear	/	19.71	20.5	0.283	0.34	0.159	0.19	-0.03
LTE Band25	26590	1905	1RB-Low Left Edge	/	19.71	20.5	0.206	0.25	0.122	0.15	0.12
LTE Band25	26590	1905	1RB-Low Top Edge	Fig.40	19.71	20.5	0.335	0.40	0.17	0.20	-0.02
LTE Band25	26590	1905	50RB-Middle Front	/	19.47	20.5	0.269	0.34	0.157	0.20	0.08
LTE Band25	26590	1905	50RB-Middle Rear	/	19.47	20.5	0.282	0.36	0.159	0.20	0.05
LTE Band25	26590	1905	50RB-Middle Left Edge	/	19.47	20.5	0.205	0.26	0.116	0.15	0.02
LTE Band25	26590	1905	50RB-Middle Top Edge	/	19.47	20.5	0.302	0.38	0.165	0.21	0.09
LTE Band25	26590	1905	1RB-Low Top Edge	B2	19.71	20.5	0.32	0.38	0.161	0.19	0.05

Note: The LTE mode is QPSK\_20MHz.

Note: The distance between the EUT and the phantom bottom is 10mm.

**Table 14.1-42: SAR Values (LTE Band26–Head)**

Test Position	Phantom position L/R/F	Frequency Band	Channel Number	Frequency (MHz)	Mode	Figure No./Note	EUT Measured Power (dBm)	Tune up (dBm)	Measured SAR 1g (W/kg)	Calculated SAR 1g (W/kg)	Measured SAR 10g (W/kg)	Calculated SAR 10g (W/kg)	Power Drift
Cheek	Left	LTE Band26	26965	841.5	1RB-Middle	/	18.46	18.8	0.213	0.23	0.123	0.13	-0.01
Tiit	Left	LTE Band26	26965	841.5	1RB-Middle	/	18.46	18.8	0.036	0.04	0.025	0.03	0.04
Cheek	Right	LTE Band26	26965	841.5	1RB-Middle	/	18.46	18.8	0.101	0.11	0.064	0.07	0.12
Tiit	Right	LTE Band26	26965	841.5	1RB-Middle	/	18.46	18.8	0.017	0.02	0.013	0.01	0.05
Cheek	Left	LTE Band26	26965	841.5	36RB-Middle	Fig.41	18.36	18.8	0.218	0.24	0.125	0.14	-0.08
Tiit	Left	LTE Band26	26965	841.5	36RB-Middle	/	18.36	18.8	0.037	0.04	0.025	0.03	-0.17
Cheek	Right	LTE Band26	26965	841.5	36RB-Middle	/	18.36	18.8	0.105	0.12	0.066	0.07	0.10
Tiit	Right	LTE Band26	26965	841.5	36RB-Middle	/	18.36	18.8	0.018	0.02	0.013	0.01	-0.11
Cheek	Left	LTE Band26	26965	841.5	36RB-Middle	B2	18.36	18.8	0.198	0.22	0.111	0.12	0.02

Note: The LTE mode is QPSK\_10MHz.

**Table 14.1-43: SAR Values (LTE Band26–Body)**

Frequency Band	Channel Number	Frequency (MHz)	Mode	Figure No./Note	EUT Measured Power (dBm)	Tune up (dBm)	Measured SAR 1g (W/kg)	Calculated SAR 1g (W/kg)	Measured SAR 10g (W/kg)	Calculated SAR 10g (W/kg)	Power Drift
LTE Band26	26965	841.5	1RB-Middle Front	/	24.02	24.3	0.285	0.30	0.188	0.20	0.09
LTE Band26	26965	841.5	1RB-Middle Rear	/	24.02	24.3	0.468	0.50	0.304	0.32	-0.08
LTE Band26	26965	841.5	1RB-Middle Left Edge	Fig.42	24.02	24.3	0.484	0.52	0.303	0.32	-0.07
LTE Band26	26965	841.5	36RB-Low Front	/	22.98	23.3	0.223	0.24	0.148	0.16	-0.07
LTE Band26	26965	841.5	36RB-Low Rear	/	22.98	23.3	0.372	0.40	0.241	0.26	-0.03
LTE Band26	26965	841.5	36RB-Low Left Edge	/	22.98	23.3	0.372	0.40	0.232	0.25	0.03
LTE Band26	26965	841.5	1RB-Middle Left Edge	B2	24.02	24.3	0.47	0.50	0.284	0.30	0.05

Note: The LTE mode is QPSK\_15MHz.

Note: The distance between the EUT and the phantom bottom is 15mm.

**Table 14.1-44: SAR Values (LTE Band26–Body)**

Frequency Band	Channel Number	Frequency (MHz)	Mode	Figure No./Note	EUT Measured Power (dBm)	Tune up (dBm)	Measured SAR 1g (W/kg)	Calculated SAR 1g (W/kg)	Measured SAR 10g (W/kg)	Calculated SAR 10g (W/kg)	Power Drift
LTE Band26	26965	841.5	1RB-Low Front	/	19.43	19.8	0.16	0.17	0.101	0.11	-0.08
LTE Band26	26965	841.5	1RB-Low Rear	/	19.43	19.8	0.27	0.29	0.163	0.18	0.02
LTE Band26	26965	841.5	1RB-Low Left Edge	/	19.43	19.8	0.3	0.33	0.172	0.19	0.10
LTE Band26	26965	841.5	36RB-Middle Front	/	19.42	19.8	0.166	0.18	0.105	0.11	-0.06
LTE Band26	26965	841.5	36RB-Middle Rear	/	19.42	19.8	0.281	0.31	0.169	0.18	-0.11
LTE Band26	26965	841.5	36RB-Middle Left Edge	Fig.43	19.42	19.8	0.314	0.34	0.183	0.20	-0.02
LTE Band26	26965	841.5	36RB-Middle Left Edge	B2	19.42	19.8	0.298	0.33	0.174	0.19	0.01

Note: The LTE mode is QPSK\_10MHz.

Note: The distance between the EUT and the phantom bottom is 15mm.

**Table 14.1-45: SAR Values (LTE Band41 (PC3)–Head)**

Test Position	Phantom position L/R/F	Frequency Band	Channel Number	Frequency (MHz)	Mode	Figure No./Note	EUT Measured Power (dBm)	Tune up (dBm)	Measured SAR 1g (W/kg)	Calculated SAR 1g (W/kg)	Measured SAR 10g (W/kg)	Calculated SAR 10g (W/kg)	Power Drift
Cheek	Left	LTE Band41	39750	2506	1RB-High	/	18.20	18.8	0.211	0.24	0.124	0.14	-0.10
Tilt	Left	LTE Band41	39750	2506	1RB-High	/	18.20	18.8	0.215	0.25	0.113	0.13	-0.09
Cheek	Right	LTE Band41	39750	2506	1RB-High	/	18.20	18.8	0.487	0.56	0.277	0.32	0.10
Tilt	Right	LTE Band41	39750	2506	1RB-High	/	18.20	18.8	0.574	0.66	0.259	0.30	-0.08
Cheek	Left	LTE Band41	39750	2506	50RB-Middle	/	18.18	18.8	0.219	0.25	0.129	0.15	0.12
Tilt	Left	LTE Band41	39750	2506	50RB-Middle	/	18.18	18.8	0.223	0.26	0.118	0.14	0.01
Cheek	Right	LTE Band41	39750	2506	50RB-Middle	/	18.18	18.8	0.502	0.58	0.284	0.33	0.11
Tilt	Right	LTE Band41	39750	2506	50RB-Middle	Fig.47	18.18	18.8	0.643	0.74	0.276	0.32	-0.08
Tilt	Right	LTE Band41	39750	2506	50RB-Middle	B2	18.18	18.8	0.616	0.71	0.258	0.30	0.04

Note: The LTE mode is QPSK\_20MHz.

**Table 14.1-46: SAR Values (LTE Band41 (PC3)–Body)**

Frequency Band	Channel Number	Frequency (MHz)	Mode	Figure No./Note	EUT Measured Power (dBm)	Tune up (dBm)	Measured SAR 1g (W/kg)	Calculated SAR 1g (W/kg)	Measured SAR 10g (W/kg)	Calculated SAR 10g (W/kg)	Power Drift
LTE Band41	39750	2506	1RB-Middle Front	/	23.08	23.8	0.147	0.17	0.089	0.10	-0.07
LTE Band41	39750	2506	1RB-Middle Rear	/	23.08	23.8	0.182	0.21	0.103	0.12	0.02
LTE Band41	39750	2506	1RB-Middle Left Edge	Fig.48	23.08	23.8	0.294	0.35	0.162	0.19	-0.05
LTE Band41	39750	2506	1RB-Middle Top Edge	/	23.08	23.8	0.162	0.19	0.083	0.10	-0.12
LTE Band41	39750	2506	50RB-Middle Front	/	22.13	22.8	0.121	0.14	0.073	0.09	-0.06
LTE Band41	39750	2506	50RB-Middle Rear	/	22.13	22.8	0.101	0.12	0.049	0.06	0.11
LTE Band41	39750	2506	50RB-Middle Left Edge	/	22.13	22.8	0.252	0.29	0.139	0.16	-0.05
LTE Band41	39750	2506	50RB-Middle Top Edge	/	22.13	22.8	0.122	0.14	0.065	0.08	0.02
LTE Band41	39750	2506	1RB-Middle Left Edge	B2	23.08	23.8	0.274	0.32	0.15	0.18	0.07

Note: The LTE mode is QPSK\_20MHz.

Note: The distance between the EUT and the phantom bottom is 15mm.

**Table 14.1-47: SAR Values (LTE Band41 (PC2)–Head)**

Test Position	Phantom position L/R/F	Frequency Band	Channel Number	Frequency (MHz)	Mode	Figure No./Note	EUT Measured Power (dBm)	Tune up (dBm)	Measured SAR 1g (W/kg)	Calculated SAR 1g (W/kg)	Measured SAR 10g (W/kg)	Calculated SAR 10g (W/kg)	Power Drift
Cheek	Left	LTE Band41	39750	2506	1RB-High	/	20.40	20.8	0.197	0.22	0.103	0.11	0.02
Tilt	Left	LTE Band41	39750	2506	1RB-High	/	20.40	20.8	0.2	0.22	0.09	0.10	-0.12
Cheek	Right	LTE Band41	39750	2506	1RB-High	/	20.40	20.8	0.672	0.74	0.313	0.34	0.11
Tilt	Right	LTE Band41	39750	2506	1RB-High	/	20.40	20.8	0.676	0.74	0.292	0.32	0.11
Cheek	Left	LTE Band41	39750	2506	50RB-Middle	/	20.39	20.8	0.202	0.22	0.104	0.11	0.08
Tilt	Left	LTE Band41	39750	2506	50RB-Middle	/	20.39	20.8	0.198	0.22	0.09	0.10	-0.09
Cheek	Right	LTE Band41	39750	2506	50RB-Middle	/	20.39	20.8	0.678	0.74	0.29	0.32	-0.05
Tilt	Right	LTE Band41	39750	2506	50RB-Middle	Fig.49	20.39	20.8	0.687	0.75	0.297	0.33	-0.03
Tilt	Right	LTE Band41	39750	2506	50RB-Middle	B2	20.39	20.8	0.665	0.73	0.274	0.30	0.01

Note: The LTE mode is QPSK\_20MHz.

**Table 14.1-48: SAR Values (LTE Band41 (PC2)–Body)**

Frequency Band	Channel Number	Frequency (MHz)	Mode	Figure No./Note	EUT Measured Power (dBm)	Tune up (dBm)	Measured SAR 1g (W/kg)	Calculated SAR 1g (W/kg)	Measured SAR 10g (W/kg)	Calculated SAR 10g (W/kg)	Power Drift
LTE Band41	39750	2506	1RB-High Front	/	26.14	26.8	0.215	0.25	0.126	0.15	-0.07
LTE Band41	39750	2506	1RB-High Rear	/	26.14	26.8	0.241	0.28	0.14	0.16	-0.06
LTE Band41	39750	2506	1RB-High Left Edge	Fig.50	26.14	26.8	0.384	0.45	0.212	0.25	-0.04
LTE Band41	39750	2506	1RB-High Top Edge	/	26.14	26.8	0.232	0.27	0.121	0.14	-0.03
LTE Band41	39750	2506	50RB-Middle Front	/	25.14	25.8	0.187	0.22	0.11	0.13	0.10
LTE Band41	39750	2506	50RB-Middle Rear	/	25.14	25.8	0.209	0.24	0.122	0.14	-0.06
LTE Band41	39750	2506	50RB-Middle Left Edge	/	25.14	25.8	0.331	0.39	0.183	0.21	0.03
LTE Band41	39750	2506	50RB-Middle Top Edge	/	25.14	25.8	0.206	0.24	0.106	0.12	0.06
LTE Band41	39750	2506	1RB-High Left Edge	B2	26.14	26.8	0.335	0.39	0.187	0.22	0.05

Note: The LTE mode is QPSK\_20MHz.

Note: The distance between the EUT and the phantom bottom is 15mm.



**Table 14.1-49: SAR Values (LTE Band41 (PC2)–Body)**

Frequency Band	Channel Number	Frequency (MHz)	Mode	Figure No./Note	EUT Measured Power (dBm)	Tune up (dBm)	Measured SAR 1g (W/kg)	Calculated SAR 1g (W/kg)	Measured SAR 10g (W/kg)	Calculated SAR 10g (W/kg)	Power Drift
LTE Band41	39750	2506	1RB-Low Front	/	24.25	24.3	0.482	<b>0.49</b>	0.28	<b>0.28</b>	-0.02
LTE Band41	39750	2506	1RB-Low Rear	/	24.25	24.3	0.547	<b>0.55</b>	0.309	<b>0.31</b>	0.03
LTE Band41	39750	2506	1RB-Low Left Edge	Fig.51	24.25	24.3	0.772	<b>0.78</b>	0.401	<b>0.41</b>	0.17
LTE Band41	39750	2506	1RB-Low Top Edge	/	24.25	24.3	0.587	<b>0.59</b>	0.271	<b>0.27</b>	-0.05
LTE Band41	39750	2506	5ORB-Middle Front	/	23.87	24.3	0.408	<b>0.45</b>	0.238	<b>0.26</b>	0.03
LTE Band41	39750	2506	5ORB-Middle Rear	/	23.87	24.3	0.464	<b>0.51</b>	0.263	<b>0.29</b>	-0.01
LTE Band41	39750	2506	5ORB-Middle Left Edge	/	23.87	24.3	0.679	<b>0.75</b>	0.357	<b>0.39</b>	-0.10
LTE Band41	39750	2506	5ORB-Middle Top Edge	/	23.87	24.3	0.492	<b>0.54</b>	0.228	<b>0.25</b>	-0.08
LTE Band41	39750	2506	1RB-Low Left Edge	/	24.25	24.3	0.741	<b>0.75</b>	0.381	<b>0.39</b>	0.01
LTE Band41	39750	2506	1RB-Low Left Edge 0mm	B2	24.25	24.3	2.65	<b>2.68</b>	1.06	<b>1.07</b>	0.05

Note: The LTE mode is QPSK\_20MHz.

Note: The distance between the EUT and the phantom bottom is 10mm.

**Table 14.1-50: SAR Values (LTE Band48–Head)**

Test Position	Phantom position L/R/F	Frequency Band	Channel Number	Frequency (MHz)	Mode	Figure No./Note	EUT Measured Power (dBm)	Tune up (dBm)	Measured SAR 1g (W/kg)	Calculated SAR 1g (W/kg)	Measured SAR 10g (W/kg)	Calculated SAR 10g (W/kg)	Power Drift
Cheek	Left	LTE Band48	55990	3625	1RB-High	/	14.81	15.3	0.248	<b>0.28</b>	0.097	<b>0.11</b>	-0.05
Tilt	Left	LTE Band48	55990	3625	1RB-High	/	14.81	15.3	0.221	<b>0.25</b>	0.092	<b>0.10</b>	0.03
Cheek	Right	LTE Band48	55990	3625	1RB-High	Fig.52	14.81	15.3	0.7	<b>0.78</b>	0.261	<b>0.29</b>	-0.04
Tilt	Right	LTE Band48	55990	3625	1RB-High	/	14.81	15.3	0.551	<b>0.62</b>	0.188	<b>0.21</b>	0.02
Cheek	Left	LTE Band48	55990	3625	5ORB-High	/	14.80	15.3	0.21	<b>0.24</b>	0.079	<b>0.09</b>	-0.05
Tilt	Left	LTE Band48	55990	3625	5ORB-High	/	14.80	15.3	0.193	<b>0.22</b>	0.076	<b>0.09</b>	0.10
Cheek	Right	LTE Band48	55990	3625	5ORB-High	/	14.80	15.3	0.68	<b>0.76</b>	0.23	<b>0.26</b>	0.04
Tilt	Right	LTE Band48	55990	3625	5ORB-High	/	14.80	15.3	0.523	<b>0.59</b>	0.169	<b>0.19</b>	0.12
Cheek	Right	LTE Band48	55990	3625	1RB-High	B2	14.81	15.3	0.687	<b>0.77</b>	0.241	<b>0.27</b>	0.04

Note: The LTE mode is QPSK\_20MHz.

**Table 14.1-51: SAR Values (LTE Band48–Body)**

Frequency Band	Channel Number	Frequency (MHz)	Mode	Figure No./Note	EUT Measured Power (dBm)	Tune up (dBm)	Measured SAR 1g (W/kg)	Calculated SAR 1g (W/kg)	Measured SAR 10g (W/kg)	Calculated SAR 10g (W/kg)	Power Drift
LTE Band48	55990	3625	1RB-High Front	Fig.53	24.25	24.3	0.239	<b>0.24</b>	0.11	<b>0.11</b>	0.11
LTE Band48	55990	3625	1RB-High Rear	/	24.25	24.3	0.195	<b>0.20</b>	0.094	<b>0.10</b>	0.12
LTE Band48	55990	3625	1RB-High Left Edge	/	24.25	24.3	0.159	<b>0.16</b>	0.079	<b>0.08</b>	0.08
LTE Band48	55990	3625	1RB-High Top Edge	/	24.25	24.3	0.124	<b>0.13</b>	0.067	<b>0.07</b>	-0.08
LTE Band48	55990	3625	5ORB-High Front	/	22.34	24.3	0.122	<b>0.19</b>	0.051	<b>0.08</b>	-0.12
LTE Band48	55990	3625	5ORB-High Rear	/	22.34	24.3	0.12	<b>0.19</b>	0.044	<b>0.07</b>	0.05
LTE Band48	55990	3625	5ORB-High Left Edge	/	22.34	24.3	0.125	<b>0.20</b>	0.062	<b>0.10</b>	0.04
LTE Band48	55990	3625	5ORB-High Top Edge	/	22.34	24.3	0.101	<b>0.16</b>	0.055	<b>0.09</b>	-0.10
LTE Band48	55990	3625	1RB-High Rear	B2	24.25	24.3	0.18	<b>0.18</b>	0.094	<b>0.08</b>	0.06

Note: The LTE mode is QPSK\_20MHz.

Note: The distance between the EUT and the phantom bottom is 15mm.

**Table 14.1-52: SAR Values (LTE Band48–Body)**

Frequency Band	Channel Number	Frequency (MHz)	Mode	Figure No./Note	EUT Measured Power (dBm)	Tune up (dBm)	Measured SAR 1g (W/kg)	Calculated SAR 1g (W/kg)	Measured SAR 10g (W/kg)	Calculated SAR 10g (W/kg)	Power Drift
LTE Band48	55990	3625	1RB-Middle Front	/	22.70	22.8	0.258	<b>0.26</b>	0.112	<b>0.11</b>	-0.07
LTE Band48	55990	3625	1RB-Middle Rear	/	22.70	22.8	0.178	<b>0.18</b>	0.08	<b>0.08</b>	0.12
LTE Band48	55990	3625	1RB-Middle Left Edge	/	22.70	22.8	0.114	<b>0.12</b>	0.058	<b>0.06</b>	-0.01
LTE Band48	55990	3625	1RB-Middle Top Edge	Fig.54	22.70	22.8	0.33	<b>0.34</b>	0.167	<b>0.17</b>	0.03
LTE Band48	55990	3625	5ORB-High Front	/	22.44	22.8	0.258	<b>0.28</b>	0.114	<b>0.12</b>	0.03
LTE Band48	55990	3625	5ORB-High Rear	/	22.44	22.8	0.178	<b>0.19</b>	0.08	<b>0.09</b>	-0.11
LTE Band48	55990	3625	5ORB-High Left Edge	/	22.44	22.8	0.108	<b>0.12</b>	0.056	<b>0.06</b>	0.10
LTE Band48	55990	3625	5ORB-High Top Edge	/	22.44	22.8	0.264	<b>0.29</b>	0.136	<b>0.15</b>	0.05
LTE Band48	55990	3625	1RB-Middle Top Edge	B2	22.70	22.8	0.302	<b>0.31</b>	0.145	<b>0.15</b>	0.01

Note: The LTE mode is QPSK\_20MHz.

Note: The distance between the EUT and the phantom bottom is 10mm.

**Table 14.1-53: SAR Values (LTE Band66–Head)**

Test Position	Phantom position L/R/F	Frequency Band	Channel Number	Frequency (MHz)	Mode	Figure No./Note	EUT Measured Power (dBm)	Tune up (dBm)	Measured SAR 1g (W/kg)	Calculated SAR 1g (W/kg)	Measured SAR 10g (W/kg)	Calculated SAR 10g (W/kg)	Power Drift
Cheek	Left	LTE Band66	132322	1745	1RB-Middle	/	15.47	15.6	0.193	<b>0.20</b>	0.096	<b>0.10</b>	-0.05
Tilt	Left	LTE Band66	132322	1745	1RB-Middle	/	15.47	15.6	0.196	<b>0.20</b>	0.103	<b>0.11</b>	0.10
Cheek	Right	LTE Band66	132322	1745	1RB-Middle	/	15.47	15.6	0.466	<b>0.48</b>	0.221	<b>0.23</b>	-0.12
Tilt	Right	LTE Band66	132322	1745	1RB-Middle	Fig.55	15.47	15.6	0.478	<b>0.49</b>	0.221	<b>0.23</b>	0.17
Cheek	Left	LTE Band66	132072	1720	50RB-Middle	/	15.46	15.6	0.162	<b>0.17</b>	0.091	<b>0.09</b>	0.02
Tilt	Left	LTE Band66	132072	1720	50RB-Middle	/	15.46	15.6	0.199	<b>0.21</b>	0.111	<b>0.11</b>	0.11
Cheek	Right	LTE Band66	132072	1720	50RB-Middle	/	15.46	15.6	0.389	<b>0.40</b>	0.196	<b>0.20</b>	-0.02
Tilt	Right	LTE Band66	132072	1720	50RB-Middle	/	15.46	15.6	0.319	<b>0.33</b>	0.167	<b>0.17</b>	-0.09
Tilt	Right	LTE Band66	132322	1745	1RB-Middle	B2	15.47	15.6	0.458	<b>0.47</b>	0.201	<b>0.21</b>	0.10

**Table 14.1-54: SAR Values (LTE Band66–Body)**

Frequency Band	Channel Number	Frequency (MHz)	Mode	Figure No./Note	EUT Measured Power (dBm)	Tune up (dBm)	Measured SAR 1g (W/kg)	Calculated SAR 1g (W/kg)	Measured SAR 10g (W/kg)	Calculated SAR 10g (W/kg)	Power Drift
LTE Band66	132572	1770	1RB-Low Front	/	23.37	24.1	0.338	<b>0.40</b>	0.185	<b>0.22</b>	0.04
LTE Band66	132572	1770	1RB-Low Rear	/	23.37	24.1	0.381	<b>0.45</b>	0.223	<b>0.26</b>	0.09
LTE Band66	132572	1770	1RB-Low Left Edge	/	23.37	24.1	0.342	<b>0.40</b>	0.217	<b>0.26</b>	-0.12
LTE Band66	132572	1770	1RB-Low Top Edge	Fig.56	23.37	24.1	0.478	<b>0.57</b>	0.266	<b>0.31</b>	-0.10
LTE Band66	132072	1720	50RB-Middle Front	/	22.92	23.1	0.245	<b>0.26</b>	0.135	<b>0.14</b>	-0.11
LTE Band66	132072	1720	50RB-Middle Rear	/	22.92	23.1	0.285	<b>0.30</b>	0.165	<b>0.17</b>	-0.04
LTE Band66	132072	1720	50RB-Middle Left Edge	/	22.92	23.1	0.272	<b>0.28</b>	0.173	<b>0.18</b>	-0.04
LTE Band66	132072	1720	50RB-Middle Top Edge	/	22.92	23.1	0.385	<b>0.40</b>	0.214	<b>0.22</b>	-0.02
LTE Band66	132572	1770	1RB-Low Top Edge	B2	23.37	24.1	0.45	<b>0.53</b>	0.249	<b>0.29</b>	0.05

Note: The LTE mode is QPSK\_20MHz.

Note: The distance between the EUT and the phantom bottom is 15mm.

**Table 14.1-55: SAR Values (LTE Band66–Body)**

Frequency Band	Channel Number	Frequency (MHz)	Mode	Figure No./Note	EUT Measured Power (dBm)	Tune up (dBm)	Measured SAR 1g (W/kg)	Calculated SAR 1g (W/kg)	Measured SAR 10g (W/kg)	Calculated SAR 10g (W/kg)	Power Drift
LTE Band66	132072	1720	1RB-Middle Front	/	19.33	19.6	0.319	<b>0.34</b>	0.171	<b>0.18</b>	0.05
LTE Band66	132072	1720	1RB-Middle Rear	/	19.33	19.6	0.395	<b>0.42</b>	0.201	<b>0.21</b>	0.07
LTE Band66	132072	1720	1RB-Middle Left Edge	/	19.33	19.6	0.298	<b>0.32</b>	0.176	<b>0.19</b>	-0.10
LTE Band66	132072	1720	1RB-Middle Top Edge	/	19.33	19.6	0.498	<b>0.53</b>	0.252	<b>0.27</b>	-0.02
LTE Band66	132072	1720	50RB-Middle Front	/	19.53	19.6	0.334	<b>0.34</b>	0.178	<b>0.18</b>	-0.03
LTE Band66	132072	1720	50RB-Middle Rear	/	19.53	19.6	0.412	<b>0.42</b>	0.209	<b>0.21</b>	0.05
LTE Band66	132072	1720	50RB-Middle Left Edge	/	19.53	19.6	0.311	<b>0.32</b>	0.183	<b>0.19</b>	0.11
LTE Band66	132072	1720	50RB-Middle Top Edge	Fig.57	19.53	19.6	0.535	<b>0.54</b>	0.265	<b>0.27</b>	-0.15
LTE Band66	132072	1720	50RB-Middle Top Edge	/	19.53	19.6	0.505	<b>0.51</b>	0.254	<b>0.26</b>	0.04
LTE Band66	132072	1720	50RB-Middle Top Edge Omm	B2	19.53	19.6	2.14	<b>2.17</b>	0.771	<b>0.78</b>	0.09

Note: The LTE mode is QPSK\_20MHz.

Note: The distance between the EUT and the phantom bottom is 10mm.

**Table 14.1-56: SAR Values (LTE Band71–Head)**

Test Position	Phantom position L/R/F	Frequency Band	Channel Number	Frequency (MHz)	Mode	Figure No./Note	EUT Measured Power (dBm)	Tune up (dBm)	Measured SAR 1g (W/kg)	Calculated SAR 1g (W/kg)	Measured SAR 10g (W/kg)	Calculated SAR 10g (W/kg)	Power Drift
Cheek	Left	LTE Band71	133322	683	1RB-High	Fig.58	21.85	22.9	0.541	<b>0.69</b>	0.307	<b>0.39</b>	-0.01
Tilt	Left	LTE Band71	133322	683	1RB-High	/	21.85	22.9	0.104	<b>0.13</b>	0.075	<b>0.10</b>	0.10
Cheek	Right	LTE Band71	133322	683	1RB-High	/	21.85	22.9	0.415	<b>0.53</b>	0.239	<b>0.30</b>	0.04
Tilt	Right	LTE Band71	133322	683	1RB-High	/	21.85	22.9	0.084	<b>0.11</b>	0.057	<b>0.07</b>	-0.12
Cheek	Left	LTE Band71	133222	673	50RB-Middle	/	21.85	22.9	0.484	<b>0.62</b>	0.269	<b>0.34</b>	-0.08
Tilt	Left	LTE Band71	133222	673	50RB-Middle	/	21.85	22.9	0.088	<b>0.11</b>	0.066	<b>0.08</b>	-0.11
Cheek	Right	LTE Band71	133222	673	50RB-Middle	/	21.85	22.9	0.406	<b>0.52</b>	0.242	<b>0.31</b>	-0.11
Tilt	Right	LTE Band71	133222	673	50RB-Middle	/	21.85	22.9	0.067	<b>0.09</b>	0.045	<b>0.06</b>	0.04
Cheek	Left	LTE Band71	133322	683	1RB-High	B2	21.85	22.9	0.515	<b>0.66</b>	0.284	<b>0.36</b>	0.01

Note: The LTE mode is QPSK\_20MHz.

**Table 14.1-57: SAR Values (LTE Band71–Body)**

Frequency Band	Channel Number	Frequency (MHz)	Mode	Figure No./Note	EUT Measured Power (dBm)	Tune up (dBm)	Measured SAR 1g (W/kg)	Calculated SAR 1g (W/kg)	Measured SAR 10g (W/kg)	Calculated SAR 10g (W/kg)	Power Drift
LTE Band71	133222	673	1RB-High Front	/	23.45	24.4	0.159	<b>0.20</b>	0.111	<b>0.14</b>	-0.07
LTE Band71	133222	673	1RB-High Rear	/	23.45	24.4	0.248	<b>0.31</b>	0.171	<b>0.21</b>	-0.03
LTE Band71	133222	673	1RB-High Left Edge	/	23.45	24.4	0.369	<b>0.46</b>	0.247	<b>0.31</b>	0.00
LTE Band71	133322	683	5ORB-High Front	/	22.28	23.4	0.183	<b>0.24</b>	0.129	<b>0.17</b>	-0.05
LTE Band71	133322	683	5ORB-High Rear	/	22.28	23.4	0.286	<b>0.37</b>	0.195	<b>0.25</b>	0.03
LTE Band71	133322	683	5ORB-High Left Edge	Fig.59	22.28	23.4	0.387	<b>0.50</b>	0.253	<b>0.33</b>	0.01
LTE Band71	133322	683	5ORB-High Left Edge	B2	22.28	23.4	0.359	<b>0.47</b>	0.225	<b>0.29</b>	0.05

Note: The LTE mode is QPSK\_20MHz.

Note: The distance between the EUT and the phantom bottom is 15mm.

**Table 14.1-58: SAR Values (LTE Band71–Body)**

Frequency Band	Channel Number	Frequency (MHz)	Mode	Figure No./Note	EUT Measured Power (dBm)	Tune up (dBm)	Measured SAR 1g (W/kg)	Calculated SAR 1g (W/kg)	Measured SAR 10g (W/kg)	Calculated SAR 10g (W/kg)	Power Drift
LTE Band71	133222	673	1RB-High Front	/	18.89	20.4	0.177	<b>0.25</b>	0.115	<b>0.16</b>	-0.02
LTE Band71	133222	673	1RB-High Rear	/	18.89	20.4	0.261	<b>0.37</b>	0.168	<b>0.24</b>	0.12
LTE Band71	133222	673	1RB-High Left Edge	Fig.60	18.89	20.4	0.289	<b>0.41</b>	0.177	<b>0.25</b>	0.06
LTE Band71	133222	673	5ORB-Middle Front	/	18.80	20.4	0.162	<b>0.23</b>	0.106	<b>0.15</b>	-0.07
LTE Band71	133222	673	5ORB-Middle Rear	/	18.80	20.4	0.241	<b>0.35</b>	0.154	<b>0.22</b>	-0.09
LTE Band71	133222	673	5ORB-Middle Left Edge	/	18.80	20.4	0.277	<b>0.40</b>	0.17	<b>0.25</b>	-0.04
LTE Band71	133222	673	1RB-High Left Edge	B2	18.89	20.4	0.27	<b>0.38</b>	0.169	<b>0.24</b>	0.04

Note: The LTE mode is QPSK\_20MHz.

Note: The distance between the EUT and the phantom bottom is 10mm.

## 14.2 SAR results for Fast SAR LAT

**Table 14.2-1: SAR Values (GSM850–Head)**

Test Position	Phantom position Left/Right/F	Frequency Band	Channel Number	Frequency (MHz)	Figure No./Note	EUT Measured Power (dBm)	Tune up (dBm)	Measured SAR 1g (W/kg)	Calculated SAR 1g (W/kg)	Measured SAR 10g (W/kg)	Calculated SAR 10g (W/kg)	Power Drift
Cheek	Leftleft	GSM850	251	848.8	Fig.63	29.96	30.3	0.186	<b>0.20</b>	0.141	<b>0.15</b>	-0.08
Cheek	Leftleft	GSM850	190	836.6	/	29.93	30.3	0.141	<b>0.15</b>	0.106	<b>0.12</b>	-0.10
Cheek	Leftleft	GSM850	128	824.2	/	29.55	30.3	0.155	<b>0.18</b>	0.124	<b>0.15</b>	0.05
Tilt	Leftleft	GSM850	190	836.6	/	29.93	30.3	0.059	<b>0.06</b>	0.048	<b>0.05</b>	0.02
Cheek	Rightright	GSM850	190	836.6	/	29.93	30.3	0.109	<b>0.12</b>	0.092	<b>0.10</b>	-0.06
Tilt	Rightright	GSM850	190	836.6	/	29.93	30.3	0.065	<b>0.07</b>	0.053	<b>0.06</b>	0.01
Cheek	Leftleft	GSM850	251	848.8	B2	29.96	30.3	0.17	<b>0.18</b>	0.125	<b>0.14</b>	0.07

**Table 14.2-2: SAR Values (GSM850–Body)**

Frequency Band	Channel Number	Frequency (MHz)	Mode	Figure No./Note	EUT Measured Power (dBm)	Tune up (dBm)	Measured SAR 1g (W/kg)	Calculated SAR 1g (W/kg)	Measured SAR 10g (W/kg)	Calculated SAR 10g (W/kg)	Power Drift
GSM850	190	836.6	Front GPRS 3TX	/	29.93	30.3	0.104	<b>0.11</b>	0.077	<b>0.08</b>	0.00
GSM850	251	848.8	Rear GPRS 3TX	Fig.64	29.96	30.3	0.172	<b>0.19</b>	0.13	<b>0.14</b>	-0.01
GSM850	190	836.6	Rear GPRS 3TX	/	29.93	30.3	0.134	<b>0.15</b>	0.101	<b>0.11</b>	0.04
GSM850	128	824.2	Rear GPRS 3TX	/	29.55	30.3	0.142	<b>0.17</b>	0.117	<b>0.14</b>	0.03
GSM850	190	836.6	Right Edge GPRS 3TX	/	29.93	30.3	0.086	<b>0.09</b>	0.065	<b>0.07</b>	0.01
GSM850	190	836.6	Bottom Edge GPRS 3TX	/	29.93	30.3	0.123	<b>0.13</b>	0.08	<b>0.09</b>	0.07
GSM850	251	848.8	Rear EGPRS 3TX	/	29.96	30.3	0.16	<b>0.17</b>	0.129	<b>0.14</b>	0.10
GSM850	251	848.8	Rear GPRS 3TX	B2	29.96	30.3	0.158	<b>0.17</b>	0.105	<b>0.11</b>	0.06

Note: The distance between the EUT and the phantom bottom is 10mm.

©Copyright. All rights reserved by CTTL.

Page 211 of 610

**Table 14.2-3: SAR Values (GSM1900–Head)**

Test Position	Phantom position L/R/F	Frequency Band	Channel Number	Frequency (MHz)	Figure No./Note	EUT Measured Power (dBm)	Tune up (dBm)	Measured SAR 1g (W/kg)	Calculated SAR 1g (W/kg)	Measured SAR 10g (W/kg)	Calculated SAR 10g (W/kg)	Power Drift
Cheek	Left	GSM1900	661	1880	/	27.63	27.8	0.115	<b>0.12</b>	0.078	<b>0.08</b>	0.12
Tilt	Left	GSM1900	661	1880	/	27.63	27.8	0.112	<b>0.12</b>	0.066	<b>0.07</b>	-0.08
Cheek	Right	GSM1900	810	1909.8	Fig.65	27.57	27.8	0.186	<b>0.20</b>	0.118	<b>0.12</b>	-0.08
Cheek	Right	GSM1900	661	1880	/	27.63	27.8	0.143	<b>0.15</b>	0.092	<b>0.10</b>	0.04
Cheek	Right	GSM1900	512	1850.2	/	27.57	27.8	0.174	<b>0.18</b>	0.11	<b>0.12</b>	-0.07
Tilt	Right	GSM1900	661	1880	/	27.63	27.8	0.118	<b>0.12</b>	0.068	<b>0.07</b>	0.12
Cheek	Right	GSM1900	810	1909.8	B2	27.57	27.8	0.170	<b>0.18</b>	0.105	<b>0.11</b>	0.07

**Table 14.2-4: SAR Values (GSM1900–Body)**

Frequency Band	Channel Number	Frequency (MHz)	Mode	Figure No./Note	EUT Measured Power (dBm)	Tune up (dBm)	Measured SAR 1g (W/kg)	Calculated SAR 1g (W/kg)	Measured SAR 10g (W/kg)	Calculated SAR 10g (W/kg)	Power Drift
GSM1900	661	1880	Front GPRS 3TX	/	27.63	27.8	0.179	<b>0.19</b>	0.114	<b>0.12</b>	-0.03
GSM1900	661	1880	Rear GPRS 3TX	/	27.63	27.8	0.244	<b>0.25</b>	0.15	<b>0.16</b>	-0.11
GSM1900	661	1880	Left Edge GPRS 3TX	/	27.63	27.8	0.071	<b>0.07</b>	0.04	<b>0.04</b>	-0.12
GSM1900	810	1909.8	Bottom Edge GPRS 3TX	/	27.57	27.8	0.346	<b>0.37</b>	0.209	<b>0.22</b>	-0.09
GSM1900	661	1880	Bottom Edge GPRS 3TX	/	27.63	27.8	0.41	<b>0.43</b>	0.245	<b>0.25</b>	0.04
GSM1900	512	1850.2	Bottom Edge GPRS 3TX	/	27.57	27.8	0.352	<b>0.37</b>	0.212	<b>0.22</b>	0.01
GSM1900	810	1909.8	Bottom Edge EGPRS 3TX	/	27.58	27.8	0.364	<b>0.38</b>	0.218	<b>0.23</b>	-0.02
GSM1900	661	1880	Bottom Edge EGPRS 3TX	/	27.63	27.8	0.39	<b>0.41</b>	0.235	<b>0.24</b>	0.01
GSM1900	512	1850.2	Bottom Edge EGPRS 3TX	Fig.66	27.55	27.8	0.47	<b>0.50</b>	0.282	<b>0.30</b>	-0.01
GSM1900	512	1850.2	Bottom Edge EGPRS 3TX	B2	27.55	27.8	0.04	<b>0.04</b>	0.218	<b>0.23</b>	0.08

Note: The distance between the EUT and the phantom bottom is 15mm.

**Table 14.2-5: SAR Values (GSM1900–Body)**

Frequency Band	Channel Number	Frequency (MHz)	Mode	Figure No./Note	EUT Measured Power (dBm)	Tune up (dBm)	Measured SAR 1g (W/kg)	Calculated SAR 1g (W/kg)	Measured SAR 10g (W/kg)	Calculated SAR 10g (W/kg)	Power Drift
GSM1900	661	1880	Front GPRS 3TX	/	26.72	27.1	0.353	<b>0.39</b>	0.205	<b>0.22</b>	0.08
GSM1900	661	1880	Rear GPRS 3TX	/	26.72	27.1	0.443	<b>0.48</b>	0.249	<b>0.27</b>	0.05
GSM1900	661	1880	Left Edge GPRS 3TX	/	26.72	27.1	0.159	<b>0.17</b>	0.086	<b>0.09</b>	0.04
GSM1900	810	1909.8	Bottom Edge GPRS 3TX	/	26.85	27.1	0.546	<b>0.58</b>	0.308	<b>0.33</b>	0.04
GSM1900	661	1880	Bottom Edge GPRS 3TX	Fig.67	26.72	27.1	0.639	<b>0.70</b>	0.365	<b>0.40</b>	0.00
GSM1900	512	1850.2	Bottom Edge GPRS 3TX	/	26.40	27.1	0.495	<b>0.58</b>	0.284	<b>0.33</b>	0.06
GSM1900	661	1880	Bottom Edge EGPRS 3TX	/	26.72	27.1	0.63	<b>0.69</b>	0.356	<b>0.39</b>	0.02
GSM1900	661	1880	Bottom Edge GPRS 3TX	0mm	26.72	27.1	3.05	<b>3.33</b>	1.37	<b>1.50</b>	0.06
GSM1900	661	1880	Bottom Edge GPRS 3TX	B2	26.72	27.1	0.629	<b>0.69</b>	0.385	<b>0.42</b>	0.07

Note: The distance between the EUT and the phantom bottom is 10mm.

**Table 14.2-6: SAR Values (WCDMA1900–Head)**

Test Position	Phantom position Left/Right/F	Frequency Band	Channel Number	Frequency (MHz)	Figure No./Note	EUT Measured Power (dBm)	Tune up (dBm)	Measured SAR 1g (W/kg)	Calculated SAR 1g (W/kg)	Measured SAR 10g (W/kg)	Calculated SAR 10g (W/kg)	Power Drift
Cheek	Left	WCDMA1900	9400	1880	/	24.36	<b>24.6</b>	0.175	<b>0.18</b>	0.118	<b>0.12</b>	0.12
Tilt	Left	WCDMA1900	9400	1880	/	24.36	<b>24.6</b>	0.147	<b>0.16</b>	0.092	<b>0.10</b>	-0.01
Cheek	Right	WCDMA1900	9538	1907.6	/	24.26	<b>24.6</b>	0.226	<b>0.24</b>	0.149	<b>0.16</b>	-0.04
Cheek	Right	WCDMA1900	9400	1880	/	24.36	<b>24.6</b>	0.21	<b>0.22</b>	0.149	<b>0.16</b>	-0.01
Cheek	Right	WCDMA1900	9262	1852.4	Fig.68	24.44	<b>24.6</b>	0.242	<b>0.25</b>	0.157	<b>0.16</b>	0.12
Tilt	Right	WCDMA1900	9400	1880	/	24.36	<b>24.6</b>	0.18	<b>0.19</b>	0.105	<b>0.11</b>	0.08
Cheek	Right	WCDMA1900	9262	1852.4	B2	24.44	<b>24.6</b>	0.221	<b>0.23</b>	0.14	<b>0.15</b>	0.08

**Table 14.2-7: SAR Values (WCDMA1900–Body)**

Frequency Band	Channel Number	Frequency (MHz)	Mode	Figure No./Note	EUT Measured Power (dBm)	Tune up (dBm)	Measured SAR 1g (W/kg)	Calculated SAR 1g (W/kg)	Measured SAR 10g (W/kg)	Calculated SAR 10g (W/kg)	Power Drift
WCDMA1900	9400	1880	Front	/	24.36	24.6	0.373	0.39	0.233	0.25	-0.01
WCDMA1900	9400	1880	Rear	/	24.36	24.6	0.496	0.52	0.3	0.32	-0.02
WCDMA1900	9400	1880	Left Edge	/	24.36	24.6	0.188	0.20	0.11	0.12	0.02
WCDMA1900	9400	1880	Right Edge	/	24.36	24.6	0.076	0.08	0.048	0.05	0.02
WCDMA1900	9538	1907.6	Bottom Edge	/	24.26	24.6	0.783	0.85	0.468	0.51	0.07
WCDMA1900	9400	1880	Bottom Edge	Fig.69	24.36	24.6	0.85	0.90	0.507	0.54	-0.05
WCDMA1900	9262	1852.4	Bottom Edge	/	24.44	24.6	0.82	0.85	0.486	0.50	-0.01
WCDMA1900	9400	1880	Bottom Edge	B2	24.36	24.6	0.079	0.08	0.48	0.51	0.05

Note: The distance between the EUT and the phantom bottom is 15mm.

**Table 14.2-8: SAR Values (WCDMA1900–Body)**

Frequency Band	Channel Number	Frequency (MHz)	Mode	Figure No./Note	EUT Measured Power (dBm)	Tune up (dBm)	Measured SAR 1g (W/kg)	Calculated SAR 1g (W/kg)	Measured SAR 10g (W/kg)	Calculated SAR 10g (W/kg)	Power Drift
WCDMA1900	9400	1880	Front	/	20.25	20.6	0.288	0.31	0.175	0.19	-0.02
WCDMA1900	9400	1880	Rear	/	20.25	20.6	0.376	0.41	0.221	0.24	-0.10
WCDMA1900	9400	1880	Left Edge	/	20.25	20.6	0.122	0.13	0.067	0.07	0.09
WCDMA1900	9400	1880	Right Edge	/	20.25	20.6	0.039	0.04	0.024	0.03	-0.12
WCDMA1900	9538	1907.6	Bottom Edge	/	20.24	20.6	0.573	0.62	0.326	0.35	-0.05
WCDMA1900	9400	1880	Bottom Edge	Fig.70	20.25	20.6	0.613	0.66	0.35	0.38	-0.06
WCDMA1900	9262	1852.4	Bottom Edge	/	20.27	20.6	0.565	0.61	0.321	0.35	0.12
WCDMA1900	9400	1880	Bottom Edge	B2	20.25	20.6	0.595	0.64	0.301	0.33	0.08
WCDMA1900	9400	1880	Bottom Edge	0mm	20.25	20.6	2.68	2.90	1.24	1.34	0.04

Note: The distance between the EUT and the phantom bottom is 10mm.

**Table 14.2-9: SAR Values (WCDMA1700–Head)**

Test Position	Phantom position Left/Right/t/F	Frequency Band	Channel Number	Frequency (MHz)	Figure No./Note	EUT Measured Power (dBm)	Tune up (dBm)	Measured SAR 1g (W/kg)	Calculated SAR 1g (W/kg)	Measured SAR 10g (W/kg)	Calculated SAR 10g (W/kg)	Power Drift
Cheek	Left	WCDMA1700	1412	1732.4	/	23.66	24.1	0.156	0.17	0.108	0.12	-0.04
Tilt	Left	WCDMA1700	1412	1732.4	/	23.66	24.1	0.097	0.11	0.065	0.07	-0.10
Cheek	Right	WCDMA1700	1513	1752.6	/	23.74	24.1	0.220	0.24	0.144	0.16	-0.08
Cheek	Right	WCDMA1700	1412	1732.4	Fig.71	23.66	24.1	0.244	0.27	0.159	0.18	-0.04
Cheek	Right	WCDMA1700	1312	1712.4	/	23.75	24.1	0.162	0.18	0.107	0.12	0.10
Tilt	Right	WCDMA1700	1412	1732.4	/	23.66	24.1	0.115	0.13	0.071	0.08	-0.06
Cheek	Right	WCDMA1700	1412	1732.4	B2	23.66	24.1	0.225	0.25	0.14	0.15	0.05

**Table 14.2-10: SAR Values (WCDMA1700–Body)**

Frequency Band	Channel Number	Frequency (MHz)	Mode	Figure No./Note	EUT Measured Power (dBm)	Tune up (dBm)	Measured SAR 1g (W/kg)	Calculated SAR 1g (W/kg)	Measured SAR 10g (W/kg)	Calculated SAR 10g (W/kg)	Power Drift
WCDMA1700	1412	1732.5	Front	/	23.66	24.1	0.319	0.35	0.21	0.23	-0.11
WCDMA1700	1412	1732.5	Rear	/	23.66	24.1	0.336	0.37	0.224	0.25	-0.02
WCDMA1700	1412	1732.5	Left Edge	/	23.66	24.1	0.101	0.11	0.059	0.07	0.08
WCDMA1700	1412	1732.5	Right Edge	/	23.66	24.1	0.075	0.08	0.048	0.05	-0.05
WCDMA1700	1513	1752.6	Bottom Edge	Fig.72	23.74	24.1	0.666	0.72	0.402	0.44	-0.11
WCDMA1700	1412	1732.5	Bottom Edge	/	23.66	24.1	0.591	0.65	0.356	0.39	-0.11
WCDMA1700	1312	1712.4	Bottom Edge	/	23.75	24.1	0.429	0.47	0.26	0.28	0.03
WCDMA1700	1513	1752.6	Bottom Edge	B2	23.74	24.1	0.624	0.68	0.37	0.40	0.05

Note: The distance between the EUT and the phantom bottom is 15mm.

**Table 14.2-11: SAR Values (WCDMA1700–Body)**

Frequency Band	Channel Number	Frequency (MHz)	Mode	Figure No./Note	EUT Measured Power (dBm)	Tune up (dBm)	Measured SAR 1g (W/kg)	Calculated SAR 1g (W/kg)	Measured SAR 10g (W/kg)	Calculated SAR 10g (W/kg)	Power Drift
WCDMA1700	1412	1732.5	Front	/	19.95	20.1	0.3	<b>0.31</b>	0.186	<b>0.19</b>	0.06
WCDMA1700	1412	1732.5	Rear	/	19.95	20.1	0.308	<b>0.32</b>	0.203	<b>0.21</b>	0.09
WCDMA1700	1412	1732.5	Left Edge	/	19.95	20.1	0.074	<b>0.08</b>	0.046	<b>0.05</b>	-0.08
WCDMA1700	1412	1732.5	Right Edge	/	19.95	20.1	0.071	<b>0.07</b>	0.043	<b>0.04</b>	0.08
WCDMA1700	1513	1752.6	Bottom Edge	Fig.73	19.76	20.1	0.592	<b>0.64</b>	0.342	<b>0.37</b>	-0.06
WCDMA1700	1412	1732.5	Bottom Edge	/	19.95	20.1	0.558	<b>0.58</b>	0.322	<b>0.33</b>	-0.02
WCDMA1700	1312	1712.4	Bottom Edge	/	19.96	20.1	0.551	<b>0.57</b>	0.317	<b>0.33</b>	0.12
WCDMA1700	1513	1752.6	Bottom Edge	B2	19.76	20.1	0.57	<b>0.62</b>	0.335	<b>0.36</b>	0.08
WCDMA1700	1513	1752.6	Bottom Edge	0mm	19.76	20.1	3.15	<b>3.41</b>	1.38	<b>1.49</b>	0.08

Note: The distance between the EUT and the phantom bottom is 10mm.

**Table 14.2-12: SAR Values (WCDMA850–Head)**

Test Position	Phantom position Left/Right/F	Frequency Band	Channel Number	Frequency (MHz)	Figure No./Note	EUT Measured Power (dBm)	Tune up (dBm)	Measured SAR 1g (W/kg)	Calculated SAR 1g (W/kg)	Measured SAR 10g (W/kg)	Calculated SAR 10g (W/kg)	Power Drift
Cheek	Left	WCDMA 850	4233	846.6	/	23.06	24.10	0.093	<b>0.12</b>	0.072	<b>0.09</b>	-0.07
Cheek	Left	WCDMA 850	4183	836.6	Fig.74	23.31	24.10	0.13	<b>0.16</b>	0.102	<b>0.12</b>	-0.01
Cheek	Left	WCDMA 850	4132	826.4	/	23.03	24.10	0.12	<b>0.15</b>	0.095	<b>0.12</b>	0.01
Tilt	Left	WCDMA 850	4183	836.6	/	23.31	24.10	0.056	<b>0.07</b>	0.045	<b>0.05</b>	0.09
Cheek	Right	WCDMA 850	4183	836.6	/	23.31	24.10	0.093	<b>0.11</b>	0.075	<b>0.09</b>	-0.02
Tilt	Right	WCDMA 850	4183	836.6	/	23.31	24.10	0.051	<b>0.06</b>	0.042	<b>0.05</b>	0.08
Cheek	Left	WCDMA 850	4183	836.6	B2	23.31	24.10	0.109	<b>0.13</b>	0.098	<b>0.12</b>	0.05

**Table 14.2-13: SAR Values (WCDMA850–Body)**

Frequency Band	Channel Number	Frequency (MHz)	Mode	Figure No./Note	EUT Measured Power (dBm)	Tune up (dBm)	Measured SAR 1g (W/kg)	Calculated SAR 1g (W/kg)	Measured SAR 10g (W/kg)	Calculated SAR 10g (W/kg)	Power Drift
WCDMA 850	4183	836.6	Front	/	23.31	24.10	0.158	<b>0.19</b>	0.12	<b>0.14</b>	-0.12
WCDMA 850	4233	846.6	Rear	/	23.06	24.10	0.135	<b>0.17</b>	0.105	<b>0.13</b>	-0.11
WCDMA 850	4183	836.6	Rear	/	23.31	24.10	0.17	<b>0.20</b>	0.152	<b>0.18</b>	-0.03
WCDMA 850	4132	826.4	Rear	Fig.75	23.03	24.10	0.188	<b>0.24</b>	0.147	<b>0.19</b>	-0.04
WCDMA 850	4183	836.6	Left Edge	/	23.31	24.10	0.175	<b>0.21</b>	0.131	<b>0.16</b>	0.08
WCDMA 850	4183	836.6	Right Edge	/	23.31	24.10	0.123	<b>0.15</b>	0.093	<b>0.11</b>	0.07
WCDMA 850	4183	836.6	Bottom Edge	/	23.31	24.10	0.194	<b>0.23</b>	0.129	<b>0.15</b>	-0.12
WCDMA 850	4132	826.4	Rear	B2	23.03	24.10	0.17	<b>0.22</b>	0.129	<b>0.17</b>	0.05

Note: The distance between the EUT and the phantom bottom is 10mm.

**Table 14.2-14: SAR Values (CDMA BC0–Head)**

Test Position	Phantom position Left/Right/F	Frequency Band	Channel Number	Frequency (MHz)	Figure No./Note	EUT Measured Power (dBm)	Tune up (dBm)	Measured SAR 1g (W/kg)	Calculated SAR 1g (W/kg)	Measured SAR 10g (W/kg)	Calculated SAR 10g (W/kg)	Power Drift
Cheek	Left	CDMA BC0	777	848.31	/	24.18	24.8	0.101	<b>0.12</b>	0.076	<b>0.09</b>	0.06
Cheek	Left	CDMA BC0	384	836.52	Fig.76	24.19	24.8	0.163	<b>0.19</b>	0.127	<b>0.15</b>	-0.05
Cheek	Left	CDMA BC0	1013	824.7	/	24.13	24.8	0.118	<b>0.14</b>	0.091	<b>0.11</b>	0.05
Tilt	Left	CDMA BC0	384	836.52	/	24.19	24.8	0.077	<b>0.09</b>	0.064	<b>0.07</b>	-0.06
Cheek	Right	CDMA BC0	384	836.52	/	24.19	24.8	0.123	<b>0.14</b>	0.1	<b>0.12</b>	-0.02
Tilt	Right	CDMA BC0	384	836.52	/	24.19	24.8	0.058	<b>0.07</b>	0.051	<b>0.06</b>	-0.07
Cheek	Left	CDMA BC0	384	836.52	B2	24.19	24.8	0.148	<b>0.17</b>	0.105	<b>0.12</b>	0.08

**Table 14.2-15: SAR Values (CDMA BC0–Body)**

Frequency Band	Channel Number	Frequency (MHz)	Mode	Figure No./Note	EUT Measured Power (dBm)	Tune up (dBm)	Measured SAR 1g (W/kg)	Calculated SAR 1g (W/kg)	Measured SAR 10g (W/kg)	Calculated SAR 10g (W/kg)	Power Drift
CDMA BC0	384	836.52	Front	/	24.20	24.8	0.141	<b>0.16</b>	0.109	<b>0.13</b>	-0.07
CDMA BC0	777	848.31	Rear	/	24.21	24.8	0.106	<b>0.12</b>	0.082	<b>0.09</b>	0.05
CDMA BC0	384	836.52	Rear	Fig.77	24.20	24.8	0.16	<b>0.18</b>	0.124	<b>0.14</b>	-0.07
CDMA BC0	1013	824.7	Rear	/	24.05	24.8	0.149	<b>0.18</b>	0.115	<b>0.14</b>	-0.03
CDMA BC0	384	836.52	Left Edge	/	24.20	24.8	0.073	<b>0.08</b>	0.051	<b>0.06</b>	0.11
CDMA BC0	384	836.52	Right Edge	/	24.20	24.8	0.085	<b>0.10</b>	0.061	<b>0.07</b>	0.06
CDMA BC0	384	836.52	Bottom Edge	/	24.20	24.8	0.095	<b>0.11</b>	0.06	<b>0.07</b>	0.11
CDMA BC0	384	836.52	Rear	B2	24.20	24.8	0.152	<b>0.17</b>	0.105	<b>0.12</b>	0.09

Note: The distance between the EUT and the phantom bottom is 15mm.

**Table 14.2-16: SAR Values (CDMA BC0–Body)**

Frequency Band	Channel Number	Frequency (MHz)	Mode	Figure No./Note	EUT Measured Power (dBm)	Tune up (dBm)	Measured SAR 1g (W/kg)	Calculated SAR 1g (W/kg)	Measured SAR 10g (W/kg)	Calculated SAR 10g (W/kg)	Power Drift
CDMA BC0	384	836.52	Front	/	23.06	23.6	0.113	<b>0.13</b>	0.086	<b>0.10</b>	0.03
CDMA BC0	777	848.31	Rear	/	23.19	23.6	0.076	<b>0.08</b>	0.061	<b>0.07</b>	-0.04
CDMA BC0	384	836.52	Rear	Fig.78	23.06	23.6	0.138	<b>0.16</b>	0.108	<b>0.12</b>	-0.09
CDMA BC0	1013	824.7	Rear	/	23.03	23.6	0.113	<b>0.13</b>	0.097	<b>0.11</b>	0.06
CDMA BC0	384	836.52	Left Edge	/	23.06	23.6	0.11	<b>0.12</b>	0.083	<b>0.09</b>	0.10
CDMA BC0	384	836.52	Right Edge	/	23.06	23.6	0.101	<b>0.11</b>	0.076	<b>0.09</b>	-0.04
CDMA BC0	384	836.52	Bottom Edge	/	23.06	23.6	0.126	<b>0.14</b>	0.084	<b>0.10</b>	0.11
CDMA BC0	384	836.52	Rear	B2	23.06	23.6	0.118	<b>0.13</b>	0.098	<b>0.11</b>	0.05
CDMA BC0	384	836.52	Rear	0mm	23.06	23.6	0.785	<b>0.89</b>	0.386	<b>0.44</b>	-0.12

Note: The distance between the EUT and the phantom bottom is 10mm.

**Table 14.2-17: SAR Values (CDMA BC1–Head)**

Test Position	Phantom position Left/Right/F	Frequency Band	Channel Number	Frequency (MHz)	Figure No./Note	EUT Measured Power (dBm)	Tune up (dBm)	Measured SAR 1g (W/kg)	Calculated SAR 1g (W/kg)	Measured SAR 10g (W/kg)	Calculated SAR 10g (W/kg)	Power Drift
Cheek	Left	CDMA BC1	600	1880	/	23.42	24.3	0.11	<b>0.13</b>	0.076	<b>0.09</b>	-0.09
Tilt	Left	CDMA BC1	600	1880	/	23.42	24.3	0.081	<b>0.10</b>	0.05	<b>0.06</b>	0.08
Cheek	Right	CDMA BC1	1175	1908.75	Fig.79	23.79	24.3	0.169	<b>0.19</b>	0.112	<b>0.13</b>	-0.08
Cheek	Right	CDMA BC1	600	1880	/	23.42	24.3	0.14	<b>0.17</b>	0.104	<b>0.13</b>	-0.10
Cheek	Right	CDMA BC1	25	1851.25	/	23.37	24.3	0.145	<b>0.18</b>	0.106	<b>0.13</b>	0.17
Tilt	Right	CDMA BC1	600	1880	/	23.42	24.3	0.141	<b>0.17</b>	0.09	<b>0.11</b>	-0.02
Cheek	Right	CDMA BC1	1175	1908.75	B2	23.79	24.3	0.154	<b>0.17</b>	0.095	<b>0.11</b>	0.02

**Table 14.2-18: SAR Values (CDMA BC1–Body)**

Frequency Band	Channel Number	Frequency (MHz)	Mode	Figure No./Note	EUT Measured Power (dBm)	Tune up (dBm)	Measured SAR 1g (W/kg)	Calculated SAR 1g (W/kg)	Measured SAR 10g (W/kg)	Calculated SAR 10g (W/kg)	Power Drift
CDMA BC1	600	1880	Front	/	23.63	24.3	0.212	<b>0.25</b>	0.137	<b>0.16</b>	-0.08
CDMA BC1	600	1880	Rear	/	23.63	24.3	0.288	<b>0.34</b>	0.177	<b>0.21</b>	0.12
CDMA BC1	600	1880	Left Edge	/	23.63	24.3	0.124	<b>0.14</b>	0.074	<b>0.09</b>	-0.12
CDMA BC1	600	1880	Right Edge	/	23.63	24.3	0.032	<b>0.04</b>	0.02	<b>0.02</b>	0.06
CDMA BC1	1175	1908.75	Bottom Edge	/	26.56	24.3	0.426	<b>0.25</b>	0.254	<b>0.15</b>	0.12
CDMA BC1	600	1880	Bottom Edge	Fig.80	23.63	24.3	0.465	<b>0.54</b>	0.277	<b>0.32</b>	-0.08
CDMA BC1	25	1851.25	Bottom Edge	/	23.80	24.3	0.464	<b>0.52</b>	0.276	<b>0.31</b>	-0.11
CDMA BC1	600	1880	Bottom Edge	B2	23.63	24.3	0.445	<b>0.52</b>	0.26	<b>0.30</b>	0.05

Note: The distance between the EUT and the phantom bottom is 15mm.

**Table 14.2-19: SAR Values (CDMA BC1–Body)**

Frequency Band	Channel Number	Frequency (MHz)	Mode	Figure No./Note	EUT Measured Power (dBm)	Tune up (dBm)	Measured SAR 1g (W/kg)	Calculated SAR 1g (W/kg)	Measured SAR 10g (W/kg)	Calculated SAR 10g (W/kg)	Power Drift
CDMA BC1	600	1880	Front	/	20.69	20.8	0.305	<b>0.31</b>	0.184	<b>0.19</b>	-0.05
CDMA BC1	600	1880	Rear	/	20.69	20.8	0.4	<b>0.41</b>	0.238	<b>0.24</b>	0.12
CDMA BC1	600	1880	Left Edge	/	20.69	20.8	0.133	<b>0.14</b>	0.074	<b>0.08</b>	0.12
CDMA BC1	600	1880	Right Edge	/	20.69	20.8	0.056	<b>0.06</b>	0.033	<b>0.03</b>	-0.10
CDMA BC1	1175	1908.75	Bottom Edge	/	20.50	20.8	0.527	<b>0.56</b>	0.303	<b>0.32</b>	0.03
CDMA BC1	600	1880	Bottom Edge	Fig.81	20.69	20.8	0.596	<b>0.61</b>	0.342	<b>0.35</b>	-0.14
CDMA BC1	25	1851.25	Bottom Edge	/	20.70	20.8	0.557	<b>0.57</b>	0.319	<b>0.33</b>	0.06
CDMA BC1	600	1880	Bottom Edge	B2	20.69	20.8	0.57	<b>0.58</b>	0.326	<b>0.33</b>	0.05
CDMA BC1	600	1880	Bottom Edge	0mm	20.69	20.8	3.88	<b>3.98</b>	2.03	<b>2.08</b>	-0.12

Note: The distance between the EUT and the phantom bottom is 10mm.

**Table 14.2-20: SAR Values (CDMA BC10–Head)**

Test Position	Phantom position Left/Right/F	Frequency Band	Channel Number	Frequency (MHz)	Figure No./Note	EUT Measured Power (dBm)	Tune up (dBm)	Measured SAR 1g (W/kg)	Calculated SAR 1g (W/kg)	Measured SAR 10g (W/kg)	Calculated SAR 10g (W/kg)	Power Drift
Cheek	Left	CDMA BC10	684	823.1	/	23.79	24.8	0.171	<b>0.22</b>	0.134	<b>0.17</b>	0.02
Cheek	Left	CDMA BC10	580	820.5	/	23.71	24.8	0.169	<b>0.22</b>	0.136	<b>0.17</b>	-0.05
Cheek	Left	CDMA BC10	476	817.9	Fig.82	23.69	24.8	0.187	<b>0.24</b>	0.146	<b>0.19</b>	0.03
Tilt	Left	CDMA BC10	580	820.5	/	23.71	24.8	0.105	<b>0.13</b>	0.073	<b>0.09</b>	-0.09
Cheek	Right	CDMA BC10	580	820.5	/	23.71	24.8	0.113	<b>0.15</b>	0.095	<b>0.12</b>	0.06
Tilt	Right	CDMA BC10	580	820.5	/	23.71	24.8	0.07	<b>0.09</b>	0.051	<b>0.07</b>	-0.03
Cheek	Left	CDMA BC10	476	817.9	B2	23.69	24.8	0.17	<b>0.22</b>	0.139	<b>0.18</b>	0.08

**Table 14.2-21: SAR Values (CDMA BC10–Body)**

Frequency Band	Channel Number	Frequency (MHz)	Mode	Figure No./Note	EUT Measured Power (dBm)	Tune up (dBm)	Measured SAR 1g (W/kg)	Calculated SAR 1g (W/kg)	Measured SAR 10g (W/kg)	Calculated SAR 10g (W/kg)	Power Drift
CDMA BC10	580	820.5	Front	/	23.72	24.8	0.112	<b>0.14</b>	0.088	<b>0.11</b>	-0.12
CDMA BC10	684	823.1	Rear	/	23.80	24.8	0.14	<b>0.18</b>	0.108	<b>0.14</b>	-0.09
CDMA BC10	580	820.5	Rear	/	23.72	24.8	0.157	<b>0.20</b>	0.121	<b>0.16</b>	-0.09
CDMA BC10	476	817.9	Rear	Fig.83	23.70	24.8	0.167	<b>0.22</b>	0.129	<b>0.17</b>	-0.05
CDMA BC10	580	820.5	Left Edge	/	23.72	24.8	0.081	<b>0.10</b>	0.056	<b>0.07</b>	-0.10
CDMA BC10	580	820.5	Right Edge	/	23.72	24.8	0.078	<b>0.10</b>	0.055	<b>0.07</b>	0.03
CDMA BC10	580	820.5	Bottom Edge	/	23.72	24.8	0.075	<b>0.10</b>	0.047	<b>0.06</b>	0.04
CDMA BC10	476	817.9	Rear	B2	23.70	24.8	0.158	<b>0.20</b>	0.102	<b>0.13</b>	0.06

Note: The distance between the EUT and the phantom bottom is 15mm.

**Table 14.2-22: SAR Values (CDMA BC10–Body)**

Frequency Band	Channel Number	Frequency (MHz)	Mode	Figure No./Note	EUT Measured Power (dBm)	Tune up (dBm)	Measured SAR 1g (W/kg)	Calculated SAR 1g (W/kg)	Measured SAR 10g (W/kg)	Calculated SAR 10g (W/kg)	Power Drift
CDMA BC10	580	820.5	Front	/	23.01	23.4	0.083	<b>0.09</b>	0.065	<b>0.07</b>	0.08
CDMA BC10	684	823.1	Rear	/	23.08	23.4	0.09	<b>0.10</b>	0.07	<b>0.08</b>	-0.11
CDMA BC10	580	820.5	Rear	/	23.01	23.4	0.102	<b>0.11</b>	0.08	<b>0.09</b>	0.07
CDMA BC10	476	817.9	Rear	Fig.84	23.07	23.4	0.126	<b>0.14</b>	0.098	<b>0.11</b>	-0.02
CDMA BC10	580	820.5	Left Edge	/	23.01	23.4	0.082	<b>0.09</b>	0.064	<b>0.07</b>	-0.07
CDMA BC10	580	820.5	Right Edge	/	23.01	23.4	0.041	<b>0.04</b>	0.032	<b>0.04</b>	0.11
CDMA BC10	476	817.9	Rear	B2	23.07	23.4	0.109	<b>0.12</b>	0.08	<b>0.09</b>	0.05
CDMA BC10	476	817.9	Rear	0mm	23.07	23.4	0.379	<b>0.41</b>	0.295	<b>0.32</b>	0.03

Note: The distance between the EUT and the phantom bottom is 10mm.



**Table 14.2-23: SAR Values (LTE Band2–Head)**

Test Position	Phantom position Left/Right/F	Frequency Band	Channel Number	Frequency (MHz)	Mode	Figure No./Note	EUT Measured Power (dBm)	Tune up (dBm)	Measured SAR 1g (W/kg)	Calculated SAR 1g (W/kg)	Measured SAR 10g (W/kg)	Calculated SAR 10g (W/kg)	Power Drift
Cheek	Left	LTE Band2	18900	1880	1RB-High	/	20.72	20.8	0.053	<b>0.05</b>	0.039	<b>0.04</b>	0.07
Tilt	Left	LTE Band2	18900	1880	1RB-High	/	20.72	20.8	0.038	<b>0.04</b>	0.02	<b>0.02</b>	0.12
Cheek	Right	LTE Band2	18900	1880	1RB-High	Fig.85	20.72	20.8	0.08	<b>0.08</b>	0.054	<b>0.05</b>	-0.08
Tilt	Right	LTE Band2	18900	1880	1RB-High	/	20.72	20.8	0.051	<b>0.05</b>	0.038	<b>0.04</b>	0.04
Cheek	Left	LTE Band2	18700	1860	50RB-Middle	/	20.84	20.8	0.055	<b>0.05</b>	0.042	<b>0.04</b>	-0.10
Tilt	Left	LTE Band2	18700	1860	50RB-Middle	/	20.84	20.8	0.03	<b>0.03</b>	0.028	<b>0.03</b>	0.01
Cheek	Right	LTE Band2	18700	1860	50RB-Middle	/	20.84	20.8	0.064	<b>0.06</b>	0.045	<b>0.04</b>	0.11
Tilt	Right	LTE Band2	18700	1860	50RB-Middle	/	20.84	20.8	0.025	<b>0.02</b>	0.019	<b>0.02</b>	0.01
Cheek	Right	LTE Band2	18900	1880	1RB-High	B2	20.72	20.8	0.071	<b>0.07</b>	0.049	<b>0.05</b>	0.05

Note: The LTE mode is QPSK\_20MHz.

Note1: The test results of LTE band2 are only used to evaluate ENDC.

**Table 14.2-24: SAR Values (LTE Band2–Body)**

Frequency Band	Channel Number	Frequency (MHz)	Mode	Figure No./Note	EUT Measured Power (dBm)	Tune up (dBm)	Measured SAR 1g (W/kg)	Calculated SAR 1g (W/kg)	Measured SAR 10g (W/kg)	Calculated SAR 10g (W/kg)	Power Drift
LTE Band2	18900	1880	1RB-High Front	/	20.72	20.8	0.219	<b>0.22</b>	0.127	<b>0.13</b>	-0.05
LTE Band2	18900	1880	1RB-High Rear	/	20.72	20.8	0.265	<b>0.27</b>	0.159	<b>0.16</b>	0.10
LTE Band2	18900	1880	1RB-High Left Edge	/	20.72	20.8	0.121	<b>0.12</b>	0.067	<b>0.07</b>	0.04
LTE Band2	18900	1880	1RB-High Bottom Edge	Fig.86	20.72	20.8	0.456	<b>0.46</b>	0.261	<b>0.27</b>	0.05
LTE Band2	18700	1860	50RB-Middle Front	/	20.77	20.8	0.181	<b>0.18</b>	0.109	<b>0.11</b>	-0.08
LTE Band2	18700	1860	50RB-Middle Rear	/	20.77	20.8	0.228	<b>0.23</b>	0.138	<b>0.14</b>	0.10
LTE Band2	18700	1860	50RB-Middle Left Edge	/	20.77	20.8	0.089	<b>0.09</b>	0.05	<b>0.05</b>	0.09
LTE Band2	18700	1860	50RB-Middle Right Edge	/	20.77	20.8	0.054	<b>0.05</b>	0.034	<b>0.03</b>	-0.06
LTE Band2	18700	1860	50RB-Middle Bottom Edge	/	20.77	20.8	0.197	<b>0.20</b>	0.106	<b>0.11</b>	-0.03
LTE Band2	18900	1880	1RB-High Bottom Edge	B2	20.72	20.8	0.44	<b>0.45</b>	0.25	<b>0.25</b>	0.07

Note: The LTE mode is QPSK\_20MHz.

Note1: The distance between the EUT and the phantom bottom is 10mm.

Note2: The test results of LTE band2 are only used to evaluate ENDC.

**Table 14.2-25: SAR Values (LTE Band7–Head)**

Test Position	Phantom position Left/Right/F	Frequency Band	Channel Number	Frequency (MHz)	Mode	Figure No./Note	EUT Measured Power (dBm)	Tune up (dBm)	Measured SAR 1g (W/kg)	Calculated SAR 1g (W/kg)	Measured SAR 10g (W/kg)	Calculated SAR 10g (W/kg)	Power Drift
Cheek	Left	LTE Band7	21100	2535	1RB-Low	Fig.87	23.40	24.3	0.116	<b>0.14</b>	0.064	<b>0.08</b>	-0.01
Tilt	Left	LTE Band7	21100	2535	1RB-Low	/	23.40	24.3	0.06	<b>0.07</b>	0.03	<b>0.04</b>	-0.03
Cheek	Right	LTE Band7	21100	2535	1RB-Low	/	23.40	24.3	0.097	<b>0.12</b>	0.055	<b>0.07</b>	-0.07
Tilt	Right	LTE Band7	21100	2535	1RB-Low	/	23.40	24.3	0.093	<b>0.11</b>	0.048	<b>0.06</b>	-0.09
Cheek	Left	LTE Band7	20850	2510	50RB-Middle	/	22.36	23.3	0.104	<b>0.13</b>	0.056	<b>0.07</b>	0.02
Tilt	Left	LTE Band7	20850	2510	50RB-Middle	/	22.36	23.3	0.052	<b>0.06</b>	0.026	<b>0.03</b>	0.07
Cheek	Right	LTE Band7	20850	2510	50RB-Middle	/	22.36	23.3	0.089	<b>0.11</b>	0.048	<b>0.06</b>	-0.01
Tilt	Right	LTE Band7	20850	2510	50RB-Middle	/	22.36	23.3	0.091	<b>0.11</b>	0.046	<b>0.06</b>	0.03
Cheek	Left	LTE Band7	21100	2535	1RB-Low	B2	23.40	24.3	0.105	<b>0.13</b>	0.059	<b>0.07</b>	0.05

Note: The LTE mode is QPSK\_20MHz.

**Table 14.2-26: SAR Values (LTE Band7–Body)**

Frequency Band	Channel Number	Frequency (MHz)	Mode	Figure No./Note	EUT Measured Power (dBm)	Tune up (dBm)	Measured SAR 1g (W/kg)	Calculated SAR 1g (W/kg)	Measured SAR 10g (W/kg)	Calculated SAR 10g (W/kg)	Power Drift
LTE Band7	21100	2535	1RB-Low Front	/	23.40	24.3	0.227	<b>0.28</b>	0.124	<b>0.15</b>	0.04
LTE Band7	21100	2535	1RB-Low Rear	/	23.40	24.3	0.331	<b>0.41</b>	0.167	<b>0.21</b>	0.03
LTE Band7	21100	2535	1RB-Low Left Edge	/	23.40	24.3	0.068	<b>0.08</b>	0.036	<b>0.04</b>	0.05
LTE Band7	21100	2535	1RB-Low Bottom Edge	Fig.88	23.40	24.3	0.455	<b>0.56</b>	0.242	<b>0.30</b>	-0.04
LTE Band7	20850	2510	50RB-Middle Front	/	22.36	23.3	0.164	<b>0.20</b>	0.095	<b>0.12</b>	-0.05
LTE Band7	20850	2510	50RB-Middle Rear	/	22.36	23.3	0.212	<b>0.26</b>	0.108	<b>0.13</b>	0.09
LTE Band7	20850	2510	50RB-Middle Left Edge	/	22.36	23.3	0.026	<b>0.03</b>	0.019	<b>0.02</b>	0.08
LTE Band7	20850	2510	50RB-Middle Bottom Edge	/	22.36	23.3	0.379	<b>0.47</b>	0.198	<b>0.25</b>	0.04
LTE Band7	21100	2535	1RB-Low Bottom Edge	B2	23.40	24.3	0.44	<b>0.54</b>	0.215	<b>0.26</b>	0.08

Note: The LTE mode is QPSK\_20MHz.

Note: The distance between the EUT and the phantom bottom is 15mm.

©Copyright. All rights reserved by CTTL.

**Table 14.2-27: SAR Values (LTE Band7–Body)**

Frequency Band	Channel Number	Frequency (MHz)	Mode	Figure No./Note	EUT Measured Power (dBm)	Tune up (dBm)	Measured SAR 1g (W/kg)	Calculated SAR 1g (W/kg)	Measured SAR 10g (W/kg)	Calculated SAR 10g (W/kg)	Power Drift
LTE Band7	21100	2535	1RB-High Front	/	19.75	20.3	0.183	<b>0.21</b>	0.098	<b>0.11</b>	-0.07
LTE Band7	21100	2535	1RB-High Rear	/	19.75	20.3	0.348	<b>0.39</b>	0.16	<b>0.18</b>	0.02
LTE Band7	21100	2535	1RB-High Left Edge	/	19.75	20.3	0.054	<b>0.06</b>	0.029	<b>0.03</b>	-0.01
LTE Band7	21100	2535	1RB-High Bottom Edge	Fig.89	19.75	20.3	0.377	<b>0.43</b>	0.186	<b>0.21</b>	-0.09
LTE Band7	21100	2535	50RB-Middle Front	/	19.73	20.3	0.186	<b>0.21</b>	0.092	<b>0.10</b>	0.09
LTE Band7	21100	2535	50RB-Middle Rear	/	19.73	20.3	0.356	<b>0.41</b>	0.162	<b>0.18</b>	-0.06
LTE Band7	21100	2535	50RB-Middle Left Edge	/	19.73	20.3	0.054	<b>0.06</b>	0.029	<b>0.03</b>	-0.07
LTE Band7	21100	2535	50RB-Middle Bottom Edge	/	19.73	20.3	0.389	<b>0.44</b>	0.192	<b>0.22</b>	-0.04
LTE Band7	21100	2535	1RB-High Bottom Edge	B2	19.75	20.3	0.361	<b>0.41</b>	0.17	<b>0.19</b>	0.01

Note: The LTE mode is QPSK\_20MHz.

Note: The distance between the EUT and the phantom bottom is 10mm.

**Table 14.2-28: SAR Values (LTE Band12–Head)**

Test Position	Phantom position Left/Right/F	Frequency Band	Channel Number	Frequency (MHz)	Mode	Figure No./Note	EUT Measured Power (dBm)	Tune up (dBm)	Measured SAR 1g (W/kg)	Calculated SAR 1g (W/kg)	Measured SAR 10g (W/kg)	Calculated SAR 10g (W/kg)	Power Drift
Cheek	Left	LTE Band12	23060	704	1RB-Low	/	23.48	24.3	0.095	<b>0.11</b>	0.078	<b>0.09</b>	0.12
Tilt	Left	LTE Band12	23060	704	1RB-Low	/	23.48	24.3	0.071	<b>0.09</b>	0.059	<b>0.07</b>	0.04
Cheek	Right	LTE Band12	23060	704	1RB-Low	/	23.48	24.3	0.049	<b>0.06</b>	0.041	<b>0.05</b>	0.12
Tilt	Right	LTE Band12	23060	704	1RB-Low	/	23.48	24.3	0.045	<b>0.05</b>	0.036	<b>0.04</b>	-0.07
Cheek	Left	LTE Band12	23095	707.5	25RB-Middle	Fig.89	23.09	23.3	0.115	<b>0.12</b>	0.085	<b>0.09</b>	0.02
Tilt	Left	LTE Band12	23095	707.5	25RB-Middle	/	23.09	23.3	0.088	<b>0.09</b>	0.073	<b>0.08</b>	0.10
Cheek	Right	LTE Band12	23095	707.5	25RB-Middle	/	23.09	23.3	0.043	<b>0.05</b>	0.036	<b>0.04</b>	-0.02
Tilt	Right	LTE Band12	23095	707.5	25RB-Middle	/	23.09	23.3	0.033	<b>0.03</b>	0.027	<b>0.03</b>	0.10
Cheek	Left	LTE Band12	23095	707.5	25RB-Middle	B2	23.09	23.3	0.105	<b>0.11</b>	0.074	<b>0.08</b>	0.02

Note: The LTE mode is QPSK\_10MHz.

**Table 14.2-29: SAR Values (LTE Band12–Body)**

Frequency Band	Channel Number	Frequency (MHz)	Mode	Figure No./Note	EUT Measured Power (dBm)	Tune up (dBm)	Measured SAR 1g (W/kg)	Calculated SAR 1g (W/kg)	Measured SAR 10g (W/kg)	Calculated SAR 10g (W/kg)	Power Drift
LTE Band12	23060	704	1RB-Low Front	/	23.40	24.3	0.153	<b>0.19</b>	0.121	<b>0.15</b>	-0.01
LTE Band12	23060	704	1RB-Low Rear	/	23.40	24.3	0.195	<b>0.24</b>	0.149	<b>0.18</b>	-0.11
LTE Band12	23060	704	1RB-Low Right Edge	/	23.40	24.3	0.126	<b>0.15</b>	0.09	<b>0.11</b>	-0.08
LTE Band12	23060	704	1RB-Low Bottom Edge	/	23.40	24.3	0.083	<b>0.10</b>	0.05	<b>0.06</b>	-0.04
LTE Band12	23095	707.5	25RB-Middle Front	/	22.95	24.3	0.152	<b>0.21</b>	0.12	<b>0.16</b>	0.03
LTE Band12	23095	707.5	25RB-Middle Rear	Fig.90	22.95	24.3	0.205	<b>0.28</b>	0.16	<b>0.22</b>	0.18
LTE Band12	23095	707.5	25RB-Middle Right Edge	/	22.95	24.3	0.13	<b>0.18</b>	0.095	<b>0.13</b>	-0.03
LTE Band12	23095	707.5	25RB-Middle Bottom Edge	/	22.95	24.3	0.085	<b>0.12</b>	0.051	<b>0.07</b>	-0.07
LTE Band12	23095	707.5	25RB-Middle Rear	B2	22.95	24.3	0.195	<b>0.27</b>	0.102	<b>0.14</b>	0.05

Note: The LTE mode is QPSK\_10MHz.

Note: The distance between the EUT and the phantom bottom is 10mm.

**Table 14.2-34: SAR Values (LTE Band25–Head)**

Test Position	Phantom position Left/Right/F	Frequency Band	Channel Number	Frequency (MHz)	Mode	Figure No./Note	EUT Measured Power (dBm)	Tune up (dBm)	Measured SAR 1g (W/kg)	Calculated SAR 1g (W/kg)	Measured SAR 10g (W/kg)	Calculated SAR 10g (W/kg)	Power Drift
Cheek	Left	LTE Band25	26140	1860	1RB-Low	/	24.07	24.3	0.133	<b>0.14</b>	0.092	<b>0.10</b>	0.07
Tilt	Left	LTE Band25	26140	1860	1RB-Low	/	24.07	24.3	0.15	<b>0.16</b>	0.092	<b>0.10</b>	0.09
Cheek	Right	LTE Band25	26140	1860	1RB-Low	Fig.95	24.07	24.3	0.219	<b>0.23</b>	0.14	<b>0.15</b>	-0.09
Tilt	Right	LTE Band25	26140	1860	1RB-Low	/	24.07	24.3	0.165	<b>0.17</b>	0.097	<b>0.10</b>	0.02
Cheek	Left	LTE Band25	26140	1860	50RB-Middle	/	23.07	23.3	0.107	<b>0.11</b>	0.074	<b>0.08</b>	0.04
Tilt	Left	LTE Band25	26140	1860	50RB-Middle	/	23.07	23.3	0.116	<b>0.12</b>	0.072	<b>0.08</b>	0.05
Cheek	Right	LTE Band25	26140	1860	50RB-Middle	/	23.07	23.3	0.161	<b>0.17</b>	0.104	<b>0.11</b>	-0.01
Tilt	Right	LTE Band25	26140	1860	50RB-Middle	/	23.07	23.3	0.131	<b>0.14</b>	0.076	<b>0.08</b>	-0.11
Cheek	Right	LTE Band25	26140	1860	1RB-Low	B2	24.07	24.3	0.199	<b>0.21</b>	0.125	<b>0.13</b>	0.07

Note: The LTE mode is QPSK\_20MHz.

**Table 14.2-35: SAR Values (LTE Band25–Body)**

Frequency Band	Channel Number	Frequency (MHz)	Mode	Figure No./Note	EUT Measured Power (dBm)	Tune up (dBm)	Measured SAR 1g (W/kg)	Calculated SAR 1g (W/kg)	Measured SAR 10g (W/kg)	Calculated SAR 10g (W/kg)	Power Drift
LTE Band25	26140	1860	1RB-Low Front	/	24.07	24.3	0.272	<b>0.29</b>	0.177	<b>0.19</b>	0.04
LTE Band25	26140	1860	1RB-Low Rear	/	24.07	24.3	0.338	<b>0.36</b>	0.205	<b>0.22</b>	0.09
LTE Band25	26140	1860	1RB-Low Left Edge	/	24.07	24.3	0.122	<b>0.13</b>	0.07	<b>0.07</b>	-0.12
LTE Band25	26140	1860	1RB-Low Bottom Edge	Fig.96	24.07	24.3	0.583	<b>0.61</b>	0.346	<b>0.36</b>	0.01
LTE Band25	26140	1860	50RB-Middle Front	/	23.07	23.3	0.215	<b>0.23</b>	0.14	<b>0.15</b>	0.08
LTE Band25	26140	1860	50RB-Middle Rear	/	23.07	23.3	0.278	<b>0.29</b>	0.168	<b>0.18</b>	-0.09
LTE Band25	26140	1860	50RB-Middle Left Edge	/	23.07	23.3	0.106	<b>0.11</b>	0.062	<b>0.07</b>	-0.05
LTE Band25	26140	1860	50RB-Middle Bottom Edge	/	23.07	23.3	0.474	<b>0.50</b>	0.281	<b>0.30</b>	0.10
LTE Band25	26140	1860	1RB-Low Bottom Edge	B2	24.07	24.3	0.57	<b>0.60</b>	0.339	<b>0.36</b>	0.05

Note: The LTE mode is QPSK\_20MHz.

Note: The distance between the EUT and the phantom bottom is 15mm.

**Table 14.2-36: SAR Values (LTE Band25–Body)**

Frequency Band	Channel Number	Frequency (MHz)	Mode	Figure No./Note	EUT Measured Power (dBm)	Tune up (dBm)	Measured SAR 1g (W/kg)	Calculated SAR 1g (W/kg)	Measured SAR 10g (W/kg)	Calculated SAR 10g (W/kg)	Power Drift
LTE Band25	26140	1860	1RB-Low Front	/	19.18	20.8	0.243	<b>0.35</b>	0.143	<b>0.21</b>	-0.12
LTE Band25	26140	1860	1RB-Low Rear	/	19.18	20.8	0.311	<b>0.45</b>	0.183	<b>0.27</b>	0.11
LTE Band25	26140	1860	1RB-Low Left Edge	/	19.18	20.8	0.108	<b>0.16</b>	0.058	<b>0.08</b>	0.11
LTE Band25	26140	1860	1RB-Low Bottom Edge	/	19.18	20.8	0.498	<b>0.72</b>	0.282	<b>0.41</b>	-0.04
LTE Band25	26140	1860	50RB-Middle Front	/	19.15	20.8	0.253	<b>0.37</b>	0.149	<b>0.22</b>	0.07
LTE Band25	26140	1860	50RB-Middle Rear	/	19.15	20.8	0.327	<b>0.48</b>	0.191	<b>0.28</b>	0.02
LTE Band25	26140	1860	50RB-Middle Left Edge	/	19.15	20.8	0.11	<b>0.16</b>	0.06	<b>0.09</b>	-0.07
LTE Band25	26140	1860	50RB-Middle Bottom Edge	Fig.97	19.15	20.8	0.503	<b>0.74</b>	0.285	<b>0.42</b>	-0.02
LTE Band25	26140	1860	50RB-Middle Bottom Edge	B2	19.15	20.8	0.49	<b>0.72</b>	0.287	<b>0.42</b>	0.03
LTE Band25	26140	1860	50RB-Middle Bottom Edge	0mm	19.15	20.8	3.44	<b>5.03</b>	1.57	<b>2.29</b>	0.05

Note: The LTE mode is QPSK\_20MHz.

Note: The distance between the EUT and the phantom bottom is 10mm.

**Table 14.2-37: SAR Values (LTE Band26–Head)**

Test Position	Phantom position Left/Right/F	Frequency Band	Channel Number	Frequency (MHz)	Mode	Figure No./Note	EUT Measured Power (dBm)	Tune up (dBm)	Measured SAR 1g (W/kg)	Calculated SAR 1g (W/kg)	Measured SAR 10g (W/kg)	Calculated SAR 10g (W/kg)	Power Drift
Cheek	Left	LTE Band26	26965	841.5	1RB-Middle	Fig.98	23.91	24.3	0.121	<b>0.13</b>	0.095	<b>0.10</b>	-0.05
Tilt	Left	LTE Band26	26965	841.5	1RB-Middle	/	23.91	24.3	0.043	<b>0.05</b>	0.037	<b>0.04</b>	0.04
Cheek	Right	LTE Band26	26965	841.5	1RB-Middle	/	23.91	24.3	0.098	<b>0.11</b>	0.085	<b>0.09</b>	-0.03
Tilt	Right	LTE Band26	26965	841.5	1RB-Middle	/	23.91	24.3	0.057	<b>0.06</b>	0.049	<b>0.05</b>	0.01
Cheek	Left	LTE Band26	26965	841.5	36RB-Low	/	22.98	23.3	0.094	<b>0.10</b>	0.074	<b>0.08</b>	-0.05
Tilt	Left	LTE Band26	26965	841.5	36RB-Low	/	22.98	23.3	0.033	<b>0.04</b>	0.029	<b>0.03</b>	0.06
Cheek	Right	LTE Band26	26965	841.5	36RB-Low	/	22.98	23.3	0.076	<b>0.08</b>	0.066	<b>0.07</b>	0.02
Tilt	Right	LTE Band26	26965	841.5	36RB-Low	/	22.98	23.3	0.048	<b>0.05</b>	0.041	<b>0.04</b>	-0.09
Cheek	Left	LTE Band26	26965	841.5	1RB-Middle	B2	23.91	24.3	0.1	<b>0.11</b>	0.09	<b>0.10</b>	0.06

Note: The LTE mode is QPSK\_15MHz.

**Table 14.2-38: SAR Values (LTE Band26–Body)**

Frequency Band	Channel Number	Frequency (MHz)	Mode	Figure No./Note	EUT Measured Power (dBm)	Tune up (dBm)	Measured SAR 1g (W/kg)	Calculated SAR 1g (W/kg)	Measured SAR 10g (W/kg)	Calculated SAR 10g (W/kg)	Power Drift
LTE Band26	26965	841.5	1RB-Middle Front	/	23.91	24.3	0.144	<b>0.16</b>	0.104	<b>0.11</b>	-0.01
LTE Band26	26965	841.5	1RB-Middle Rear	Fig.99	23.91	24.3	0.186	<b>0.20</b>	0.139	<b>0.15</b>	-0.01
LTE Band26	26965	841.5	1RB-Middle Right Edge	/	23.91	24.3	0.093	<b>0.10</b>	0.068	<b>0.07</b>	0.06
LTE Band26	26965	841.5	1RB-Middle Bottom Edge	/	23.91	24.3	0.167	<b>0.18</b>	0.103	<b>0.11</b>	-0.03
LTE Band26	26965	841.5	36RB-Low Front	/	22.98	23.3	0.119	<b>0.13</b>	0.086	<b>0.09</b>	0.12
LTE Band26	26965	841.5	36RB-Low Rear	/	22.98	23.3	0.152	<b>0.16</b>	0.114	<b>0.12</b>	0.12
LTE Band26	26965	841.5	36RB-Low Right Edge	/	22.98	23.3	0.076	<b>0.08</b>	0.056	<b>0.06</b>	-0.05
LTE Band26	26965	841.5	36RB-Low Bottom Edge	/	22.98	23.3	0.136	<b>0.15</b>	0.084	<b>0.09</b>	0.08
LTE Band26	26965	841.5	1RB-Middle Rear	B2	23.91	24.3	0.17	<b>0.19</b>	0.126	<b>0.14</b>	0.05

Note: The LTE mode is QPSK\_15MHz.

Note: The distance between the EUT and the phantom bottom is 10mm.

**Table 14.2-39: SAR Values (LTE Band41 PC3-Head)**

Test Position	Phantom position Left/Right/F	Frequency Band	Channel Number	Frequency (MHz)	Mode	Figure No./Note	EUT Measured Power (dBm)	Tune up (dBm)	Measured SAR 1g (W/kg)	Calculated SAR 1g (W/kg)	Measured SAR 10g (W/kg)	Calculated SAR 10g (W/kg)	Power Drift
Cheek	Left	LTE Band41	41490	2680	1RB-High	Fig.103	24.05	24.3	0.089	<b>0.09</b>	0.049	<b>0.05</b>	-0.02
Tilt	Left	LTE Band41	41490	2680	1RB-High	/	24.05	24.3	0.045	<b>0.04</b>	0.022	<b>0.02</b>	0.06
Cheek	Right	LTE Band41	41490	2680	1RB-High	/	24.05	24.3	0.063	<b>0.07</b>	0.034	<b>0.04</b>	0.02
Tilt	Right	LTE Band41	41490	2680	1RB-High	/	24.05	24.3	0.065	<b>0.07</b>	0.032	<b>0.03</b>	-0.10
Cheek	Left	LTE Band41	41490	2680	50RB-High	/	23.08	23.3	0.075	<b>0.08</b>	0.04	<b>0.04</b>	-0.02
Tilt	Left	LTE Band41	41490	2680	50RB-High	/	23.08	23.3	0.039	<b>0.04</b>	0.02	<b>0.02</b>	0.01
Cheek	Right	LTE Band41	41490	2680	50RB-High	/	23.08	23.3	0.046	<b>0.05</b>	0.026	<b>0.03</b>	-0.12
Tilt	Right	LTE Band41	41490	2680	50RB-High	/	23.08	23.3	0.053	<b>0.06</b>	0.027	<b>0.03</b>	0.04
Cheek	Left	LTE Band41	41490	2680	1RB-High	B2	24.05	24.3	0.074	<b>0.08</b>	0.035	<b>0.04</b>	0.07

Note: The LTE mode is QPSK\_20MHz.

**Table 14.2-40: SAR Values (LTE Band41 PC3-Body)**

Frequency Band	Channel Number	Frequency (MHz)	Mode	Figure No./Note	EUT Measured Power (dBm)	Tune up (dBm)	Measured SAR 1g (W/kg)	Calculated SAR 1g (W/kg)	Measured SAR 10g (W/kg)	Calculated SAR 10g (W/kg)	Power Drift
LTE Band41	41490	2680	1RB-High Front	/	24.05	24.3	0.162	<b>0.17</b>	0.091	<b>0.10</b>	-0.04
LTE Band41	41490	2680	1RB-High Rear	/	24.05	24.3	0.277	<b>0.29</b>	0.145	<b>0.15</b>	0.07
LTE Band41	41490	2680	1RB-High Left Edge	/	24.05	24.3	0.057	<b>0.06</b>	0.03	<b>0.03</b>	0.02
LTE Band41	41490	2680	1RB-High Bottom Edge	Fig.104	24.05	24.3	0.279	<b>0.30</b>	0.151	<b>0.16</b>	0.19
LTE Band41	41490	2680	50RB-High Front	/	23.08	23.3	0.131	<b>0.14</b>	0.075	<b>0.08</b>	-0.04
LTE Band41	41490	2680	50RB-High Rear	/	23.08	23.3	0.236	<b>0.25</b>	0.117	<b>0.12</b>	-0.06
LTE Band41	41490	2680	50RB-High Left Edge	/	23.08	23.3	0.051	<b>0.05</b>	0.027	<b>0.03</b>	0.08
LTE Band41	41490	2680	50RB-High Bottom Edge	/	23.08	23.3	0.232	<b>0.24</b>	0.129	<b>0.14</b>	-0.12
LTE Band41	41490	2680	1RB-High Bottom Edge	B2	24.05	24.3	0.258	<b>0.27</b>	0.141	<b>0.15</b>	0.01

Note: The LTE mode is QPSK\_20MHz.

Note: The distance between the EUT and the phantom bottom is 15mm.

**Table 14.2-41: SAR Values (LTE Band41 PC3-Body)**

Frequency Band	Channel Number	Frequency (MHz)	Mode	Figure No./Note	EUT Measured Power (dBm)	Tune up (dBm)	Measured SAR 1g (W/kg)	Calculated SAR 1g (W/kg)	Measured SAR 10g (W/kg)	Calculated SAR 10g (W/kg)	Power Drift
LTE Band41	41490	2680	1RB-Middle Front	/	23.10	23.3	0.184	<b>0.19</b>	0.097	<b>0.10</b>	-0.01
LTE Band41	41490	2680	1RB-Middle Rear	/	23.10	23.3	0.299	<b>0.31</b>	0.152	<b>0.16</b>	0.03
LTE Band41	41490	2680	1RB-Middle Left Edge	/	23.10	23.3	0.065	<b>0.07</b>	0.035	<b>0.04</b>	0.03
LTE Band41	41490	2680	1RB-Middle Bottom Edge	Fig.105	23.10	23.3	0.405	<b>0.42</b>	0.205	<b>0.21</b>	0.14
LTE Band41	41490	2680	50RB-High Front	/	23.07	23.3	0.167	<b>0.18</b>	0.089	<b>0.09</b>	0.01
LTE Band41	41490	2680	50RB-High Rear	/	23.07	23.3	0.25	<b>0.26</b>	0.131	<b>0.14</b>	-0.11
LTE Band41	41490	2680	50RB-High Left Edge	/	23.07	23.3	0.049	<b>0.05</b>	0.027	<b>0.03</b>	-0.01
LTE Band41	41490	2680	50RB-High Bottom Edge	/	23.07	23.3	0.326	<b>0.34</b>	0.166	<b>0.18</b>	-0.1
LTE Band41	41490	2680	1RB-Middle Bottom Edge	B2	23.10	23.3	0.39	<b>0.41</b>	0.187	<b>0.20</b>	0.04

Note: The LTE mode is QPSK\_20MHz.

Note: The distance between the EUT and the phantom bottom is 10mm.

**Table 14.2-42: SAR Values (LTE Band41 PC2-Head)**

Test Position	Phantom position Left/Right/F	Frequency Band	Channel Number	Frequency (MHz)	Mode	Figure No./Note	EUT Measured Power (dBm)	Tune up (dBm)	Measured SAR 1g (W/kg)	Calculated SAR 1g (W/kg)	Measured SAR 10g (W/kg)	Calculated SAR 10g (W/kg)	Power Drift
Cheek	Left	LTE Band41	39750	2506	1RB-Low	Fig.106	26.99	27.3	0.139	<b>0.15</b>	0.079	<b>0.08</b>	-0.01
Tilt	Left	LTE Band41	39750	2506	1RB-Low	/	26.99	27.3	0.05	<b>0.05</b>	0.028	<b>0.03</b>	-0.06
Cheek	Right	LTE Band41	39750	2506	1RB-Low	/	26.99	27.3	0.091	<b>0.10</b>	0.053	<b>0.06</b>	0.08
Tilt	Right	LTE Band41	39750	2506	1RB-Low	/	26.99	27.3	0.091	<b>0.10</b>	0.049	<b>0.05</b>	0.10
Cheek	Left	LTE Band41	39750	2506	50RB-Middle	/	26.09	26.3	0.11	<b>0.12</b>	0.062	<b>0.07</b>	0.03
Tilt	Left	LTE Band41	39750	2506	50RB-Middle	/	26.09	26.3	0.045	<b>0.05</b>	0.023	<b>0.02</b>	-0.04
Cheek	Right	LTE Band41	39750	2506	50RB-Middle	/	26.09	26.3	0.064	<b>0.07</b>	0.036	<b>0.04</b>	-0.04
Tilt	Right	LTE Band41	39750	2506	50RB-Middle	/	26.09	26.3	0.072	<b>0.08</b>	0.038	<b>0.04</b>	0.01
Cheek	Left	LTE Band41	39750	2506	1RB-Low	B2	26.99	27.3	0.128	<b>0.14</b>	0.069	<b>0.07</b>	0.05

Note: The LTE mode is QPSK\_20MHz.

**Table 14.2-43: SAR Values (LTE Band41 PC2–Body)**

Frequency Band	Channel Number	Frequency (MHz)	Mode	Figure No./Note	EUT Measured Power (dBm)	Tune up (dBm)	Measured SAR 1g (W/kg)	Calculated SAR 1g (W/kg)	Measured SAR 10g (W/kg)	Calculated SAR 10g (W/kg)	Power Drift
LTE Band41	39750	2506	1RB-Low Front	/	26.99	27.3	0.197	0.21	0.118	0.13	-0.02
LTE Band41	39750	2506	1RB-Low Rear	/	26.99	27.3	0.221	0.24	0.12	0.13	-0.04
LTE Band41	39750	2506	1RB-Low Left Edge	/	26.99	27.3	0.07	0.08	0.039	0.04	-0.09
LTE Band41	39750	2506	1RB-Low Bottom Edge	Fig.107	26.99	27.3	0.381	0.41	0.21	0.23	0.06
LTE Band41	39750	2506	5ORB-Middle Front	/	26.09	26.3	0.152	0.16	0.092	0.10	-0.12
LTE Band41	39750	2506	5ORB-Middle Rear	/	26.09	26.3	0.177	0.19	0.097	0.10	-0.01
LTE Band41	39750	2506	5ORB-Middle Left Edge	/	26.09	26.3	0.057	0.06	0.032	0.03	0.10
LTE Band41	39750	2506	5ORB-Middle Bottom Edge	/	26.09	26.3	0.279	0.29	0.157	0.16	-0.12
LTE Band41	39750	2506	1RB-Low Bottom Edge	B2	26.99	27.3	0.371	0.40	0.2	0.21	0.05

Note: The LTE mode is QPSK\_20MHz.

Note: The distance between the EUT and the phantom bottom is 15mm.

**Table 14.2-44: SAR Values (LTE Band41 PC2–Body)**

Frequency Band	Channel Number	Frequency (MHz)	Mode	Figure No./Note	EUT Measured Power (dBm)	Tune up (dBm)	Measured SAR 1g (W/kg)	Calculated SAR 1g (W/kg)	Measured SAR 10g (W/kg)	Calculated SAR 10g (W/kg)	Power Drift
LTE Band41	41490	2680	1RB-Middle Front	/	21.90	22.3	0.147	0.16	0.078	0.09	-0.10
LTE Band41	41490	2680	1RB-Middle Rear	/	21.90	22.3	0.254	0.28	0.132	0.14	0.05
LTE Band41	41490	2680	1RB-Middle Left Edge	/	21.90	22.3	0.06	0.07	0.03	0.03	-0.03
LTE Band41	41490	2680	1RB-Middle Bottom Edge	/	21.90	22.3	0.302	0.33	0.17	0.19	-0.03
LTE Band41	41490	2680	5ORB-High Front	/	21.98	22.3	0.155	0.17	0.082	0.09	-0.03
LTE Band41	41490	2680	5ORB-High Rear	/	21.98	22.3	0.256	0.28	0.132	0.14	-0.07
LTE Band41	41490	2680	5ORB-High Left Edge	/	21.98	22.3	0.062	0.07	0.032	0.03	-0.10
LTE Band41	41490	2680	5ORB-High Bottom Edge	Fig.108	21.98	22.3	0.336	0.36	0.17	0.18	0.05
LTE Band41	41490	2680	5ORB-High Bottom Edge	B2	21.98	22.3	0.306	0.33	0.162	0.17	0.07

Note: The LTE mode is QPSK\_20MHz.

Note: The distance between the EUT and the phantom bottom is 10mm.

**Table 14.2-45: SAR Values (LTE Band66–Head)**

Test Position	Phantom position Left/Right	Frequency Band	Channel Number	Frequency (MHz)	Mode	Figure No./Note	EUT Measured Power (dBm)	Tune up (dBm)	Measured SAR 1g (W/kg)	Calculated SAR 1g (W/kg)	Measured SAR 10g (W/kg)	Calculated SAR 10g (W/kg)	Power Drift
Cheek	Left	LTE Band66	132072	1720	1RB-Middle	/	24.13	24.4	0.147	0.16	0.103	0.11	0.09
Tilt	Left	LTE Band66	132072	1720	1RB-Middle	/	24.13	24.4	0.074	0.08	0.05	0.05	0.12
Cheek	Right	LTE Band66	132072	1720	1RB-Middle	/	24.13	24.4	0.169	0.18	0.118	0.13	-0.02
Tilt	Right	LTE Band66	132072	1720	1RB-Middle	/	24.13	24.4	0.074	0.08	0.05	0.05	0.01
Cheek	Left	LTE Band66	132072	1720	5ORB-Middle	/	23.22	23.3	0.156	0.16	0.11	0.11	-0.05
Tilt	Left	LTE Band66	132072	1720	5ORB-Middle	/	23.22	23.3	0.076	0.08	0.053	0.05	-0.07
Cheek	Right	LTE Band66	132072	1720	5ORB-Middle	Fig.109	23.22	23.3	0.19	0.19	0.125	0.13	-0.09
Tilt	Right	LTE Band66	132072	1720	5ORB-Middle	/	23.22	23.3	0.08	0.08	0.054	0.06	0.03
Cheek	Right	LTE Band66	132072	1720	5ORB-Middle	B2	23.22	23.3	0.178	0.18	0.105	0.11	0.08

Note: The LTE mode is QPSK\_20MHz.

**Table 14.2-46: SAR Values (LTE Band66–Body)**

Frequency Band	Channel Number	Frequency (MHz)	Mode	Figure No./Note	EUT Measured Power (dBm)	Tune up (dBm)	Measured SAR 1g (W/kg)	Calculated SAR 1g (W/kg)	Measured SAR 10g (W/kg)	Calculated SAR 10g (W/kg)	Power Drift
LTE Band66	132072	1720	1RB-Middle Front	/	24.13	24.4	0.307	0.33	0.204	0.22	0.06
LTE Band66	132072	1720	1RB-Middle Rear	/	24.13	24.4	0.332	0.35	0.222	0.24	0.04
LTE Band66	132072	1720	1RB-Middle Left Edge	/	24.13	24.4	0.124	0.13	0.073	0.08	0.03
LTE Band66	132072	1720	1RB-Middle Bottom Edge	/	24.13	24.4	0.44	0.47	0.274	0.29	-0.03
LTE Band66	132072	1720	5ORB-Middle Front	/	23.22	23.3	0.317	0.32	0.21	0.21	-0.11
LTE Band66	132072	1720	5ORB-Middle Rear	/	23.22	23.3	0.346	0.35	0.232	0.24	-0.04
LTE Band66	132072	1720	5ORB-Middle Left Edge	/	23.22	23.3	0.127	0.13	0.075	0.08	0.08
LTE Band66	132072	1720	5ORB-Middle Bottom Edge	Fig.110	23.22	23.3	0.475	0.48	0.286	0.29	-0.02
LTE Band66	132072	1720	5ORB-Middle Bottom Edge	B2	23.22	23.3	0.458	0.47	0.27	0.28	0.02

Note: The LTE mode is QPSK\_20MHz.

Note: The distance between the EUT and the phantom bottom is 15mm.

**Table 14.2-47: SAR Values (LTE Band66–Body)**

Frequency Band	Channel Number	Frequency (MHz)	Mode	Figure No./Note	EUT Measured Power (dBm)	Tune up (dBm)	Measured SAR 1g (W/kg)	Calculated SAR 1g (W/kg)	Measured SAR 10g (W/kg)	Calculated SAR 10g (W/kg)	Power Drift
LTE Band66	132072	1720	1RB-Middle Front	/	19.62	20.9	0.298	<b>0.40</b>	0.184	<b>0.25</b>	-0.04
LTE Band66	132072	1720	1RB-Middle Rear	/	19.62	20.9	0.355	<b>0.48</b>	0.212	<b>0.28</b>	-0.01
LTE Band66	132072	1720	1RB-Middle Left Edge	/	19.62	20.9	0.158	<b>0.21</b>	0.085	<b>0.11</b>	-0.01
LTE Band66	132072	1720	1RB-Middle Bottom Edge	/	19.62	20.9	0.704	<b>0.95</b>	0.429	<b>0.58</b>	0.07
LTE Band66	132072	1720	50RB-Middle Front	/	19.74	20.9	0.308	<b>0.40</b>	0.193	<b>0.25</b>	0.01
LTE Band66	132072	1720	50RB-Middle Rear	/	19.74	20.9	0.363	<b>0.47</b>	0.217	<b>0.28</b>	0.11
LTE Band66	132072	1720	50RB-Middle Left Edge	/	19.74	20.9	0.16	<b>0.21</b>	0.087	<b>0.11</b>	-0.11
LTE Band66	132072	1720	50RB-Middle Bottom Edge	Fig.111	19.74	20.9	0.757	<b>0.99</b>	0.443	<b>0.58</b>	0.01
LTE Band66	132072	1720	50RB-Middle Bottom Edge	B2	19.74	20.9	0.717	<b>0.94</b>	0.415	<b>0.54</b>	0.05
LTE Band66	132072	1720	50RB-Middle Bottom Edge	0mm	19.74	20.9	4.94	<b>6.46</b>	2.17	<b>2.84</b>	-0.07

Note: The LTE mode is QPSK\_20MHz.

Note: The distance between the EUT and the phantom bottom is 10mm.

**Table 14.2-48: SAR Values (LTE Band71–Head)**

Test Position	Phantom position Left/Right/F	Frequency Band	Channel Number	Frequency (MHz)	Mode	Figure No./Note	EUT Measured Power (dBm)	Tune up (dBm)	Measured SAR 1g (W/kg)	Calculated SAR 1g (W/kg)	Measured SAR 10g (W/kg)	Calculated SAR 10g (W/kg)	Power Drift
Cheek	Left	LTE Band71	133222	673	1RB-Low	Fig.112	23.35	24.4	0.075	<b>0.10</b>	0.062	<b>0.08</b>	-0.08
Tilt	Left	LTE Band71	133222	673	1RB-Low	/	23.35	24.4	0.033	<b>0.04</b>	0.029	<b>0.04</b>	-0.10
Cheek	Right	LTE Band71	133222	673	1RB-Low	/	23.35	24.4	0.041	<b>0.05</b>	0.037	<b>0.05</b>	-0.10
Tilt	Right	LTE Band71	133222	673	1RB-Low	/	23.35	24.4	0.029	<b>0.04</b>	0.018	<b>0.02</b>	0.05
Cheek	Left	LTE Band71	133322	683	50RB-High	/	22.29	23.4	0.055	<b>0.07</b>	0.05	<b>0.06</b>	-0.01
Tilt	Left	LTE Band71	133322	683	50RB-High	/	22.29	23.4	0.03	<b>0.04</b>	0.019	<b>0.02</b>	0.06
Cheek	Right	LTE Band71	133322	683	50RB-High	/	22.29	23.4	0.047	<b>0.06</b>	0.043	<b>0.06</b>	-0.02
Tilt	Right	LTE Band71	133322	683	50RB-High	/	22.29	23.4	0.026	<b>0.03</b>	0.018	<b>0.02</b>	0.08
Cheek	Left	LTE Band71	133222	673	1RB-Low	B2	23.35	24.4	0.068	<b>0.09</b>	0.059	<b>0.08</b>	0.04

Note: The LTE mode is QPSK\_20MHz.

**Table 14.2-49: SAR Values (LTE Band71–Body)**

Frequency Band	Channel Number	Frequency (MHz)	Mode	Figure No./Note	EUT Measured Power (dBm)	Tune up (dBm)	Measured SAR 1g (W/kg)	Calculated SAR 1g (W/kg)	Measured SAR 10g (W/kg)	Calculated SAR 10g (W/kg)	Power Drift
LTE Band71	133222	673	1RB-Low Front	/	23.35	24.4	0.064	<b>0.08</b>	0.049	<b>0.06</b>	-0.10
LTE Band71	133222	673	1RB-Low Rear	Fig.113	23.35	24.4	0.083	<b>0.11</b>	0.062	<b>0.08</b>	-0.08
LTE Band71	133222	673	1RB-Low Right Edge	/	23.35	24.4	0.076	<b>0.10</b>	0.053	<b>0.07</b>	0.12
LTE Band71	133222	673	1RB-Low Bottom Edge	/	23.35	24.4	0.064	<b>0.08</b>	0.036	<b>0.05</b>	0.05
LTE Band71	133222	673	50RB-Middle Front	/	22.29	23.4	0.059	<b>0.08</b>	0.046	<b>0.06</b>	0.12
LTE Band71	133222	673	50RB-Middle Rear	/	22.29	23.4	0.079	<b>0.10</b>	0.061	<b>0.08</b>	-0.10
LTE Band71	133222	673	50RB-Middle Right Edge	/	22.29	23.4	0.048	<b>0.06</b>	0.034	<b>0.04</b>	-0.11
LTE Band71	133222	673	50RB-Middle Bottom Edge	/	22.29	23.4	0.03	<b>0.04</b>	0.028	<b>0.04</b>	0.07
LTE Band71	133222	673	1RB-Low Rear	B2	23.35	24.4	0.074	<b>0.09</b>	0.059	<b>0.08</b>	0.05

Note: The LTE mode is QPSK\_20MHz.

Note: The distance between the EUT and the phantom bottom is 10mm.

### 14.3 WLAN Evaluation for 2.4G

According to the KDB248227 D01, SAR is measured for 2.4GHz 802.11b DSSS using the initial test position procedure.

When the phone is in talking mode and receiver worked, then power reduction will be implemented immediately at WIFI 2.4G.

#### Head Evaluation

**Table 14.3-1: SAR Values (WLAN - Head)– 802.11b (Fast SAR)**

Frequency		Side	Test Position	Figure No./ Note	Conducted Power (dBm)	Max. tune-up Power (dBm)	Measured SAR(10g) (W/kg)	Reported SAR(10g)( W/kg)	Measured SAR(1g) (W/kg)	Reported SAR(1g)( W/kg)	Power Drift (dB)
MHz	Ch.										
Ambient Temperature: 22.9°C Liquid Temperature: 22.5°C											
2462	11	Left	Cheek	/	17.86	<b>19.00</b>	0.185	<b>0.24</b>	0.408	<b>0.53</b>	0.09
2462	11	Left	Tilt	/	17.86	<b>19.00</b>	0.182	<b>0.24</b>	0.356	<b>0.46</b>	0.09
2462	11	Right	Cheek	/	17.86	<b>19.00</b>	0.094	<b>0.12</b>	0.176	<b>0.23</b>	-0.08
2462	11	Right	Tilt	/	17.86	<b>19.00</b>	0.068	<b>0.09</b>	0.123	<b>0.16</b>	-0.08
2462	11	Left	Cheek	B2	17.86	<b>19.00</b>	0.180	<b>0.23</b>	0.401	<b>0.52</b>	0.07

As shown above table, the initial test position for head is “Left Touch”. So the head SAR of WLAN is presented as below:

**Table 14.3-2: SAR Values (WLAN - Head)– 802.11b (Full SAR)**

Frequency		Side	Test Position	Figure No./ Note	Conducted Power (dBm)	Max. tune-up Power (dBm)	Measured SAR(10g) (W/kg)	Reported SAR(10g) (W/kg)	Measured SAR(1g) (W/kg)	Reported SAR(1g)( W/kg)	Power Drift (dB)
MHz	Ch.										
Ambient Temperature: 22.9°C Liquid Temperature: 22.5°C											
2462	11	Left	Cheek	Fig.114	17.86	<b>19.00</b>	0.200	<b>0.26</b>	0.422	<b>0.55</b>	0.05
2437	6	Left	Cheek	/	17.61	<b>19.00</b>	0.177	<b>0.24</b>	0.387	<b>0.53</b>	0.11
2437	6	Left	Tilt	/	17.61	<b>19.00</b>	0.169	<b>0.23</b>	0.300	<b>0.41</b>	0.08

Note1: When the reported SAR of the initial test position is > 0.4 W/kg, SAR is repeated for the 802.11 transmission mode configuration tested in the initial test position using subsequent highest estimated 1-g SAR conditions determined by area scans, on the highest maximum output power channel, until the reported SAR is  $\leq$  0.8 W/kg.

Note2: For all positions/configurations tested using the initial test position and subsequent test positions, when the reported SAR is > 0.8 W/kg, SAR is measured for these test positions/configurations on the subsequent next highest measured output power channel until the reported SAR is  $\leq$  1.2 W/kg or all required channels are tested.

According to the KDB248227 D01, The reported SAR must be scaled to 100% transmission duty factor to determine compliance at the maximum tune-up tolerance limit. The scaled reported SAR is presented as below.

**Table 14.3-3: SAR Values (WLAN - Head) – 802.11b (Scaled Reported SAR)**

Frequency		Side	Test Position	Actual duty factor	maximum duty factor	Reported SAR (1g)(W/kg)	Scaled reported SAR (1g)(W/kg)
MHz	Ch.						
Ambient Temperature: 22.9°C Liquid Temperature: 22.5°C							
2437	6	Left	Cheek	100%	100%	<b>0.55</b>	<b>0.55</b>

SAR is not required for OFDM because the 802.11b adjusted SAR  $\leq$  1.2 W/kg.

**Body Evaluation**
**Table 14.3-4: SAR Values (WLAN - Body)– 802.11b (Fast SAR)**

Frequency		Test Position	Figure No./ Note	Conducted Power (dBm)	Max. tune-up Power (dBm)	Measured SAR(10g) (W/kg)	Reported SAR(10g)(W/kg)	Measured SAR(1g) (W/kg)	Reported SAR(1g)(W/kg)	Power Drift (dB)
MHz	Ch.									
Ambient Temperature: 22.9 °C		Liquid Temperature: 22.5 °C								
2462	11	Front	/	22.75	24.00	0.155	0.21	0.294	0.39	-0.12
2462	11	Rear	/	22.75	24.00	0.179	0.24	0.332	0.44	0.05
2462	11	Right	/	22.75	24.00	0.169	0.23	0.332	0.44	0.09
2462	11	Top	/	22.75	24.00	0.097	0.13	0.219	0.29	0.05
2462	11	Rear	B2	22.75	24.00	0.170	0.23	0.333	0.44	0.09
2462	11	TOP	0mm	22.75	24.00	0.487	0.65	1.520	2.03	-0.05
2462	11	Left Edge	0mm	22.75	24.00	0.019	0.03	0.041	0.05	-0.17
2462	11	Bottom	0mm	22.75	24.00	0.053	0.07	0.129	0.17	-0.01
2462	11	Rear	0mm	22.75	24.00	0.902	1.20	1.920	2.56	0.05

Note: The distance between the EUT and the phantom bottom is 10mm.

As shown above table, the initial test position for body is “Rear”. So the body SAR of WLAN is presented as below:

**Table 14.3-5: SAR Values (WLAN - Body)– 802.11b (Full SAR)**

Frequency		Test Position	Figure No./ Note	Conducted Power (dBm)	Max. tune-up Power (dBm)	Measured SAR(10g) (W/kg)	Reported SAR(10g) (W/kg)	Measured SAR(1g) (W/kg)	Reported SAR(1g)(W/kg)	Power Drift (dB)
MHz	Ch.									
Ambient Temperature: 22.9 °C		Liquid Temperature: 22.5 °C								
11	2462	Rear	Fig.115	22.75	24.00	0.184	0.30	0.351	0.47	-0.02

Note1: When the reported SAR of the initial test position is > 0.4 W/kg, SAR is repeated for the 802.11 transmission mode configuration tested in the initial test position using subsequent highest estimated 1-g SAR conditions determined by area scans, on the highest maximum output power channel, until the reported SAR is  $\leq$  0.8 W/kg.

Note2: For all positions/configurations tested using the initial test position and subsequent test positions, when the reported SAR is > 0.8 W/kg, SAR is measured for these test positions/configurations on the subsequent next highest measured output power channel until the reported SAR is  $\leq$  1.2 W/kg or all required channels are tested.

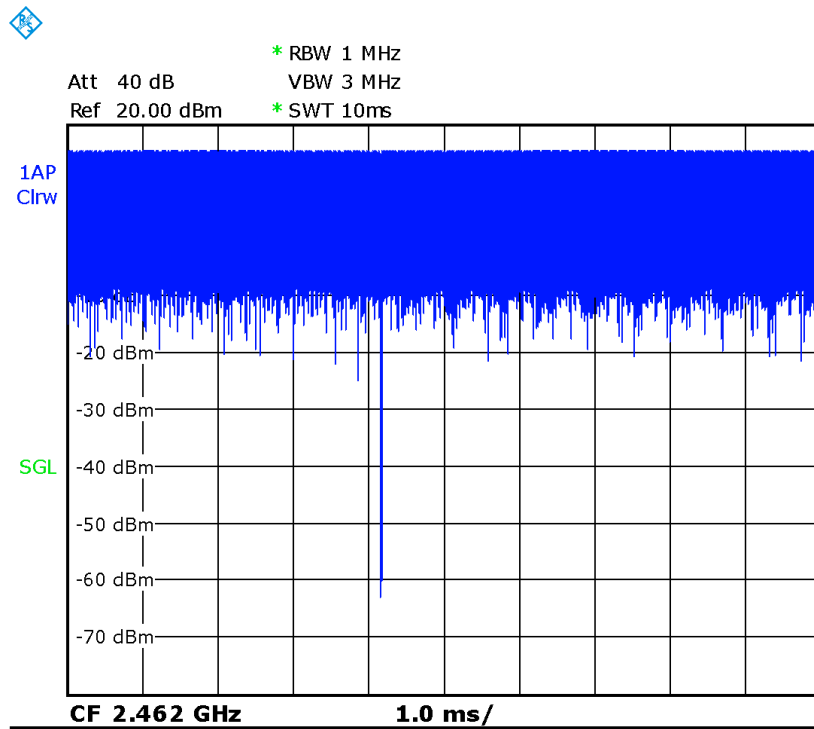
According to the KDB248227 D01, The reported SAR must be scaled to 100% transmission duty factor to determine compliance at the maximum tune-up tolerance limit. The scaled reported SAR is presented as below.

**Table 14.3-6: SAR Values (WLAN - Body) – 802.11b (Scaled Reported SAR)**

Frequency		Test Position	Actual duty factor	maximum duty factor	Reported SAR (1g)(W/kg)	Scaled reported SAR (1g)(W/kg)
MHz	Ch.					
Ambient Temperature: 22.9 °C		Liquid Temperature: 22.5 °C				
6	2437	Rear	100%	100%	<b>0.47</b>	<b>0.47</b>

SAR is not required for OFDM because the 802.11b adjusted SAR  $\leq$  1.2 W/kg.





Picture 14.1 Duty factor plot

## 14.4 SAR results for BT

**Table 14.4-1: SAR Values (BT - Head)**

Frequency	Side	Test Position	Conducted Power (dBm)	Max. tune-up Power (dBm)	Measured SAR(10g) (W/kg)	Reported SAR(10g) (W/kg)	Measured SAR(1g) (W/kg)	Reported SAR(1g)(W/kg)	Power Drift (dB)
Ch.									
39	Left	Cheek	13.38	14	0.048	<b>0.06</b>	0.106	<b>0.12</b>	-0.09
39	Left	Tilt	13.38	14	0.016	<b>0.02</b>	0.029	<b>0.03</b>	-0.09
39	Right	Cheek	13.38	14	0.024	<b>0.03</b>	0.048	<b>0.05</b>	-0.11
39	Right	Tilt	13.38	14	0.042	<b>0.05</b>	0.085	<b>0.10</b>	-0.02

**Table 14.4-2: SAR Values (BT - Body)**

Frequency	Test Position	Conducted Power (dBm)	Max. tune-up Power (dBm)	Measured SAR(10g) (W/kg)	Reported SAR(10g) (W/kg)	Measured SAR(1g) (W/kg)	Reported SAR(1g)(W/kg)	Power Drift (dB)
Ch.								
39	Front	13.38	14	0.008	<b>0.02</b>	0.017	<b>0.02</b>	-0.02
39	Rear	13.38	14	0.009	<b>0.30</b>	0.020	<b>0.02</b>	0.12
39	Right	13.38	14	0.008	<b>0.10</b>	0.017	<b>0.02</b>	0.03
39	Top	13.38	14	0.005	<b>0.05</b>	0.012	<b>0.01</b>	-0.05

Note1: The distance between the EUT and the phantom bottom is 10mm.

## 14.5 WLAN Evaluation For 5G

When the phone hotspot worked, then power reduction will be implemented immediately at WIFI 5G U-NII-1/ U-NII-3. Hotspot is not supported for U-NII-2A/ U-NII-2C

**Table 14.5-1: OFDM mode specified maximum output power of WLAN antenna**

802.11 mode	a	g	n		ac			
Ch. BW(MHz)	20	20	20	40	20	40	80	160
U-NII-1	X	X	X	X	X	X	X	
U-NII-2A	X	X	X	X	X	X	X	
U-NII-2C	X	X	X	X	X	X	X	
U-NII-3	X	X	X	X	X	X	X	
§ 15.247 (5.8 GHz)								

X: maximum(conducted) output power(mW), including tolerance, specified for production units

**Table 14.5-2: Maximum output power specified of WLAN antenna – Head/Body 15mm**

802.11 mode	a	g	n		ac			
Ch. BW(MHz)	20	20	20	40	20	40	80	160
U-NII-1	100		100	100	100	100	89	
U-NII-2A	100		100	100	100	100	89	
U-NII-2C	100		100	100	100	100	89	
U-NII-3	100		100	100	100	100	89	
§ 15.247 (5.8 GHz)								

- The maximum output power specified for production units is the same for all channels, modulations and data rates in each channel bandwidth configuration of the 802.11a/g/n/ac modes.
- The blue highlighted cells represent highest output configurations in each standalone or aggregated frequency band, with tune-up tolerance included.

**Table 14.5-3: Maximum output power specified of WLAN antenna –Body 10mm**

802.11 mode	a	g	n		ac			
Ch. BW(MHz)	20	20	20	40	20	40	80	160
U-NII-1	63		63	63	63	63	63	
U-NII-2A	63		63	63	63	63	63	
U-NII-2C	63		63	63	63	63	63	
U-NII-3	63		63	63	63	63	63	
§ 15.247 (5.8 GHz)								

- The maximum output power specified for production units is the same for all channels, modulations and data rates in each channel bandwidth configuration of the 802.11a/g/n/ac modes.
- The blue highlighted cells represent highest output configurations in each standalone or aggregated frequency band, with tune-up tolerance included.

**Table 14.5-4: Maximum output power measured of WLAN antenna, for the applicable OFDM configurations according to the default power measurement procedures for selection initial test configurations – Head/Body 15mm**

802.11 mode	a	n		ac		
BW(MHz)	20	20	40	20	40	80
U-NII-1	36/40/44/48 Lower power	36/40/44/48 Lower power	<b>38/46</b> <b>79/67</b>	36/40/44/48 Lower power	38/46 Lower power	42 Lower power
U-NII-2A	52/56/60/64 Lower power	52/56/60/64 Lower power	54/ <b>62</b> <b>64/70</b>	52/56/60/64 Lower power	54/62 Lower power	58 Lower power
U-NII-2C	100/104/108/112 <b>58/54/51/52</b> 116/120/124/128 Lower power	100/104/108/112 116/132/136/140 Lower power	102/110/118/ 126/134/ <b>142</b> 67/63/64/64/ 68/ <b>70</b>	100/104/108/11 2 116/132/136/14 0 Lower power	102/110/134 Lower power	106 Lower power
U-NII-3	149/153/157/161/ 165 Lower power	149/153/157/161 /165 Lower power	151/ <b>159</b> <b>65/75</b>	149/153/157/16 1/165 Lower power	151/159 Lower power	155 Lower power

- The **bold numbers** is the maximum output measured power (mW).
- Channels with measured maximum power within 0.25dB are considered to have the same measured output. Channels selected for initial test configuration are **highlighted in yellow**.

**Table 14.5-5: Maximum output power measured of WLAN antenna, for the applicable OFDM configurations according to the default power measurement procedures for selection initial test configurations – Body 10mm**

802.11 mode	a	n		ac		
BW(MHz)	20	20	40	20	40	80
U-NII-1	36/40/44/48 Lower power	36/40/44/48 Lower power	38/46 Lower power	36/40/44/48 Lower power	38/46 Lower power	<b>42</b> <b>53</b> Lower power
U-NII-3	100/104/108/112 /116/120/124/12 8/132/136/140/1 44 Lower power	149/153/157/16 1/165 Lower power	151/159 Lower power	149/153/157/16 1/165 Lower power	151/159 Lower power	<b>155</b> <b>58</b> Lower power

- The **bold numbers** is the maximum output measured power (mW).
- Channels with measured maximum power within 0.25dB are considered to have the same measured output. Channels selected for initial test configuration are **highlighted in yellow**.

**Table 14.5-6: Reported SAR of initial test configuration for Head**

802.11 mode	a	n		ac		
BW(MHz)	20	20	40	20	40	80
U-NII-1	36/40/44/48	36/40/44/48	38/46	36/40/44/48	38/46	42
U-NII-2A	52/56/60/64	52/56/60/64	54/62 0.21	52/56/60/64	54/62	58
U-NII-2C	100/104/108/112/116/120/124 /128/132/136/140/144	100/104/108/112 116/132/136/140	102/110/118/ 126/134/142 0.43	100/104/108/112 116/132/136/140	102/110 /134	106
U-NII-3	149/153/157/161/165	149/153/157/161/ 165	151/159 0.40	149/153/157/161 /165	151/159	155

Initial test configuration SAR for U-NII-2A band is > 0.8 W/kg, SAR is required for next highest output channel in initial test configuration. The next highest output channel SAR is ≤ 1.2 W/kg, SAR is not required for subsequent next highest output channel. Similar circumstances apply to U-NII-1, U-NII-2C band and U-NII-3 band.

The green highlighted channels are next highest measured output channel in the initial test configuration. Highest measured output power channel tested initially are in yellow highlight.

**Table 14.5-7: Reported SAR of initial test configuration for Body 10mm**

802.11 mode	a	n		ac		
BW(MHz)	20	20	40	20	40	80
U-NII-1	44/48	36/40/44/48	38/46	36/40/44/48	38/46	42 0.37
U-NII-3	149/153/157/161/ 165	157/161/165	151/159	149/153/157/161 /165	151/159	155 0.38

Highest measured output power channel tested initially are in yellow highlight.

**Table 14.5-8: Reported SAR of initial test configuration for Body 15mm**

802.11 mode	a	n		ac		
BW(MHz)	20	20	40	20	40	80
U-NII-1	36/40/44/48	36/40/44/48	38/46	36/40/44/48	38/46	42
U-NII-2A	52/56/60/64	52/56/60/64	54/62 0.46	52/56/60/64	54/62	58
U-NII-2C	100/104/108/112/116/120/12 4/128/132/136/140/144	100/104/108/112 116/132/136/140	118/126/134/ 142 0.61	100/104/108/112 116/132/136/140	102/110 /134	106
U-NII-3	149/153/157/161/165	149/153/157/161	151/159 0.62	149/153/157/161	151/159	155

Highest measured output power channel tested initially are in yellow highlight.

**Table 14.5-6: SAR Values (WLAN 5G - Head)**

Frequency		Side	Test Position	Figure No.	Conducted Power (dBm)	Max. tune-up Power (dBm)	Measured SAR(10g) (W/kg)	Reported SAR(10g) (W/kg)	Measured SAR(1g) (W/kg)	Reported SAR(1g) (W/kg)	Power Drift (dB)
Ch.	MHz										
62	5310	Left	Cheek	/	18.43	20.00	0.052	0.08	0.143	0.21	0.07
62	5310	Left	Tilt	/	18.43	20.00	0.047	0.07	0.133	0.19	-0.05
62	5310	Right	Cheek	/	18.43	20.00	0.019	0.03	0.080	0.11	-0.07
62	5310	Right	Tilt	/	18.43	20.00	0.017	0.02	0.048	0.07	-0.03
142	5710	Left	Cheek	/	18.43	20.00	0.091	0.13	0.290	0.42	0.08
142	5710	Left	Tilt	Fig.115	18.43	20.00	0.097	0.14	0.299	0.43	-0.05
142	5710	Right	Cheek	/	18.43	20.00	0.041	0.05	0.121	0.15	0.07
142	5710	Right	Tilt	/	18.43	20.00	0.047	0.07	0.133	0.19	0.07
159	5795	Left	Cheek	/	18.73	20.00	0.095	0.13	0.287	0.38	-0.04
159	5795	Left	Tilt	/	18.73	20.00	0.093	0.12	0.295	0.40	0.00
159	5795	Right	Cheek	/	18.73	20.00	0.039	0.05	0.115	0.15	0.05
159	5795	Right	Tilt	/	18.73	20.00	0.047	0.06	0.127	0.17	0.12
142	5710	Left	Tilt	B2	18.43	20.00	0.095	0.14	0.270	0.39	0.01

**Table 14.5-7: SAR Values (WLAN 5G - Body)**

Frequency		Test Position	Figure No.	Conducted Power (dBm)	Max. tune-up Power (dBm)	Measured SAR(10g) (W/kg)	Reported SAR(10g) (W/kg)	Measured SAR(1g) (W/kg)	Reported SAR(1g) (W/kg)	Power Drift (dB)
Ch.	MHz									
42	5210	Front	/	17.53	18.00	0.012	<b>0.01</b>	0.039	<b>0.04</b>	-0.08
42	5210	Rear	/	17.53	18.00	0.109	<b>0.12</b>	0.336	<b>0.37</b>	-0.02
42	5210	Right	/	17.53	18.00	0.039	<b>0.04</b>	0.111	<b>0.12</b>	0.09
42	5210	Top	/	17.53	18.00	0.016	<b>0.02</b>	0.039	<b>0.04</b>	0.02
155	5775	Front	/	17.63	18.00	0.014	<b>0.02</b>	0.056	<b>0.06</b>	0.05
155	5775	Rear	Fig.116	17.63	18.00	0.130	<b>0.14</b>	0.348	<b>0.38</b>	0.08
155	5775	Right	/	17.63	18.00	0.048	<b>0.05</b>	0.126	<b>0.14</b>	0.02
155	5775	Top	/	17.63	18.00	0.019	<b>0.02</b>	0.049	<b>0.05</b>	0.05
155	5775	Rear	B2	17.63	18.00	0.115	<b>0.13</b>	0.305	<b>0.33</b>	0.07

Note1: The distance between the EUT and the phantom bottom is 10mm.

**Table 14.5-8: SAR Values (WLAN 5G - Body)**

Frequency		Test Position	Figure No.	Conducted Power (dBm)	Max. tune-up Power (dBm)	Measured SAR(10g) (W/kg)	Reported SAR(10g) (W/kg)	Measured SAR(1g) (W/kg)	Reported SAR(1g) (W/kg)	Power Drift (dB)
Ch.	MHz									
62	5310	Front	/	18.43	20.00	0.026	<b>0.04</b>	0.037	<b>0.05</b>	-0.01
62	5310	Rear	/	18.43	20.00	0.106	<b>0.15</b>	0.319	<b>0.46</b>	-0.01
62	5310	Right	/	18.43	20.00	0.033	<b>0.05</b>	0.063	<b>0.09</b>	-0.13
62	5310	Top	/	18.43	20.00	0.025	<b>0.04</b>	0.048	<b>0.07</b>	-0.13
142	5710	Front	/	18.43	20.00	0.070	<b>0.10</b>	0.130	<b>0.19</b>	0.02

142	5710	Rear	/	18.43	20.00	0.157	<b>0.23</b>	0.423	<b>0.61</b>	0.10
142	5710	Right	/	18.43	20.00	0.041	<b>0.06</b>	0.071	<b>0.10</b>	-0.10
142	5710	Top	/	18.43	20.00	0.043	<b>0.06</b>	0.077	<b>0.11</b>	-0.10
159	5795	Front	/	18.73	20.00	0.050	<b>0.07</b>	0.094	<b>0.13</b>	0.02
159	5795	Rear	Fig.117	18.73	20.00	0.175	<b>0.23</b>	0.463	<b>0.62</b>	-0.09
159	5795	Right	/	18.73	20.00	0.015	<b>0.02</b>	0.045	<b>0.06</b>	0.13
159	5795	Top	/	18.73	20.00	0.026	<b>0.04</b>	0.056	<b>0.07</b>	0.05
159	5795	Rear	B2	18.73	20.00	0.160	<b>0.21</b>	0.445	<b>0.60</b>	0.05
159	5795	TOP	Note2	18.73	20.00	0.188	<b>0.25</b>	0.652	<b>0.87</b>	0.08
159	5795	Left Edge	Note2	18.73	20.00	<0.01	<0.01	<0.01	<0.01	0.01
159	5795	Bottom	Note2	18.73	20.00	<0.01	<0.01	<0.01	<0.01	0.07
159	5795	Rear	Note2	18.73	20.00	0.913	<b>1.22</b>	3.460	<b>4.64</b>	0.09

Note1: The distance between the EUT and the phantom bottom is 15mm.

Note2: The distance between the EUT and the phantom bottom is 0mm.

According to the KDB248227 D01, The reported SAR must be scaled to 100% transmission duty factor to determine compliance at the maximum tune-up tolerance limit. The scaled reported SAR is presented as below.

**Table 14.5-9: SAR Values (WLAN 5G - Head) (Scaled Reported SAR)**

Frequency		Side	Test Position	Actual duty factor	maximum duty factor	Reported SAR (1g) (W/kg)	Scaled reported SAR (1g) (W/kg)
Ch.	MHz						
142	5710	Left	Tilt	96%	100%	<b>0.43</b>	<b>0.45</b>

**Table 14.5-10 SAR Values (WLAN 5G - Body) (Scaled Reported SAR)**

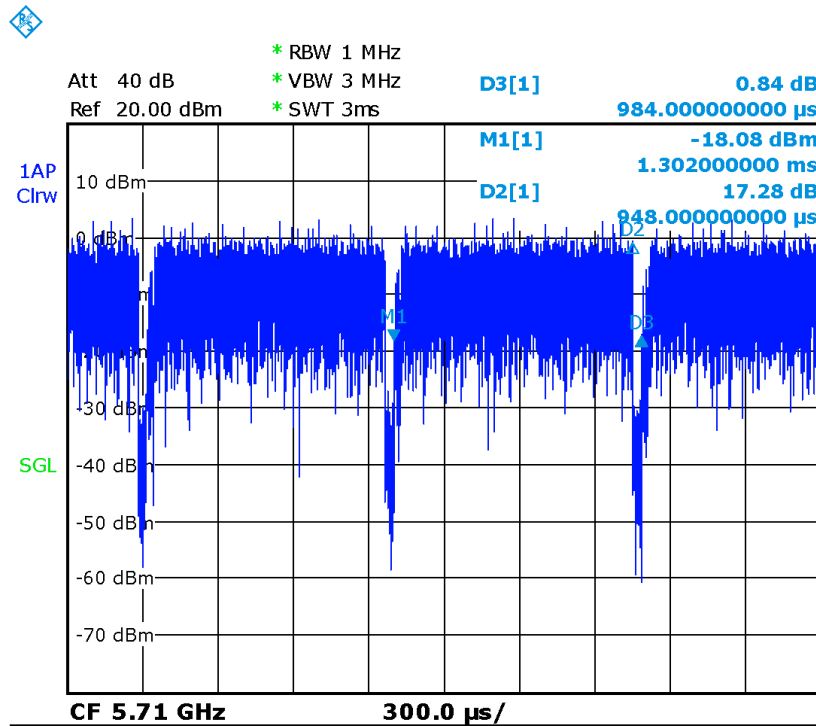
Frequency		Test Position	D (mm)	Actual duty factor	maximum duty factor	Reported SAR (1g) (W/kg)	Scaled reported SAR (1g) (W/kg)
Ch.	MHz						
159	5795	Rear	15	96%	100%	<b>0.62</b>	<b>0.65</b>

Note1: The distance between the EUT and the phantom bottom is 15mm.

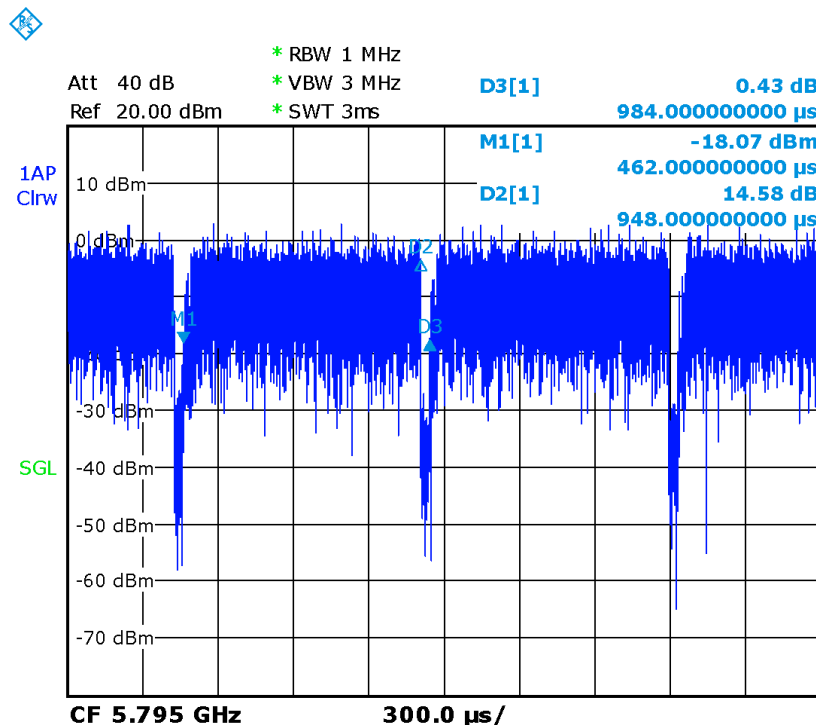
**Table 14.5-11 SAR Values (WLAN 5G - Body) (Scaled Reported SAR)**

Frequency		Test Position	D (mm)	Actual duty factor	maximum duty factor	Reported SAR (1g) (W/kg)	Scaled reported SAR (1g) (W/kg)
Ch.	MHz						
151	5755	Rear	10	96%	100%	<b>0.38</b>	<b>0.40</b>

Note1: The distance between the EUT and the phantom bottom is 10mm.

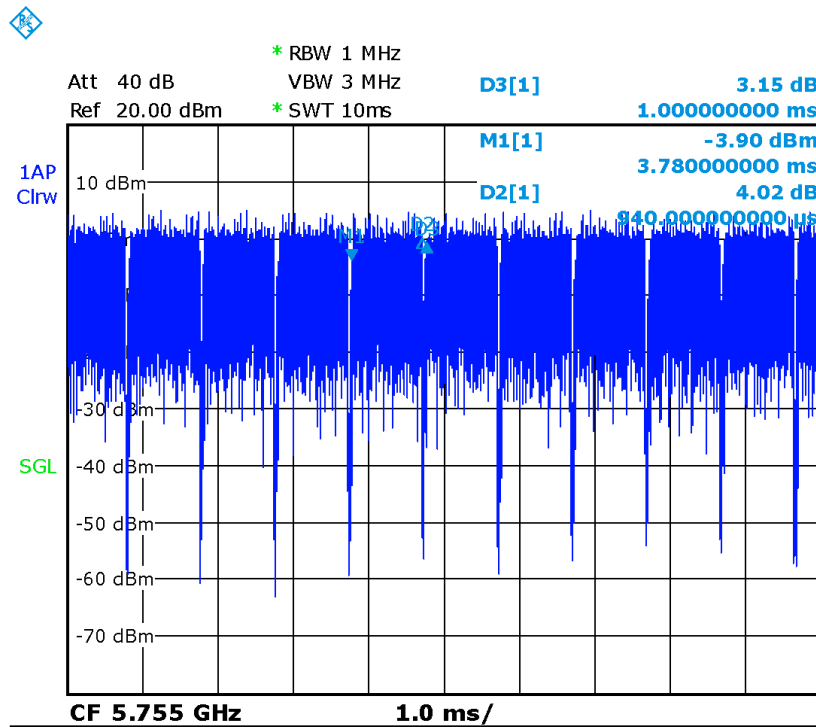


Picture 14.5 The plot of duty factor for Head



Picture 14.6 The plot of duty factor for Body 15mm





Picture 14.7 The plot of duty factor 10mm

## 14.6 Measurement result for 5G NR

This device supports 5G NR (EN-DC) for LTE and n71. The technical specifications are as below:

Combination type: LTE B2-n71, LTE B66-n71

NR SCS: 15/30 kHz

NR modulation: DFT-s-OFDM QPSK / 16QAM / 64QAM / 256QAM / PI/2 BPSK

CP-OFDM QPSK / 16QAM / 64QAM / 256QAM

NR BW: 5/10/15/20MHz

The tune up of n71 is 20dBm.

There is power reduction for LTE in the mode of EN-DC and the tune up of LTE is 20dBm.

According to the requirements of 3GPP regulations and the above technical specifications, the conducted power of 5G NR is tested as follows:

**Table 14.6-1: The conducted power measurement results for n71**

No.	Test Freq Description	5G-n71						Power Results (dBm)	
		SCS (kHz)	NR BW (MHz)	Modulation	RB allocation	NR Test Freq. (MHz)	NR Test CH.	n71	tuneup
1	High	15	5	DFT-s-OFDM QPSK	Edge_1RB_Right	695.5	139100	19.27	20
2	Middle-1	15	5	DFT-s-OFDM QPSK	Inner_Full	688	137600	19.98	20
3	Middle-2	15	5	DFT-s-OFDM QPSK	Inner_Full	680.5	136100	19.44	20
4	Middle-3	15	5	DFT-s-OFDM QPSK	Inner_Full	673	134600	19.94	20
5	Low	15	5	DFT-s-OFDM QPSK	Edge_1RB_Left	665.5	133100	18.07	20
6	High	15	20	DFT-s-OFDM QPSK	Edge_1RB_Right	688	137600	19.00	20
7	Middle-1	15	20	DFT-s-OFDM QPSK	Inner_Full	684.25	136850	19.63	20
8	Middle-2	15	20	DFT-s-OFDM QPSK	Inner_Full	680.5	136100	19.77	20
9	Middle-3	15	20	DFT-s-OFDM QPSK	Inner_Full	676.75	135350	19.63	20
10	Low	15	20	DFT-s-OFDM QPSK	Edge_1RB_Left	673	134600	18.08	20

**Table 14.6-2: The conducted power measurement results for n71 (other configurations)**

No.	Test Freq Description	5G-n71						Power Results (dBm)	
		SCS (kHz)	NR BW (MHz)	Modulation	RB allocation	NR Test Freq. (MHz)	NR Test CH.	n71	tuneup
1	Middle-1	15	5	DFT-s-OFDM 16QAM	Inner_Full	688	137600	19.03	20
2	Middle-1	15	5	DFT-s-OFDM 64QAM	Inner_Full	688	137600	18.70	20
5	Middle-1	15	5	CP-OFDM QPSK	Inner_Full	688	137600	19.96	20
6	Middle-1	15	5	CP-OFDM 16QAM	Inner_Full	688	137600	19.02	20
7	Middle-1	15	5	CP-OFDM 64QAM	Inner_Full	688	137600	18.70	20
9	Middle-1	15	5	DFT-s-OFDM QPSK	Edge_Full_Right	688	137600	19.23	20
10	Middle-1	15	5	DFT-s-OFDM QPSK	Edge_Full_Left	688	137600	18.39	20
11	Middle-1	15	5	DFT-s-OFDM QPSK	Inner_1RB_Right	688	137600	19.39	20
12	Middle-1	15	5	DFT-s-OFDM QPSK	Inner_1RB_Left	688	137600	19.75	20
13	Middle-1	15	5	DFT-s-OFDM QPSK	Outer_Full	688	137600	18.68	20
14	Middle-1	15	10	DFT-s-OFDM QPSK	Inner_Full	688	137600	18.32	20
15	Middle-1	15	15	DFT-s-OFDM QPSK	Inner_Full	688	137600	18.62	20

According to the tables above, the following configuration of 5G NR is selected as the SAR test configuration:

Test Freq Description	5G-n71						Power Results (dBm)
	SCS (kHz)	NR BW (MHz)	Modulation	RB allocation	NR Test Freq. (MHz)	NR Test CH.	n71
Middle-1	15	5	DFT-s-OFDM QPSK	Inner_Full	688	137600	19.98

5G NR EN-DC downlink

	ENDC						SCC			SCC		Power				
	Band	NR BW (MHz)	Modulation	RB allocation	UL Channel	Band	UL Channel	Frequency	Band	Bandwidth (MHz)	DL Channel	SCC Band	Bandwidth (MHz)	DL Channel	n71 without DL(dBm)	n71 with DL(dBm)
n71_66C_2A	71	5	DFT-s-OFDM QPSK	Inner_Full	137600	66	132323	1745.1	66	20	66985	2	20	900	19.98	19.55

	ENDC						SCC			SCC		Power				
	Band	NR BW (MHz)	Modulation	RB allocation	UL Channel	Band	UL Channel	Frequency	SCC Band	Bandwidth (MHz)	DL Channel	SCC Band	Bandwidth (MHz)	DL Channel	n71 without DL(dBm)	n71 with DL(dBm)
n71_66A_2A	71	5	DFT-s-OFDM QPSK	Inner_Full	137600	66	132323	1745.1	2	20	900	2	20	900	19.98	19.71

Table 14.6-3: SAR Values (n71- Head)

Test Position	Phantom position L/R/F	Frequency Band	Channel Number	Frequency (MHz)	Test setup	Figure No./Note	EUT Measured Power (dBm)	Tune up (dBm)	Measured SAR 1g (W/kg)	Calculated SAR 1g (W/kg)	Measured SAR 10g (W/kg)	Calculated SAR 10g (W/kg)	Power Drift
Cheek	Left	5g n71	137600	688	5M 15KHz 6RB-12	/	19.98	20	0.438	0.44	0.251	0.25	0.06
Tilt	Left	5g n71	137600	688	5M 15KHz 6RB-12	/	19.98	20	0.095	0.10	0.064	0.06	0.11
Cheek	Right	5g n71	137600	688	5M 15KHz 6RB-12	Fig A.118	19.98	20	0.460	0.46	0.268	0.27	-0.06
Tilt	Right	5g n71	137600	688	5M 15KHz 6RB-12	/	19.98	20	0.095	0.10	0.064	0.06	-0.01
Cheek	Right	5g n71	137600	688	5M 15KHz 6RB-12	/	19.98	20	0.425	0.43	0.250	0.25	0.01
Cheek	Right	5g n71	137600	688	5M 15KHz 6RB-12	B2	19.98	20	0.445	0.45	0.249	0.25	0.09

Table 14.6-4: SAR Values (n71- Body)

Test Position	Test Position	Frequency Band	Channel Number	Frequency (MHz)	Test setup	Figure No./Note	EUT Measured Power (dBm)	Tune up (dBm)	Measured SAR 1g (W/kg)	Calculated SAR 1g (W/kg)	Measured SAR 10g (W/kg)	Calculated SAR 10g (W/kg)	Power Drift
Body	Body	5g n71	137600	688	Front GPRS 10mm	/	19.98	20	0.252	0.25	0.168	0.17	-0.03
Body	Body	5g n71	137600	688	Rear GPRS 10mm	/	19.98	20	0.395	0.40	0.255	0.26	-0.05
Body	Body	5g n71	137600	688	Left Edge GPRS 10mm	Fig A.119	19.98	20	0.432	0.43	0.267	0.27	-0.09
Body	Body	5g n71	137600	688	Left Edge GPRS 10mm	/	19.98	20	0.410	0.41	0.210	0.21	0.01
Body	Body	5g n71	137600	688	Left Edge GPRS 10mm	B2	19.98	20	0.432	0.43	0.267	0.27	-0.09

Note: The distance between the EUT and the phantom bottom is 10mm.

LTEB2 with tuneup 20dBm is tested for evaluation of ENDC (Head/Hotspot).

**Table 14.6-5: The conducted power measurement results for LTE Band2 UAT**

Bandwidth (MHz)	RB allocation	Frequency (MHz)	Actual output power (dBm)		
	RB offset		QPSK	16QAM	64QAM
1.4MHz	1RB-High (5)	1909.3 (19193)	19.62	19.80	19.64
		1880 (18900)	19.70	19.64	19.69
		1850.7 (18607)	19.70	19.60	19.49
	1RB-Middle (3)	1909.3 (19193)	19.84	19.58	19.57
		1880 (18900)	19.84	19.82	19.64
		1850.7 (18607)	19.82	19.45	19.50
	1RB-Low (0)	1909.3 (19193)	19.74	19.58	19.78
		1880 (18900)	19.72	19.86	19.47
		1850.7 (18607)	19.87	19.79	19.79
	3RB-High (3)	1909.3 (19193)	19.69	19.87	19.57
		1880 (18900)	19.78	19.46	19.71
		1850.7 (18607)	19.61	19.81	19.82
	3RB-Middle (1)	1909.3 (19193)	19.87	19.48	19.70
		1880 (18900)	19.77	19.59	19.51
		1850.7 (18607)	19.69	19.54	19.59
	3RB-Low (0)	1909.3 (19193)	19.62	19.51	19.73
		1880 (18900)	19.71	19.75	19.66
		1850.7 (18607)	19.70	19.60	19.83
	6RB (0)	1909.3 (19193)	19.62	19.57	19.51
		1880 (18900)	19.82	19.81	19.78
		1850.7 (18607)	19.61	19.69	19.53
3MHz	1RB-High (14)	1908.5 (19185)	19.80	19.53	19.73
		1880 (18900)	19.81	19.86	19.45
		1851.5 (18615)	19.76	19.80	19.77
	1RB-Middle (7)	1908.5 (19185)	19.78	19.66	19.45
		1880 (18900)	19.86	19.76	19.45
		1851.5 (18615)	19.82	19.74	19.86
	1RB-Low (0)	1908.5 (19185)	19.69	19.82	19.84
		1880 (18900)	19.71	19.52	19.69
		1851.5 (18615)	19.86	19.76	19.71
	8RB-High (7)	1908.5 (19185)	19.66	19.83	19.66
		1880 (18900)	19.83	19.64	19.55
		1851.5 (18615)	19.64	19.55	19.73
	8RB-Middle (4)	1908.5 (19185)	19.87	19.78	19.71
		1880 (18900)	19.72	19.85	19.51
		1851.5 (18615)	19.79	19.46	19.87
	8RB-Low (0)	1908.5 (19185)	19.63	19.71	19.45
		1880 (18900)	19.61	19.47	19.62
		1851.5 (18615)	19.77	19.71	19.65
	15RB (0)	1908.5 (19185)	19.73	19.65	19.65
		1880 (18900)	19.80	19.64	19.46
		1851.5 (18615)	19.83	19.56	19.54

5MHz	1RB-High (24)	1907.5 (19175)	19.73	19.50	19.58	
		1880 (18900)	19.69	19.62	19.65	
		1852.5 (18625)	19.64	19.52	19.52	
	1RB-Middle (12)	1907.5 (19175)	19.78	19.66	19.73	
		1880 (18900)	19.86	19.80	19.61	
		1852.5 (18625)	19.71	19.63	19.68	
	1RB-Low (0)	1907.5 (19175)	19.77	19.52	19.78	
		1880 (18900)	19.78	19.60	19.45	
		1852.5 (18625)	19.61	19.68	19.81	
	12RB-High (13)	1907.5 (19175)	19.69	19.88	19.50	
		1880 (18900)	19.78	19.55	19.85	
		1852.5 (18625)	19.61	19.49	19.72	
	12RB-Middle (6)	1907.5 (19175)	19.70	19.58	19.88	
		1880 (18900)	19.83	19.50	19.80	
		1852.5 (18625)	19.69	19.62	19.88	
	12RB-Low (0)	1907.5 (19175)	19.82	19.52	19.75	
		1880 (18900)	19.65	19.55	19.81	
		1852.5 (18625)	19.75	19.79	19.75	
	25RB (0)	1907.5 (19175)	19.68	19.54	19.63	
		1880 (18900)	19.86	19.77	19.57	
		1852.5 (18625)	19.70	19.68	19.49	
	10MHz	1RB-High (49)	1905 (19150)	19.63	19.63	19.62
			1880 (18900)	19.72	19.59	19.68
			1855 (18650)	19.74	19.88	19.69
1RB-Middle (24)		1905 (19150)	19.75	19.49	19.88	
		1880 (18900)	19.83	19.74	19.67	
		1855 (18650)	19.74	19.67	19.84	
1RB-Low (0)		1905 (19150)	19.87	19.68	19.77	
		1880 (18900)	19.71	19.72	19.47	
		1855 (18650)	19.74	19.66	19.46	
25RB-High (25)		1905 (19150)	19.81	19.66	19.71	
		1880 (18900)	19.61	19.63	19.51	
		1855 (18650)	19.80	19.45	19.64	
25RB-Middle (12)		1905 (19150)	19.64	19.80	19.84	
		1880 (18900)	19.68	19.77	19.60	
		1855 (18650)	19.69	19.46	19.88	
25RB-Low (0)		1905 (19150)	19.76	19.46	19.67	
		1880 (18900)	19.79	19.57	19.69	
		1855 (18650)	19.69	19.64	19.53	
50RB (0)		1905 (19150)	19.88	19.82	19.46	
		1880 (18900)	19.78	19.84	19.86	
		1855 (18650)	19.82	19.59	19.53	

15MHz	1RB-High (74)	1902.5 (19125)	19.66	19.55	19.72
		1880 (18900)	19.77	19.46	19.74
		1857.5 (18675)	19.66	19.54	19.45
	1RB-Middle (37)	1902.5 (19125)	19.82	19.45	19.86
		1880 (18900)	19.84	19.79	19.47
		1857.5 (18675)	19.73	19.50	19.82
	1RB-Low (0)	1902.5 (19125)	19.64	19.71	19.51
		1880 (18900)	19.61	19.65	19.60
		1857.5 (18675)	19.74	19.49	19.63
	36RB-High (38)	1902.5 (19125)	19.72	19.52	19.53
		1880 (18900)	19.72	19.84	19.53
		1857.5 (18675)	19.80	19.63	19.71
	36RB-Middle (19)	1902.5 (19125)	19.85	19.62	19.71
		1880 (18900)	19.68	19.87	19.84
		1857.5 (18675)	19.73	19.63	19.58
	36RB-Low (0)	1902.5 (19125)	19.64	19.81	19.73
		1880 (18900)	19.84	19.61	19.70
		1857.5 (18675)	19.72	19.63	19.47
	75RB (0)	1902.5 (19125)	19.75	19.63	19.65
		1880 (18900)	19.73	19.85	19.52
		1857.5 (18675)	19.82	19.58	19.51
20MHz	1RB-High (99)	1900 (19100)	19.80	19.33	19.67
		1880 (18900)	19.76	19.47	19.80
		1860 (18700)	19.68	19.52	19.83
	1RB-Middle (50)	1900 (19100)	19.81	19.47	19.60
		1880 (18900)	19.77	19.48	19.79
		1860 (18700)	19.71	19.62	19.67
	1RB-Low (0)	1900 (19100)	19.89	19.64	19.71
		1880 (18900)	19.77	19.54	19.63
		1860 (18700)	19.73	19.69	19.81
	50RB-High (50)	1900 (19100)	19.75	19.75	19.73
		1880 (18900)	19.77	19.69	19.81
		1860 (18700)	19.68	19.72	19.83
	50RB-Middle (25)	1900 (19100)	19.80	19.78	19.72
		1880 (18900)	19.79	19.69	19.76
		1860 (18700)	19.85	19.87	19.64
	50RB-Low (0)	1900 (19100)	19.69	19.66	19.48
		1880 (18900)	19.62	19.62	19.75
		1860 (18700)	19.77	19.76	19.63
	100RB (0)	1900 (19100)	19.67	19.65	19.45
		1880 (18900)	19.67	19.64	19.59
		1860 (18700)	19.77	19.78	19.87

**Table 14.6-6: The conducted power measurement results for LTE Band2 LAT**

Bandwidth (MHz)	RB allocation	Frequency (MHz)	Actual output power (dBm)		
	RB offset		QPSK	16QAM	64QAM
1.4MHz	1RB-High (5)	1909.3 (19193)	20.44	20.54	20.06
		1880 (18900)	20.46	20.75	20.17
		1850.7 (18607)	20.39	21.05	20.05
	1RB-Middle (3)	1909.3 (19193)	20.28	20.84	20.01
		1880 (18900)	20.50	20.92	20.13
		1850.7 (18607)	20.39	21.04	20.08
	1RB-Low (0)	1909.3 (19193)	20.38	20.70	20.09
		1880 (18900)	20.52	21.00	20.13
		1850.7 (18607)	20.49	21.15	20.13
	3RB-High (3)	1909.3 (19193)	20.40	20.43	20.04
		1880 (18900)	20.50	20.46	20.18
		1850.7 (18607)	20.55	20.59	20.20
	3RB-Middle (1)	1909.3 (19193)	20.38	20.39	20.03
		1880 (18900)	20.51	20.48	20.13
		1850.7 (18607)	20.62	20.67	20.29
	3RB-Low (0)	1909.3 (19193)	20.34	20.33	19.95
		1880 (18900)	20.41	20.38	20.06
		1850.7 (18607)	20.58	20.61	20.25
	6RB (0)	1909.3 (19193)	20.37	20.29	19.98
		1880 (18900)	20.35	20.37	20.05
		1850.7 (18607)	20.62	20.63	20.26
3MHz	1RB-High (14)	1908.5 (19185)	20.41	20.52	20.06
		1880 (18900)	20.52	20.81	20.17
		1851.5 (18615)	20.37	21.03	20.05
	1RB-Middle (7)	1908.5 (19185)	20.36	20.92	20.01
		1880 (18900)	20.49	20.91	20.13
		1851.5 (18615)	20.42	21.07	20.08
	1RB-Low (0)	1908.5 (19185)	20.46	20.77	20.09
		1880 (18900)	20.50	20.98	20.13
		1851.5 (18615)	20.48	21.13	20.13
	8RB-High (7)	1908.5 (19185)	20.33	20.36	20.04
		1880 (18900)	20.59	20.54	20.18
		1851.5 (18615)	20.56	20.60	20.20
	8RB-Middle (4)	1908.5 (19185)	20.40	20.41	20.03
		1880 (18900)	20.43	20.39	20.13
		1851.5 (18615)	20.72	20.78	20.29
	8RB-Low (0)	1908.5 (19185)	20.31	20.30	19.95
		1880 (18900)	20.35	20.32	20.06
		1851.5 (18615)	20.59	20.63	20.25
	15RB (0)	1908.5 (19185)	20.34	20.26	19.98
		1880 (18900)	20.39	20.41	20.05
		1851.5 (18615)	20.65	20.66	20.26

5MHz	1RB-High (24)	1907.5 (19175)	20.48	20.59	20.06	
		1880 (18900)	20.54	20.83	20.17	
		1852.5 (18625)	20.36	21.02	20.05	
	1RB-Middle (12)	1907.5 (19175)	20.33	20.89	20.01	
		1880 (18900)	20.46	20.89	20.13	
		1852.5 (18625)	20.36	21.01	20.08	
	1RB-Low (0)	1907.5 (19175)	20.41	20.72	20.09	
		1880 (18900)	20.48	20.96	20.13	
		1852.5 (18625)	20.48	21.14	20.13	
	12RB-High (13)	1907.5 (19175)	20.34	20.37	20.04	
		1880 (18900)	20.53	20.48	20.18	
		1852.5 (18625)	20.50	20.54	20.20	
	12RB-Middle (6)	1907.5 (19175)	20.44	20.45	20.03	
		1880 (18900)	20.44	20.40	20.13	
		1852.5 (18625)	20.67	20.73	20.29	
	12RB-Low (0)	1907.5 (19175)	20.31	20.31	19.95	
		1880 (18900)	20.42	20.39	20.06	
		1852.5 (18625)	20.55	20.58	20.25	
	25RB (0)	1907.5 (19175)	20.34	20.26	19.98	
		1880 (18900)	20.46	20.48	20.05	
		1852.5 (18625)	20.59	20.60	20.26	
	10MHz	1RB-High (49)	1905 (19150)	20.37	20.47	20.06
			1880 (18900)	20.52	20.80	20.17
			1855 (18650)	20.41	21.07	20.05
		1RB-Middle (24)	1905 (19150)	20.29	20.85	20.01
			1880 (18900)	20.43	20.85	20.13
			1855 (18650)	20.46	21.12	20.08
1RB-Low (0)		1905 (19150)	20.43	20.74	20.09	
		1880 (18900)	20.47	20.95	20.13	
		1855 (18650)	20.49	21.15	20.13	
25RB-High (25)		1905 (19150)	20.41	20.44	20.04	
		1880 (18900)	20.54	20.49	20.18	
		1855 (18650)	20.57	20.62	20.20	
25RB-Middle (12)		1905 (19150)	20.34	20.34	20.03	
		1880 (18900)	20.47	20.44	20.13	
		1855 (18650)	20.68	20.74	20.29	
25RB-Low (0)		1905 (19150)	20.32	20.32	19.95	
		1880 (18900)	20.42	20.38	20.06	
		1855 (18650)	20.68	20.72	20.25	
50RB (0)		1905 (19150)	20.28	20.19	19.98	
		1880 (18900)	20.38	20.40	20.05	
		1855 (18650)	20.56	20.57	20.26	



15MHz	1RB-High (74)	1902.5 (19125)	20.46	20.56	20.06	
		1880 (18900)	20.62	20.90	20.17	
		1857.5 (18675)	20.39	21.05	20.05	
	1RB-Middle (37)	1902.5 (19125)	20.38	20.94	20.01	
		1880 (18900)	20.43	20.85	20.13	
		1857.5 (18675)	20.48	21.14	20.08	
	1RB-Low (0)	1902.5 (19125)	20.48	20.79	20.09	
		1880 (18900)	20.50	20.98	20.13	
		1857.5 (18675)	20.51	21.17	20.13	
	36RB-High (38)	1902.5 (19125)	20.41	20.44	20.04	
		1880 (18900)	20.49	20.44	20.18	
		1857.5 (18675)	20.57	20.62	20.20	
	36RB-Middle (19)	1902.5 (19125)	20.39	20.40	20.03	
		1880 (18900)	20.45	20.42	20.13	
		1857.5 (18675)	20.68	20.74	20.29	
	36RB-Low (0)	1902.5 (19125)	20.22	20.22	19.95	
		1880 (18900)	20.39	20.36	20.06	
		1857.5 (18675)	20.56	20.60	20.25	
	75RB (0)	1902.5 (19125)	20.34	20.26	19.98	
		1880 (18900)	20.42	20.44	20.05	
		1857.5 (18675)	20.59	20.60	20.26	
	20MHz	1RB-High (99)	1900 (19100)	20.61	20.71	20.06
			1880 (18900)	20.72	21.01	20.17
			1860 (18700)	20.60	21.26	20.05
		1RB-Middle (50)	1900 (19100)	20.56	21.11	20.01
			1880 (18900)	20.68	21.10	20.13
			1860 (18700)	20.63	21.28	20.08
1RB-Low (0)		1900 (19100)	20.64	20.95	20.09	
		1880 (18900)	20.68	21.16	20.13	
		1860 (18700)	20.68	21.33	20.13	
50RB-High (50)		1900 (19100)	20.59	20.62	20.04	
		1880 (18900)	20.73	20.68	20.18	
		1860 (18700)	20.75	20.80	20.20	
50RB-Middle (25)		1900 (19100)	20.58	20.58	20.03	
		1880 (18900)	20.68	20.65	20.13	
		1860 (18700)	20.77	20.90	20.29	
50RB-Low (0)		1900 (19100)	20.50	20.50	19.95	
		1880 (18900)	20.61	20.58	20.06	
		1860 (18700)	20.80	20.83	20.25	
100RB (0)		1900 (19100)	20.53	20.45	19.98	
		1880 (18900)	20.60	20.62	20.05	
		1860 (18700)	20.81	20.82	20.26	

**Table 14.6-7: SAR Values (LTE Band2 -Head)**

Test Position	Phantom position L/R/F	Frequency Band	Channel Number	Frequency (MHz)	Figure No./Note	Mode	EUT Measured Power (dBm)	Tune up (dBm)	Measured SAR 1g (W/kg)	Calculated SAR 1g (W/kg)	Measured SAR 10g (W/kg)	Calculated SAR 10g (W/kg)	Power Drift
Cheek	Left	LTE Band2	19100	1900	/	1RB-Low	16.89	17	0.077	0.08	0.050	0.05	0.09
Tilt	Left	LTE Band2	19100	1900	/	1RB-Low	16.89	17	0.116	0.12	0.080	0.08	0.06
Cheek	Right	LTE Band2	19100	1900	/	1RB-Low	16.89	17	0.268	0.27	0.016	0.02	0.08
Tilt	Right	LTE Band2	19100	1900	/	1RB-Low	16.89	17	0.293	0.30	0.018	0.02	-0.03
Cheek	Left	LTE Band2	18700	1860	/	50RB-Middle	16.85	17	0.091	0.09	0.016	0.02	-0.03
Tilt	Left	LTE Band2	18700	1860	/	50RB-Middle	16.85	17	0.116	0.12	0.080	0.08	0.07
Cheek	Right	LTE Band2	18700	1860	/	50RB-Middle	16.85	17	0.286	0.30	0.160	0.17	0.12
Tilt	Right	LTE Band2	18700	1860	/	50RB-Middle	16.85	17	0.300	0.31	0.170	0.18	0.08
Cheek	Left	LTE Band2	18700	1860	Fig.24	50RB-Middle	16.85	17	0.380	0.39	0.189	0.20	-0.03
Cheek	Left	LTE Band2	18700	1860	B2	50RB-Middle	16.85	17	0.360	0.37	0.171	0.18	0.02

Note: The LTE mode is QPSK\_20MHz.

Note1: The test results of LTE band2 are only used to evaluate ENDC.

**Table 14.6-8: SAR Values (LTE Band2 - Body)**

Frequency Band	Channel Number	Frequency (MHz)	Mode	Figure No./Note	EUT Measured Power (dBm)	Tune up (dBm)	Measured SAR 1g (W/kg)	Calculated SAR 1g (W/kg)	Measured SAR 10g (W/kg)	Calculated SAR 10g (W/kg)	Power Drift
LTE Band2	19100	1900	1RB-Low Front	/	19.89	20	0.271	0.28	0.151	0.15	-0.07
LTE Band2	19100	1900	1RB-Low Rear	/	19.89	20	0.273	0.28	0.151	0.15	-0.02
LTE Band2	19100	1900	1RB-Low Left Edge	/	19.89	20	0.194	0.20	0.11	0.11	0.09
LTE Band2	19100	1900	1RB-Low Top Edge	/	19.89	20	0.326	0.33	0.161	0.17	0.05
LTE Band2	18700	1860	50RB-Middle Front	/	19.85	20	0.288	0.30	0.153	0.16	0.11
LTE Band2	18700	1860	50RB-Middle Rear	/	19.85	20	0.281	0.29	0.147	0.15	-0.08
LTE Band2	18700	1860	50RB-Middle Left Edge	/	19.85	20	0.281	0.29	0.159	0.16	0.07
LTE Band2	18700	1860	50RB-Middle Top Edge	Fig.25	19.85	20	0.358	0.37	0.172	0.18	0.11
LTE Band2	18700	1860	50RB-Middle Top Edge	B2	19.85	20	0.34	0.35	0.16	0.17	0.10

Note: The LTE mode is QPSK\_20MHz.

Note1: The distance between the EUT and the phantom bottom is 10mm.

Note2: The test results of LTE band2 are only used to evaluate ENDC.

**Table 14.6-9: SAR Values (LTE Band2-Head)**

Frequency Band	Channel Number	Frequency (MHz)	Mode	Figure No./Note	EUT Measured Power (dBm)	Tune up (dBm)	Measured SAR 1g (W/kg)	Calculated SAR 1g (W/kg)	Measured SAR 10g (W/kg)	Calculated SAR 10g (W/kg)	Power Drift
LTE Band2	18900	1880	1RB-High	/	20.72	20.8	0.053	0.05	0.039	0.04	0.07
LTE Band2	18900	1880	1RB-High	/	20.72	20.8	0.038	0.04	0.02	0.02	0.12
LTE Band2	18900	1880	1RB-High	Fig.85	20.72	20.8	0.08	0.08	0.054	0.05	-0.08
LTE Band2	18900	1880	1RB-High	/	20.72	20.8	0.051	0.05	0.038	0.04	0.04
LTE Band2	18700	1860	50RB-Middle	/	20.77	20.8	0.055	0.06	0.042	0.04	-0.10
LTE Band2	18700	1860	50RB-Middle	/	20.77	20.8	0.03	0.03	0.028	0.03	0.01
LTE Band2	18700	1860	50RB-Middle	/	20.77	20.8	0.064	0.06	0.045	0.05	0.11
LTE Band2	18700	1860	50RB-Middle	/	20.77	20.8	0.025	0.03	0.019	0.02	0.01
LTE Band2	18900	1880	1RB-High	B2	20.72	20.8	0.071	0.07	0.049	0.05	0.05

Note: The LTE mode is QPSK\_20MHz.

Note1: The test results of LTE band2 are only used to evaluate ENDC.

**Table 14.6-10: SAR Values (LTE Band2–Body)**

Frequency Band	Channel Number	Frequency (MHz)	Mode	Figure No./Note	EUT Measured Power (dBm)	Tune up (dBm)	Measured SAR 1g (W/kg)	Calculated SAR 1g (W/kg)	Measured SAR 10g (W/kg)	Calculated SAR 10g (W/kg)	Power Drift
LTE Band2	18900	1880	1RB-High Front	/	20.72	20.8	0.219	<b>0.22</b>	0.127	<b>0.13</b>	-0.05
LTE Band2	18900	1880	1RB-High Rear	/	20.72	20.8	0.265	<b>0.27</b>	0.159	<b>0.16</b>	0.10
LTE Band2	18900	1880	1RB-High Left Edge	/	20.72	20.8	0.121	<b>0.12</b>	0.067	<b>0.07</b>	0.04
LTE Band2	18900	1880	1RB-High Bottom Edge	Fig.86	20.72	20.8	0.456	<b>0.46</b>	0.261	<b>0.27</b>	0.05
LTE Band2	18700	1860	5ORB-Middle Front	/	20.77	20.8	0.181	<b>0.18</b>	0.109	<b>0.11</b>	-0.08
LTE Band2	18700	1860	5ORB-Middle Rear	/	20.77	20.8	0.228	<b>0.23</b>	0.138	<b>0.14</b>	0.10
LTE Band2	18700	1860	5ORB-Middle Left Edge	/	20.77	20.8	0.089	<b>0.09</b>	0.05	<b>0.05</b>	0.09
LTE Band2	18700	1860	5ORB-Middle Right Edge	/	20.77	20.8	0.054	<b>0.05</b>	0.034	<b>0.03</b>	-0.06
LTE Band2	18700	1860	5ORB-Middle Bottom Edge	/	20.77	20.8	0.197	<b>0.20</b>	0.106	<b>0.11</b>	-0.03
LTE Band2	18900	1880	1RB-High Bottom Edge	B2	20.72	20.8	0.44	<b>0.45</b>	0.25	<b>0.25</b>	0.07

Note: The LTE mode is QPSK\_20MHz.

Note1: The distance between the EUT and the phantom bottom is 10mm.

Note2: The test results of LTE band2 are only used to evaluate ENDC.

### 14.7 Evaluation for ACL

The following test procedure was followed to demonstrate that the SAR results in this report represent the appropriate SAR test conditions. For bands with dynamic tuning implemented, SAR will be measured according to the required FCC SAR test procedures with the dynamic tuner active to allow the device to automatically tune to the antenna state for the respective RF exposure test configurations. Additional single point SAR time-sweep measurements will be evaluated for other tuner states to determine that the other tuner configurations would result in equivalent or lower SAR values. The additional tuner hardware has no influence to the antenna characteristics, other than impedance matching.

Scenario	Tunecode0	Tunecode1	Tunecode2	Scenario	Tunecode0	Tunecode1	Tunecode2
0	130	42	240	63	73	38	15
1	135	42	225	64	78	38	240
2	137	42	210	65	85	38	225
3	151	42	180	66	87	38	210
4	157	42	120	67	93	38	180
5	160	42	195	112	130	26	120
14	71	42	165	113	135	26	195
15	73	42	105	114	137	26	165
16	78	42	150	115	151	26	105
17	85	42	90	116	157	26	150
18	87	42	60	117	160	26	90
19	93	42	135	118	71	26	60
28	130	41	75	119	73	26	135
29	135	41	45	120	78	26	75
30	137	41	30	121	85	26	45
31	151	41	15	122	87	26	30
32	157	41	240	123	93	26	15
33	160	41	225	196	130	22	240
34	71	41	210	197	135	22	225
35	73	41	180	198	137	22	210
36	78	41	120	199	151	22	180
37	85	41	195	200	157	22	120
38	87	41	165	201	160	22	195
39	93	41	105	202	71	22	165
56	130	38	150	203	73	22	105
57	135	38	90	204	78	22	150
58	137	38	60	205	85	22	90
59	151	38	135	206	87	22	60
60	157	38	75	207	93	22	135
61	160	38	45	223	96	22	75
62	71	38	30				

UAT											
Scenario	Frequency Band	Frequency (MHz)	Mode	Measured SAR 1g (W/kg)	Measured SAR 1g (W/kg)	Scenario	Frequency Band	Frequency (MHz)	Mode	Measured SAR 1g (W/kg)	Measured SAR 1g (W/kg)
0	GSM850	836.6	Front GPRS 15mm 3TX	0.15	0.078	63	LTE Band12	704	1RB-High Front 15mm	0.254	0.135
1	GSM850	836.6	Front GPRS 15mm 3TX	0.059	0.031	64	LTE Band12	704	1RB-High Front 15mm	0.412	0.128
2	GSM850	836.6	Front GPRS 15mm 3TX	0.051	0.027	65	LTE Band12	704	1RB-High Front 15mm	0.073	-0.025
3	GSM850	836.6	Front GPRS 15mm 3TX	0.14	0.074	66	LTE Band12	704	1RB-High Front 15mm	0.283	0.013
4	GSM850	836.6	Front GPRS 15mm 3TX	0.128	0.067	67	LTE Band13	782	1RB-High Front 15mm	0.11	0.072
5	WCDMA 850	826.4	Front 15mm	0.062	0.033	112	LTE Band13	782	1RB-High Front 15mm	0.119	0.077
14	WCDMA 850	826.4	Front 15mm	0.187	0.096	113	LTE Band13	782	1RB-High Front 15mm	0.11	0.074
15	WCDMA 850	826.4	Front 15mm	0.183	0.096	114	LTE Band13	782	1RB-High Front 15mm	0.076	0.032
16	WCDMA 850	826.4	Front 15mm	0.052	0.034	115	LTE Band13	782	1RB-High Front 15mm	0.115	0.08
17	WCDMA 850	826.4	Front 15mm	0.234	0.145	116	LTE Band14	793	1RB-Low Front 15mm	0.136	0.086
18	CDMA BC0	848.31	Top Edge 10mm	0.083	0.046	117	LTE Band14	793	1RB-Low Front 15mm	0.133	0.085
19	CDMA BC0	848.31	Top Edge 10mm	0.066	0.036	118	LTE Band14	793	1RB-Low Front 15mm	0.12	0.08
28	CDMA BC0	848.31	Top Edge 10mm	0.087	0.048	119	LTE Band14	793	1RB-Low Front 15mm	0.08	0.05
29	CDMA BC0	848.31	Top Edge 10mm	0.086	0.048	120	LTE Band14	793	1RB-Low Front 15mm	0.05	0.03
30	CDMA BC0	848.31	Top Edge 10mm	0.08	0.044	121	LTE Band25	1905	1RB-Low Front 15mm	0.35	0.198
31	CDMA BC1	1880	Front 15mm	0.051	0.037	122	LTE Band25	1905	1RB-Low Front 15mm	0.22	0.132
32	CDMA BC1	1880	Front 15mm	0.091	0.066	123	LTE Band25	1905	1RB-Low Front 15mm	0.235	0.137
33	CDMA BC1	1880	Front 15mm	0.074	0.051	196	LTE Band25	1905	1RB-Low Front 15mm	0.195	0.125
34	CDMA BC1	1880	Front 15mm	0.107	0.074	197	LTE Band25	1905	1RB-Low Front 15mm	0.101	0.064
35	CDMA BC1	1880	Front 15mm	0.095	0.066	198	LTE Band26	841.5	1RB-Middle Front 15mm	0.29	0.182
36	CDMA BC10	823.1	Front 15mm	0.04	0.022	199	LTE Band26	841.5	1RB-Middle Front 15mm	0.242	0.152
37	CDMA BC10	823.1	Front 15mm	0.057	0.031	200	LTE Band26	841.5	1RB-Middle Front 15mm	0.213	0.133
38	CDMA BC10	823.1	Front 15mm	0.047	0.026	201	LTE Band26	841.5	1RB-Middle Front 15mm	0.121	0.076
39	CDMA BC10	823.1	Front 15mm	0.047	0.026	202	LTE Band26	841.5	1RB-Middle Front 15mm	0.058	0.036
56	CDMA BC10	823.1	Front 15mm	0.467	0.272	203	LTE Band30	2310	1RB-Middle Front 15mm	0.105	0.053
57	LTE Band7	2535	1RB-Low Front 15mm	0.214	0.118	204	LTE Band30	2310	1RB-Middle Front 15mm	0.122	0.069
58	LTE Band7	2535	1RB-Low Front 15mm	0.204	0.099	205	LTE Band30	2310	1RB-Middle Front 15mm	0.138	0.078
59	LTE Band7	2535	1RB-Low Front 15mm	0.657	0.345	206	LTE Band30	2310	1RB-Middle Front 15mm	0.188	0.104
60	LTE Band7	2535	1RB-Low Front 15mm	0.617	0.298	207	LTE Band30	2310	1RB-Middle Front 15mm	0.146	0.068
61	LTE Band7	2535	1RB-Low Front 15mm	0.146	0.084	223	LTE Band30	2310	1RB-Middle Front 15mm	0.114	0.074
62	LTE Band12	704	1RB-High Front 15mm	0.071	0.039						

LAT												
Scenario	Frequency Band	Frequency (MHz)	mode	Measured SAR 1g (W/kg)	Measured SAR 10g (W/kg)	Scenario	Frequency Band	Frequency (MHz)	mode	Measured SAR 1g (W/kg)	Measured SAR 10g (W/kg)	
0	GSM850	836.6	Rear GPRS 3TX 10mm	0.054	0.037	63	LTE Band13	782	1RB-Low Left Edge 10mm	0.073	0.043	
1	GSM850	836.6	Rear GPRS 3TX 10mm	0.026	0.018	64	LTE Band13	782	1RB-Low Left Edge 10mm	0.096	0.069	
2	GSM850	836.6	Rear GPRS 3TX 10mm	0.164	0.11	65	LTE Band13	782	1RB-Low Left Edge 10mm	0.129	0.089	
3	GSM850	836.6	Rear GPRS 3TX 10mm	0.18	0.128	66	LTE Band13	782	1RB-Low Left Edge 10mm	0.066	0.044	
4	GSM850	836.6	Rear GPRS 3TX 10mm	0.068	0.05	67	LTE Band13	782	1RB-Low Left Edge 10mm	0.077	0.05	
5	GSM1900	1880	Front GPRS 15mm 3TX	0.074	0.048	112	LTE Band26	841.5	36RB-Low Front 10mm	0.101	0.076	
14	GSM1900	1880	Front GPRS 15mm 3TX	0.072	0.041	113	LTE Band26	841.5	36RB-Low Front 10mm	0.163	0.127	
15	GSM1900	1880	Front GPRS 15mm 3TX	0.120	0.073	114	LTE Band26	841.5	36RB-Low Front 10mm	0.118	0.091	
16	GSM1900	1880	Front GPRS 15mm 3TX	0.092	0.057	115	LTE Band26	841.5	36RB-Low Front 10mm	0.077	0.064	
17	GSM1900	1880	Front GPRS 15mm 3TX	0.112	0.068	116	LTE Band26	841.5	36RB-Low Front 10mm	0.123	0.1	
18	WCDMA 850	836.6	Bottom Edge GPRS 10mm	0.109	0.078	117	LTE Band30	2310	1RB-High Front 10mm	0.058	0.051	
19	WCDMA 850	836.6	Bottom Edge GPRS 10mm	0.038	0.028	118	LTE Band30	2310	1RB-High Front 10mm	0.261	0.147	
28	WCDMA 850	836.6	Bottom Edge GPRS 10mm	0.018	0.013	119	LTE Band30	2310	1RB-High Front 10mm	0.322	0.163	
29	WCDMA 850	836.6	Bottom Edge GPRS 10mm	0.066	0.049	120	LTE Band30	2310	1RB-High Front 10mm	0.079	0.042	
30	WCDMA 850	836.6	Bottom Edge GPRS 10mm	0.109	0.081	121	LTE Band30	2310	1RB-High Front 10mm	0.044	0.025	
31	WCDMA1700	1732.5	Bottom Edge 10mm	0.133	0.076	122	LTE Band41	2680	50RB-Middle Front 10mm	0.465	0.246	
32	WCDMA1700	1732.5	Bottom Edge 10mm	0.099	0.061	123	LTE Band41	2680	50RB-Middle Front 10mm	0.135	0.088	
33	WCDMA1700	1732.5	Bottom Edge 10mm	0.876	0.514	196	LTE Band41	2680	50RB-Middle Front 10mm	0.068	0.043	
34	WCDMA1700	1732.5	Bottom Edge 10mm	0.219	0.129	197	LTE Band41	2680	50RB-Middle Front 10mm	0.165	0.101	
35	WCDMA1700	1732.5	Bottom Edge 10mm	0.105	0.062	198	LTE Band41	2680	50RB-Middle Front 10mm	0.068	0.043	
36	CDMA BC1	1880	Rear 10mm	0.13	0.09	199	LTE Band66	1720	1RB-High Front 10mm	0.144	0.094	
37	CDMA BC1	1880	Rear 10mm	0.129	0.091	200	LTE Band66	1720	1RB-High Front 10mm	0.105	0.064	
38	CDMA BC1	1880	Rear 10mm	0.143	0.098	201	LTE Band66	1720	1RB-High Front 10mm	0.077	0.047	
39	CDMA BC1	1880	Rear 10mm	0.086	0.064	202	LTE Band66	1720	1RB-High Front 10mm	0.044	0.027	
56	CDMA BC1	1880	Rear 10mm	0.111	0.081	203	LTE Band66	1720	1RB-High Front 10mm	0.021	0.013	
57	LTE Band71	673	1RB-Low Left Edge 10mm	0.088	0.054	204	LTE Band2	1880	1RB-High Front 10mm	0.291	0.159	
58	LTE Band71	673	1RB-Low Left Edge 10mm	0.237	0.237	205	LTE Band2	1880	1RB-High Front 10mm	0.213	0.117	
59	LTE Band71	673	1RB-Low Left Edge 10mm	0.278	0.278	206	LTE Band2	1880	1RB-High Front 10mm	0.121	0.066	
60	LTE Band71	673	1RB-Low Left Edge 10mm	0.122	0.122	207	LTE Band2	1880	1RB-High Front 10mm	0.058	0.032	
61	LTE Band71	673	1RB-Low Left Edge 10mm	0.072	0.072	223	LTE Band2	1880	1RB-High Front 10mm	0.243	0.133	
62	LTE Band71	673	1RB-Low Left Edge 10mm	0.58	0.58		LTE Band7	2535	1RB-Low Front 15mm	0.152	0.108	

## 16 Measurement Uncertainty

### 16.1 Measurement Uncertainty for Normal SAR Tests (300MHz~3GHz)

No.	Error Description	Type	Uncertainty value	Probably Distribution	Div.	(Ci) 1g	(Ci) 10g	Std. Unc. (1g)	Std. Unc. (10g)	Degree of freedom
<b>Measurement system</b>										
1	Probe calibration	B	6.0	N	1	1	1	6.0	6.0	$\infty$
2	Isotropy	B	4.7	R	$\sqrt{3}$	0.7	0.7	1.9	1.9	$\infty$
3	Boundary effect	B	1.0	R	$\sqrt{3}$	1	1	0.6	0.6	$\infty$
4	Linearity	B	4.7	R	$\sqrt{3}$	1	1	2.7	2.7	$\infty$
5	Detection limit	B	1.0	N	1	1	1	0.6	0.6	$\infty$
6	Readout electronics	B	0.3	R	$\sqrt{3}$	1	1	0.3	0.3	$\infty$
7	Response time	B	0.8	R	$\sqrt{3}$	1	1	0.5	0.5	$\infty$
8	Integration time	B	2.6	R	$\sqrt{3}$	1	1	1.5	1.5	$\infty$
9	RF ambient conditions-noise	B	0	R	$\sqrt{3}$	1	1	0	0	$\infty$
10	RFambient conditions-reflection	B	0	R	$\sqrt{3}$	1	1	0	0	$\infty$
11	Probe positioned mech. restrictions	B	0.4	R	$\sqrt{3}$	1	1	0.2	0.2	$\infty$
12	Probe positioning with respect to phantom shell	B	2.9	R	$\sqrt{3}$	1	1	1.7	1.7	$\infty$
13	Post-processing	B	1.0	R	$\sqrt{3}$	1	1	0.6	0.6	$\infty$
<b>Test sample related</b>										
14	Test sample positioning	A	3.3	N	1	1	1	3.3	3.3	71
15	Device holder uncertainty	A	3.4	N	1	1	1	3.4	3.4	5
16	Drift of output power	B	5.0	R	$\sqrt{3}$	1	1	2.9	2.9	$\infty$
<b>Phantom and set-up</b>										
17	Phantom uncertainty	B	4.0	R	$\sqrt{3}$	1	1	2.3	2.3	$\infty$
18	Liquid conductivity (target)	B	5.0	R	$\sqrt{3}$	0.64	0.43	1.8	1.2	$\infty$
19	Liquid conductivity (meas.)	A	2.06	N	1	0.64	0.43	1.32	0.89	43
20	Liquid permittivity (target)	B	5.0	R	$\sqrt{3}$	0.6	0.49	1.7	1.4	$\infty$
21	Liquid permittivity (meas.)	A	1.6	N	1	0.6	0.49	1.0	0.8	521

Combined standard uncertainty	$u_c = \sqrt{\sum_{i=1}^{21} c_i^2 u_i^2}$							9.55	9.43	257
Expanded uncertainty (confidence interval of 95 %)	$u_e = 2u_c$							19.1	18.9	

**16.2 Measurement Uncertainty for Normal SAR Tests (3~6GHz)**

No.	Error Description	Type	Uncertainty value	Probably Distribution	Div.	(Ci) 1g	(Ci) 10g	Std. Unc. (1g)	Std. Unc. (10g)	Degree of freedom
<b>Measurement system</b>										
1	Probe calibration	B	6.55	N	1	1	1	6.55	6.55	$\infty$
2	Isotropy	B	4.7	R	$\sqrt{3}$	0.7	0.7	1.9	1.9	$\infty$
3	Boundary effect	B	2.0	R	$\sqrt{3}$	1	1	1.2	1.2	$\infty$
4	Linearity	B	4.7	R	$\sqrt{3}$	1	1	2.7	2.7	$\infty$
5	Detection limit	B	1.0	R	$\sqrt{3}$	1	1	0.6	0.6	$\infty$
6	Readout electronics	B	0.3	R	$\sqrt{3}$	1	1	0.3	0.3	$\infty$
7	Response time	B	0.8	R	$\sqrt{3}$	1	1	0.5	0.5	$\infty$
8	Integration time	B	2.6	R	$\sqrt{3}$	1	1	1.5	1.5	$\infty$
9	RF ambient conditions-noise	B	0	R	$\sqrt{3}$	1	1	0	0	$\infty$
10	RFambient conditions-reflection	B	0	R	$\sqrt{3}$	1	1	0	0	$\infty$
11	Probe positioned mech. restrictions	B	0.8	R	$\sqrt{3}$	1	1	0.5	0.5	$\infty$
12	Probe positioning with respect to phantom shell	B	6.7	R	$\sqrt{3}$	1	1	3.9	3.9	$\infty$
13	Post-processing	B	4.0	R	$\sqrt{3}$	1	1	2.3	2.3	$\infty$
<b>Test sample related</b>										
14	Test sample positioning	A	3.3	N	1	1	1	3.3	3.3	71
15	Device holder uncertainty	A	3.4	N	1	1	1	3.4	3.4	5
16	Drift of output power	B	5.0	R	$\sqrt{3}$	1	1	2.9	2.9	$\infty$
<b>Phantom and set-up</b>										
17	Phantom uncertainty	B	4.0	R	$\sqrt{3}$	1	1	2.3	2.3	$\infty$
18	Liquid conductivity (target)	B	5.0	R	$\sqrt{3}$	0.64	0.43	1.8	1.2	$\infty$
19	Liquid conductivity (meas.)	A	2.06	N	1	0.64	0.43	1.32	0.89	43
20	Liquid permittivity (target)	B	5.0	R	$\sqrt{3}$	0.6	0.49	1.7	1.4	$\infty$



21	Liquid permittivity (meas.)	A	1.6	N	1	0.6	0.49	1.0	0.8	521
Combined standard uncertainty		$u_c = \sqrt{\sum_{i=1}^{21} c_i^2 u_i^2}$						10.7	10.6	257
Expanded uncertainty (confidence interval of 95 %)		$u_e = 2u_c$						21.4	21.1	

### 16.3 Measurement Uncertainty for Fast SAR Tests (300MHz~3GHz)

No.	Error Description	Type	Uncertainty value	Probably Distribution	Div.	(Ci) 1g	(Ci) 10g	Std. Unc. (1g)	Std. Unc. (10g)	Degree of freedom
<b>Measurement system</b>										
1	Probe calibration	B	6.0	N	1	1	1	6.0	6.0	∞
2	Isotropy	B	4.7	R	$\sqrt{3}$	0.7	0.7	1.9	1.9	∞
3	Boundary effect	B	1.0	R	$\sqrt{3}$	1	1	0.6	0.6	∞
4	Linearity	B	4.7	R	$\sqrt{3}$	1	1	2.7	2.7	∞
5	Detection limit	B	1.0	R	$\sqrt{3}$	1	1	0.6	0.6	∞
6	Readout electronics	B	0.3	R	$\sqrt{3}$	1	1	0.3	0.3	∞
7	Response time	B	0.8	R	$\sqrt{3}$	1	1	0.5	0.5	∞
8	Integration time	B	2.6	R	$\sqrt{3}$	1	1	1.5	1.5	∞
9	RF ambient conditions-noise	B	0	R	$\sqrt{3}$	1	1	0	0	∞
10	RFambient conditions-reflection	B	0	R	$\sqrt{3}$	1	1	0	0	∞
11	Probe positioned mech. Restrictions	B	0.4	R	$\sqrt{3}$	1	1	0.2	0.2	∞
12	Probe positioning with respect to phantom shell	B	2.9	R	$\sqrt{3}$	1	1	1.7	1.7	∞
13	Post-processing	B	1.0	R	$\sqrt{3}$	1	1	0.6	0.6	∞
14	Fast SAR z-Approximation	B	7.0	R	$\sqrt{3}$	1	1	4.0	4.0	∞
<b>Test sample related</b>										
15	Test sample positioning	A	3.3	N	1	1	1	3.3	3.3	71
16	Device holder uncertainty	A	3.4	N	1	1	1	3.4	3.4	5
17	Drift of output power	B	5.0	R	$\sqrt{3}$	1	1	2.9	2.9	∞
<b>Phantom and set-up</b>										
18	Phantom uncertainty	B	4.0	R	$\sqrt{3}$	1	1	2.3	2.3	∞
19	Liquid conductivity (target)	B	5.0	R	$\sqrt{3}$	0.64	0.43	1.8	1.2	∞

20	Liquid conductivity (meas.)	A	2.06	N	1	0.64	0.43	1.32	0.89	43
21	Liquid permittivity (target)	B	5.0	R	$\sqrt{3}$	0.6	0.49	1.7	1.4	$\infty$
22	Liquid permittivity (meas.)	A	1.6	N	1	0.6	0.49	1.0	0.8	521
Combined standard uncertainty		$u_c = \sqrt{\sum_{i=1}^{22} c_i^2 u_i^2}$						10.4	10.3	257
Expanded uncertainty (confidence interval of 95 %)		$u_e = 2u_c$						20.8	20.6	

#### 16.4 Measurement Uncertainty for Fast SAR Tests (3~6GHz)

No.	Error Description	Type	Uncertainty value	Probably Distribution	Div.	(Ci) 1g	(Ci) 10g	Std. Unc. (1g)	Std. Unc. (10g)	Degree of freedom
<b>Measurement system</b>										
1	Probe calibration	B	6.55	N	1	1	1	6.55	6.55	$\infty$
2	Isotropy	B	4.7	R	$\sqrt{3}$	0.7	0.7	1.9	1.9	$\infty$
3	Boundary effect	B	2.0	R	$\sqrt{3}$	1	1	1.2	1.2	$\infty$
4	Linearity	B	4.7	R	$\sqrt{3}$	1	1	2.7	2.7	$\infty$
5	Detection limit	B	1.0	R	$\sqrt{3}$	1	1	0.6	0.6	$\infty$
6	Readout electronics	B	0.3	R	$\sqrt{3}$	1	1	0.3	0.3	$\infty$
7	Response time	B	0.8	R	$\sqrt{3}$	1	1	0.5	0.5	$\infty$
8	Integration time	B	2.6	R	$\sqrt{3}$	1	1	1.5	1.5	$\infty$
9	RF ambient conditions-noise	B	0	R	$\sqrt{3}$	1	1	0	0	$\infty$
10	RFambient conditions-reflection	B	0	R	$\sqrt{3}$	1	1	0	0	$\infty$
11	Probe positioned mech. Restrictions	B	0.8	R	$\sqrt{3}$	1	1	0.5	0.5	$\infty$
12	Probe positioning with respect to phantom shell	B	6.7	R	$\sqrt{3}$	1	1	3.9	3.9	$\infty$
13	Post-processing	B	1.0	R	$\sqrt{3}$	1	1	0.6	0.6	$\infty$
14	Fast SAR z-Approximation	B	14.0	R	$\sqrt{3}$	1	1	8.1	8.1	$\infty$
<b>Test sample related</b>										
15	Test sample positioning	A	3.3	N	1	1	1	3.3	3.3	71
16	Device holder uncertainty	A	3.4	N	1	1	1	3.4	3.4	5

17	Drift of output power	B	5.0	R	$\sqrt{3}$	1	1	2.9	2.9	$\infty$	
<b>Phantom and set-up</b>											
18	Phantom uncertainty	B	4.0	R	$\sqrt{3}$	1	1	2.3	2.3	$\infty$	
19	Liquid conductivity (target)	B	5.0	R	$\sqrt{3}$	0.64	0.43	1.8	1.2	$\infty$	
20	Liquid conductivity (meas.)	A	2.06	N	1	0.64	0.43	1.32	0.89	43	
21	Liquid permittivity (target)	B	5.0	R	$\sqrt{3}$	0.6	0.49	1.7	1.4	$\infty$	
22	Liquid permittivity (meas.)	A	1.6	N	1	0.6	0.49	1.0	0.8	521	
Combined standard uncertainty		$u_c = \sqrt{\sum_{i=1}^{22} c_i^2 u_i^2}$							13.5	13.4	257
Expanded uncertainty (confidence interval of 95 %)		$u_e = 2u_c$							27.0	26.8	

## 17 MAIN TEST INSTRUMENTS

**Table 17.1: List of Main Instruments**

No.	Name	Type	Serial Number	Calibration Date	Valid Period
01	Network analyzer	E5071C	MY46110673	January 24, 2019	One year
02	Power meter	NRVD	102083	October 24, 2018	One year
03	Power sensor	NRV-Z5	100542		
04	Power sensor	NRP6A	101369	April 11, 2019	One Year
05	Signal Generator	E4438C	MY49070393	January 4, 2019	One Year
06	Amplifier	60S1G4	0331848	No Calibration Requested	
07	Directional Coupler	778D	MY48220584	No Calibration Requested	
08	Directional Coupler	772D	MY46151265	No Calibration Requested	
09	BTS	E5515C	MY50263375	January 17, 2019	One year
10	BTS	CMW500	159890	January 3, 2019	One year
11	E-field Probe	SPEAG EX3DV4	3617	January 31, 2019	One year
12	DAE	SPEAG DAE4	771	January 11,2019	One year
13	Dipole Validation Ki	SPEAG D750V3	1017	July 18, 2019	One year
14	Dipole Validation Ki	SPEAG D835V2	4d069	July 18, 2019	One year
15	Dipole Validation Ki	SPEAG D1750V2	1003	July 16, 2019	One year
16	Dipole Validation Ki	SPEAG D1900V2	5d101	July 17, 2019	One year
17	Dipole Validation Ki	SPEAG D2300V2	1018	July 17, 2019	One year
18	Dipole Validation Ki	SPEAG D2450V2	853	July 17, 2019	One year
19	Dipole Validation Ki	SPEAG D2600V2	1012	July 17, 2019	One year
20	Dipole Validation Ki	SPEAG D5GHzV2	1262	January 31,2019	One year

\*\*\*END OF REPORT BODY\*\*\*

## ANNEX A Graph Results

### GSM850\_CH190 Left Cheek

Date: 10/2/2019

Electronics: DAE4 Sn771

Medium: head 835 MHz

Medium parameters used:  $f = 836.6$ ;  $\sigma = 0.886$  mho/m;  $\epsilon_r = 41.55$ ;  $\rho = 1000$  kg/m<sup>3</sup>

Ambient Temperature: 22.5°C, Liquid Temperature: 22.3°C

Communication System: GSM850 836.6 Duty Cycle: 1:2.67

Probe: EX3DV4 – SN3617 ConvF(9.75,9.75,9.75)

**Area Scan (71x121x1):** Interpolated grid: dx=1.000 mm, dy=1.000 mm

Maximum value of SAR (interpolated) = 0.536 W/kg

**Zoom Scan (7x7x7)/Cube 0:** Measurement grid: dx=5mm, dy=5mm, dz=5mm

Reference Value = 7.638 V/m; Power Drift = -0.09 dB

Peak SAR (extrapolated) = 0.665 W/kg

**SAR(1 g) = 0.373 W/kg; SAR(10 g) = 0.215 W/kg**

Maximum value of SAR (measured) = 0.525 W/kg

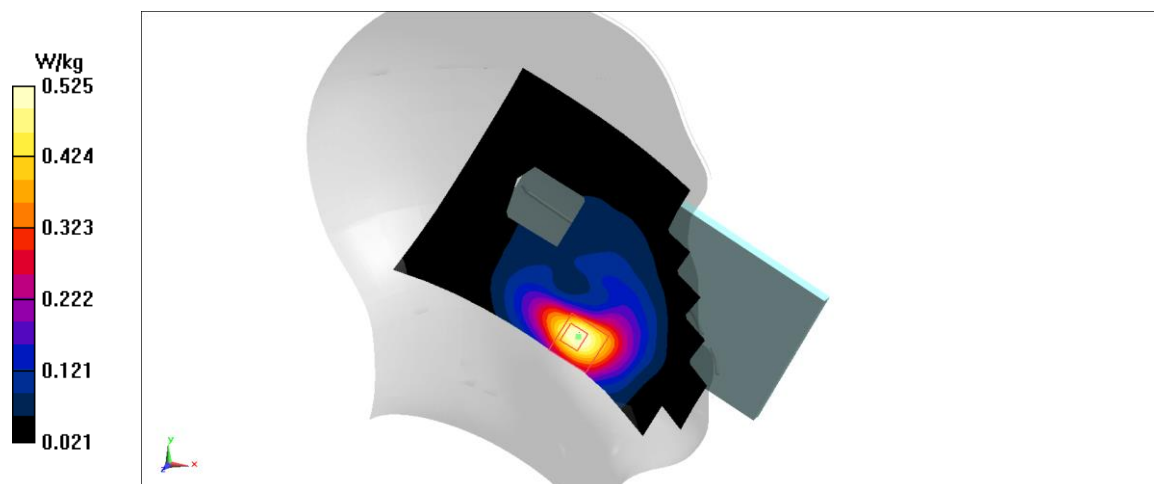


Fig A.1

**GSM850\_CH190 Left Edge 15mm**

Date: 10/2/2019

Electronics: DAE4 Sn771

Medium: body 835 MHz

Medium parameters used:  $f = 836.6$ ;  $\sigma = 0.98$  mho/m;  $\epsilon_r = 55.33$ ;  $\rho = 1000$  kg/m<sup>3</sup>

Ambient Temperature: 22.5°C, Liquid Temperature: 22.3°C

Communication System: GSM850 836.6 Duty Cycle: 1:2.67

Probe: EX3DV4 – SN3617 ConvF(9.61,9.61,9.61)

**Area Scan (71x121x1):** Interpolated grid: dx=1.000 mm, dy=1.000 mm

Maximum value of SAR (interpolated) = 1.37 W/kg

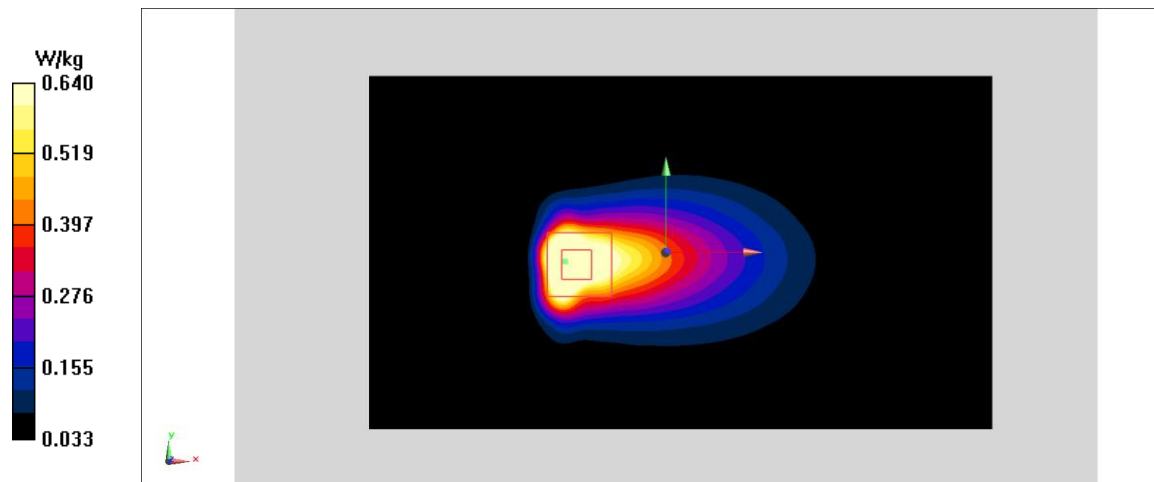
**Zoom Scan (7x7x7)/Cube 0:** Measurement grid: dx=5mm, dy=5mm, dz=5mm

Reference Value = 19.86 V/m; Power Drift = -0.11 dB

Peak SAR (extrapolated) = 0.772 W/kg

**SAR(1 g) = 0.511 W/kg; SAR(10 g) = 0.328 W/kg**

Maximum value of SAR (measured) = 0.64 W/kg

**Fig A.2**

**GSM850\_CH190 Left Edge 10mm**

Date: 10/2/2019

Electronics: DAE4 Sn771

Medium: body 835 MHz

Medium parameters used:  $f = 836.6$ ;  $\sigma = 0.98$  mho/m;  $\epsilon_r = 55.33$ ;  $\rho = 1000$  kg/m<sup>3</sup>

Ambient Temperature: 22.5°C, Liquid Temperature: 22.3°C

Communication System: GSM850 836.6 Duty Cycle: 1:1

Probe: EX3DV4 – SN3617 ConvF(9.61,9.61,9.61)

**Area Scan (71x121x1):** Interpolated grid: dx=1.000 mm, dy=1.000 mm

Maximum value of SAR (interpolated) = 0.647 W/kg

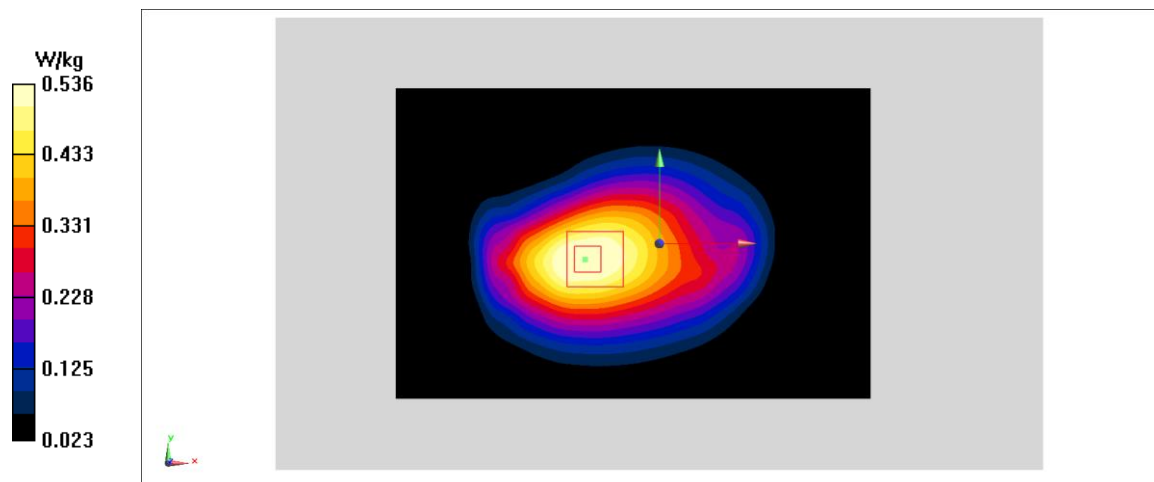
**Zoom Scan (7x7x7)/Cube 0:** Measurement grid: dx=5mm, dy=5mm, dz=5mm

Reference Value = 18.48 V/m; Power Drift = 0.06 dB

Peak SAR (extrapolated) = 0.725 W/kg

**SAR(1 g) = 0.445 W/kg; SAR(10 g) = 0.269 W/kg**

Maximum value of SAR (measured) = 0.536 W/kg

**Fig A.3**

**PCS1900\_CH810 Right Tilt**

Date: 10/4/2019

Electronics: DAE4 Sn771

Medium: head 1900 MHz

Medium parameters used:  $f = 1909.8$ ;  $\sigma = 1.41$  mho/m;  $\epsilon_r = 40.08$ ;  $\rho = 1000$  kg/m<sup>3</sup>

Ambient Temperature: 22.5°C, Liquid Temperature: 22.3°C

Communication System: PCS1900 1909.8 Duty Cycle: 1:2.67

Probe: EX3DV4 – SN3617 ConvF(8.14,8.14,8.14)

**Area Scan (71x121x1):** Interpolated grid: dx=1.000 mm, dy=1.000 mm

Maximum value of SAR (interpolated) = 1.27 W/kg

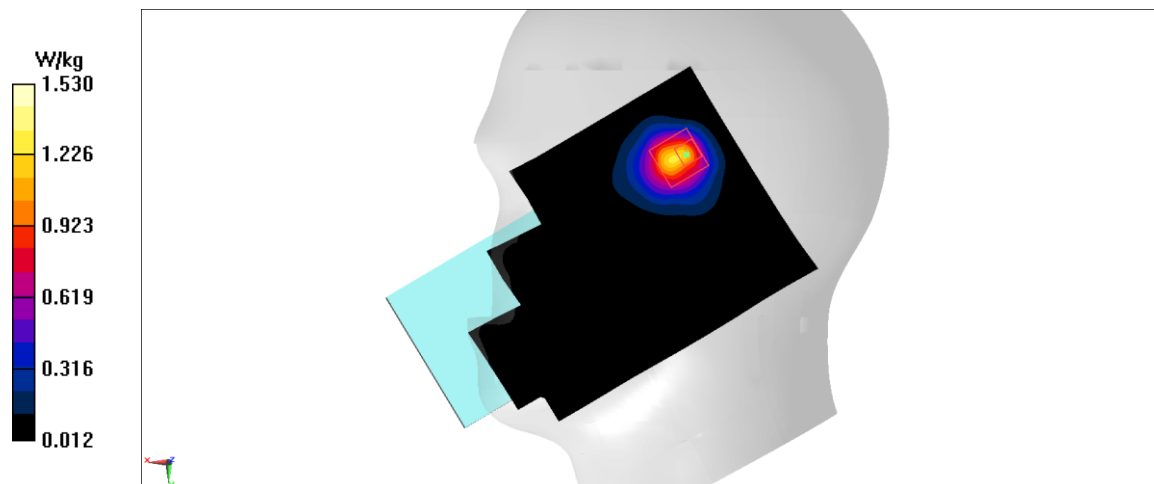
**Zoom Scan (7x7x7)/Cube 0:** Measurement grid: dx=5mm, dy=5mm, dz=5mm

Reference Value = 13.47 V/m; Power Drift = -0.11 dB

Peak SAR (extrapolated) = 1.98 W/kg

**SAR(1 g) = 0.721 W/kg; SAR(10 g) = 0.33 W/kg**

Maximum value of SAR (measured) = 1.53 W/kg

**Fig A.4**



**PCS1900\_CH661 Front 15mm**

Date: 10/4/2019

Electronics: DAE4 Sn771

Medium: body 1900 MHz

Medium parameters used:  $f = 1880$ ;  $\sigma = 1.529$  mho/m;  $\epsilon_r = 54.19$ ;  $\rho = 1000$  kg/m<sup>3</sup>

Ambient Temperature: 22.5°C, Liquid Temperature: 22.3°C

Communication System: PCS1900 1880 Duty Cycle: 1:2.67

Probe: EX3DV4 – SN3617 ConvF(7.78,7.78,7.78)

**Area Scan (71x121x1):** Interpolated grid: dx=1.000 mm, dy=1.000 mm

Maximum value of SAR (interpolated) = 0.36 W/kg

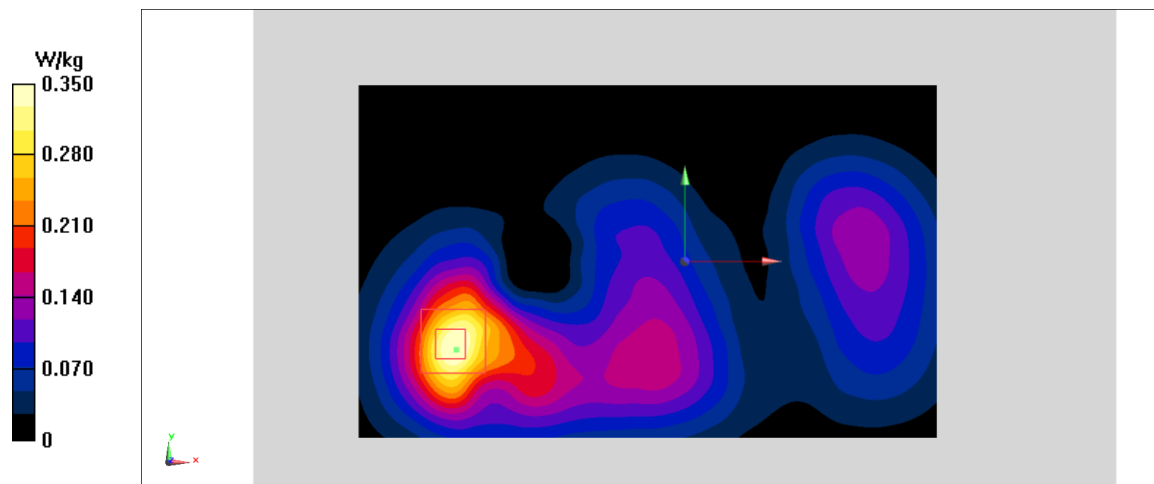
**Zoom Scan (7x7x7)/Cube 0:** Measurement grid: dx=5mm, dy=5mm, dz=5mm

Reference Value = 0 V/m; Power Drift = 0.09 dB

Peak SAR (extrapolated) = 0.417 W/kg

**SAR(1 g) = 0.231 W/kg; SAR(10 g) = 0.128 W/kg**

Maximum value of SAR (measured) = 0.35 W/kg

**Fig A.5**

**PCS1900\_CH810 Rear 10mm**

Date: 10/4/2019

Electronics: DAE4 Sn771

Medium: body 1900 MHz

Medium parameters used:  $f = 1909.8$ ;  $\sigma = 1.558$  mho/m;  $\epsilon_r = 54.16$ ;  $\rho = 1000$  kg/m<sup>3</sup>

Ambient Temperature: 22.5°C, Liquid Temperature: 22.3°C

Communication System: PCS1900 1909.8 Duty Cycle: 1:2.67

Probe: EX3DV4 – SN3617 ConvF(7.78,7.78,7.78)

**Area Scan (71x121x1):** Interpolated grid: dx=1.000 mm, dy=1.000 mm

Maximum value of SAR (interpolated) = 0.36 W/kg

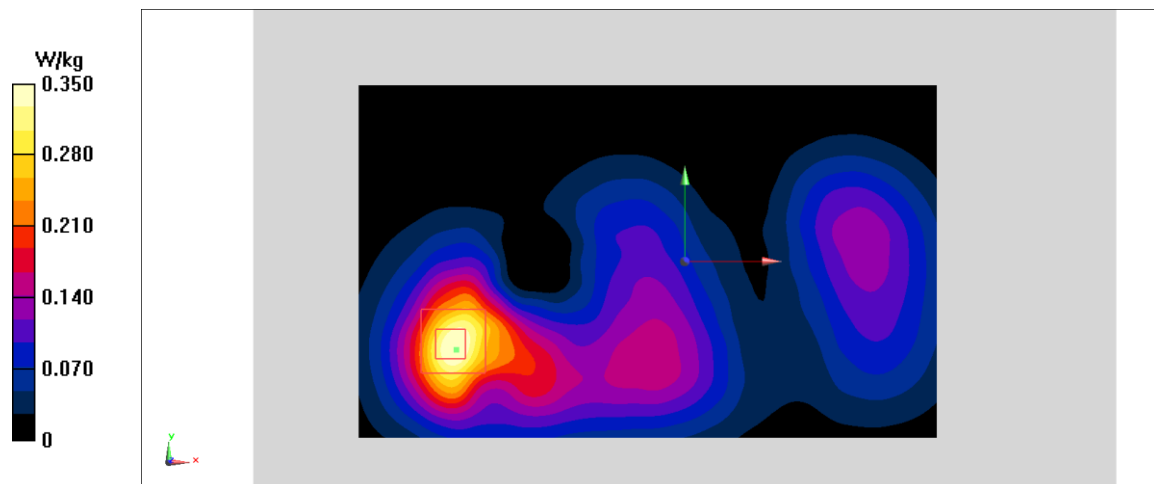
**Zoom Scan (7x7x7)/Cube 0:** Measurement grid: dx=5mm, dy=5mm, dz=5mm

Reference Value = 0 V/m; Power Drift = -0.08 dB

Peak SAR (extrapolated) = 0.417 W/kg

**SAR(1 g) = 0.497 W/kg; SAR(10 g) = 0.259 W/kg**

Maximum value of SAR (measured) = 0.35 W/kg

**Fig A.6**

**WCDMA1900-BII\_CH9262 Right Tilt**

Date: 10/4/2019

Electronics: DAE4 Sn771

Medium: head 1900 MHz

Medium parameters used:  $f = 1852.4$ ;  $\sigma = 1.355$  mho/m;  $\epsilon_r = 40.15$ ;  $\rho = 1000$  kg/m<sup>3</sup>

Ambient Temperature: 22.5°C, Liquid Temperature: 22.3°C

Communication System: WCDMA1900-BII 1852.4 Duty Cycle: 1:1

Probe: EX3DV4 – SN3617 ConvF(8.14,8.14,8.14)

**Area Scan (71x121x1):** Interpolated grid: dx=1.000 mm, dy=1.000 mm

Maximum value of SAR (interpolated) = 1.24 W/kg

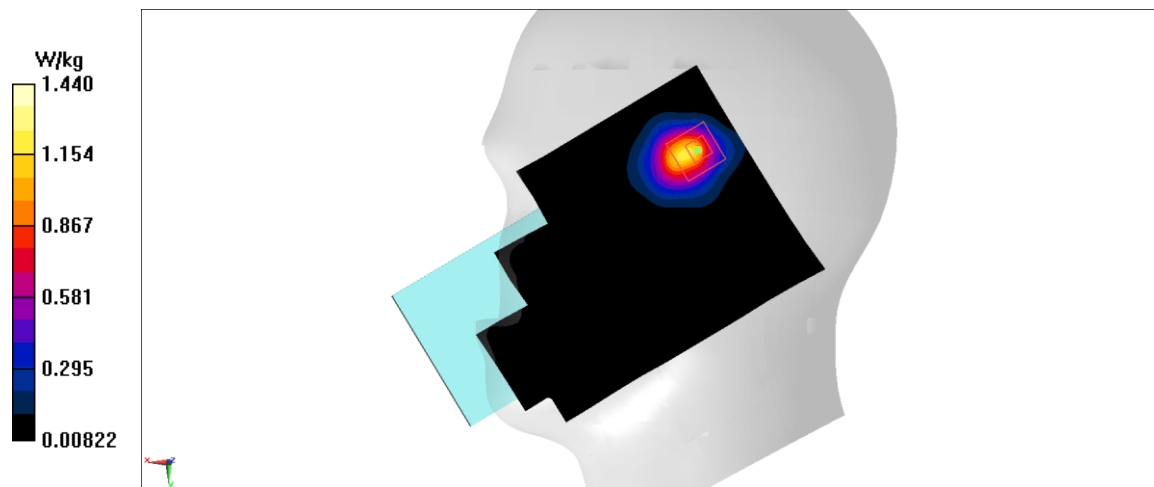
**Zoom Scan (7x7x7)/Cube 0:** Measurement grid: dx=5mm, dy=5mm, dz=5mm

Reference Value = 11.9 V/m; Power Drift = 0.05 dB

Peak SAR (extrapolated) = 1.93 W/kg

**SAR(1 g) = 0.737 W/kg; SAR(10 g) = 0.319 W/kg**

Maximum value of SAR (measured) = 1.44 W/kg

**Fig A.7**

**WCDMA1900-BII\_CH9262 Top Edge 15mm**

Date: 10/4/2019

Electronics: DAE4 Sn771

Medium: body 1900 MHz

Medium parameters used:  $f = 1852.4$ ;  $\sigma = 1.502$  mho/m;  $\epsilon_r = 54.23$ ;  $\rho = 1000$  kg/m<sup>3</sup>

Ambient Temperature: 22.5°C, Liquid Temperature: 22.3°C

Communication System: WCDMA1900-BII 1852.4 Duty Cycle: 1:1

Probe: EX3DV4 – SN3617 ConvF(7.78,7.78,7.78)

**Area Scan (71x121x1):** Interpolated grid: dx=1.000 mm, dy=1.000 mm

Maximum value of SAR (interpolated) = 0.729 W/kg

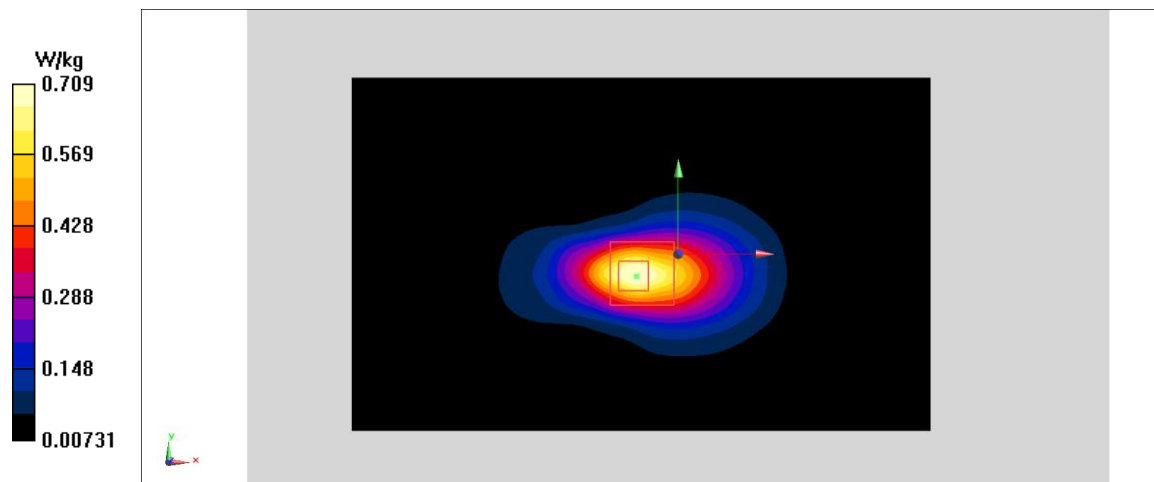
**Zoom Scan (7x7x7)/Cube 0:** Measurement grid: dx=5mm, dy=5mm, dz=5mm

Reference Value = 17.81 V/m; Power Drift = -0.05 dB

Peak SAR (extrapolated) = 0.844 W/kg

**SAR(1 g) = 0.473 W/kg; SAR(10 g) = 0.258 W/kg**

Maximum value of SAR (measured) = 0.709 W/kg

**Fig A.8**

**WCDMA1900-BII\_CH9262 Top 10mm**

Date: 10/4/2019

Electronics: DAE4 Sn771

Medium: body 1900 MHz

Medium parameters used:  $f = 1852.4$ ;  $\sigma = 1.502$  mho/m;  $\epsilon_r = 54.23$ ;  $\rho = 1000$  kg/m<sup>3</sup>

Ambient Temperature: 22.5°C, Liquid Temperature: 22.3°C

Communication System: WCDMA1900-BII 1852.4 Duty Cycle: 1:1

Probe: EX3DV4 – SN3617 ConvF(7.78,7.78,7.78)

**Area Scan (71x121x1):** Interpolated grid: dx=1.000 mm, dy=1.000 mm

Maximum value of SAR (interpolated) = 0.68 W/kg

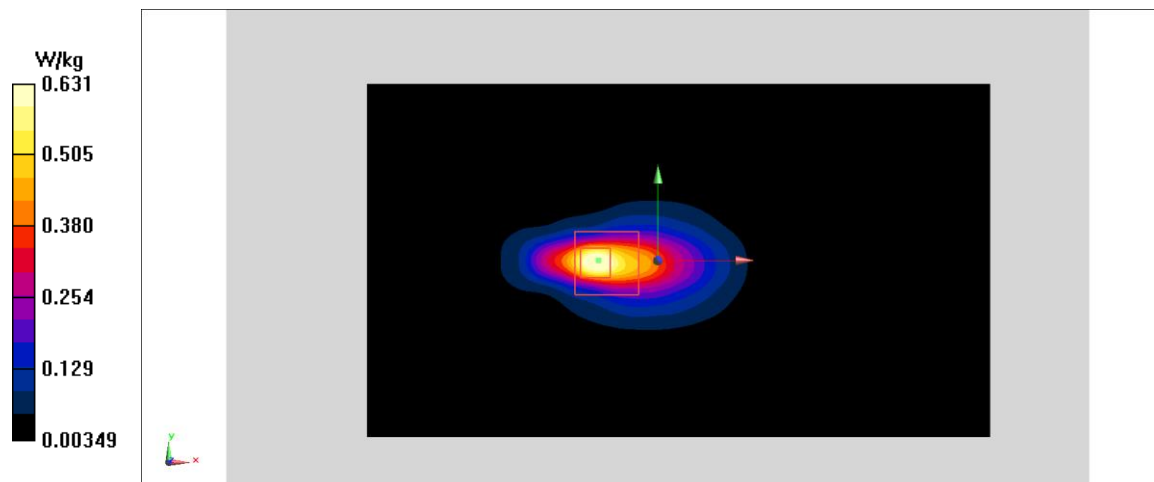
**Zoom Scan (7x7x7)/Cube 0:** Measurement grid: dx=5mm, dy=5mm, dz=5mm

Reference Value = 13.73 V/m; Power Drift = -0.06 dB

Peak SAR (extrapolated) = 0.785 W/kg

**SAR(1 g) = 0.406 W/kg; SAR(10 g) = 0.201 W/kg**

Maximum value of SAR (measured) = 0.631 W/kg

**Fig A.9**

**WCDMA1700-BIV\_CH1513 Right Tilt**

Date: 10/3/2019

Electronics: DAE4 Sn771

Medium: head 1750 MHz

Medium parameters used:  $f = 1752.6$ ;  $\sigma = 1.386$  mho/m;  $\epsilon_r = 39.85$ ;  $\rho = 1000$  kg/m<sup>3</sup>

Ambient Temperature: 22.5°C, Liquid Temperature: 22.3°C

Communication System: WCDMA1700-BIV 1752.6 Duty Cycle: 1:1

Probe: EX3DV4 – SN3617 ConvF(8.38,8.38,8.38)

**Area Scan (71x121x1):** Interpolated grid: dx=1.000 mm, dy=1.000 mm

Maximum value of SAR (interpolated) = 1.23 W/kg

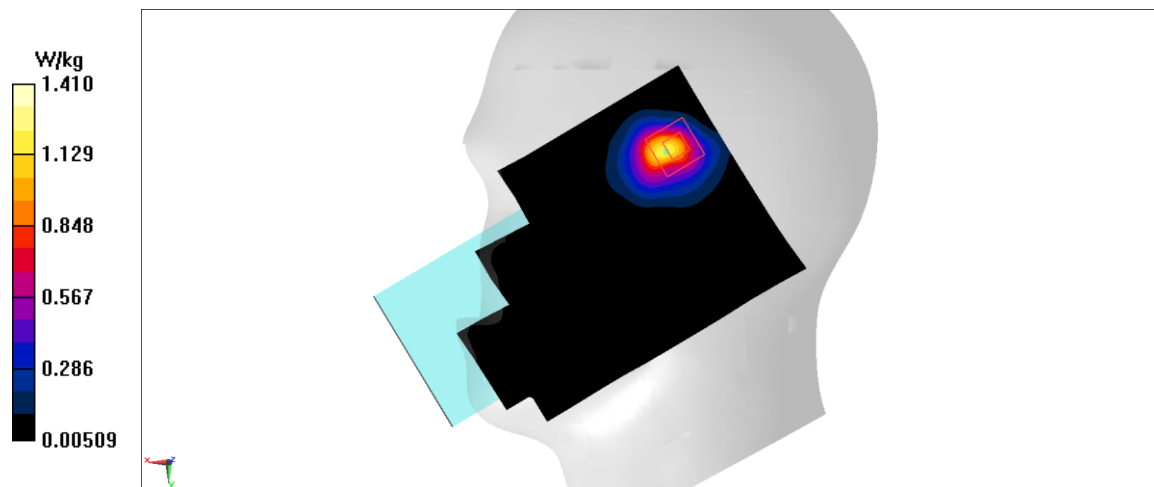
**Zoom Scan (7x7x7)/Cube 0:** Measurement grid: dx=5mm, dy=5mm, dz=5mm

Reference Value = 11.98 V/m; Power Drift = -0.03 dB

Peak SAR (extrapolated) = 1.91 W/kg

**SAR(1 g) = 0.751 W/kg; SAR(10 g) = 0.326 W/kg**

Maximum value of SAR (measured) = 1.41 W/kg

**Fig A.10**

**WCDMA1700-BIV\_CH1412 Top Edge 15mm**

Date: 10/3/2019

Electronics: DAE4 Sn771

Medium: body 1750 MHz

Medium parameters used:  $f = 1732.5$ ;  $\sigma = 1.46$  mho/m;  $\epsilon_r = 53.28$ ;  $\rho = 1000$  kg/m<sup>3</sup>

Ambient Temperature: 22.5°C, Liquid Temperature: 22.3°C

Communication System: WCDMA1700-BIV 1732.5 Duty Cycle: 1:1

Probe: EX3DV4 – SN3617 ConvF(8.03,8.03,8.03)

**Area Scan (71x121x1):** Interpolated grid: dx=1.000 mm, dy=1.000 mm

Maximum value of SAR (interpolated) = 0.619 W/kg

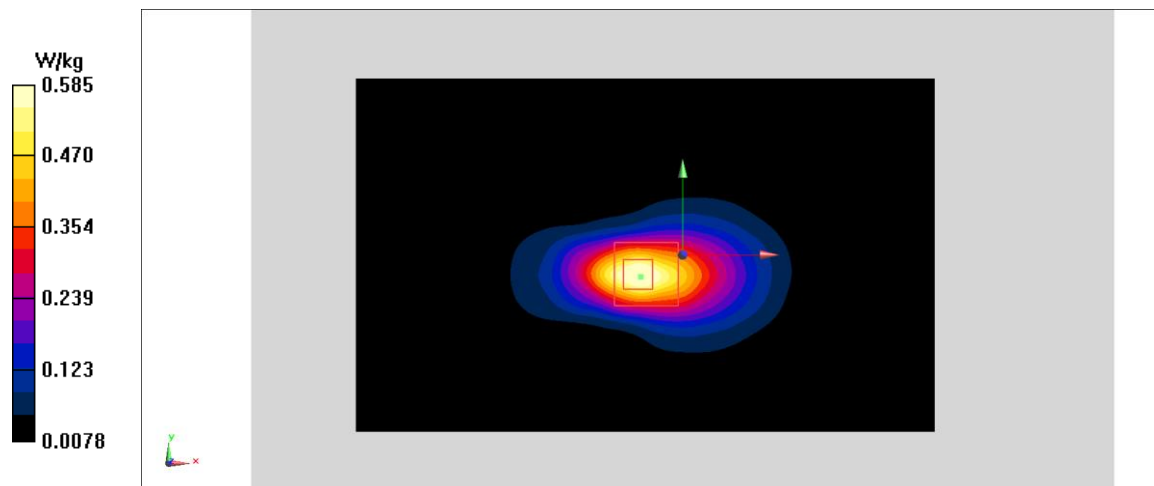
**Zoom Scan (7x7x7)/Cube 0:** Measurement grid: dx=5mm, dy=5mm, dz=5mm

Reference Value = 15.94 V/m; Power Drift = -0.02 dB

Peak SAR (extrapolated) = 0.695 W/kg

**SAR(1 g) = 0.393 W/kg; SAR(10 g) = 0.217 W/kg**

Maximum value of SAR (measured) = 0.585 W/kg

**Fig A.11**

**WCDMA1700-BIV\_CH1513 Top 10mm**

Date: 10/3/2019

Electronics: DAE4 Sn771

Medium: body 1750 MHz

Medium parameters used:  $f = 1752.6$ ;  $\sigma = 1.48$  mho/m;  $\epsilon_r = 53.26$ ;  $\rho = 1000$  kg/m<sup>3</sup>

Ambient Temperature: 22.5°C, Liquid Temperature: 22.3°C

Communication System: WCDMA1700-BIV 1752.6 Duty Cycle: 1:1

Probe: EX3DV4 – SN3617 ConvF(8.03,8.03,8.03)

**Area Scan (71x121x1):** Interpolated grid: dx=1.000 mm, dy=1.000 mm

Maximum value of SAR (interpolated) = 0.531 W/kg

**Zoom Scan (7x7x7)/Cube 0:** Measurement grid: dx=5mm, dy=5mm, dz=5mm

Reference Value = 13.44 V/m; Power Drift = -0.1 dB

Peak SAR (extrapolated) = 0.716 W/kg

**SAR(1 g) = 0.357 W/kg; SAR(10 g) = 0.176 W/kg**

Maximum value of SAR (measured) = 0.536 W/kg

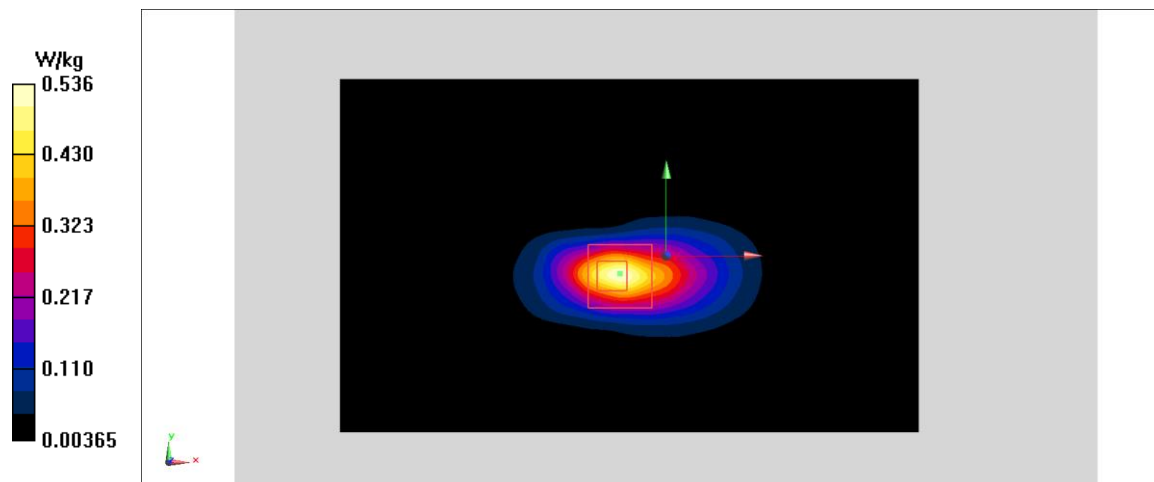


Fig A.12



**WCDMA850-BV\_CH4132 Left Cheek**

Date: 10/2/2019

Electronics: DAE4 Sn771

Medium: head 835 MHz

Medium parameters used:  $f = 826.4$ ;  $\sigma = 0.875$  mho/m;  $\epsilon_r = 41.56$ ;  $\rho = 1000$  kg/m<sup>3</sup>

Ambient Temperature: 22.5°C, Liquid Temperature: 22.3°C

Communication System: WCDMA850-BV 826.4 Duty Cycle: 1:1

Probe: EX3DV4 – SN3617 ConvF(9.75,9.75,9.75)

**Area Scan (71x121x1):** Interpolated grid: dx=1.000 mm, dy=1.000 mm

Maximum value of SAR (interpolated) = 0.578 W/kg

**Zoom Scan (7x7x7)/Cube 0:** Measurement grid: dx=5mm, dy=5mm, dz=5mm

Reference Value = 5.801 V/m; Power Drift = 0.06 dB

Peak SAR (extrapolated) = 0.674 W/kg

**SAR(1 g) = 0.366 W/kg; SAR(10 g) = 0.211 W/kg**

Maximum value of SAR (measured) = 0.537 W/kg

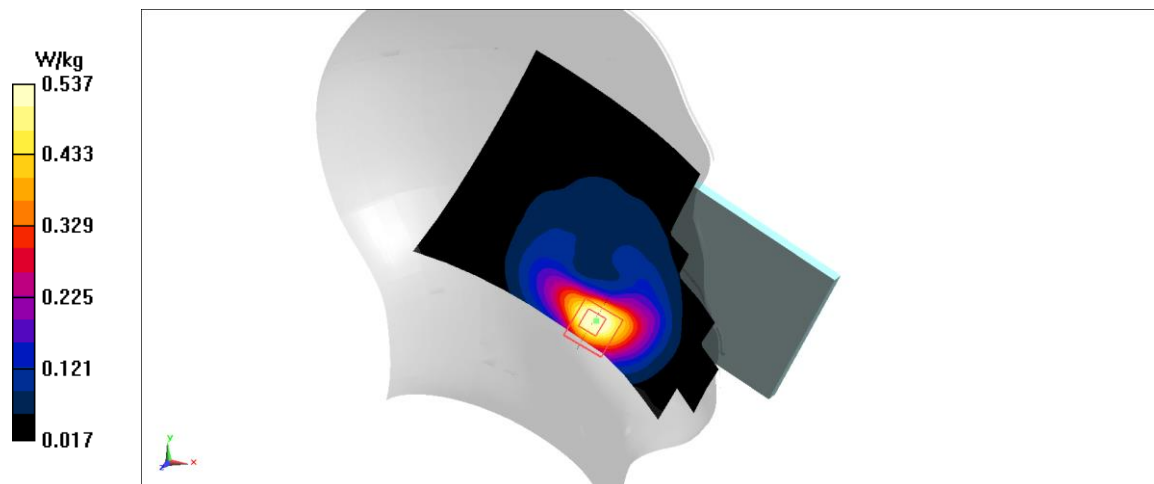


Fig A.13

**WCDMA850-BV\_CH4183 Left Edge 15mm**

Date: 10/2/2019

Electronics: DAE4 Sn771

Medium: body 835 MHz

Medium parameters used:  $f = 836.6$ ;  $\sigma = 0.98$  mho/m;  $\epsilon_r = 55.33$ ;  $\rho = 1000$  kg/m<sup>3</sup>

Ambient Temperature: 22.5°C, Liquid Temperature: 22.3°C

Communication System: WCDMA850-BV 836.6 Duty Cycle: 1:1

Probe: EX3DV4 – SN3617 ConvF(9.61,9.61,9.61)

**Area Scan (71x121x1):** Interpolated grid: dx=1.000 mm, dy=1.000 mm

Maximum value of SAR (interpolated) = 0.687 W/kg

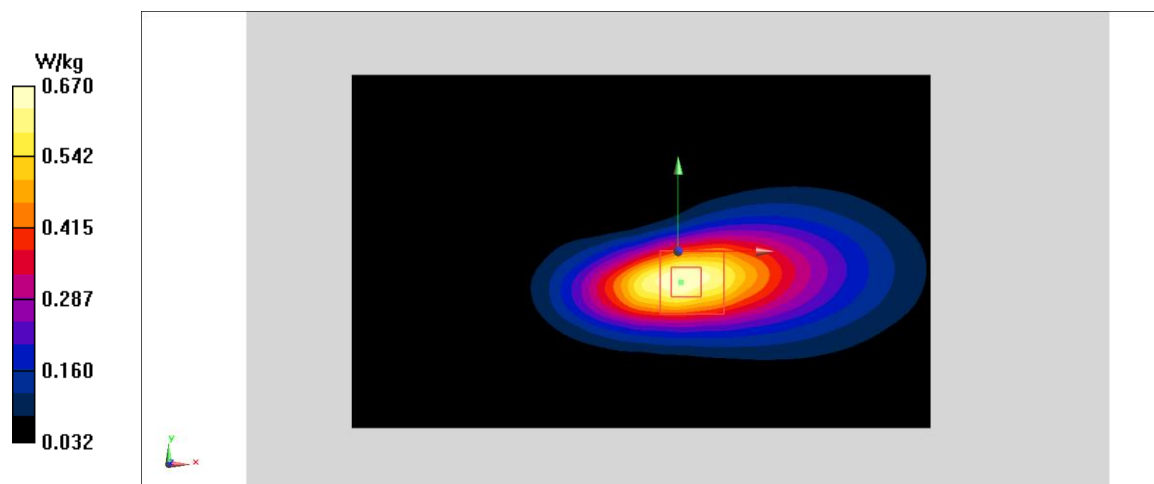
**Zoom Scan (7x7x7)/Cube 0:** Measurement grid: dx=5mm, dy=5mm, dz=5mm

Reference Value = 21.74 V/m; Power Drift = -0.14 dB

Peak SAR (extrapolated) = 0.786 W/kg

**SAR(1 g) = 0.479 W/kg; SAR(10 g) = 0.301 W/kg**

Maximum value of SAR (measured) = 0.67 W/kg

**Fig A.14**

**WCDMA850-BV\_CH4183 Left Edge 10mm**

Date: 10/2/2019

Electronics: DAE4 Sn771

Medium: body 835 MHz

Medium parameters used:  $f = 836.6$ ;  $\sigma = 0.98$  mho/m;  $\epsilon_r = 55.33$ ;  $\rho = 1000$  kg/m<sup>3</sup>

Ambient Temperature: 22.5°C, Liquid Temperature: 22.3°C

Communication System: WCDMA850-BV 836.6 Duty Cycle: 1:1

Probe: EX3DV4 – SN3617 ConvF(9.61,9.61,9.61)

**Area Scan (71x121x1):** Interpolated grid: dx=1.000 mm, dy=1.000 mm

Maximum value of SAR (interpolated) = 0.757 W/kg

**Zoom Scan (7x7x7)/Cube 0:** Measurement grid: dx=5mm, dy=5mm, dz=5mm

Reference Value = 22.5 V/m; Power Drift = 0.09 dB

Peak SAR (extrapolated) = 0.904 W/kg

**SAR(1 g) = 0.501 W/kg; SAR(10 g) = 0.292 W/kg**

Maximum value of SAR (measured) = 0.745 W/kg

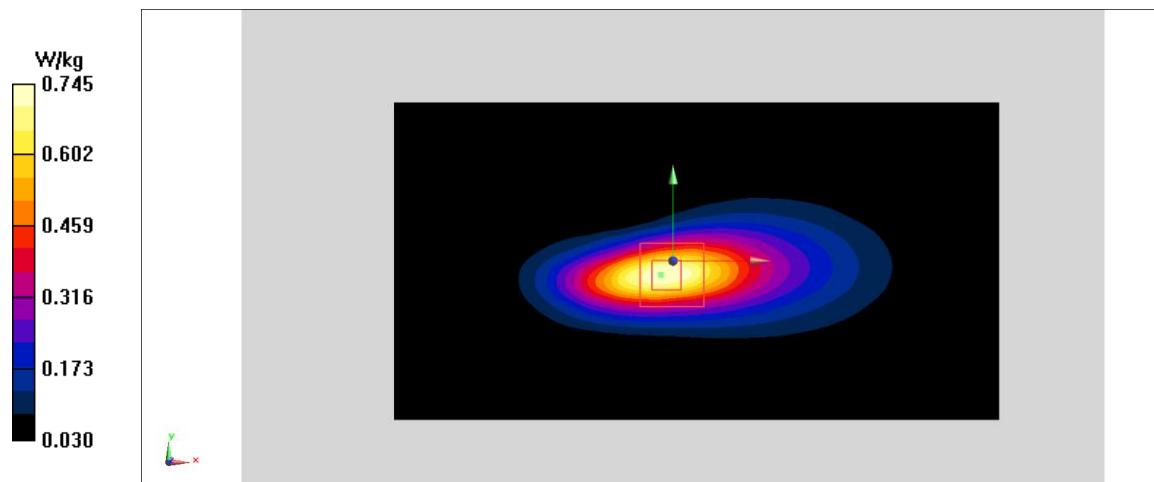


Fig A.15

**CDMA800-BC0\_CH1013 Left Cheek**

Date: 10/2/2019

Electronics: DAE4 Sn771

Medium: head 835 MHz

Medium parameters used:  $f = 824.7$ ;  $\sigma = 0.886$  mho/m;  $\epsilon_r = 41.55$ ;  $\rho = 1000$  kg/m<sup>3</sup>

Ambient Temperature: 22.5°C, Liquid Temperature: 22.3°C

Communication System: CDMA800-BC0 824.7 Duty Cycle: 1:1

Probe: EX3DV4 – SN3617 ConvF(9.75,9.75,9.75)

**Area Scan (71x121x1):** Interpolated grid: dx=1.000 mm, dy=1.000 mm

Maximum value of SAR (interpolated) = 0.54 W/kg

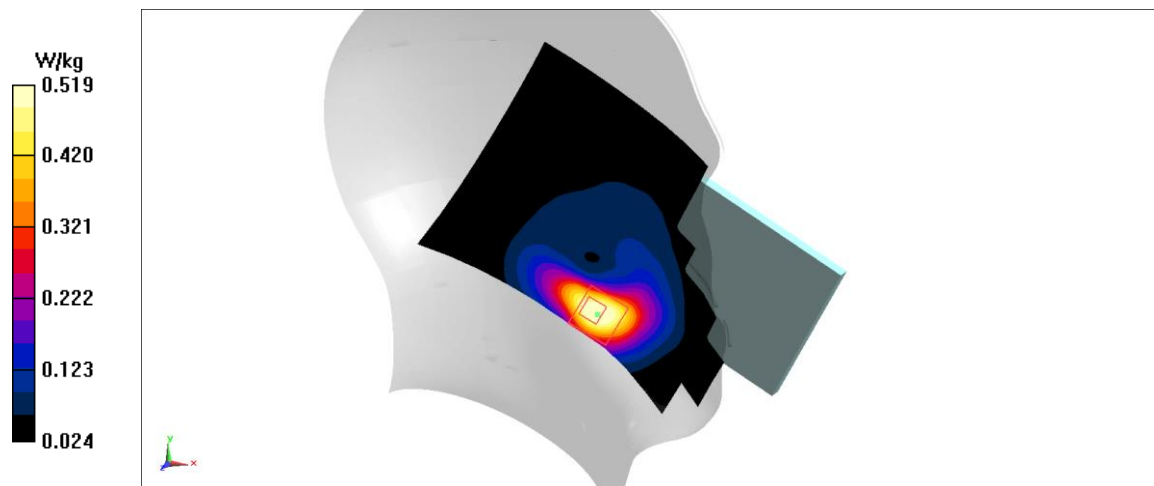
**Zoom Scan (7x7x7)/Cube 0:** Measurement grid: dx=5mm, dy=5mm, dz=5mm

Reference Value = 5.966 V/m; Power Drift = -0.17 dB

Peak SAR (extrapolated) = 0.682 W/kg

**SAR(1 g) = 0.374 W/kg; SAR(10 g) = 0.217 W/kg**

Maximum value of SAR (measured) = 0.519 W/kg

**Fig A.16**

**CDMA800-BC0\_CH1013 Left Edge 15mm**

Date: 10/2/2019

Electronics: DAE4 Sn771

Medium: body 835 MHz

Medium parameters used:  $f = 824.7$ ;  $\sigma = 0.98$  mho/m;  $\epsilon_r = 55.33$ ;  $\rho = 1000$  kg/m<sup>3</sup>

Ambient Temperature: 22.5°C, Liquid Temperature: 22.3°C

Communication System: CDMA800-BC0 824.7 Duty Cycle: 1:1

Probe: EX3DV4 – SN3617 ConvF(9.61,9.61,9.61)

**Area Scan (71x121x1):** Interpolated grid: dx=1.000 mm, dy=1.000 mm

Maximum value of SAR (interpolated) = 0.547 W/kg

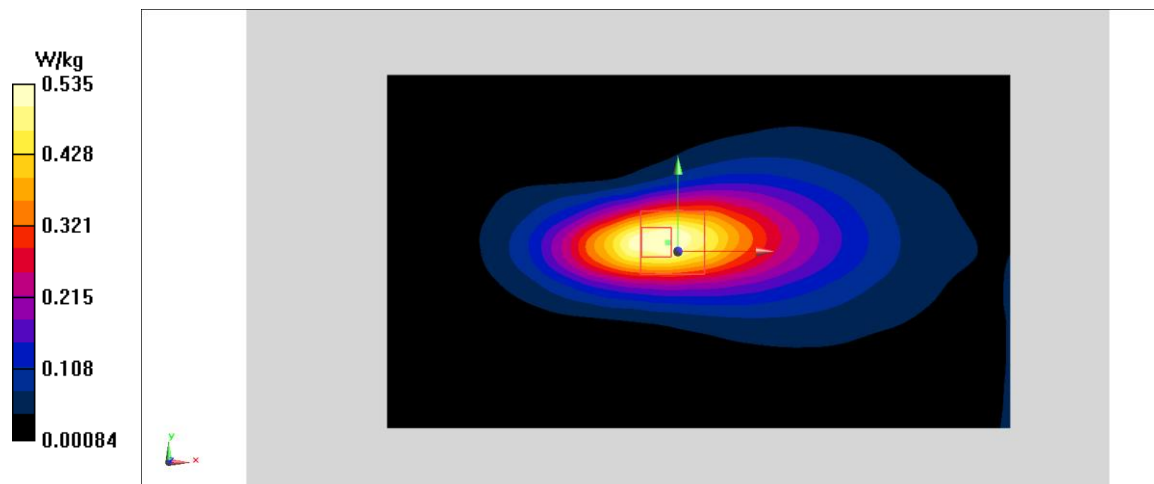
**Zoom Scan (7x7x7)/Cube 0:** Measurement grid: dx=5mm, dy=5mm, dz=5mm

Reference Value = 22.48 V/m; Power Drift = -0.03 dB

Peak SAR (extrapolated) = 1.05 W/kg

**SAR(1 g) = 0.47 W/kg; SAR(10 g) = 0.261 W/kg**

Maximum value of SAR (measured) = 0.535 W/kg

**Fig A.17**

**CDMA800-BC0\_CH384 Left Edge 10mm**

Date: 10/2/2019

Electronics: DAE4 Sn771

Medium: body 835 MHz

Medium parameters used:  $f = 836.52$ ;  $\sigma = 0.98$  mho/m;  $\epsilon_r = 55.33$ ;  $\rho = 1000$  kg/m<sup>3</sup>

Ambient Temperature: 22.5°C, Liquid Temperature: 22.3°C

Communication System: CDMA800-BC0 836.52 Duty Cycle: 1:1

Probe: EX3DV4 – SN3617 ConvF(9.61,9.61,9.61)

**Area Scan (71x121x1):** Interpolated grid: dx=1.000 mm, dy=1.000 mm

Maximum value of SAR (interpolated) = 0.883 W/kg

**Zoom Scan (7x7x7)/Cube 0:** Measurement grid: dx=5mm, dy=5mm, dz=5mm

Reference Value = 23.81 V/m; Power Drift = -0.05 dB

Peak SAR (extrapolated) = 0.967 W/kg

**SAR(1 g) = 0.538 W/kg; SAR(10 g) = 0.312 W/kg**

Maximum value of SAR (measured) = 0.801 W/kg

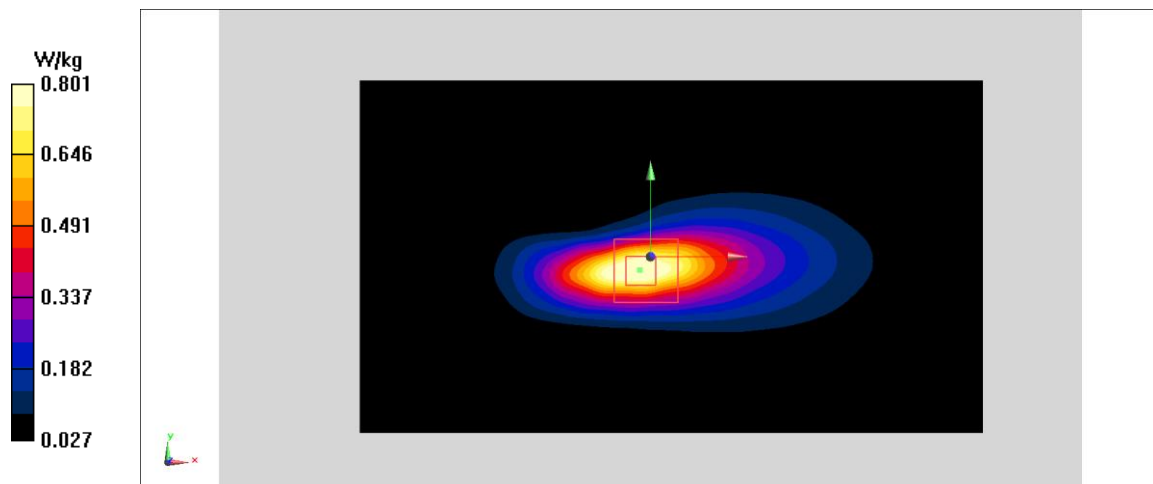


Fig A.18

**CDMA1900-BC1\_CH600 Right Tilt**

Date: 10/2/2019

Electronics: DAE4 Sn771

Medium: head 835 MHz

Medium parameters used:  $f = 1880$ ;  $\sigma = 0.886$  mho/m;  $\epsilon_r = 41.55$ ;  $\rho = 1000$  kg/m<sup>3</sup>

Ambient Temperature: 22.5°C, Liquid Temperature: 22.3°C

Communication System: CDMA1900-BC1 1880 Duty Cycle: 1:1

Probe: EX3DV4 – SN3617 ConvF(9.75,9.75,9.75)

**Area Scan (71x121x1):** Interpolated grid: dx=1.000 mm, dy=1.000 mm

Maximum value of SAR (interpolated) = 0.979 W/kg

**Zoom Scan (7x7x7)/Cube 0:** Measurement grid: dx=5mm, dy=5mm, dz=5mm

Reference Value = 11.73 V/m; Power Drift = 0 dB

Peak SAR (extrapolated) = 1.42 W/kg

**SAR(1 g) = 0.516 W/kg; SAR(10 g) = 0.232 W/kg**

Maximum value of SAR (measured) = 1.06 W/kg

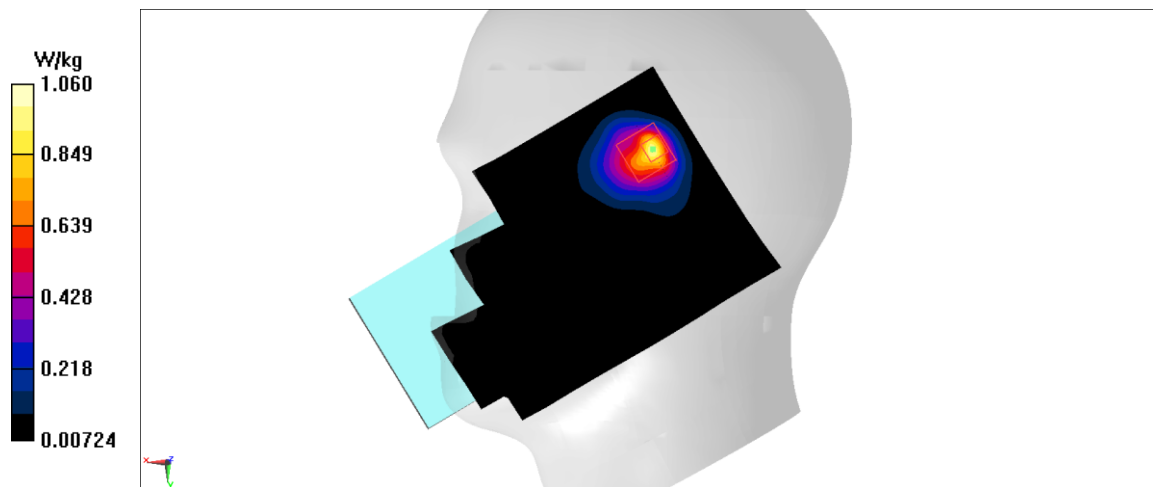


Fig A.19

**CDMA1900-BC1\_CH600 Front 15mm**

Date: 10/2/2019

Electronics: DAE4 Sn771

Medium: body 835 MHz

Medium parameters used:  $f = 1880$ ;  $\sigma = 0.98$  mho/m;  $\epsilon_r = 55.33$ ;  $\rho = 1000$  kg/m<sup>3</sup>

Ambient Temperature: 22.5°C, Liquid Temperature: 22.3°C

Communication System: CDMA1900-BC1 1880 Duty Cycle: 1:1

Probe: EX3DV4 – SN3617 ConvF(9.61,9.61,9.61)

**Area Scan (71x121x1):** Interpolated grid: dx=1.000 mm, dy=1.000 mm

Maximum value of SAR (interpolated) = 0.387 W/kg

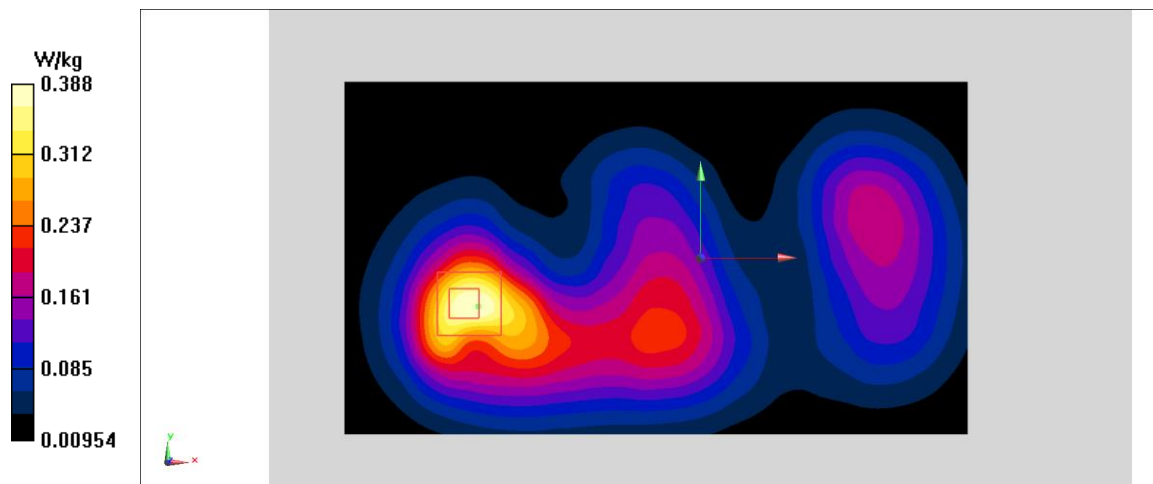
**Zoom Scan (7x7x7)/Cube 0:** Measurement grid: dx=5mm, dy=5mm, dz=5mm

Reference Value = 8.007 V/m; Power Drift = 0.07 dB

Peak SAR (extrapolated) = 0.467 W/kg

**SAR(1 g) = 0.263 W/kg; SAR(10 g) = 0.152 W/kg**

Maximum value of SAR (measured) = 0.388 W/kg

**Fig A.20**



**CDMA1900-BC1\_CH1175 Front 10mm**

Date: 10/2/2019

Electronics: DAE4 Sn771

Medium: body 835 MHz

Medium parameters used:  $f = 1908.75$ ;  $\sigma = 0.98$  mho/m;  $\epsilon_r = 55.33$ ;  $\rho = 1000$  kg/m<sup>3</sup>

Ambient Temperature: 22.5°C, Liquid Temperature: 22.3°C

Communication System: CDMA1900-BC1 1908.75 Duty Cycle: 1:1

Probe: EX3DV4 – SN3617 ConvF(9.61,9.61,9.61)

**Area Scan (71x121x1):** Interpolated grid: dx=1.000 mm, dy=1.000 mm

Maximum value of SAR (interpolated) = 0.314 W/kg

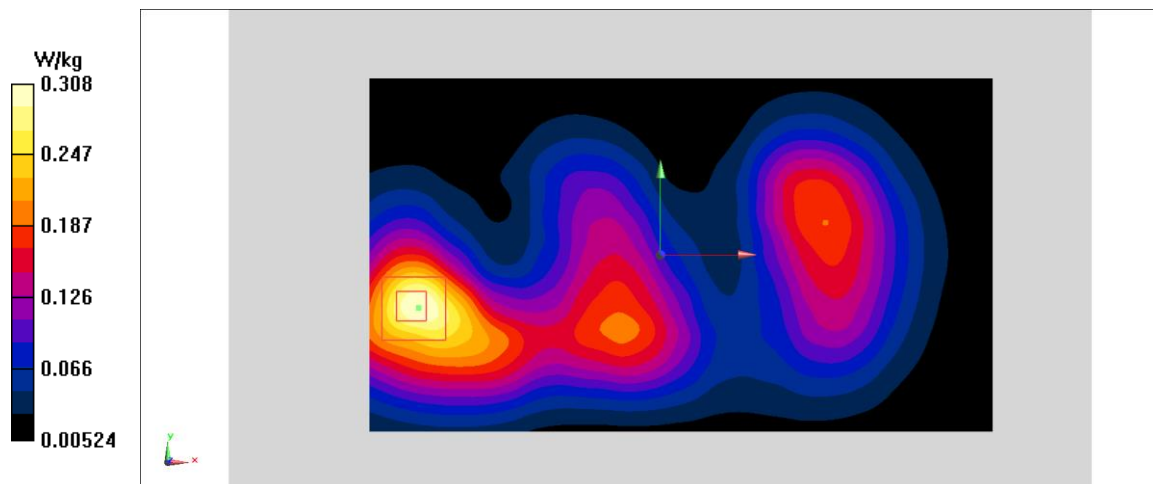
**Zoom Scan (7x7x7)/Cube 0:** Measurement grid: dx=5mm, dy=5mm, dz=5mm

Reference Value = 6.926 V/m; Power Drift = 0.06 dB

Peak SAR (extrapolated) = 0.365 W/kg

**SAR(1 g) = 0.21 W/kg; SAR(10 g) = 0.124 W/kg**

Maximum value of SAR (measured) = 0.308 W/kg

**Fig A.21**

**CDMA800-BC10\_CH684 Left Cheek**

Date: 10/2/2019

Electronics: DAE4 Sn771

Medium: head 835 MHz

Medium parameters used:  $f = 823.1$ ;  $\sigma = 0.886$  mho/m;  $\epsilon_r = 41.55$ ;  $\rho = 1000$  kg/m<sup>3</sup>

Ambient Temperature: 22.5°C, Liquid Temperature: 22.3°C

Communication System: CDMA800-BC10 823.1 Duty Cycle: 1:1

Probe: EX3DV4 – SN3617 ConvF(9.75,9.75,9.75)

**Area Scan (71x121x1):** Interpolated grid: dx=1.000 mm, dy=1.000 mm

Maximum value of SAR (interpolated) = 0.83 W/kg

**Zoom Scan (7x7x7)/Cube 0:** Measurement grid: dx=5mm, dy=5mm, dz=5mm

Reference Value = 7.337 V/m; Power Drift = -0.05 dB

Peak SAR (extrapolated) = 1.03 W/kg

**SAR(1 g) = 0.567 W/kg; SAR(10 g) = 0.329 W/kg**

Maximum value of SAR (measured) = 0.79 W/kg

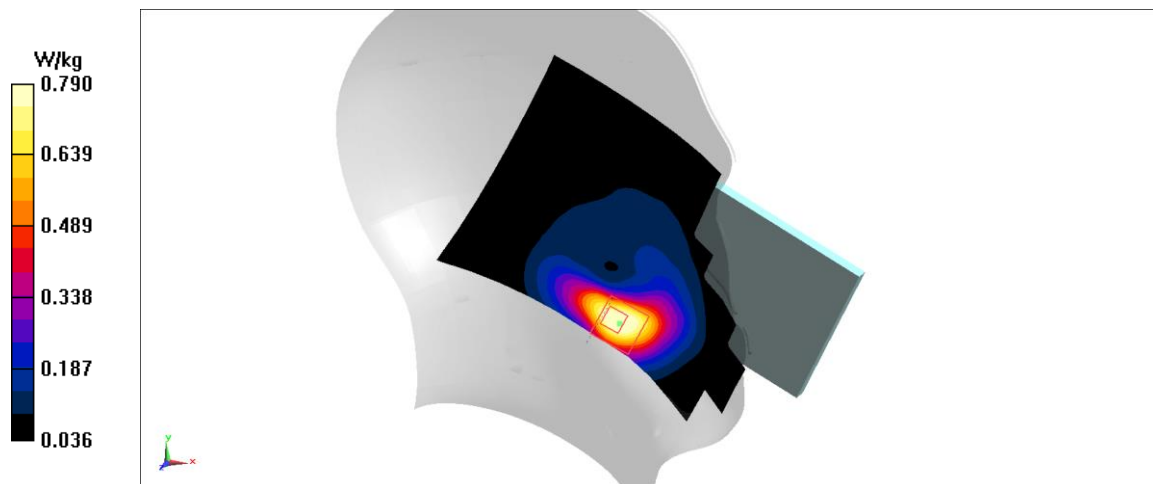


Fig A.22

**CDMA800-BC10\_CH684 Left Edge 15mm**

Date: 10/2/2019

Electronics: DAE4 Sn771

Medium: body 835 MHz

Medium parameters used:  $f = 823.1$ ;  $\sigma = 0.98$  mho/m;  $\epsilon_r = 55.33$ ;  $\rho = 1000$  kg/m<sup>3</sup>

Ambient Temperature: 22.5°C, Liquid Temperature: 22.3°C

Communication System: CDMA800-BC10 823.1 Duty Cycle: 1:1

Probe: EX3DV4 – SN3617 ConvF(9.61,9.61,9.61)

**Area Scan (71x121x1):** Interpolated grid: dx=1.000 mm, dy=1.000 mm

Maximum value of SAR (interpolated) = 0.91 W/kg

**Zoom Scan (7x7x7)/Cube 0:** Measurement grid: dx=5mm, dy=5mm, dz=5mm

Reference Value = 25.28 V/m; Power Drift = 0.03 dB

Peak SAR (extrapolated) = 1 W/kg

**SAR(1 g) = 0.612 W/kg; SAR(10 g) = 0.384 W/kg**

Maximum value of SAR (measured) = 0.852 W/kg

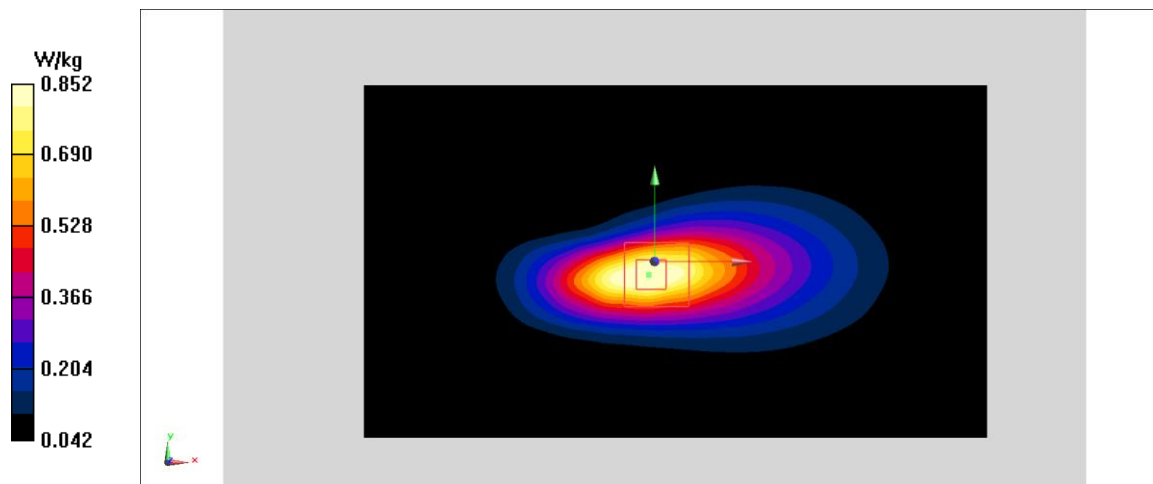


Fig A.23

**CDMA800-BC10\_CH684 Left Edge 10mm**

Date: 10/2/2019

Electronics: DAE4 Sn771

Medium: body 835 MHz

Medium parameters used:  $f = 823.1$ ;  $\sigma = 0.98$  mho/m;  $\epsilon_r = 55.33$ ;  $\rho = 1000$  kg/m<sup>3</sup>

Ambient Temperature: 22.5°C, Liquid Temperature: 22.3°C

Communication System: CDMA800-BC10 823.1 Duty Cycle: 1:1

Probe: EX3DV4 – SN3617 ConvF(9.61,9.61,9.61)

**Area Scan (71x121x1):** Interpolated grid: dx=1.000 mm, dy=1.000 mm

Maximum value of SAR (interpolated) = 0.923 W/kg

**Zoom Scan (7x7x7)/Cube 0:** Measurement grid: dx=5mm, dy=5mm, dz=5mm

Reference Value = 24.38 V/m; Power Drift = 0.14 dB

Peak SAR (extrapolated) = 1.04 W/kg

**SAR(1 g) = 0.581 W/kg; SAR(10 g) = 0.34 W/kg**

Maximum value of SAR (measured) = 0.868 W/kg

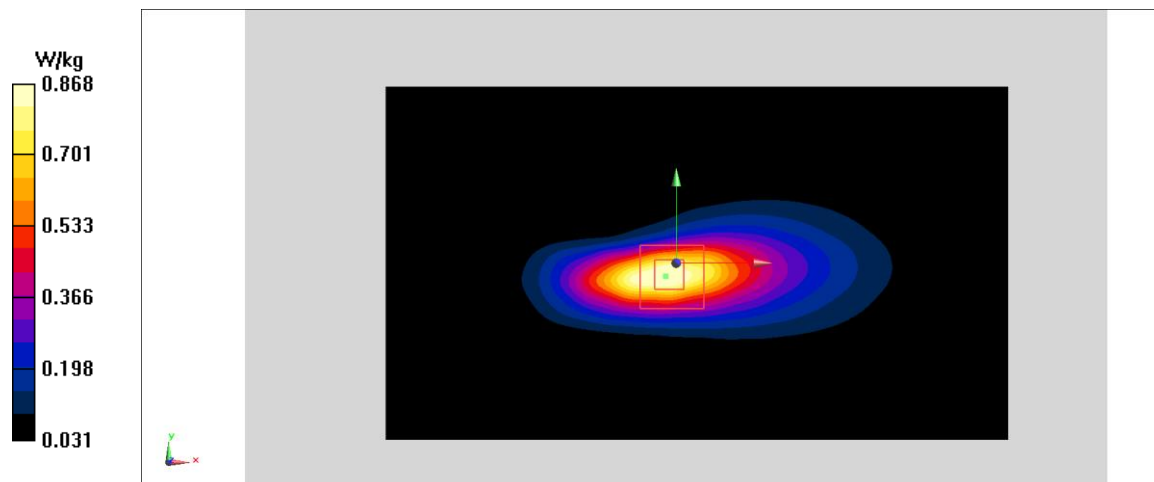


Fig A.24

**LTE1900-FDD2\_CH18700 Left Cheek**

Date: 10/4/2019

Electronics: DAE4 Sn771

Medium: head 1900 MHz

Medium parameters used:  $f = 1860$  MHz;  $\sigma = 1.363$  mho/m;  $\epsilon_r = 40.14$ ;  $\rho = 1000$  kg/m<sup>3</sup>

Ambient Temperature: 22.5°C, Liquid Temperature: 22.3°C

Communication System: LTE1900-FDD2 1860 MHz Duty Cycle: 1:1

Probe: EX3DV4 – SN3617 ConvF(8.14,8.14,8.14)

**Area Scan (71x121x1):** Interpolated grid: dx=1.000 mm, dy=1.000 mm

Maximum value of SAR (interpolated) = 1.29 W/kg

**Zoom Scan (7x7x7)/Cube 0:** Measurement grid: dx=5mm, dy=5mm, dz=5mm

Reference Value = 15.56 V/m; Power Drift = -0.03 dB

Peak SAR (extrapolated) = 1.86 W/kg

**SAR(1 g) = 0.38 W/kg; SAR(10 g) = 0.189 W/kg**

Maximum value of SAR (measured) = 1.38 W/kg

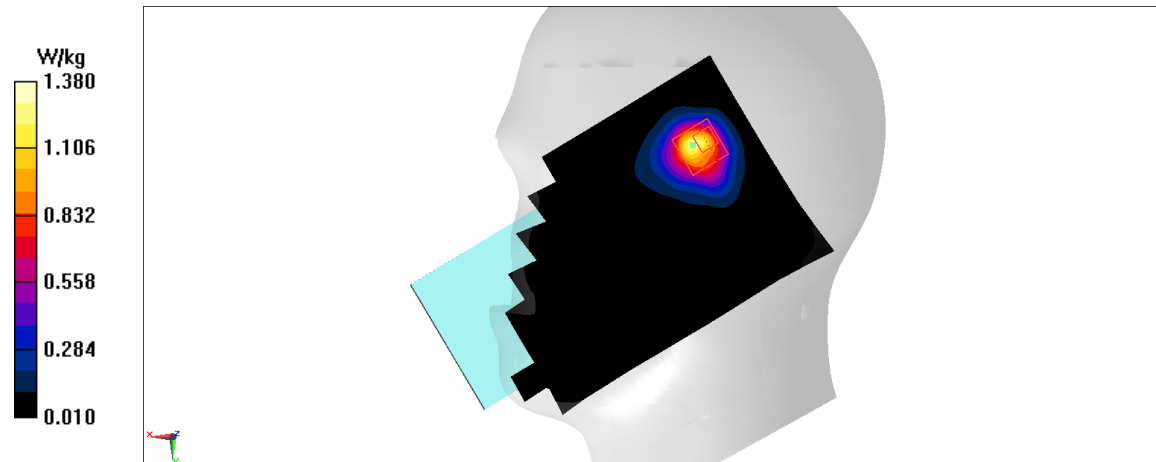


Fig A.25

**LTE1900-FDD2\_CH19100 Left Edge 10mm**

Date: 10/4/2019

Electronics: DAE4 Sn771

Medium: body 1900 MHz

Medium parameters used:  $f = 1900$  MHz;  $\sigma = 1.548$  mho/m;  $\epsilon_r = 54.17$ ;  $\rho = 1000$  kg/m<sup>3</sup>

Ambient Temperature: 22.5°C, Liquid Temperature: 22.3°C

Communication System: LTE1900-FDD2 1900 MHz Duty Cycle: 1:1

Probe: EX3DV4 – SN3617 ConvF(7.78,7.78,7.78)

**Area Scan (71x121x1):** Interpolated grid: dx=1.000 mm, dy=1.000 mm

Maximum value of SAR (interpolated) = 0.584 W/kg

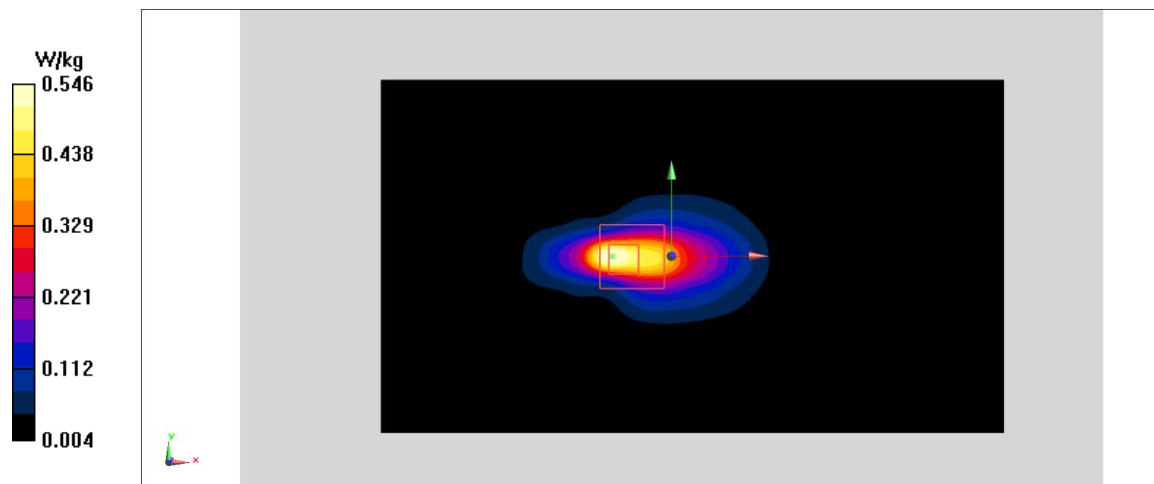
**Zoom Scan (7x7x7)/Cube 0:** Measurement grid: dx=5mm, dy=5mm, dz=5mm

Reference Value = 13.22 V/m; Power Drift = 0.09 dB

Peak SAR (extrapolated) = 0.739 W/kg

**SAR(1 g) = 0.194 W/kg; SAR(10 g) = 0.11 W/kg**

Maximum value of SAR (measured) = 0.546 W/kg

**Fig A.26**

**LTE2500-FDD7\_CH20850 Right Check**

Date: 10/7/2019

Electronics: DAE4 Sn771

Medium: body 2600 MHz

Medium parameters used:  $f = 2510$  MHz;  $\sigma = 2.092$  mho/m;  $\epsilon_r = 53.26$ ;  $\rho = 1000$  kg/m<sup>3</sup>

Ambient Temperature: 22.5°C, Liquid Temperature: 22.3°C

Communication System: LTE2500-FDD7 2510 MHz Duty Cycle: 1:1

Probe: EX3DV4 – SN3617 ConvF(7.49,7.49,7.49)

**Area Scan (71x121x1):** Interpolated grid: dx=1.000 mm, dy=1.000 mm

Maximum value of SAR (interpolated) = 1.26 W/kg

**Zoom Scan (7x7x7)/Cube 0:** Measurement grid: dx=5mm, dy=5mm, dz=5mm

Reference Value = 11.02 V/m; Power Drift = 0.11 dB

Peak SAR (extrapolated) = 1.59 W/kg

**SAR(1 g) = 0.657 W/kg; SAR(10 g) = 0.345 W/kg**

Maximum value of SAR (measured) = 1.03 W/kg

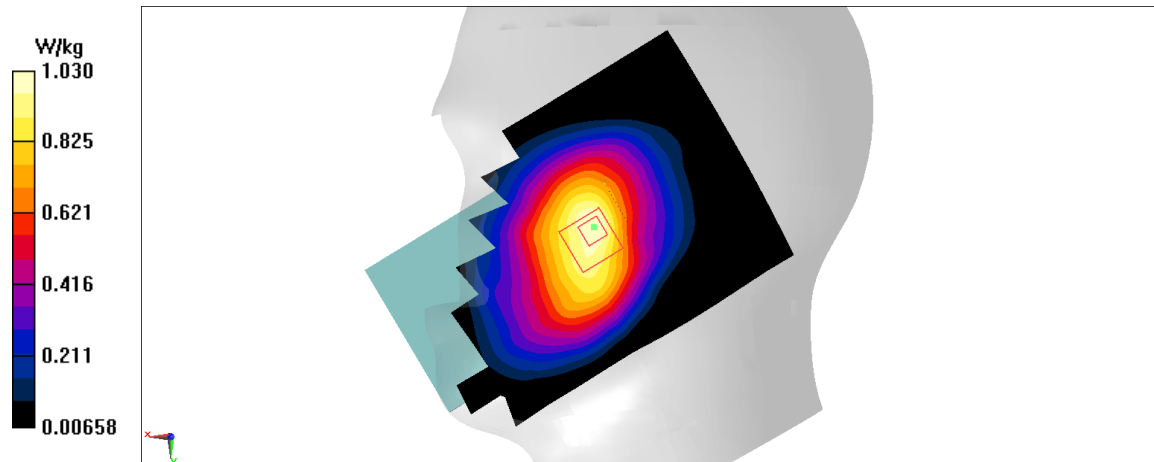


Fig A.27

**LTE2500-FDD7\_CH21100 Left Edge 15mm**

Date: 10/7/2019

Electronics: DAE4 Sn771

Medium: body 2600 MHz

Medium parameters used:  $f = 2535$  MHz;  $\sigma = 2.116$  mho/m;  $\epsilon_r = 53.23$ ;  $\rho = 1000$  kg/m<sup>3</sup>

Ambient Temperature: 22.5°C, Liquid Temperature: 22.3°C

Communication System: LTE2500-FDD7 2535 MHz Duty Cycle: 1:1

Probe: EX3DV4 – SN3617 ConvF(7.49,7.49,7.49)

**Area Scan (71x121x1):** Interpolated grid: dx=1.000 mm, dy=1.000 mm

Maximum value of SAR (interpolated) = 0.619 W/kg

**Zoom Scan (7x7x7)/Cube 0:** Measurement grid: dx=5mm, dy=5mm, dz=5mm

Reference Value = 14.75 V/m; Power Drift = -0.03 dB

Peak SAR (extrapolated) = 0.806 W/kg

**SAR(1 g) = 0.436 W/kg; SAR(10 g) = 0.232 W/kg**

Maximum value of SAR (measured) = 0.619 W/kg

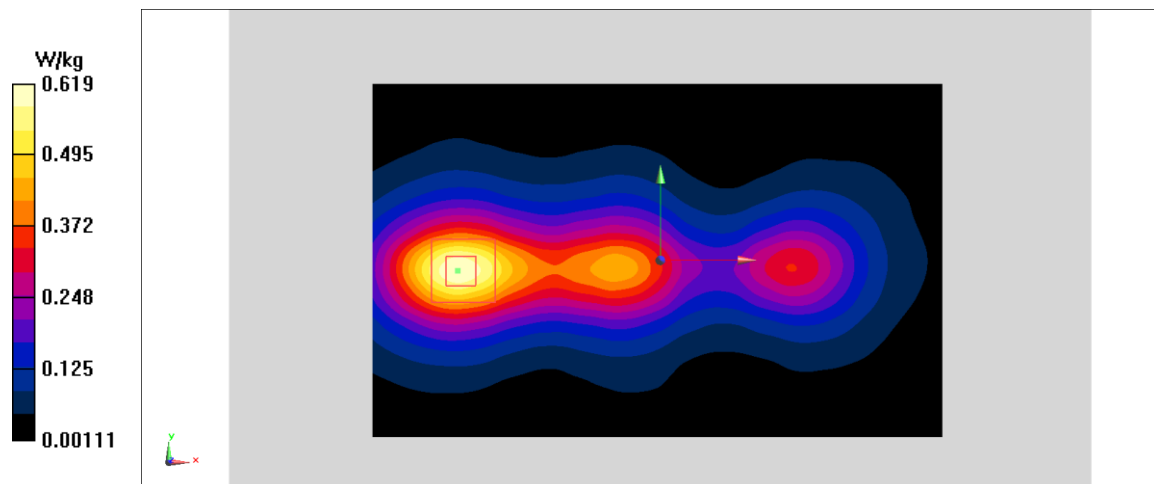


Fig A.28



**LTE2500-FDD7\_CH20850 Left Edge 10mm**

Date: 10/7/2019

Electronics: DAE4 Sn771

Medium: body 2600 MHz

Medium parameters used:  $f = 2510$  MHz;  $\sigma = 2.092$  mho/m;  $\epsilon_r = 53.26$ ;  $\rho = 1000$  kg/m<sup>3</sup>

Ambient Temperature: 22.5°C, Liquid Temperature: 22.3°C

Communication System: LTE2500-FDD7 2510 MHz Duty Cycle: 1:1

Probe: EX3DV4 – SN3617 ConvF(7.49,7.49,7.49)

**Area Scan (71x121x1):** Interpolated grid: dx=1.000 mm, dy=1.000 mm

Maximum value of SAR (interpolated) = 0.777 W/kg

**Zoom Scan (7x7x7)/Cube 0:** Measurement grid: dx=5mm, dy=5mm, dz=5mm

Reference Value = 15.9 V/m; Power Drift = 0.03 dB

Peak SAR (extrapolated) = 1.04 W/kg

**SAR(1 g) = 0.541 W/kg; SAR(10 g) = 0.267 W/kg**

Maximum value of SAR (measured) = 0.789 W/kg

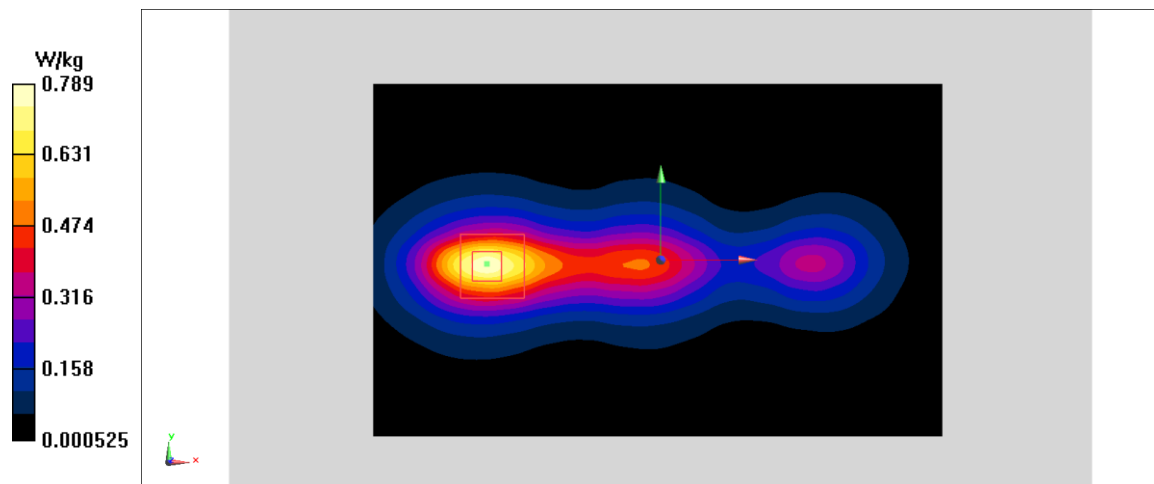


Fig A.29

**LTE700-FDD12\_CH23060 Right Check**

Date: 10/1/2019

Electronics: DAE4 Sn771

Medium: body 750 MHz

Medium parameters used:  $f = 704$  MHz;  $\sigma = 0.919$  mho/m;  $\epsilon_r = 56.39$ ;  $\rho = 1000$  kg/m<sup>3</sup>

Ambient Temperature: 22.5°C, Liquid Temperature: 22.3°C

Communication System: LTE700-FDD12 704 MHz Duty Cycle: 1:1

Probe: EX3DV4 – SN3617 ConvF(9.85,9.85,9.85)

**Area Scan (71x121x1):** Interpolated grid: dx=1.000 mm, dy=1.000 mm

Maximum value of SAR (interpolated) = 0.52 W/kg

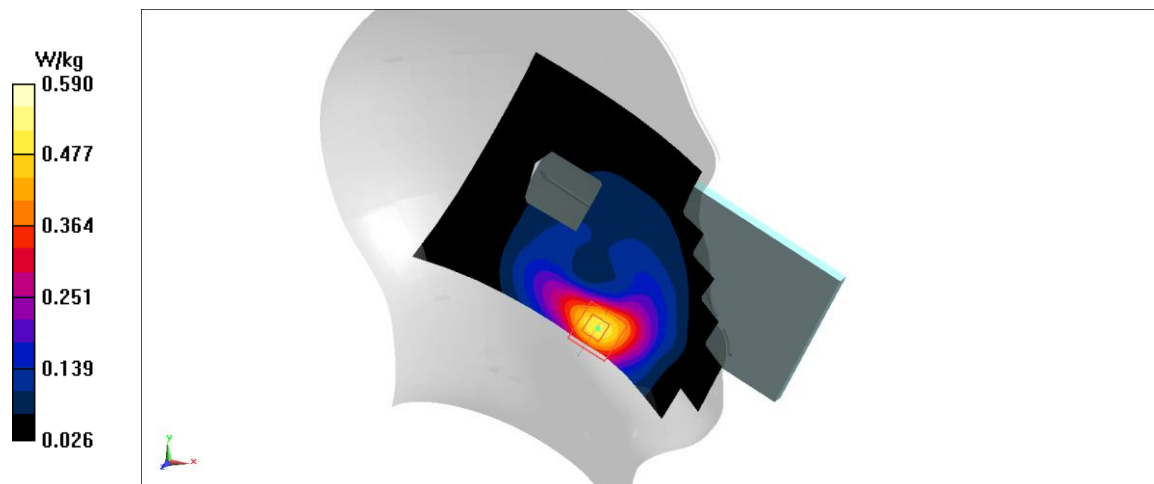
**Zoom Scan (7x7x7)/Cube 0:** Measurement grid: dx=5mm, dy=5mm, dz=5mm

Reference Value = 8.076 V/m; Power Drift = 0.08 dB

Peak SAR (extrapolated) = 0.746 W/kg

**SAR(1 g) = 0.265 W/kg; SAR(10 g) = 0.15039933993 W/kg**

Maximum value of SAR (measured) = 0.59 W/kg

**Fig A.30**

**LTE700-FDD12\_CH23095 Left Edge 15mm**

Date: 10/1/2019

Electronics: DAE4 Sn771

Medium: body 750 MHz

Medium parameters used:  $f = 707.5$  MHz;  $\sigma = 0.923$  mho/m;  $\epsilon_r = 56.38$ ;  $\rho = 1000$  kg/m<sup>3</sup>

Ambient Temperature: 22.5°C, Liquid Temperature: 22.3°C

Communication System: LTE700-FDD12 707.5 MHz Duty Cycle: 1:1

Probe: EX3DV4 – SN3617 ConvF(9.85,9.85,9.85)

**Area Scan (71x121x1):** Interpolated grid: dx=1.000 mm, dy=1.000 mm

Maximum value of SAR (interpolated) = 0.611 W/kg

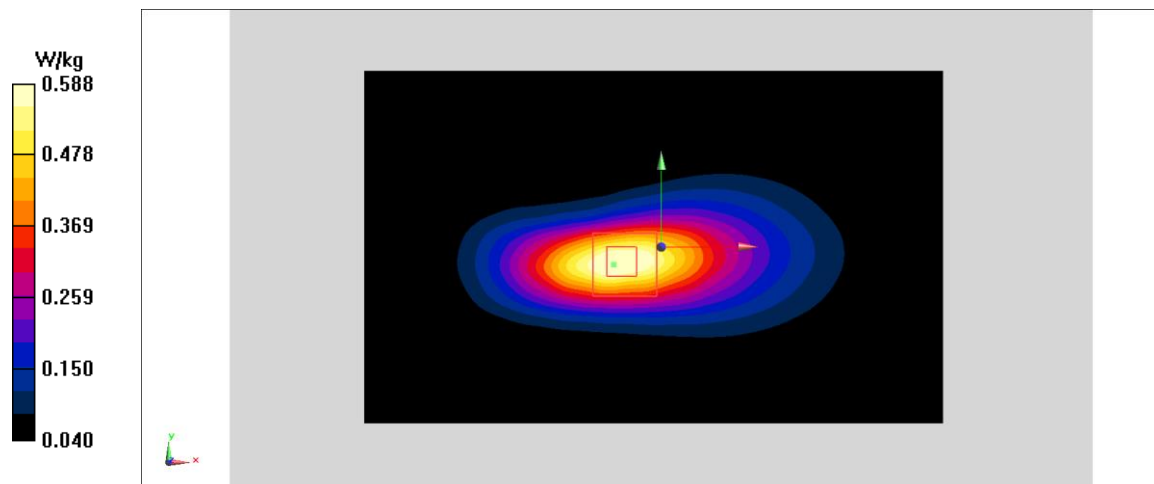
**Zoom Scan (7x7x7)/Cube 0:** Measurement grid: dx=5mm, dy=5mm, dz=5mm

Reference Value = 25.86 V/m; Power Drift = 0.09 dB

Peak SAR (extrapolated) = 0.704 W/kg

**SAR(1 g) = 0.448 W/kg; SAR(10 g) = 0.288 W/kg**

Maximum value of SAR (measured) = 0.588 W/kg

**Fig A.31**

**LTE700-FDD12\_CH23095 Left Edge 10mm**

Date: 10/1/2019

Electronics: DAE4 Sn771

Medium: body 750 MHz

Medium parameters used:  $f = 707.5$  MHz;  $\sigma = 0.923$  mho/m;  $\epsilon_r = 56.38$ ;  $\rho = 1000$  kg/m<sup>3</sup>

Ambient Temperature: 22.5°C, Liquid Temperature: 22.3°C

Communication System: LTE700-FDD12 707.5 MHz Duty Cycle: 1:1

Probe: EX3DV4 – SN3617 ConvF(9.85,9.85,9.85)

**Area Scan (71x121x1):** Interpolated grid: dx=1.000 mm, dy=1.000 mm

Maximum value of SAR (interpolated) = 0.554 W/kg

**Zoom Scan (7x7x7)/Cube 0:** Measurement grid: dx=5mm, dy=5mm, dz=5mm

Reference Value = 21.48 V/m; Power Drift = 0.04 dB

Peak SAR (extrapolated) = 0.678 W/kg

**SAR(1 g) = 0.316 W/kg; SAR(10 g) = 0.199 W/kg**

Maximum value of SAR (measured) = 0.551 W/kg

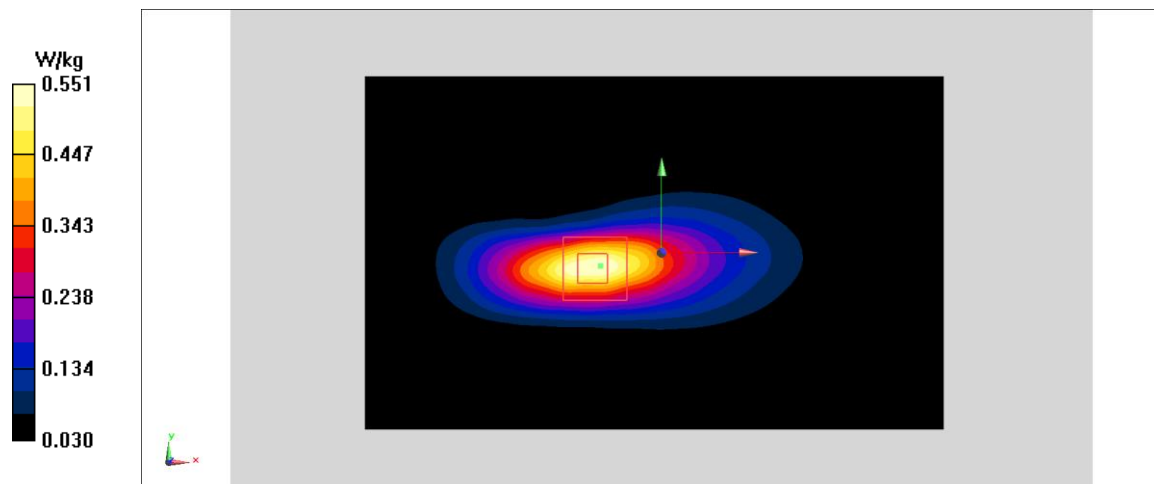


Fig A.32