

CDMA1900-BC1_CH600 Front 15mm

Date: 10/2/2019

Electronics: DAE4 Sn771

Medium: body 835 MHz

Medium parameters used: $f = 1880$; $\sigma = 0.98$ mho/m; $\epsilon_r = 55.33$; $\rho = 1000$ kg/m³

Ambient Temperature: 22.5°C, Liquid Temperature: 22.3°C

Communication System: CDMA1900-BC1 1880 Duty Cycle: 1:1

Probe: EX3DV4 – SN3617 ConvF(9.61,9.61,9.61)

Area Scan (71x121x1): Interpolated grid: dx=1.000 mm, dy=1.000 mm

Maximum value of SAR (interpolated) = 0.387 W/kg

Zoom Scan (7x7x7)/Cube 0: Measurement grid: dx=5mm, dy=5mm, dz=5mm

Reference Value = 8.007 V/m; Power Drift = 0.07 dB

Peak SAR (extrapolated) = 0.467 W/kg

SAR(1 g) = 0.263 W/kg; SAR(10 g) = 0.152 W/kg

Maximum value of SAR (measured) = 0.388 W/kg

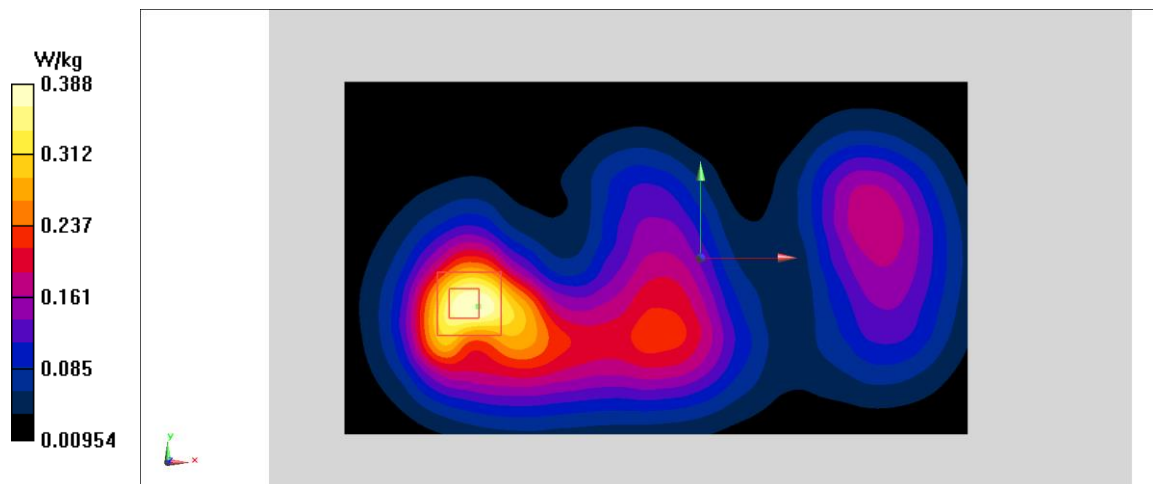


Fig A.20

CDMA1900-BC1_CH1175 Front 10mm

Date: 10/2/2019

Electronics: DAE4 Sn771

Medium: body 835 MHz

Medium parameters used: $f = 1908.75$; $\sigma = 0.98$ mho/m; $\epsilon_r = 55.33$; $\rho = 1000$ kg/m³

Ambient Temperature: 22.5°C, Liquid Temperature: 22.3°C

Communication System: CDMA1900-BC1 1908.75 Duty Cycle: 1:1

Probe: EX3DV4 – SN3617 ConvF(9.61,9.61,9.61)

Area Scan (71x121x1): Interpolated grid: dx=1.000 mm, dy=1.000 mm

Maximum value of SAR (interpolated) = 0.314 W/kg

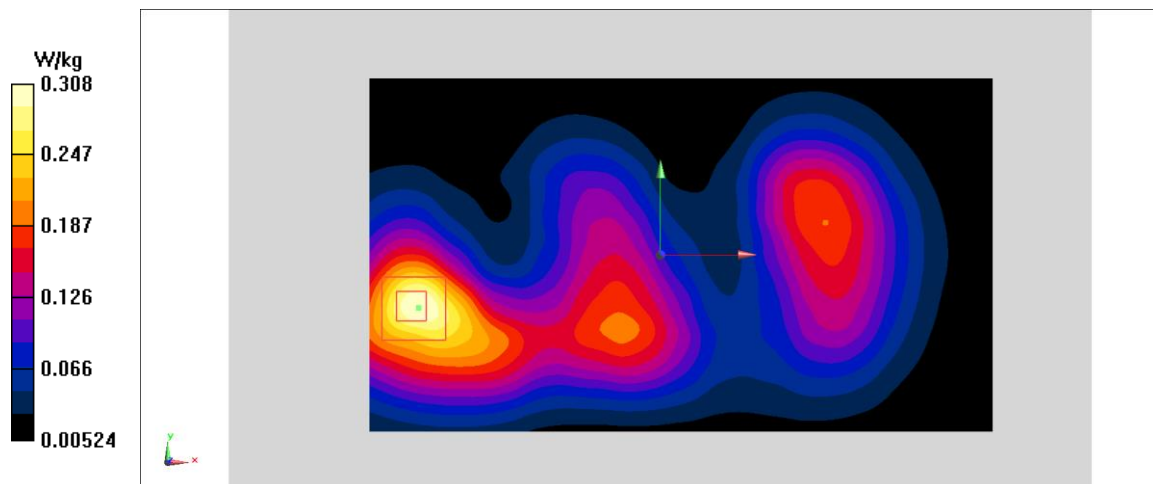
Zoom Scan (7x7x7)/Cube 0: Measurement grid: dx=5mm, dy=5mm, dz=5mm

Reference Value = 6.926 V/m; Power Drift = 0.06 dB

Peak SAR (extrapolated) = 0.365 W/kg

SAR(1 g) = 0.21 W/kg; SAR(10 g) = 0.124 W/kg

Maximum value of SAR (measured) = 0.308 W/kg

**Fig A.21**

CDMA800-BC10_CH684 Left Cheek

Date: 10/2/2019

Electronics: DAE4 Sn771

Medium: head 835 MHz

Medium parameters used: $f = 823.1$; $\sigma = 0.886$ mho/m; $\epsilon_r = 41.55$; $\rho = 1000$ kg/m³

Ambient Temperature: 22.5°C, Liquid Temperature: 22.3°C

Communication System: CDMA800-BC10 823.1 Duty Cycle: 1:1

Probe: EX3DV4 – SN3617 ConvF(9.75,9.75,9.75)

Area Scan (71x121x1): Interpolated grid: dx=1.000 mm, dy=1.000 mm

Maximum value of SAR (interpolated) = 0.83 W/kg

Zoom Scan (7x7x7)/Cube 0: Measurement grid: dx=5mm, dy=5mm, dz=5mm

Reference Value = 7.337 V/m; Power Drift = -0.05 dB

Peak SAR (extrapolated) = 1.03 W/kg

SAR(1 g) = 0.567 W/kg; SAR(10 g) = 0.329 W/kg

Maximum value of SAR (measured) = 0.79 W/kg

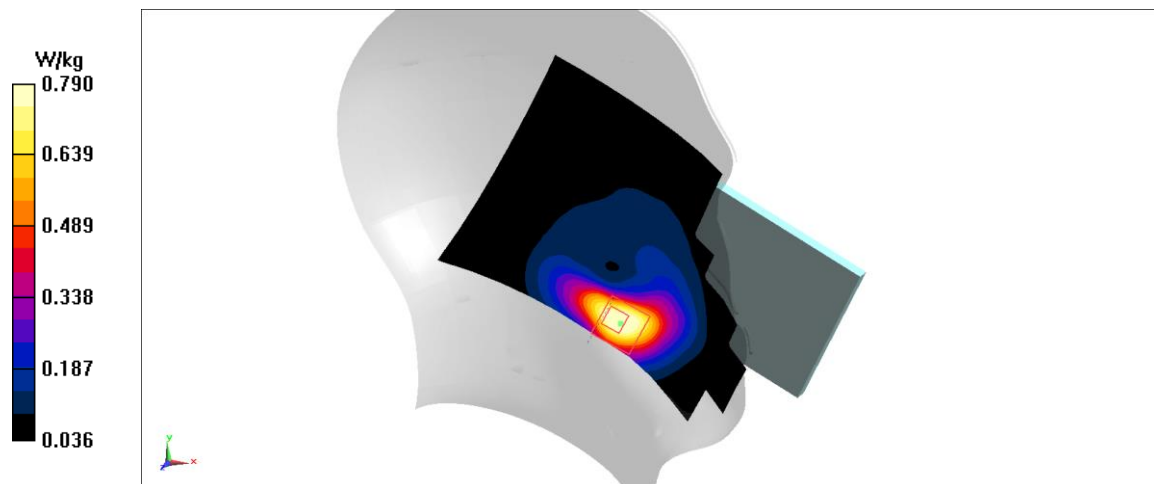


Fig A.22

CDMA800-BC10_CH684 Left Edge 15mm

Date: 10/2/2019

Electronics: DAE4 Sn771

Medium: body 835 MHz

Medium parameters used: $f = 823.1$; $\sigma = 0.98$ mho/m; $\epsilon_r = 55.33$; $\rho = 1000$ kg/m³

Ambient Temperature: 22.5°C, Liquid Temperature: 22.3°C

Communication System: CDMA800-BC10 823.1 Duty Cycle: 1:1

Probe: EX3DV4 – SN3617 ConvF(9.61,9.61,9.61)

Area Scan (71x121x1): Interpolated grid: dx=1.000 mm, dy=1.000 mm

Maximum value of SAR (interpolated) = 0.91 W/kg

Zoom Scan (7x7x7)/Cube 0: Measurement grid: dx=5mm, dy=5mm, dz=5mm

Reference Value = 25.28 V/m; Power Drift = 0.03 dB

Peak SAR (extrapolated) = 1 W/kg

SAR(1 g) = 0.612 W/kg; SAR(10 g) = 0.384 W/kg

Maximum value of SAR (measured) = 0.852 W/kg

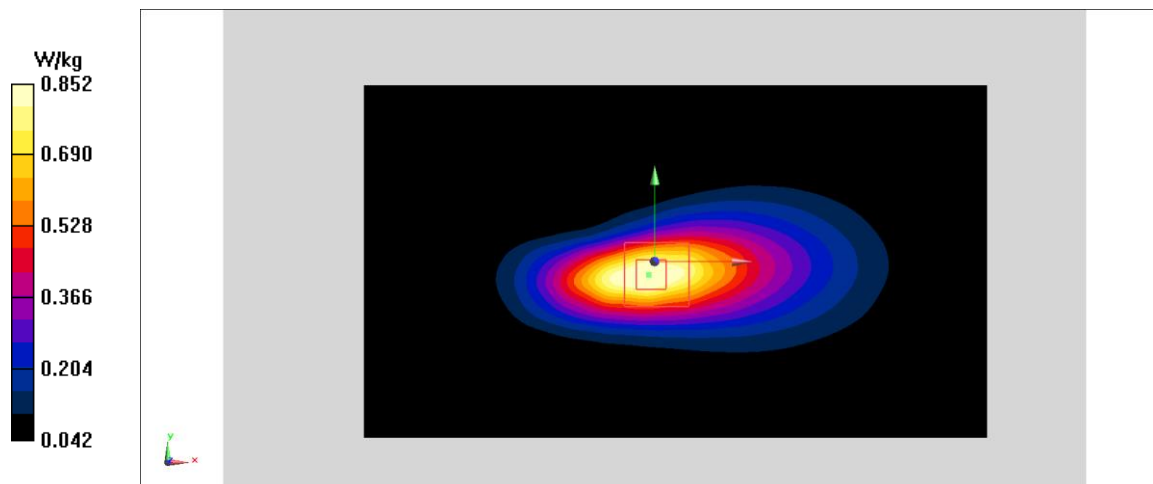


Fig A.23

CDMA800-BC10_CH684 Left Edge 10mm

Date: 10/2/2019

Electronics: DAE4 Sn771

Medium: body 835 MHz

Medium parameters used: $f = 823.1$; $\sigma = 0.98$ mho/m; $\epsilon_r = 55.33$; $\rho = 1000$ kg/m³

Ambient Temperature: 22.5°C, Liquid Temperature: 22.3°C

Communication System: CDMA800-BC10 823.1 Duty Cycle: 1:1

Probe: EX3DV4 – SN3617 ConvF(9.61,9.61,9.61)

Area Scan (71x121x1): Interpolated grid: dx=1.000 mm, dy=1.000 mm

Maximum value of SAR (interpolated) = 0.923 W/kg

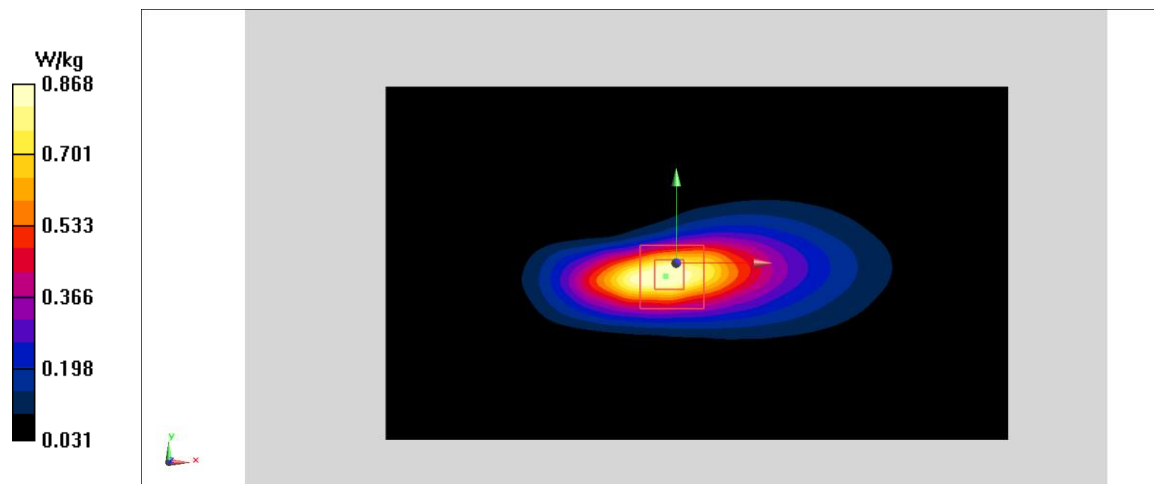
Zoom Scan (7x7x7)/Cube 0: Measurement grid: dx=5mm, dy=5mm, dz=5mm

Reference Value = 24.38 V/m; Power Drift = 0.14 dB

Peak SAR (extrapolated) = 1.04 W/kg

SAR(1 g) = 0.581 W/kg; SAR(10 g) = 0.34 W/kg

Maximum value of SAR (measured) = 0.868 W/kg

**Fig A.24**

LTE1900-FDD2_CH18700 Left Cheek

Date: 10/4/2019

Electronics: DAE4 Sn771

Medium: head 1900 MHz

Medium parameters used: $f = 1860$ MHz; $\sigma = 1.363$ mho/m; $\epsilon_r = 40.14$; $\rho = 1000$ kg/m³

Ambient Temperature: 22.5°C, Liquid Temperature: 22.3°C

Communication System: LTE1900-FDD2 1860 MHz Duty Cycle: 1:1

Probe: EX3DV4 – SN3617 ConvF(8.14,8.14,8.14)

Area Scan (71x121x1): Interpolated grid: dx=1.000 mm, dy=1.000 mm

Maximum value of SAR (interpolated) = 1.29 W/kg

Zoom Scan (7x7x7)/Cube 0: Measurement grid: dx=5mm, dy=5mm, dz=5mm

Reference Value = 15.56 V/m; Power Drift = -0.03 dB

Peak SAR (extrapolated) = 1.86 W/kg

SAR(1 g) = 0.38 W/kg; SAR(10 g) = 0.189 W/kg

Maximum value of SAR (measured) = 1.38 W/kg

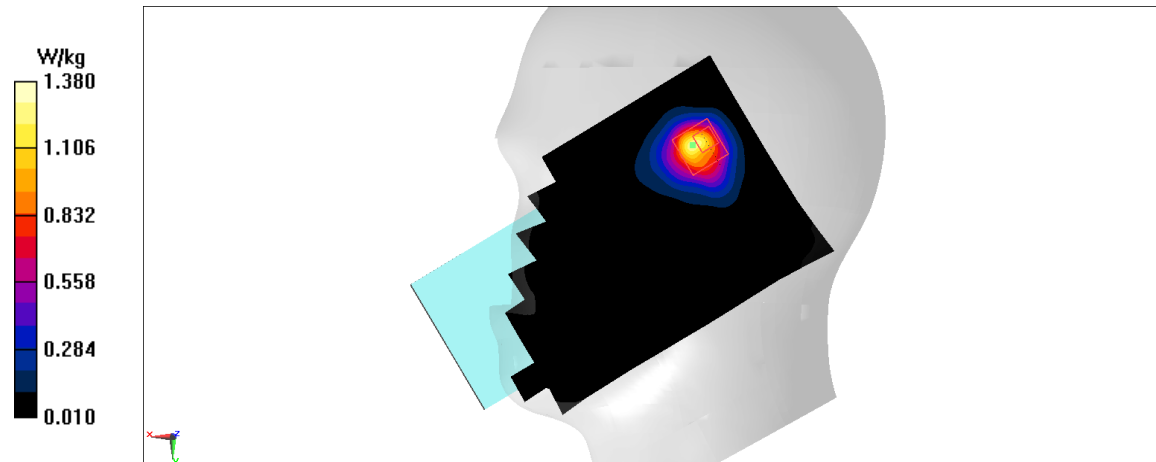


Fig A.25

LTE1900-FDD2_CH19100 Left Edge 10mm

Date: 10/4/2019

Electronics: DAE4 Sn771

Medium: body 1900 MHz

Medium parameters used: $f = 1900$ MHz; $\sigma = 1.548$ mho/m; $\epsilon_r = 54.17$; $\rho = 1000$ kg/m³

Ambient Temperature: 22.5°C, Liquid Temperature: 22.3°C

Communication System: LTE1900-FDD2 1900 MHz Duty Cycle: 1:1

Probe: EX3DV4 – SN3617 ConvF(7.78,7.78,7.78)

Area Scan (71x121x1): Interpolated grid: dx=1.000 mm, dy=1.000 mm

Maximum value of SAR (interpolated) = 0.584 W/kg

Zoom Scan (7x7x7)/Cube 0: Measurement grid: dx=5mm, dy=5mm, dz=5mm

Reference Value = 13.22 V/m; Power Drift = 0.09 dB

Peak SAR (extrapolated) = 0.739 W/kg

SAR(1 g) = 0.194 W/kg; SAR(10 g) = 0.11 W/kg

Maximum value of SAR (measured) = 0.546 W/kg

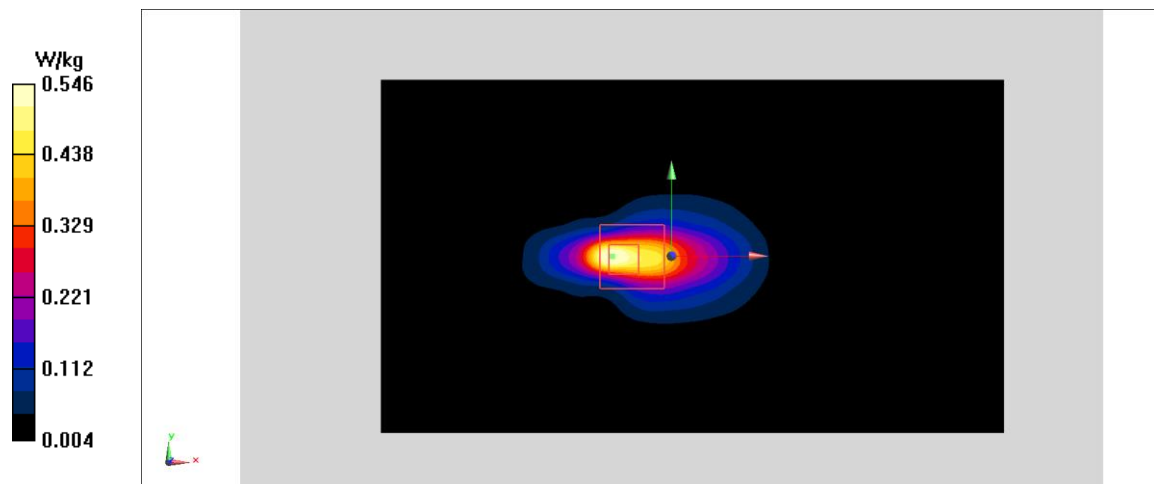


Fig A.26

LTE2500-FDD7_CH20850 Right Check

Date: 10/7/2019

Electronics: DAE4 Sn771

Medium: body 2600 MHz

Medium parameters used: $f = 2510$ MHz; $\sigma = 2.092$ mho/m; $\epsilon_r = 53.26$; $\rho = 1000$ kg/m³

Ambient Temperature: 22.5°C, Liquid Temperature: 22.3°C

Communication System: LTE2500-FDD7 2510 MHz Duty Cycle: 1:1

Probe: EX3DV4 – SN3617 ConvF(7.49,7.49,7.49)

Area Scan (71x121x1): Interpolated grid: dx=1.000 mm, dy=1.000 mm

Maximum value of SAR (interpolated) = 1.26 W/kg

Zoom Scan (7x7x7)/Cube 0: Measurement grid: dx=5mm, dy=5mm, dz=5mm

Reference Value = 11.02 V/m; Power Drift = 0.11 dB

Peak SAR (extrapolated) = 1.59 W/kg

SAR(1 g) = 0.657 W/kg; SAR(10 g) = 0.345 W/kg

Maximum value of SAR (measured) = 1.03 W/kg

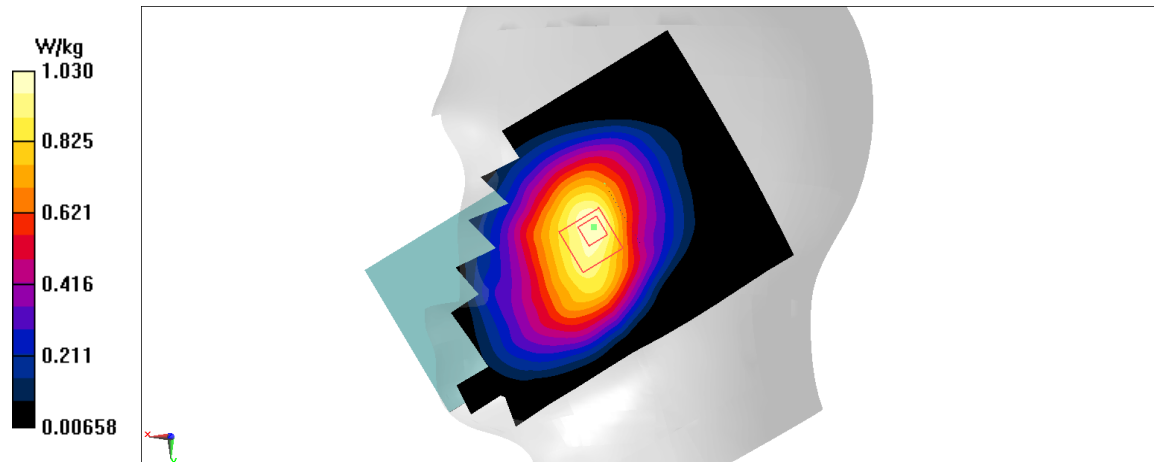


Fig A.27

LTE2500-FDD7_CH21100 Left Edge 15mm

Date: 10/7/2019

Electronics: DAE4 Sn771

Medium: body 2600 MHz

Medium parameters used: $f = 2535$ MHz; $\sigma = 2.116$ mho/m; $\epsilon_r = 53.23$; $\rho = 1000$ kg/m³

Ambient Temperature: 22.5°C, Liquid Temperature: 22.3°C

Communication System: LTE2500-FDD7 2535 MHz Duty Cycle: 1:1

Probe: EX3DV4 – SN3617 ConvF(7.49,7.49,7.49)

Area Scan (71x121x1): Interpolated grid: dx=1.000 mm, dy=1.000 mm

Maximum value of SAR (interpolated) = 0.619 W/kg

Zoom Scan (7x7x7)/Cube 0: Measurement grid: dx=5mm, dy=5mm, dz=5mm

Reference Value = 14.75 V/m; Power Drift = -0.03 dB

Peak SAR (extrapolated) = 0.806 W/kg

SAR(1 g) = 0.436 W/kg; SAR(10 g) = 0.232 W/kg

Maximum value of SAR (measured) = 0.619 W/kg

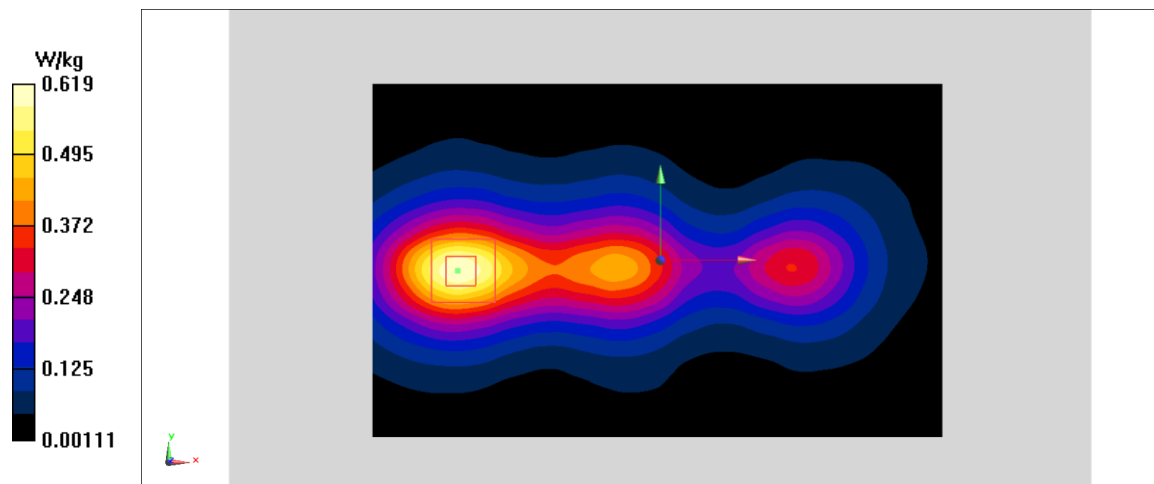


Fig A.28

LTE2500-FDD7_CH20850 Left Edge 10mm

Date: 10/7/2019

Electronics: DAE4 Sn771

Medium: body 2600 MHz

Medium parameters used: $f = 2510$ MHz; $\sigma = 2.092$ mho/m; $\epsilon_r = 53.26$; $\rho = 1000$ kg/m³

Ambient Temperature: 22.5°C, Liquid Temperature: 22.3°C

Communication System: LTE2500-FDD7 2510 MHz Duty Cycle: 1:1

Probe: EX3DV4 – SN3617 ConvF(7.49,7.49,7.49)

Area Scan (71x121x1): Interpolated grid: dx=1.000 mm, dy=1.000 mm

Maximum value of SAR (interpolated) = 0.777 W/kg

Zoom Scan (7x7x7)/Cube 0: Measurement grid: dx=5mm, dy=5mm, dz=5mm

Reference Value = 15.9 V/m; Power Drift = 0.03 dB

Peak SAR (extrapolated) = 1.04 W/kg

SAR(1 g) = 0.541 W/kg; SAR(10 g) = 0.267 W/kg

Maximum value of SAR (measured) = 0.789 W/kg

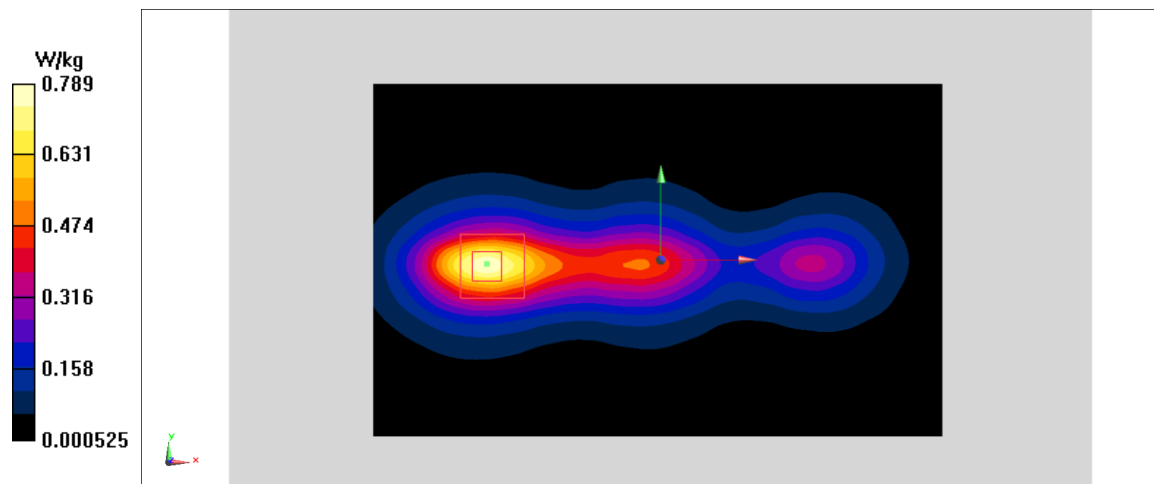


Fig A.29

LTE700-FDD12_CH23060 Right Check

Date: 10/1/2019

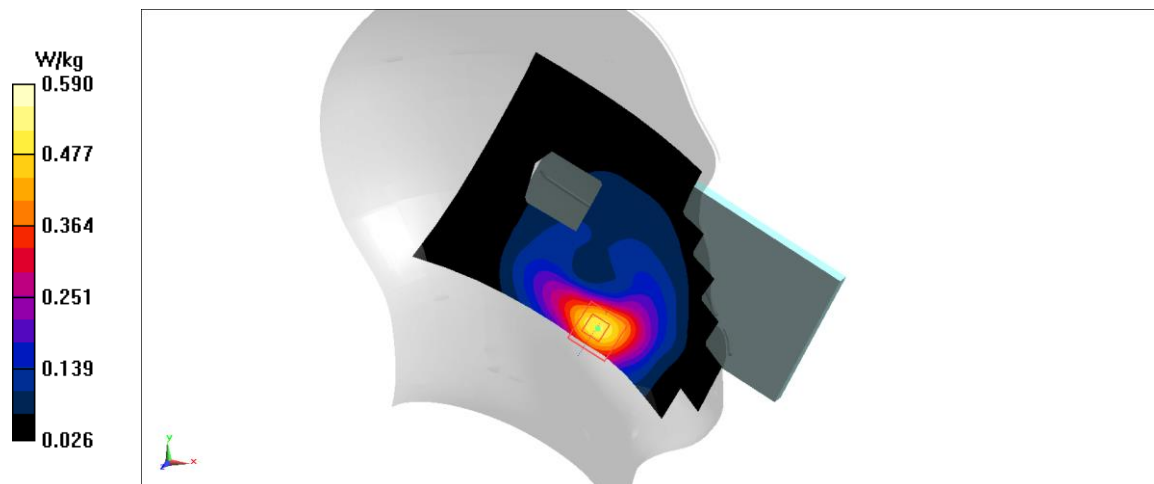
Electronics: DAE4 Sn771

Medium: body 750 MHz

Medium parameters used: $f = 704 \text{ MHz}$; $\sigma = 0.919 \text{ mho/m}$; $\epsilon_r = 56.39$; $\rho = 1000 \text{ kg/m}^3$ Ambient Temperature: 22.5°C , Liquid Temperature: 22.3°C

Communication System: LTE700-FDD12 704 MHz Duty Cycle: 1:1

Probe: EX3DV4 – SN3617 ConvF(9.85,9.85,9.85)

Area Scan (71x121x1): Interpolated grid: $dx=1.000 \text{ mm}$, $dy=1.000 \text{ mm}$ Maximum value of SAR (interpolated) = 0.52 W/kg **Zoom Scan (7x7x7)/Cube 0:** Measurement grid: $dx=5\text{mm}$, $dy=5\text{mm}$, $dz=5\text{mm}$ Reference Value = 8.076 V/m ; Power Drift = 0.08 dB Peak SAR (extrapolated) = 0.746 W/kg **SAR(1 g) = 0.265 W/kg ; SAR(10 g) = $0.15039933993 \text{ W/kg}$** Maximum value of SAR (measured) = 0.59 W/kg **Fig A.30**

LTE700-FDD12_CH23095 Left Edge 15mm

Date: 10/1/2019

Electronics: DAE4 Sn771

Medium: body 750 MHz

Medium parameters used: $f = 707.5$ MHz; $\sigma = 0.923$ mho/m; $\epsilon_r = 56.38$; $\rho = 1000$ kg/m³

Ambient Temperature: 22.5°C, Liquid Temperature: 22.3°C

Communication System: LTE700-FDD12 707.5 MHz Duty Cycle: 1:1

Probe: EX3DV4 – SN3617 ConvF(9.85,9.85,9.85)

Area Scan (71x121x1): Interpolated grid: dx=1.000 mm, dy=1.000 mm

Maximum value of SAR (interpolated) = 0.611 W/kg

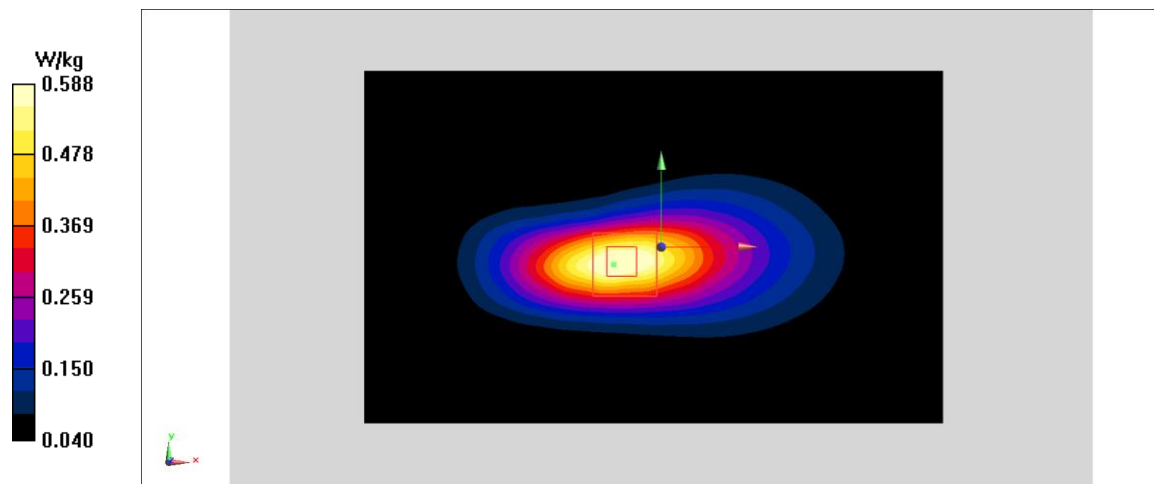
Zoom Scan (7x7x7)/Cube 0: Measurement grid: dx=5mm, dy=5mm, dz=5mm

Reference Value = 25.86 V/m; Power Drift = 0.09 dB

Peak SAR (extrapolated) = 0.704 W/kg

SAR(1 g) = 0.448 W/kg; SAR(10 g) = 0.288 W/kg

Maximum value of SAR (measured) = 0.588 W/kg

**Fig A.31**

LTE700-FDD12_CH23095 Left Edge 10mm

Date: 10/1/2019

Electronics: DAE4 Sn771

Medium: body 750 MHz

Medium parameters used: $f = 707.5$ MHz; $\sigma = 0.923$ mho/m; $\epsilon_r = 56.38$; $\rho = 1000$ kg/m³

Ambient Temperature: 22.5°C, Liquid Temperature: 22.3°C

Communication System: LTE700-FDD12 707.5 MHz Duty Cycle: 1:1

Probe: EX3DV4 – SN3617 ConvF(9.85,9.85,9.85)

Area Scan (71x121x1): Interpolated grid: dx=1.000 mm, dy=1.000 mm

Maximum value of SAR (interpolated) = 0.554 W/kg

Zoom Scan (7x7x7)/Cube 0: Measurement grid: dx=5mm, dy=5mm, dz=5mm

Reference Value = 21.48 V/m; Power Drift = 0.04 dB

Peak SAR (extrapolated) = 0.678 W/kg

SAR(1 g) = 0.316 W/kg; SAR(10 g) = 0.199 W/kg

Maximum value of SAR (measured) = 0.551 W/kg

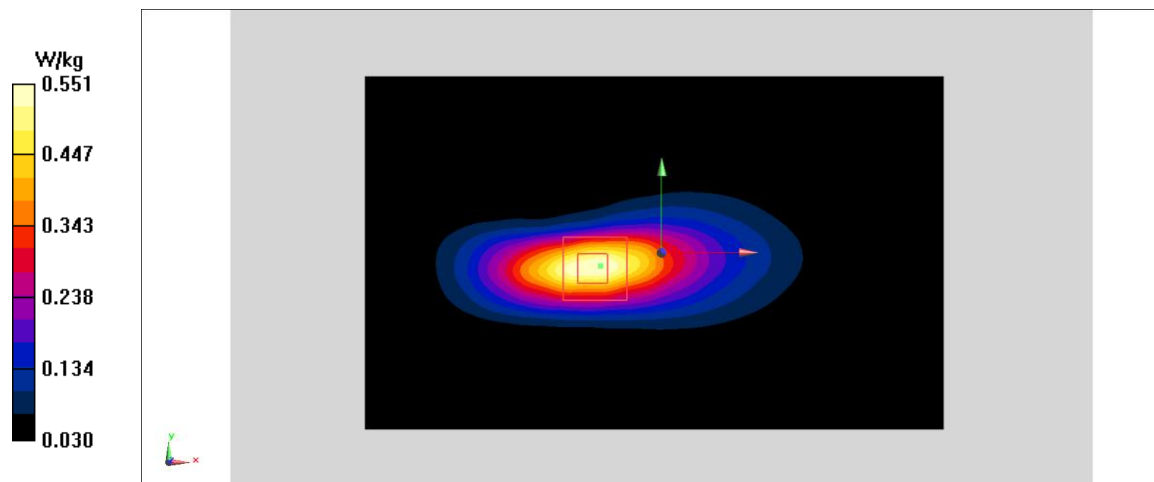


Fig A.32

LTE1900-FDD25_CH26590 Right Check

Date: 10/1/2019

Electronics: DAE4 Sn771

Medium: body 750 MHz

Medium parameters used: $f = 1905$ MHz; $\sigma = 0.919$ mho/m; $\epsilon_r = 56.39$; $\rho = 1000$ kg/m³

Ambient Temperature: 22.5°C, Liquid Temperature: 22.3°C

Communication System: LTE1900-FDD25 1905 MHz Duty Cycle: 1:1

Probe: EX3DV4 – SN3617 ConvF(10.03,10.03,10.03)

Area Scan (71x121x1): Interpolated grid: dx=1.000 mm, dy=1.000 mm

Maximum value of SAR (interpolated) = 0.902 W/kg

Zoom Scan (7x7x7)/Cube 0: Measurement grid: dx=5mm, dy=5mm, dz=5mm

Reference Value = 13.21 V/m; Power Drift = 0.05 dB

Peak SAR (extrapolated) = 1.33 W/kg

SAR(1 g) = 0.55 W/kg; SAR(10 g) = 0.29 W/kg

Maximum value of SAR (measured) = 0.919 W/kg

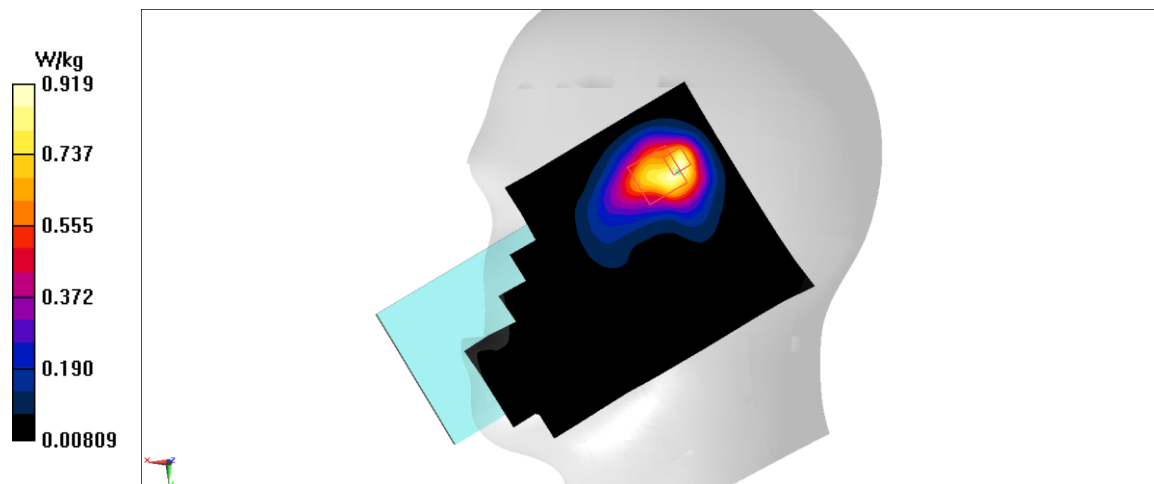


Fig A.38

LTE1900-FDD25_CH26590 Top 15mm

Date: 10/1/2019

Electronics: DAE4 Sn771

Medium: body 750 MHz

Medium parameters used: $f = 1905$ MHz; $\sigma = 0.923$ mho/m; $\epsilon_r = 56.38$; $\rho = 1000$ kg/m³

Ambient Temperature: 22.5°C, Liquid Temperature: 22.3°C

Communication System: LTE1900-FDD25 1905 MHz Duty Cycle: 1:1

Probe: EX3DV4 – SN3617 ConvF(9.85,9.85,9.85)

Area Scan (71x121x1): Interpolated grid: dx=1.000 mm, dy=1.000 mm

Maximum value of SAR (interpolated) = 0.519 W/kg

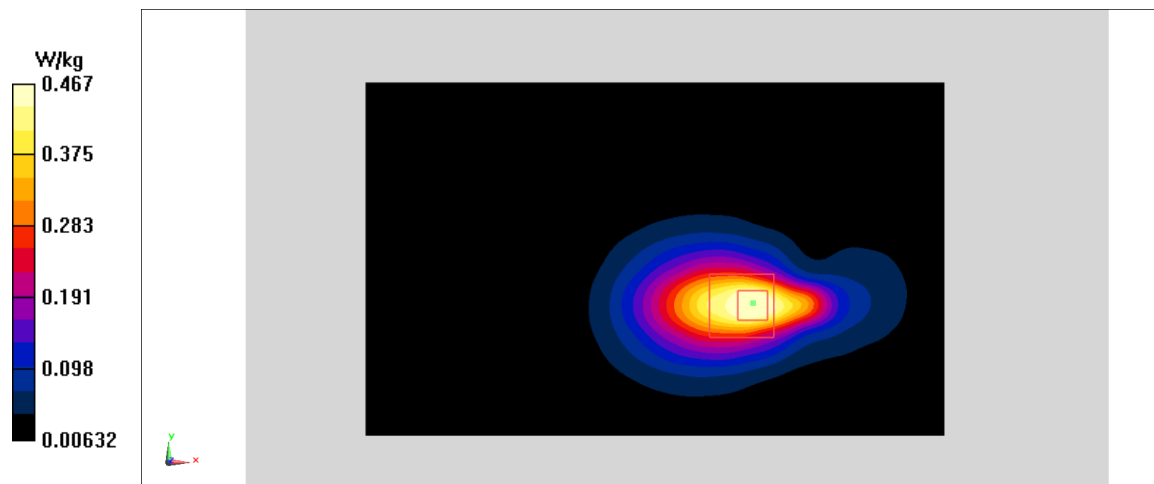
Zoom Scan (7x7x7)/Cube 0: Measurement grid: dx=5mm, dy=5mm, dz=5mm

Reference Value = 8.685 V/m; Power Drift = -0.14 dB

Peak SAR (extrapolated) = 0.599 W/kg

SAR(1 g) = 0.35 W/kg; SAR(10 g) = 0.198 W/kg

Maximum value of SAR (measured) = 0.467 W/kg

**Fig A.39**

LTE850-FDD26_CH26965 Left Cheek

Date: 10/1/2019

Electronics: DAE4 Sn771

Medium: head 750 MHz

Medium parameters used: $f = 841.5$ MHz; $\sigma = 0.923$ mho/m; $\epsilon_r = 56.38$; $\rho = 1000$ kg/m³

Ambient Temperature: 22.5°C, Liquid Temperature: 22.3°C

Communication System: LTE850-FDD26 841.5 MHz Duty Cycle: 1:1

Probe: EX3DV4 – SN3617 ConvF(10.03,10.03,10.03)

Area Scan (71x121x1): Interpolated grid: dx=1.000 mm, dy=1.000 mm

Maximum value of SAR (interpolated) = 0.304 W/kg

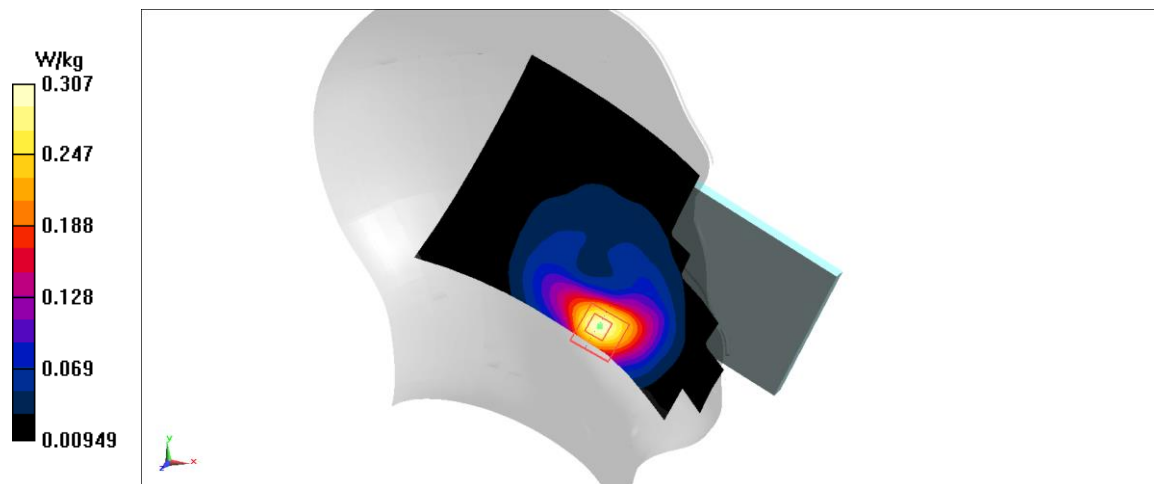
Zoom Scan (7x7x7)/Cube 0: Measurement grid: dx=5mm, dy=5mm, dz=5mm

Reference Value = 7.254 V/m; Power Drift = -0.08 dB

Peak SAR (extrapolated) = 0.436 W/kg

SAR(1 g) = 0.218 W/kg; SAR(10 g) = 0.125 W/kg

Maximum value of SAR (measured) = 0.307 W/kg

**Fig A.40**

LTE850-FDD26_CH26965 Left Edge 15mm

Date: 10/1/2019

Electronics: DAE4 Sn771

Medium: body 750 MHz

Medium parameters used: $f = 841.5$ MHz; $\sigma = 0.919$ mho/m; $\epsilon_r = 56.39$; $\rho = 1000$ kg/m³

Ambient Temperature: 22.5°C, Liquid Temperature: 22.3°C

Communication System: LTE850-FDD26 841.5 MHz Duty Cycle: 1:1

Probe: EX3DV4 – SN3617 ConvF(9.85,9.85,9.85)

Area Scan (71x121x1): Interpolated grid: dx=1.000 mm, dy=1.000 mm

Maximum value of SAR (interpolated) = 0.663 W/kg

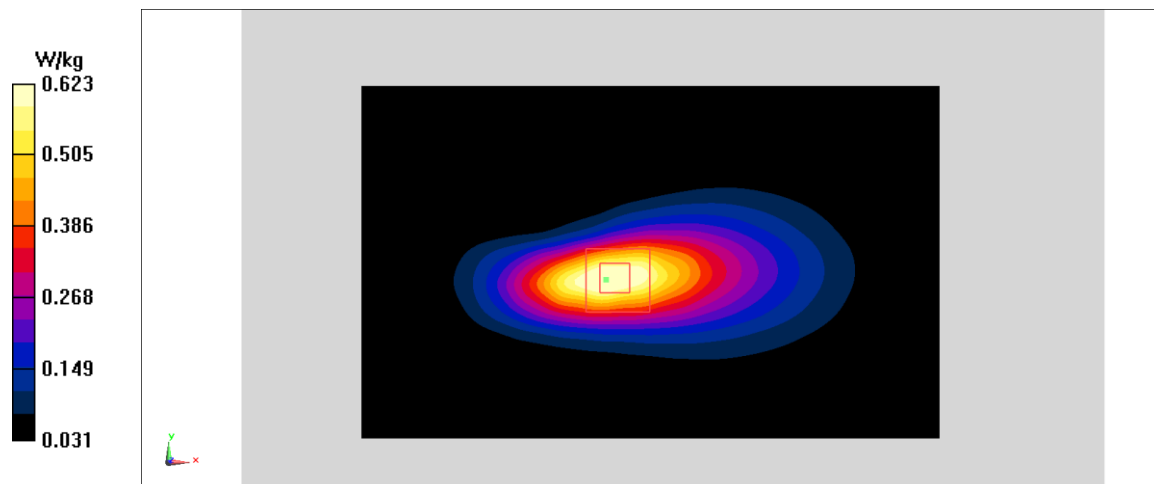
Zoom Scan (7x7x7)/Cube 0: Measurement grid: dx=5mm, dy=5mm, dz=5mm

Reference Value = 21.06 V/m; Power Drift = -0.07 dB

Peak SAR (extrapolated) = 0.752 W/kg

SAR(1 g) = 0.484 W/kg; SAR(10 g) = 0.303 W/kg

Maximum value of SAR (measured) = 0.623 W/kg

**Fig A.41**

LTE850-FDD26_CH26965 Left Edge 10mm

Date: 10/1/2019

Electronics: DAE4 Sn771

Medium: body 750 MHz

Medium parameters used: $f = 841.5$ MHz; $\sigma = 0.923$ mho/m; $\epsilon_r = 56.38$; $\rho = 1000$ kg/m³

Ambient Temperature: 22.5°C, Liquid Temperature: 22.3°C

Communication System: LTE850-FDD26 841.5 MHz Duty Cycle: 1:1

Probe: EX3DV4 – SN3617 ConvF(9.85,9.85,9.85)

Area Scan (71x121x1): Interpolated grid: dx=1.000 mm, dy=1.000 mm

Maximum value of SAR (interpolated) = 0.449 W/kg

Zoom Scan (7x7x7)/Cube 0: Measurement grid: dx=5mm, dy=5mm, dz=5mm

Reference Value = 15.27 V/m; Power Drift = -0.02 dB

Peak SAR (extrapolated) = 0.532 W/kg

SAR(1 g) = 0.314 W/kg; SAR(10 g) = 0.183 W/kg

Maximum value of SAR (measured) = 0.426 W/kg

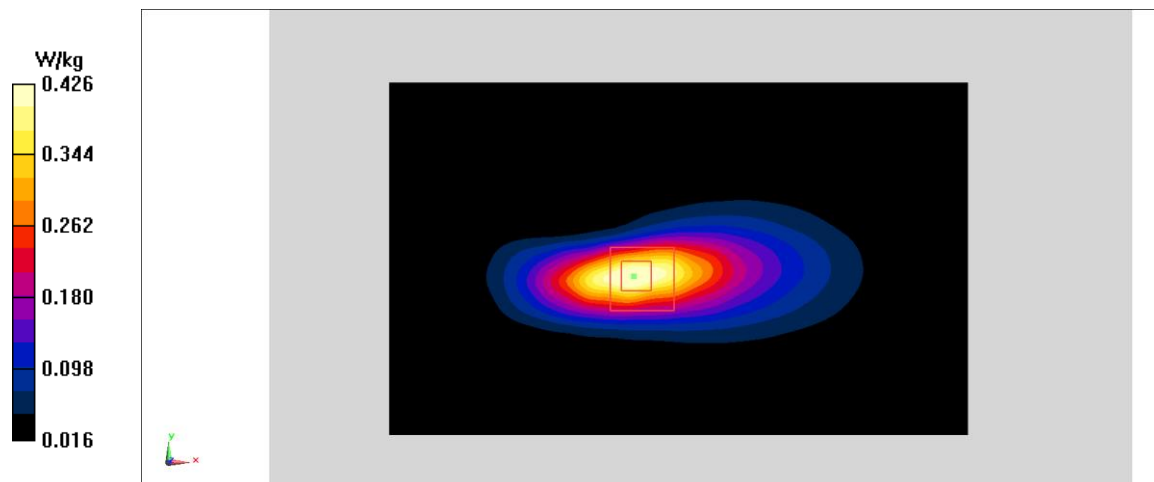


Fig A.42

LTE2500-TDD41_CH39750 Right Tilt

Date: 10/7/2019

Electronics: DAE4 Sn771

Medium: head 2600 MHz

Medium parameters used: $f = 2506$ MHz; $\sigma = 1.854$ mho/m; $\epsilon_r = 38.97$; $\rho = 1000$ kg/m³

Ambient Temperature: 22.5°C, Liquid Temperature: 22.3°C

Communication System: LTE2500-TDD41 2506 MHz Duty Cycle: 1:1.58

Probe: EX3DV4 – SN3617 ConvF(6.92,6.92,6.92)

Area Scan (71x121x1): Interpolated grid: dx=1.000 mm, dy=1.000 mm

Maximum value of SAR (interpolated) = 1.34 W/kg

Zoom Scan (7x7x7)/Cube 0: Measurement grid: dx=5mm, dy=5mm, dz=5mm

Reference Value = 10.34 V/m; Power Drift = -0.08 dB

Peak SAR (extrapolated) = 1.8 W/kg

SAR(1 g) = 0.643 W/kg; SAR(10 g) = 0.276 W/kg

Maximum value of SAR (measured) = 1.29 W/kg




Fig A.46

LTE2500-TDD41_CH39750 Left Edge 15mm

Date: 10/7/2019

Electronics: DAE4 Sn771

Medium: body 2600 MHz

Medium parameters used: $f = 2506$ MHz; $\sigma = 2.089$ mho/m; $\epsilon_r = 53.26$; $\rho = 1000$ kg/m³

Ambient Temperature: 22.5°C, Liquid Temperature: 22.3°C

Communication System: LTE2500-TDD41 2506 MHz Duty Cycle: 1:1.58

Probe: EX3DV4 – SN3617 ConvF(7.06,7.06,7.06)

Area Scan (71x121x1): Interpolated grid: dx=1.000 mm, dy=1.000 mm

Maximum value of SAR (interpolated) = 0.443 W/kg

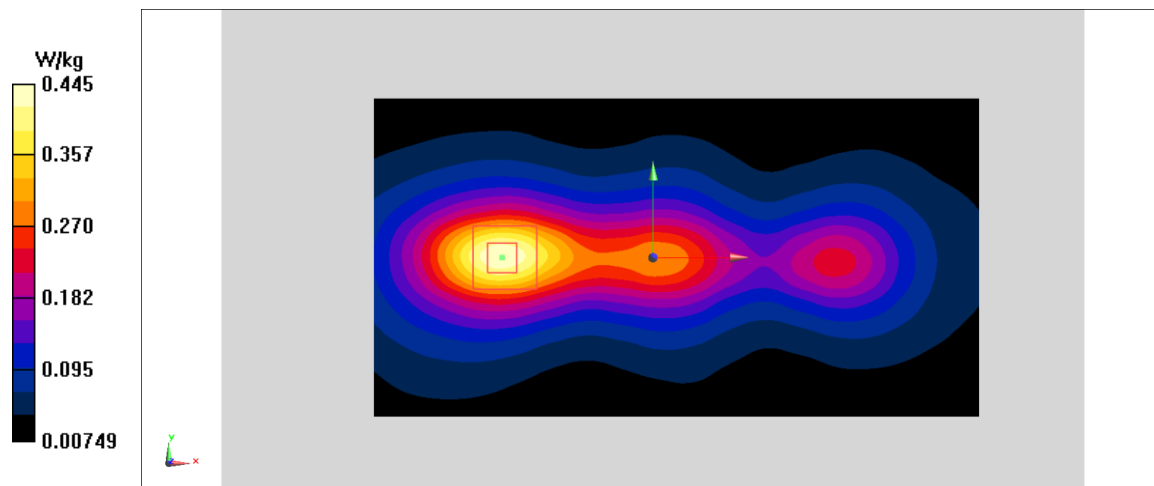
Zoom Scan (7x7x7)/Cube 0: Measurement grid: dx=5mm, dy=5mm, dz=5mm

Reference Value = 10.26 V/m; Power Drift = -0.05 dB

Peak SAR (extrapolated) = 0.534 W/kg

SAR(1 g) = 0.294 W/kg; SAR(10 g) = 0.162 W/kg

Maximum value of SAR (measured) = 0.445 W/kg

**Fig A.47**

LTE2500-TDD41_CH39750 Left Edge 10mm

Date: 10/7/2019

Electronics: DAE4 Sn771

Medium: body 2600 MHz

Medium parameters used: $f = 2506$ MHz; $\sigma = 2.089$ mho/m; $\epsilon_r = 53.26$; $\rho = 1000$ kg/m³

Ambient Temperature: 22.5°C, Liquid Temperature: 22.3°C

Communication System: LTE2500-TDD41 2506 MHz Duty Cycle: 1:1.58

Probe: EX3DV4 – SN3617 ConvF(7.06,7.06,7.06)

Area Scan (71x121x1): Interpolated grid: dx=1.000 mm, dy=1.000 mm

Maximum value of SAR (interpolated) = 0.897 W/kg

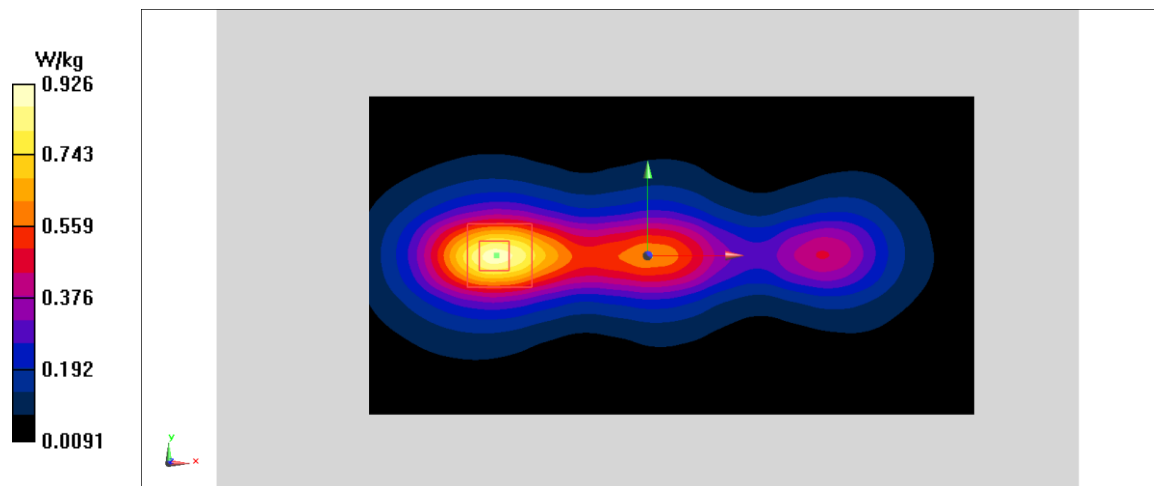
Zoom Scan (7x7x7)/Cube 0: Measurement grid: dx=5mm, dy=5mm, dz=5mm

Reference Value = 14.56 V/m; Power Drift = 0.01 dB

Peak SAR (extrapolated) = 1.12 W/kg

SAR(1 g) = 0.597 W/kg; SAR(10 g) = 0.309 W/kg

Maximum value of SAR (measured) = 0.926 W/kg

**Fig A.48**

LTE2500-TDD41_CH39750 Right Tilt

Date: 10/7/2019

Electronics: DAE4 Sn771

Medium: head 2600 MHz

Medium parameters used: $f = 2506$ MHz; $\sigma = 1.854$ mho/m; $\epsilon_r = 38.97$; $\rho = 1000$ kg/m³

Ambient Temperature: 22.5°C, Liquid Temperature: 22.3°C

Communication System: LTE2500-TDD41 2506 MHz Duty Cycle: 1:1.58

Probe: EX3DV4 – SN3617 ConvF(6.92,6.92,6.92)

Area Scan (71x121x1): Interpolated grid: dx=1.000 mm, dy=1.000 mm

Maximum value of SAR (interpolated) = 1.41 W/kg

Zoom Scan (7x7x7)/Cube 0: Measurement grid: dx=5mm, dy=5mm, dz=5mm

Reference Value = 10.65 V/m; Power Drift = -0.03 dB

Peak SAR (extrapolated) = 1.91 W/kg

SAR(1 g) = 0.687 W/kg; SAR(10 g) = 0.297 W/kg

Maximum value of SAR (measured) = 1.39 W/kg




Fig A.49

LTE2500-TDD41_CH39750 Top Edge 15mm

Date: 10/7/2019

Electronics: DAE4 Sn771

Medium: body 2600 MHz

Medium parameters used: $f = 2506$ MHz; $\sigma = 2.089$ mho/m; $\epsilon_r = 53.26$; $\rho = 1000$ kg/m³

Ambient Temperature: 22.5°C, Liquid Temperature: 22.3°C

Communication System: LTE2500-TDD41 2506 MHz Duty Cycle: 1:1.58

Probe: EX3DV4 – SN3617 ConvF(7.06,7.06,7.06)

Area Scan (71x121x1): Interpolated grid: dx=1.000 mm, dy=1.000 mm

Maximum value of SAR (interpolated) = 0.579 W/kg

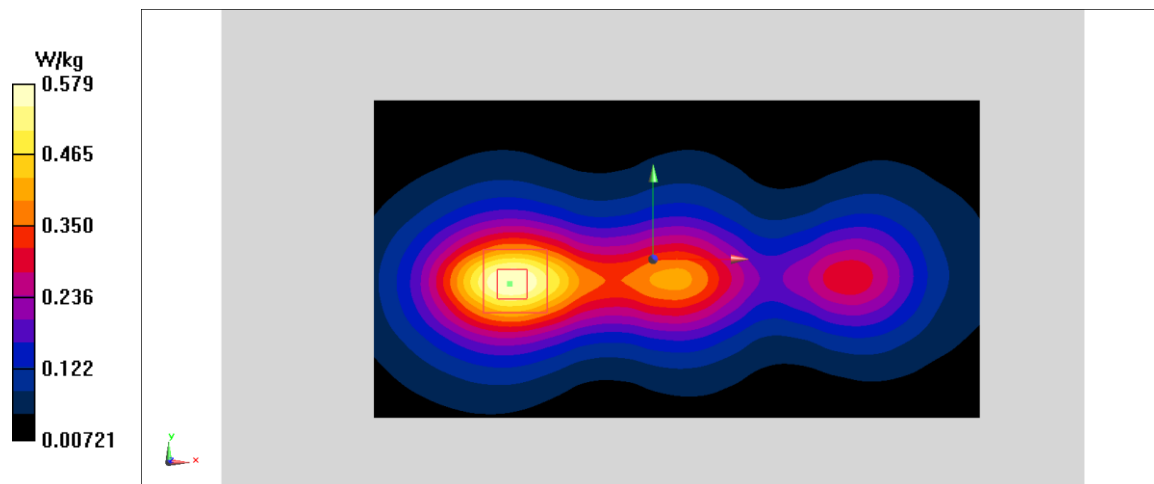
Zoom Scan (7x7x7)/Cube 0: Measurement grid: dx=5mm, dy=5mm, dz=5mm

Reference Value = 11.36 V/m; Power Drift = -0.04 dB

Peak SAR (extrapolated) = 0.694 W/kg

SAR(1 g) = 0.384 W/kg; SAR(10 g) = 0.212 W/kg

Maximum value of SAR (measured) = 0.579 W/kg

**Fig A.50**

LTE2500-TDD41_CH39750 Top Edge 10mm

Date: 10/7/2019

Electronics: DAE4 Sn771

Medium: body 2600 MHz

Medium parameters used: $f = 2506$ MHz; $\sigma = 2.089$ mho/m; $\epsilon_r = 53.26$; $\rho = 1000$ kg/m³

Ambient Temperature: 22.5°C, Liquid Temperature: 22.3°C

Communication System: LTE2500-TDD41 2506 MHz Duty Cycle: 1:1.58

Probe: EX3DV4 – SN3617 ConvF(7.06,7.06,7.06)

Area Scan (71x121x1): Interpolated grid: dx=1.000 mm, dy=1.000 mm

Maximum value of SAR (interpolated) = 1.25 W/kg

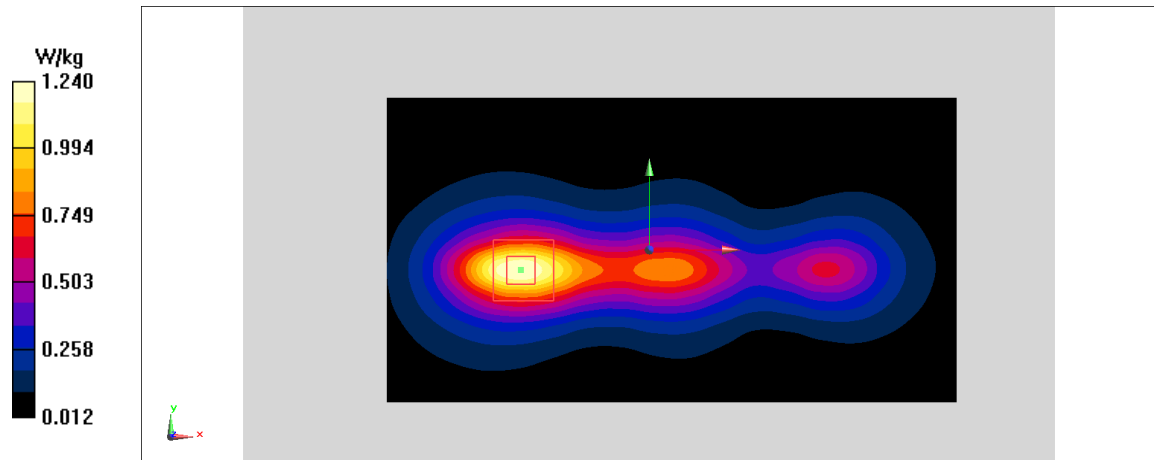
Zoom Scan (7x7x7)/Cube 0: Measurement grid: dx=5mm, dy=5mm, dz=5mm

Reference Value = 14.92 V/m; Power Drift = 0.17 dB

Peak SAR (extrapolated) = 1.51 W/kg

SAR(1 g) = 0.772 W/kg; SAR(10 g) = 0.401 W/kg

Maximum value of SAR (measured) = 1.24 W/kg

**Fig A.51**

LTE Band48_CH 55990 Right

Date/Time: 10/9/2019

Electronics: DAE3 Sn771

Medium parameters used: $f = 3625$ MHz; $\sigma = 2.874$ S/m; $\epsilon_r = 37.318$; $\rho = 1000$ kg/m³

Ambient Temperature: 23.3°C Liquid Temperature: 22.5°C

Communication System: LTE B48 Frequency: 3625 MHz Duty Cycle: 1:1

Probe: EX3DV4 – SN3617 ConvF(6.31, 6.31, 6.31);

Area Scan (121x201x1): Interpolated grid: dx=1.000 mm, dy=1.000 mm

Maximum value of SAR (interpolated) = 1.29 W/kg

Zoom Scan (7x7x7)/Cube 0: Measurement grid: dx=5mm, dy=5mm, dz=5mm

Reference Value = 7.308 V/m; Power Drift = -0.04 dB

Peak SAR (extrapolated) = 2.35 W/kg

SAR(1 g) = 0.700 W/kg; SAR(10 g) = 0.261 W/kg

Maximum value of SAR (measured) = 1.43 W/kg




Fig A.52

LTE Band48 Body Front 15mm

Date/Time: 10/6/2019

Electronics: DAE3 Sn771

Medium parameters used: $f = 3625$ MHz; $\sigma = 3.203$ S/m; $\epsilon_r = 50.393$; $\rho = 1000$ kg/m³

Ambient Temperature: 23.3°C Liquid Temperature: 22.5°C

Communication System: LTE B48 Frequency: 3625 MHz Duty Cycle: 1:1

Probe: EX3DV4 – SN3617 ConvF(6.97, 6.97, 6.97);

Area Scan (171x91x1): Interpolated grid: dx=1.000 mm, dy=1.000 mm

Maximum value of SAR (interpolated) = 0.410 W/kg

Zoom Scan (7x7x7)/Cube 0: Measurement grid: dx=5mm, dy=5mm, dz=5mm

Reference Value = 3.12 V/m; Power Drift = 0.11 dB

Peak SAR (extrapolated) = 0.529 W/kg

SAR(1 g) = 0.239 W/kg; SAR(10 g) = 0.110 W/kg

Maximum value of SAR (measured) = 0.413 W/kg

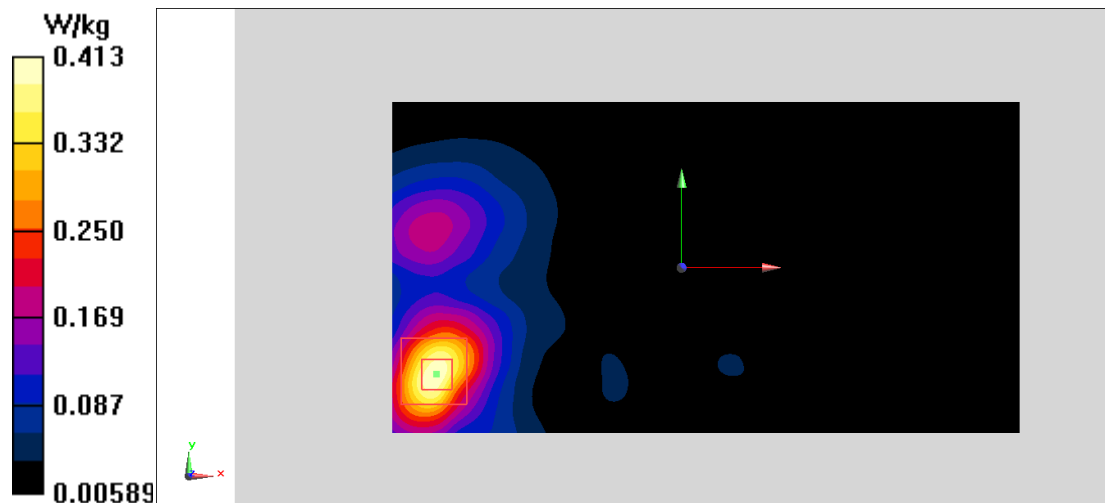


Fig A.53

LTE Band48 Body Top 10mm

Date/Time: 10/6/2019

Electronics: DAE3 Sn771

Medium parameters used: $f = 3625$ MHz; $\sigma = 3.203$ S/m; $\epsilon_r = 50.393$; $\rho = 1000$ kg/m³

Ambient Temperature: 23.3°C Liquid Temperature: 22.5°C

Communication System: LTE B48 Frequency: 3625 MHz Duty Cycle: 1:1

Probe: EX3DV4 – SN3617 ConvF(6.86, 6.86, 6.86);

Area Scan (171x91x1): Interpolated grid: dx=1.000 mm, dy=1.000 mm

Maximum value of SAR (interpolated) = 0.580 W/kg

Zoom Scan (7x7x7)/Cube 0: Measurement grid: dx=5mm, dy=5mm, dz=5mm

Reference Value = 7.822 V/m; Power Drift = 0.03 dB

Peak SAR (extrapolated) = 0.724 W/kg

SAR(1 g) = 0.330 W/kg; SAR(10 g) = 0.167 W/kg

Maximum value of SAR (measured) = 0.563 W/kg

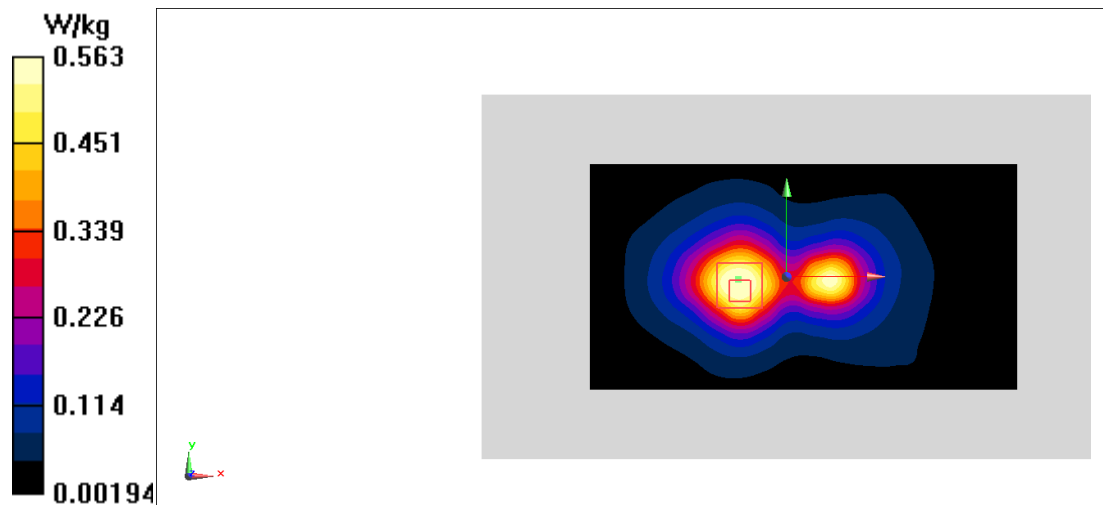


Fig A.54

LTE1700-FDD66_CH132322 Right Tilt

Date: 10/3/2019

Electronics: DAE4 Sn771

Medium: head 1750 MHz

Medium parameters used: $f = 2506$ MHz; $\sigma = 2.101$ mho/m; $\epsilon_r = 38.94$; $\rho = 1000$ kg/m³

Ambient Temperature: 22.5°C, Liquid Temperature: 22.3°C

Communication System: LTE1700-FDD66 2506 MHz Duty Cycle: 1:1

Probe: EX3DV4 – SN3617 ConvF(8.38,8.38,8.38)

Area Scan (71x121x1): Interpolated grid: dx=1.000 mm, dy=1.000 mm

Maximum value of SAR (interpolated) = 0.75 W/kg

Zoom Scan (7x7x7)/Cube 0: Measurement grid: dx=5mm, dy=5mm, dz=5mm

Reference Value = 10.88 V/m; Power Drift = 0.17 dB

Peak SAR (extrapolated) = 1.26 W/kg

SAR(1 g) = 0.478 W/kg; SAR(10 g) = 0.221 W/kg

Maximum value of SAR (measured) = 0.966 W/kg




Fig A.55

LTE1700-FDD66_CH132572 Top Edge 15mm

Date: 10/3/2019

Electronics: DAE4 Sn771

Medium: body 1750 MHz

Medium parameters used: $f = 2506$ MHz; $\sigma = 2.195$ mho/m; $\epsilon_r = 52.35$; $\rho = 1000$ kg/m³

Ambient Temperature: 22.5°C, Liquid Temperature: 22.3°C

Communication System: LTE1700-FDD66 2506 MHz Duty Cycle: 1:1

Probe: EX3DV4 – SN3617 ConvF(8.03,8.03,8.03)

Area Scan (71x121x1): Interpolated grid: dx=1.000 mm, dy=1.000 mm

Maximum value of SAR (interpolated) = 0.7 W/kg

Zoom Scan (7x7x7)/Cube 0: Measurement grid: dx=5mm, dy=5mm, dz=5mm

Reference Value = 12.37 V/m; Power Drift = -0.1 dB

Peak SAR (extrapolated) = 0.813 W/kg

SAR(1 g) = 0.478 W/kg; SAR(10 g) = 0.266 W/kg

Maximum value of SAR (measured) = 0.649 W/kg

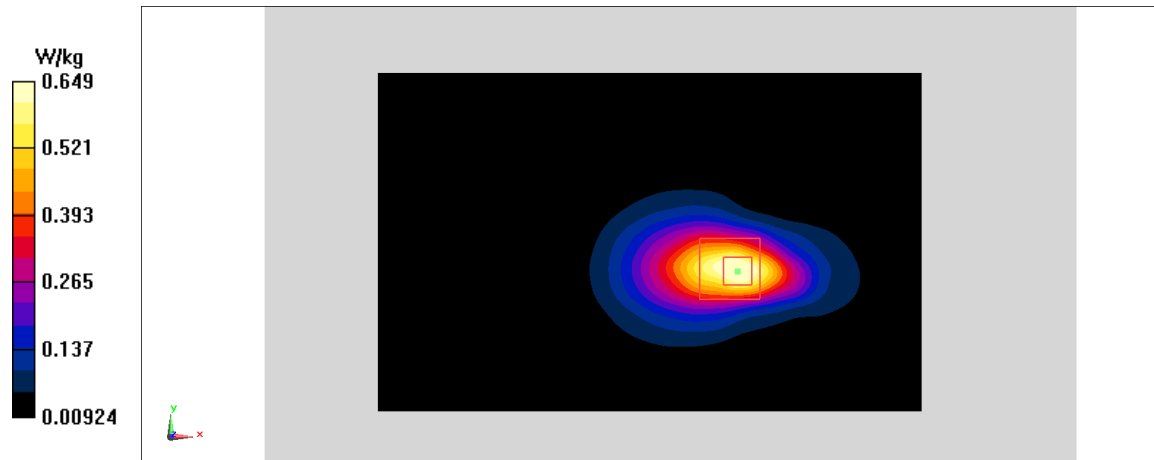


Fig A.56

LTE1700-FDD66_CH132072 Top Edge 10mm

Date: 10/3/2019

Electronics: DAE4 Sn771

Medium: body 1750 MHz

Medium parameters used: $f = 2506$ MHz; $\sigma = 2.195$ mho/m; $\epsilon_r = 52.35$; $\rho = 1000$ kg/m³

Ambient Temperature: 22.5°C, Liquid Temperature: 22.3°C

Communication System: LTE1700-FDD66 2506 MHz Duty Cycle: 1:1

Probe: EX3DV4 – SN3617 ConvF(8.03,8.03,8.03)

Area Scan (71x121x1): Interpolated grid: dx=1.000 mm, dy=1.000 mm

Maximum value of SAR (interpolated) = 0.782 W/kg

Zoom Scan (7x7x7)/Cube 0: Measurement grid: dx=5mm, dy=5mm, dz=5mm

Reference Value = 12.55 V/m; Power Drift = -0.15 dB

Peak SAR (extrapolated) = 1.03 W/kg

SAR(1 g) = 0.535 W/kg; SAR(10 g) = 0.265 W/kg

Maximum value of SAR (measured) = 0.764 W/kg

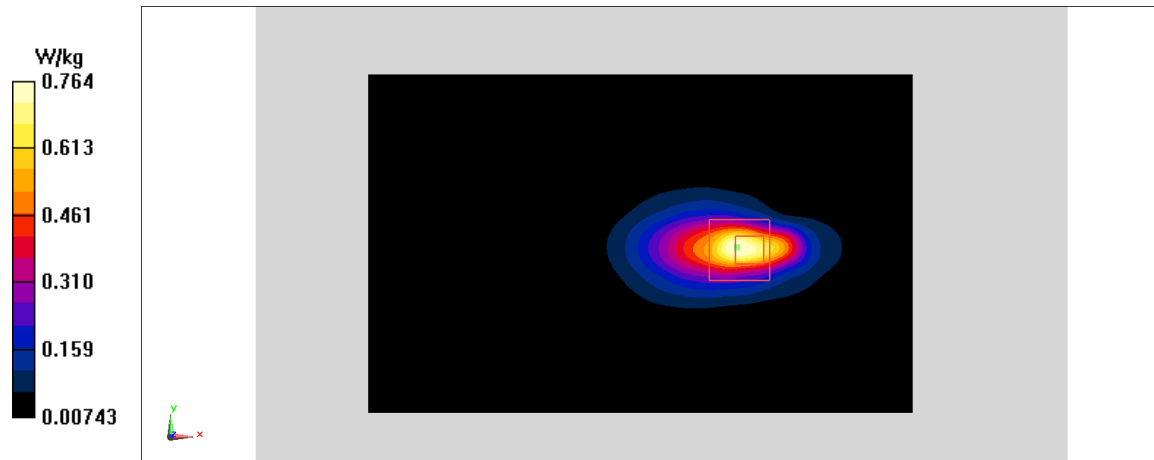


Fig A.57

LTE700-FDD71_CH133322 Left Cheek

Date: 10/1/2019

Electronics: DAE4 Sn771

Medium: head 750 MHz

Medium parameters used: $f = 2506$ MHz; $\sigma = 2.548$ mho/m; $\epsilon_r = 39.6$; $\rho = 1000$ kg/m³

Ambient Temperature: 22.5°C, Liquid Temperature: 22.3°C

Communication System: LTE700-FDD71 2506 MHz Duty Cycle: 1:1

Probe: EX3DV4 – SN3617 ConvF(10.03,10.03,10.03)

Area Scan (71x121x1): Interpolated grid: dx=1.000 mm, dy=1.000 mm

Maximum value of SAR (interpolated) = 0.769 W/kg

Zoom Scan (7x7x7)/Cube 0: Measurement grid: dx=5mm, dy=5mm, dz=5mm

Reference Value = 9.848 V/m; Power Drift = -0.01 dB

Peak SAR (extrapolated) = 1.05 W/kg

SAR(1 g) = 0.541 W/kg; SAR(10 g) = 0.307 W/kg

Maximum value of SAR (measured) = 0.794 W/kg

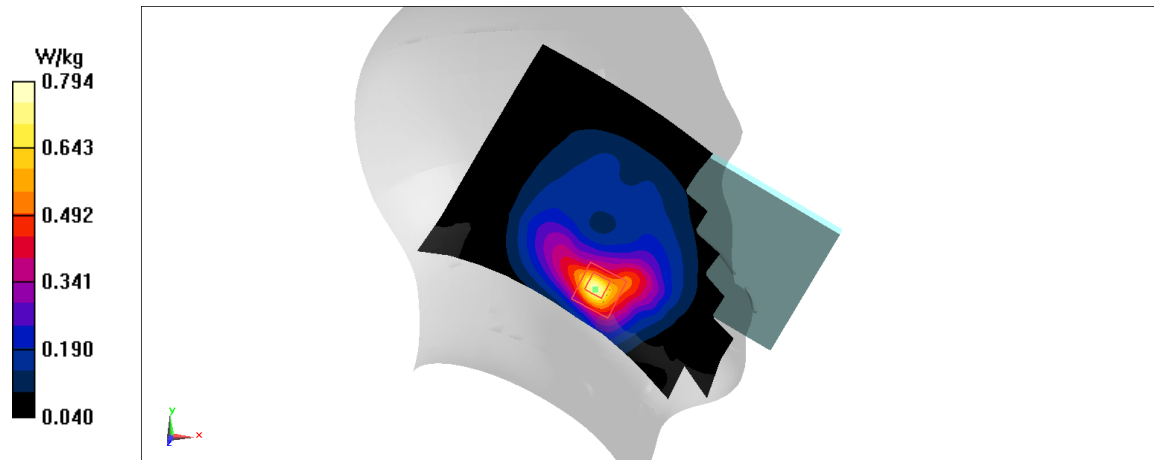


Fig A.58

LTE700-FDD71_CH133322 Left Edge 15mm

Date: 10/1/2019

Electronics: DAE4 Sn771

Medium: body 750 MHz

Medium parameters used: $f = 2506$ MHz; $\sigma = 2.631$ mho/m; $\epsilon_r = 54.22$; $\rho = 1000$ kg/m³

Ambient Temperature: 22.5°C, Liquid Temperature: 22.3°C

Communication System: LTE700-FDD71 2506 MHz Duty Cycle: 1:1

Probe: EX3DV4 – SN3617 ConvF(9.85,9.85,9.85)

Area Scan (71x121x1): Interpolated grid: dx=1.000 mm, dy=1.000 mm

Maximum value of SAR (interpolated) = 0.532 W/kg

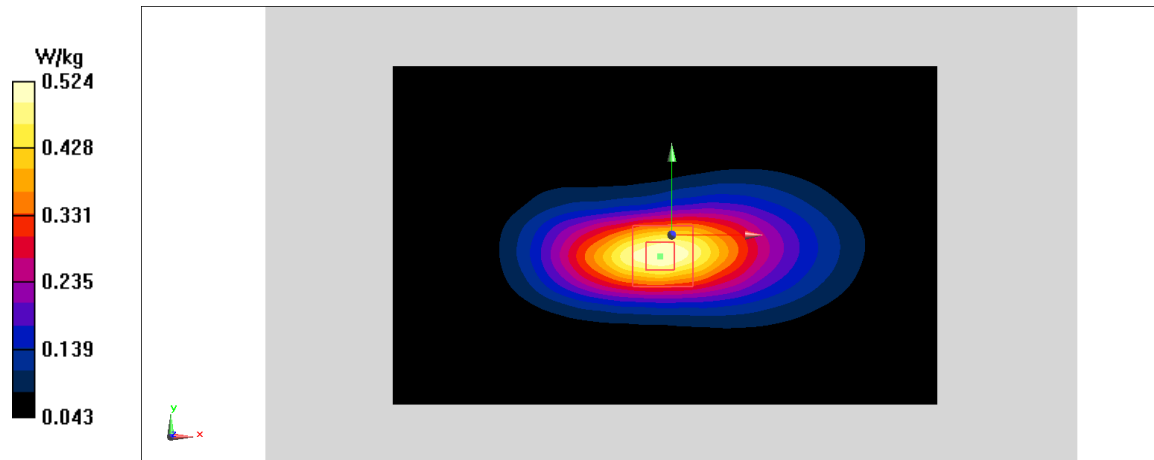
Zoom Scan (7x7x7)/Cube 0: Measurement grid: dx=5mm, dy=5mm, dz=5mm

Reference Value = 23.18 V/m; Power Drift = 0.01 dB

Peak SAR (extrapolated) = 0.602 W/kg

SAR(1 g) = 0.387 W/kg; SAR(10 g) = 0.253 W/kg

Maximum value of SAR (measured) = 0.524 W/kg

**Fig A.59**

LTE700-FDD71_CH133222 Left Edge 10mm

Date: 10/1/2019

Electronics: DAE4 Sn771

Medium: body 750 MHz

Medium parameters used: $f = 2506$ MHz; $\sigma = 2.631$ mho/m; $\epsilon_r = 54.22$; $\rho = 1000$ kg/m³

Ambient Temperature: 22.5°C, Liquid Temperature: 22.3°C

Communication System: LTE700-FDD71 2506 MHz Duty Cycle: 1:1

Probe: EX3DV4 – SN3617 ConvF(9.85,9.85,9.85)

Area Scan (71x121x1): Interpolated grid: dx=1.000 mm, dy=1.000 mm

Maximum value of SAR (interpolated) = 0.401 W/kg

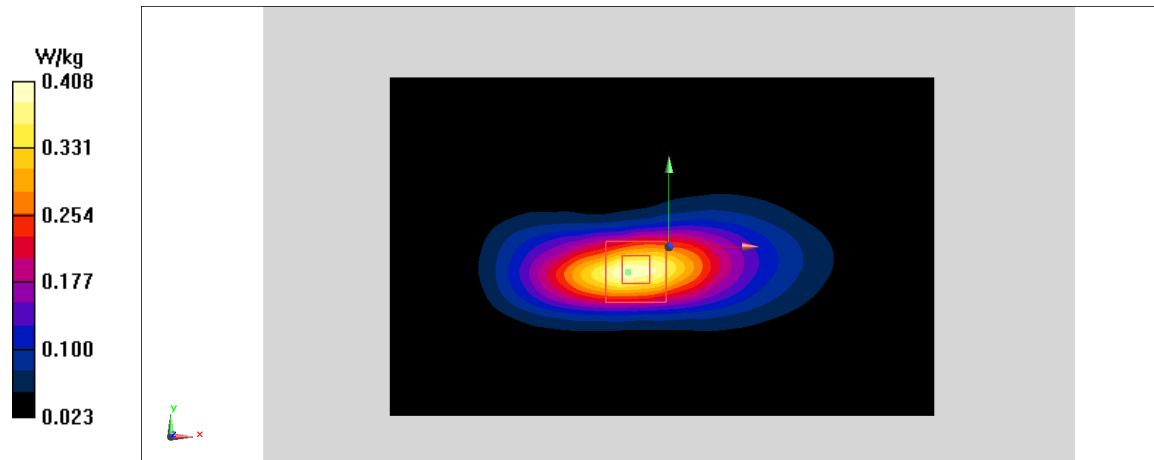
Zoom Scan (7x7x7)/Cube 0: Measurement grid: dx=5mm, dy=5mm, dz=5mm

Reference Value = 18.05 V/m; Power Drift = 0.06 dB

Peak SAR (extrapolated) = 0.484 W/kg

SAR(1 g) = 0.289 W/kg; SAR(10 g) = 0.177 W/kg

Maximum value of SAR (measured) = 0.408 W/kg

**Fig A.60**

GSM850_CH251 Left Cheek

Date: 10/2/2019

Electronics: DAE4 Sn771

Medium: head 835 MHz

Medium parameters used: $f = 848.8$; $\sigma = 0.897$ mho/m; $\epsilon_r = 41.53$; $\rho = 1000$ kg/m³

Ambient Temperature: 22.5°C, Liquid Temperature: 22.3°C

Communication System: GSM850 848.8 Duty Cycle: 1:2.67

Probe: EX3DV4 – SN3617 ConvF(9.75,9.75,9.75)

Area Scan (71x121x1): Interpolated grid: dx=1.000 mm, dy=1.000 mm

Maximum value of SAR (interpolated) = 0.207 W/kg

Zoom Scan (7x7x7)/Cube 0: Measurement grid: dx=5mm, dy=5mm, dz=5mm

Reference Value = 4.99 V/m; Power Drift = -0.08 dB

Peak SAR (extrapolated) = 0.24 W/kg

SAR(1 g) = 0.186 W/kg; SAR(10 g) = 0.141 W/kg

Maximum value of SAR (measured) = 0.22 W/kg

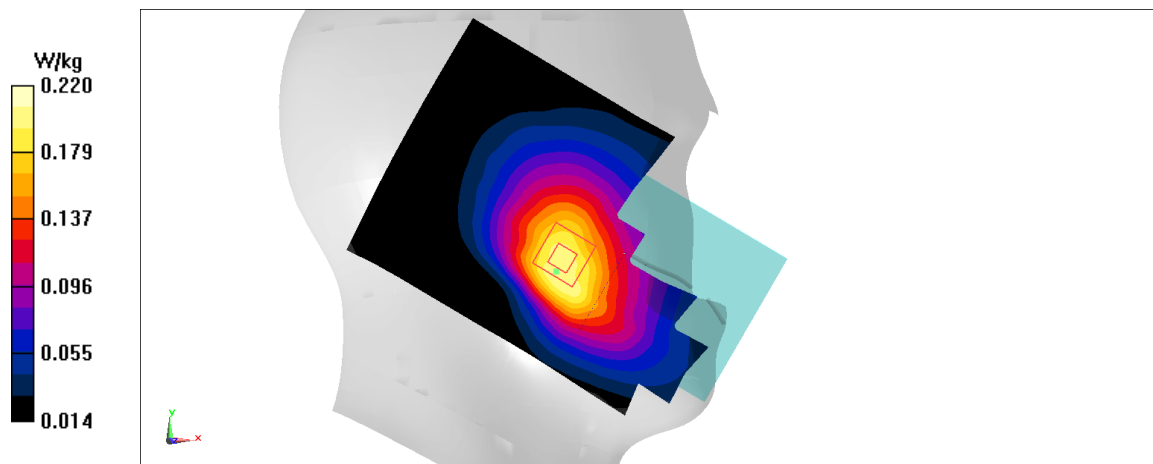


Fig A.63

GSM850_CH251 Rear 10mm

Date: 10/2/2019

Electronics: DAE4 Sn771

Medium: body 835 MHz

Medium parameters used: $f = 848.8$; $\sigma = 0.991$ mho/m; $\epsilon_r = 55.31$; $\rho = 1000$ kg/m³

Ambient Temperature: 22.5°C, Liquid Temperature: 22.3°C

Communication System: GSM850 848.8 Duty Cycle: 1:2.67

Probe: EX3DV4 – SN3617 ConvF(9.61,9.61,9.61)

Area Scan (71x121x1): Interpolated grid: dx=1.000 mm, dy=1.000 mm

Maximum value of SAR (interpolated) = 0.357 W/kg

Zoom Scan (7x7x7)/Cube 0: Measurement grid: dx=5mm, dy=5mm, dz=5mm

Reference Value = 15.4 V/m; Power Drift = -0.01 dB

Peak SAR (extrapolated) = 0.226 W/kg

SAR(1 g) = 0.172 W/kg; SAR(10 g) = 0.13 W/kg

Maximum value of SAR (measured) = 0.207 W/kg

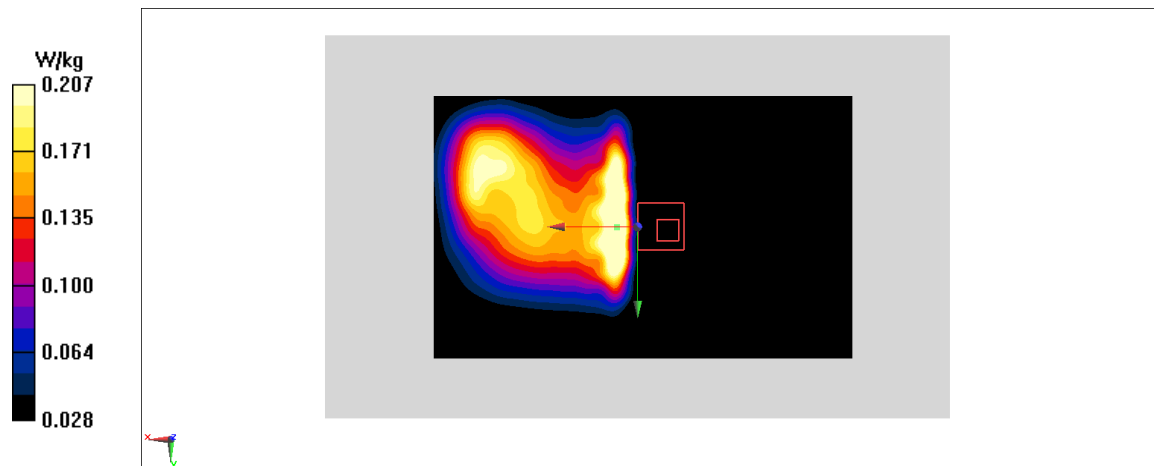


Fig A.64

PCS1900_CH810 Right Cheek

Date: 10/4/2019

Electronics: DAE4 Sn771

Medium: head 1900 MHz

Medium parameters used: $f = 1909.8$; $\sigma = 1.41$ mho/m; $\epsilon_r = 40.08$; $\rho = 1000$ kg/m³

Ambient Temperature: 22.5°C, Liquid Temperature: 22.3°C

Communication System: PCS1900 1909.8 Duty Cycle: 1:2.67

Probe: EX3DV4 – SN3617 ConvF(8.14,8.14,8.14)

Area Scan (71x121x1): Interpolated grid: dx=1.000 mm, dy=1.000 mm

Maximum value of SAR (interpolated) = 0.273 W/kg

Zoom Scan (7x7x7)/Cube 0: Measurement grid: dx=5mm, dy=5mm, dz=5mm

Reference Value = 5.588 V/m; Power Drift = -0.08 dB

Peak SAR (extrapolated) = 0.294 W/kg

SAR(1 g) = 0.186 W/kg; SAR(10 g) = 0.118 W/kg

Maximum value of SAR (measured) = 0.256 W/kg

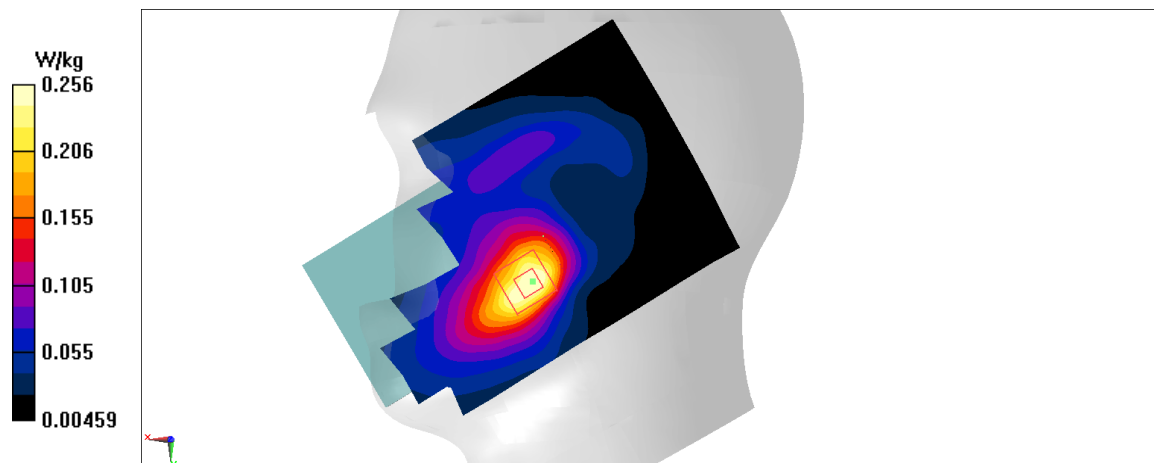


Fig A.65

PCS1900_CH512 Bottom Edge 15mm

Date: 10/4/2019

Electronics: DAE4 Sn771

Medium: body 1900 MHz

Medium parameters used: $f = 1850.2$; $\sigma = 1.5$ mho/m; $\epsilon_r = 54.23$; $\rho = 1000$ kg/m³

Ambient Temperature: 22.5°C, Liquid Temperature: 22.3°C

Communication System: PCS1900 1850.2 Duty Cycle: 1:2.67

Probe: EX3DV4 – SN3617 ConvF(7.78,7.78,7.78)

Area Scan (71x121x1): Interpolated grid: dx=1.000 mm, dy=1.000 mm

Maximum value of SAR (interpolated) = 0.654 W/kg

Zoom Scan (7x7x7)/Cube 0: Measurement grid: dx=5mm, dy=5mm, dz=5mm

Reference Value = 19.93 V/m; Power Drift = -0.01 dB

Peak SAR (extrapolated) = 0.786 W/kg

SAR(1 g) = 0.47 W/kg; SAR(10 g) = 0.282 W/kg

Maximum value of SAR (measured) = 0.664 W/kg

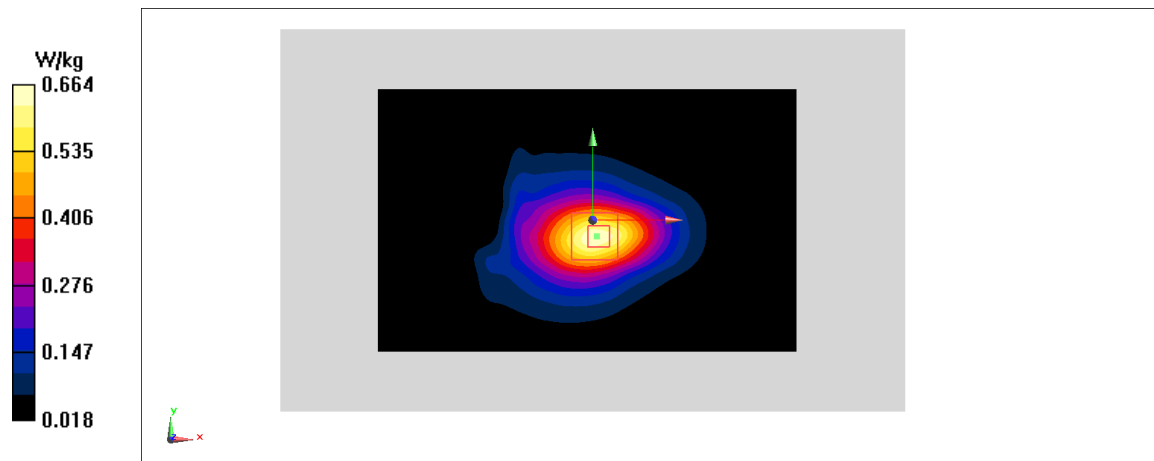


Fig A.66

PCS1900_CH661 Bottom Edge 10mm

Date: 10/4/2019

Electronics: DAE4 Sn771

Medium: body 1900 MHz

Medium parameters used: $f = 1880$; $\sigma = 1.529$ mho/m; $\epsilon_r = 54.19$; $\rho = 1000$ kg/m³

Ambient Temperature: 22.5°C, Liquid Temperature: 22.3°C

Communication System: PCS1900 1880 Duty Cycle: 1:2.67

Probe: EX3DV4 – SN3617 ConvF(7.78,7.78,7.78)

Area Scan (71x121x1): Interpolated grid: dx=1.000 mm, dy=1.000 mm

Maximum value of SAR (interpolated) = 0.877 W/kg

Zoom Scan (7x7x7)/Cube 0: Measurement grid: dx=5mm, dy=5mm, dz=5mm

Reference Value = 21.16 V/m; Power Drift = 0 dB

Peak SAR (extrapolated) = 1.11 W/kg

SAR(1 g) = 0.639 W/kg; SAR(10 g) = 0.365 W/kg

Maximum value of SAR (measured) = 0.93 W/kg

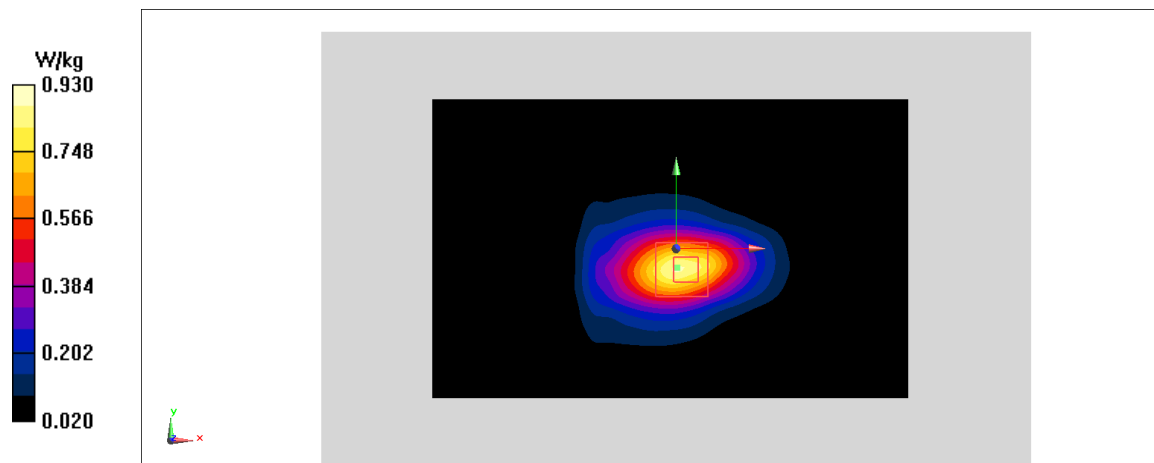


Fig A.67

WCDMA1900-BII_CH9262 Right Cheek

Date: 10/4/2019

Electronics: DAE4 Sn771

Medium: head 1900 MHz

Medium parameters used: $f = 1852.4$; $\sigma = 1.355$ mho/m; $\epsilon_r = 40.15$; $\rho = 1000$ kg/m³

Ambient Temperature: 22.5°C, Liquid Temperature: 22.3°C

Communication System: WCDMA1900-BII 1852.4 Duty Cycle: 1:1

Probe: EX3DV4 – SN3617 ConvF(8.14,8.14,8.14)

Area Scan (71x121x1): Interpolated grid: dx=1.000 mm, dy=1.000 mm

Maximum value of SAR (interpolated) = 0.333 W/kg

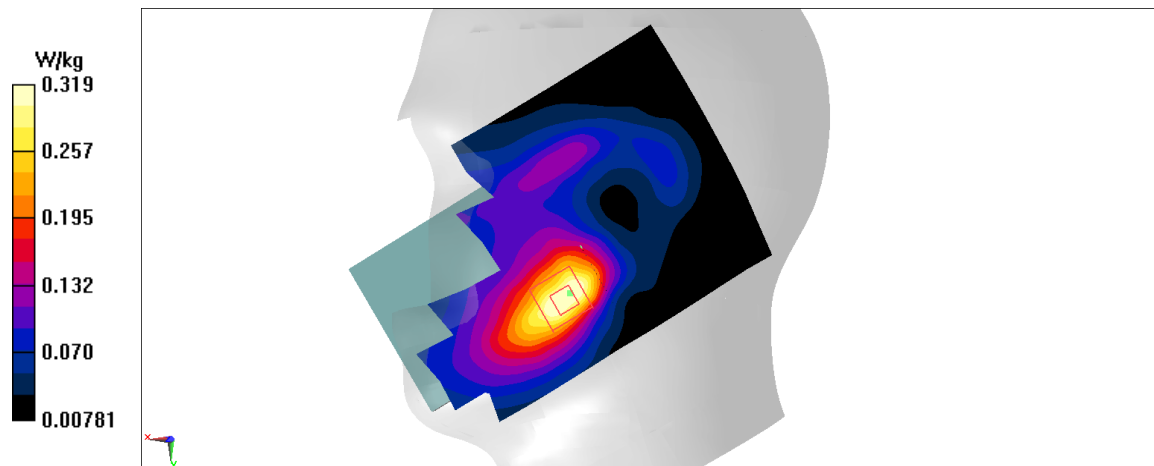
Zoom Scan (7x7x7)/Cube 0: Measurement grid: dx=5mm, dy=5mm, dz=5mm

Reference Value = 7.754 V/m; Power Drift = 0.12 dB

Peak SAR (extrapolated) = 0.364 W/kg

SAR(1 g) = 0.242 W/kg; SAR(10 g) = 0.157 W/kg

Maximum value of SAR (measured) = 0.319 W/kg

**Fig A.68**

WCDMA1900-BII_CH9400 Bottom Edge 15mm

Date: 10/4/2019

Electronics: DAE4 Sn771

Medium: body 1900 MHz

Medium parameters used: $f = 1880$; $\sigma = 1.529$ mho/m; $\epsilon_r = 54.19$; $\rho = 1000$ kg/m³

Ambient Temperature: 22.5°C, Liquid Temperature: 22.3°C

Communication System: WCDMA1900-BII 1880 Duty Cycle: 1:1

Probe: EX3DV4 – SN3617 ConvF(7.78,7.78,7.78)

Area Scan (71x121x1): Interpolated grid: dx=1.000 mm, dy=1.000 mm

Maximum value of SAR (interpolated) = 1.24 W/kg

Zoom Scan (7x7x7)/Cube 0: Measurement grid: dx=5mm, dy=5mm, dz=5mm

Reference Value = 25.62 V/m; Power Drift = -0.05 dB

Peak SAR (extrapolated) = 1.42 W/kg

SAR(1 g) = 0.85 W/kg; SAR(10 g) = 0.507 W/kg

Maximum value of SAR (measured) = 1.2 W/kg

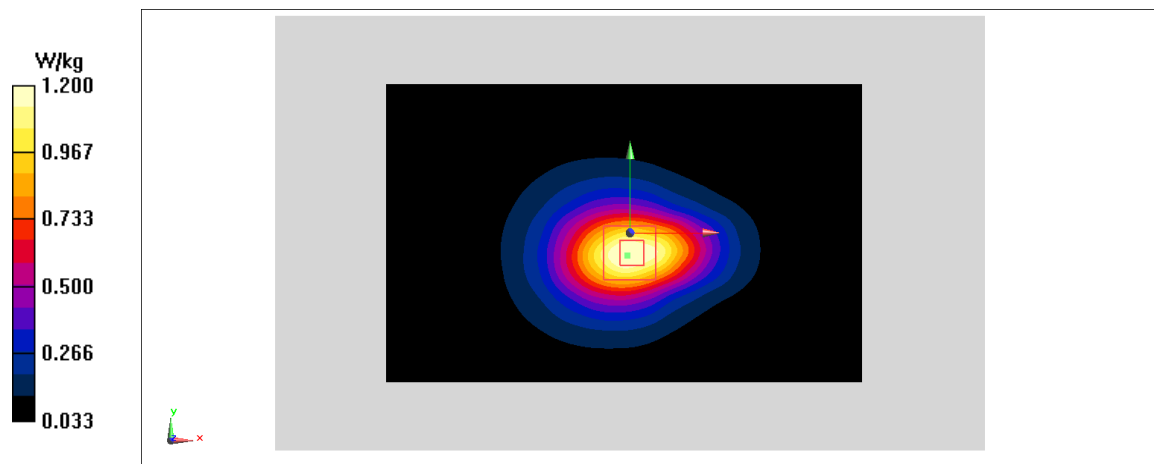


Fig A.69

WCDMA1900-BII_CH9400 Bottom Edge 10mm

Date: 10/4/2019

Electronics: DAE4 Sn771

Medium: body 1900 MHz

Medium parameters used: $f = 1880$; $\sigma = 1.529$ mho/m; $\epsilon_r = 54.19$; $\rho = 1000$ kg/m³

Ambient Temperature: 22.5°C, Liquid Temperature: 22.3°C

Communication System: WCDMA1900-BII 1880 Duty Cycle: 1:1

Probe: EX3DV4 – SN3617 ConvF(7.78,7.78,7.78)

Area Scan (71x121x1): Interpolated grid: dx=1.000 mm, dy=1.000 mm

Maximum value of SAR (interpolated) = 0.905 W/kg

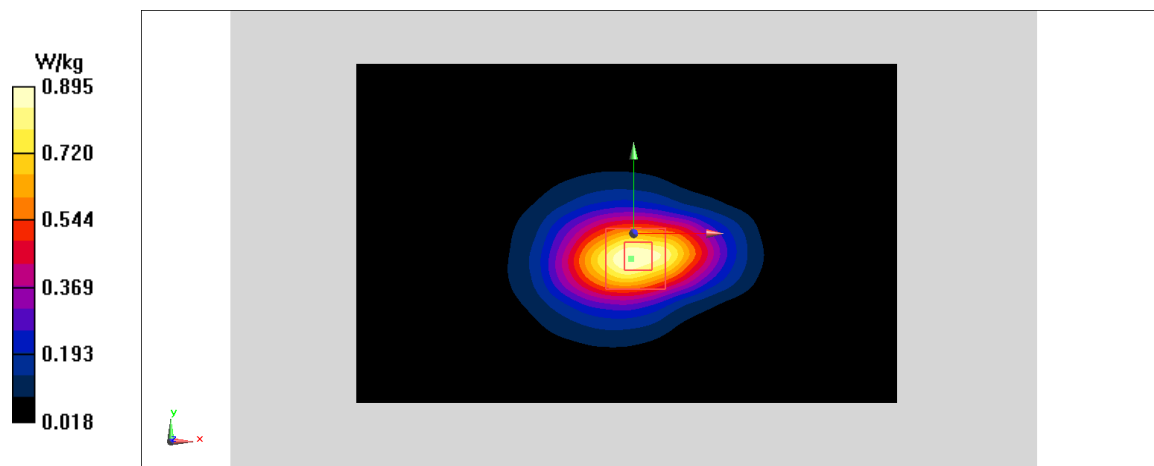
Zoom Scan (7x7x7)/Cube 0: Measurement grid: dx=5mm, dy=5mm, dz=5mm

Reference Value = 20.78 V/m; Power Drift = -0.06 dB

Peak SAR (extrapolated) = 1.07 W/kg

SAR(1 g) = 0.613 W/kg; SAR(10 g) = 0.35 W/kg

Maximum value of SAR (measured) = 0.895 W/kg

**Fig A.70**

WCDMA1700-BIV_CH1412 Right Cheek

Date: 10/3/2019

Electronics: DAE4 Sn771

Medium: head 1750 MHz

Medium parameters used: $f = 1732.4$; $\sigma = 1.366$ mho/m; $\epsilon_r = 39.87$; $\rho = 1000$ kg/m³

Ambient Temperature: 22.5°C, Liquid Temperature: 22.3°C

Communication System: WCDMA1700-BIV 1732.4 Duty Cycle: 1:1

Probe: EX3DV4 – SN3617 ConvF(8.38,8.38,8.38)

Area Scan (71x121x1): Interpolated grid: dx=1.000 mm, dy=1.000 mm

Maximum value of SAR (interpolated) = 0.348 W/kg

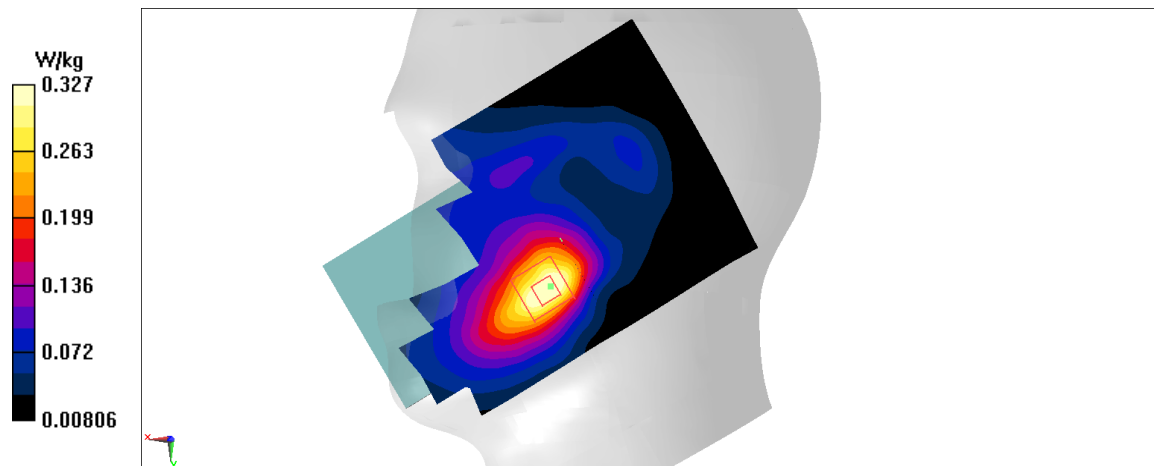
Zoom Scan (7x7x7)/Cube 0: Measurement grid: dx=5mm, dy=5mm, dz=5mm

Reference Value = 7.223 V/m; Power Drift = -0.04 dB

Peak SAR (extrapolated) = 0.371 W/kg

SAR(1 g) = 0.244 W/kg; SAR(10 g) = 0.159 W/kg

Maximum value of SAR (measured) = 0.327 W/kg

**Fig A.71**

WCDMA1700-BIV_CH1513 Bottom Edge 15mm

Date: 10/3/2019

Electronics: DAE4 Sn771

Medium: body 1750 MHz

Medium parameters used: $f = 1752.6$; $\sigma = 1.48$ mho/m; $\epsilon_r = 53.26$; $\rho = 1000$ kg/m³

Ambient Temperature: 22.5°C, Liquid Temperature: 22.3°C

Communication System: WCDMA1700-BIV 1752.6 Duty Cycle: 1:1

Probe: EX3DV4 – SN3617 ConvF(8.03,8.03,8.03)

Area Scan (71x121x1): Interpolated grid: dx=1.000 mm, dy=1.000 mm

Maximum value of SAR (interpolated) = 0.966 W/kg

Zoom Scan (7x7x7)/Cube 0: Measurement grid: dx=5mm, dy=5mm, dz=5mm

Reference Value = 23.55 V/m; Power Drift = -0.11 dB

Peak SAR (extrapolated) = 1.11 W/kg

SAR(1 g) = 0.666 W/kg; SAR(10 g) = 0.402 W/kg

Maximum value of SAR (measured) = 0.941 W/kg

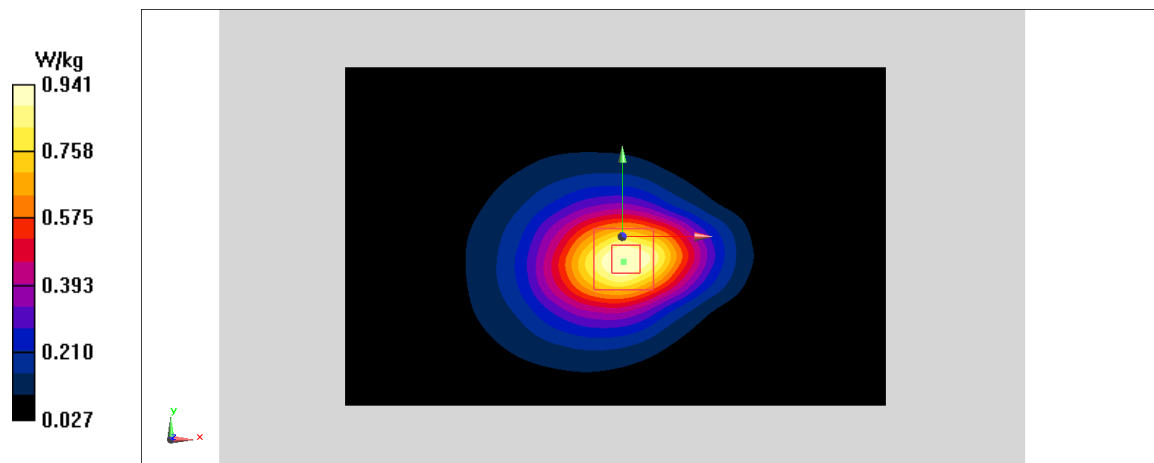


Fig A.72

WCDMA1700-BIV_CH1513 Bottom Edge 10mm

Date: 10/3/2019

Electronics: DAE4 Sn771

Medium: body 1750 MHz

Medium parameters used: $f = 1752.6$; $\sigma = 1.48$ mho/m; $\epsilon_r = 53.26$; $\rho = 1000$ kg/m³

Ambient Temperature: 22.5°C, Liquid Temperature: 22.3°C

Communication System: WCDMA1700-BIV 1752.6 Duty Cycle: 1:1

Probe: EX3DV4 – SN3617 ConvF(8.03,8.03,8.03)

Area Scan (71x121x1): Interpolated grid: dx=1.000 mm, dy=1.000 mm

Maximum value of SAR (interpolated) = 0.867 W/kg

Zoom Scan (7x7x7)/Cube 0: Measurement grid: dx=5mm, dy=5mm, dz=5mm

Reference Value = 22.53 V/m; Power Drift = -0.06 dB

Peak SAR (extrapolated) = 1.02 W/kg

SAR(1 g) = 0.592 W/kg; SAR(10 g) = 0.342 W/kg

Maximum value of SAR (measured) = 0.844 W/kg

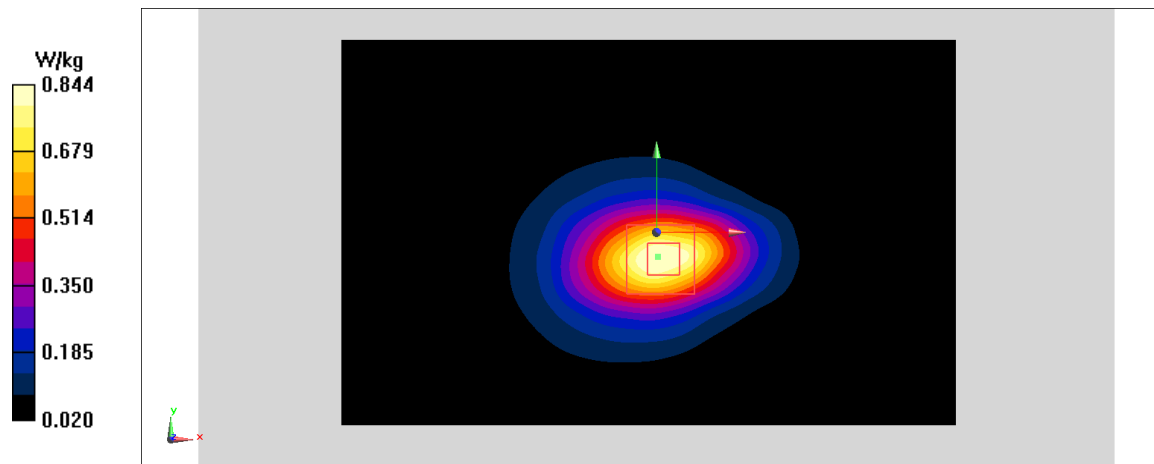


Fig A.73

WCDMA850-BV_CH4183 Left Cheek

Date: 10/2/2019

Electronics: DAE4 Sn771

Medium: head 835 MHz

Medium parameters used: $f = 836.6$; $\sigma = 0.886$ mho/m; $\epsilon_r = 41.55$; $\rho = 1000$ kg/m³

Ambient Temperature: 22.5°C, Liquid Temperature: 22.3°C

Communication System: WCDMA850-BV 836.6 Duty Cycle: 1:1

Probe: EX3DV4 – SN3617 ConvF(9.75,9.75,9.75)

Area Scan (71x121x1): Interpolated grid: dx=1.000 mm, dy=1.000 mm

Maximum value of SAR (interpolated) = 0.152 W/kg

Zoom Scan (7x7x7)/Cube 0: Measurement grid: dx=5mm, dy=5mm, dz=5mm

Reference Value = 5.291 V/m; Power Drift = -0.01 dB

Peak SAR (extrapolated) = 0.163 W/kg

SAR(1 g) = 0.13 W/kg; SAR(10 g) = 0.102 W/kg

Maximum value of SAR (measured) = 0.152 W/kg

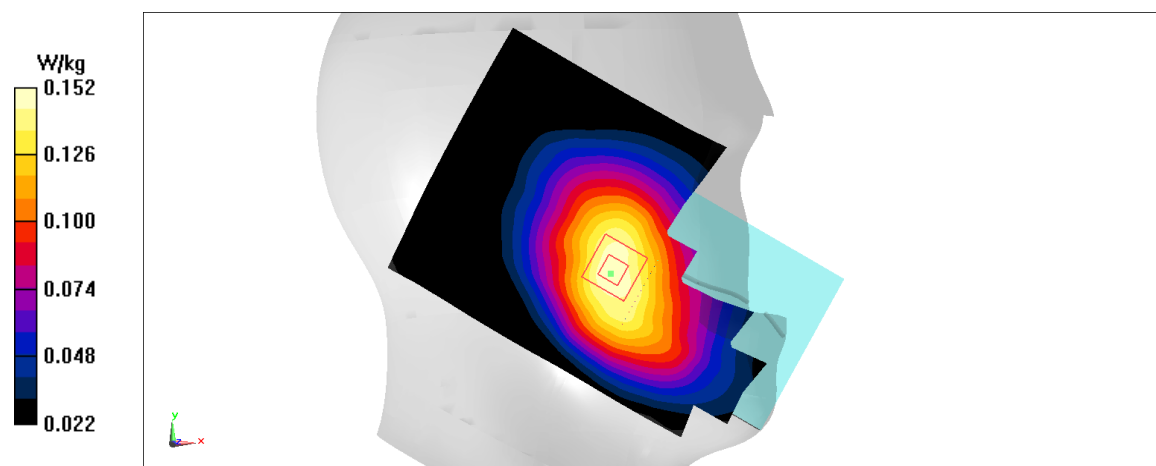


Fig A.74

WCDMA850-BV_CH4132 Rear 10mm

Date: 10/2/2019

Electronics: DAE4 Sn771

Medium: body 835 MHz

Medium parameters used: $f = 826.4$; $\sigma = 0.969$ mho/m; $\epsilon_r = 55.34$; $\rho = 1000$ kg/m³

Ambient Temperature: 22.5°C, Liquid Temperature: 22.3°C

Communication System: WCDMA850-BV 826.4 Duty Cycle: 1:1

Probe: EX3DV4 – SN3617 ConvF(9.61,9.61,9.61)

Area Scan (71x121x1): Interpolated grid: dx=1.000 mm, dy=1.000 mm

Maximum value of SAR (interpolated) = 0.314 W/kg

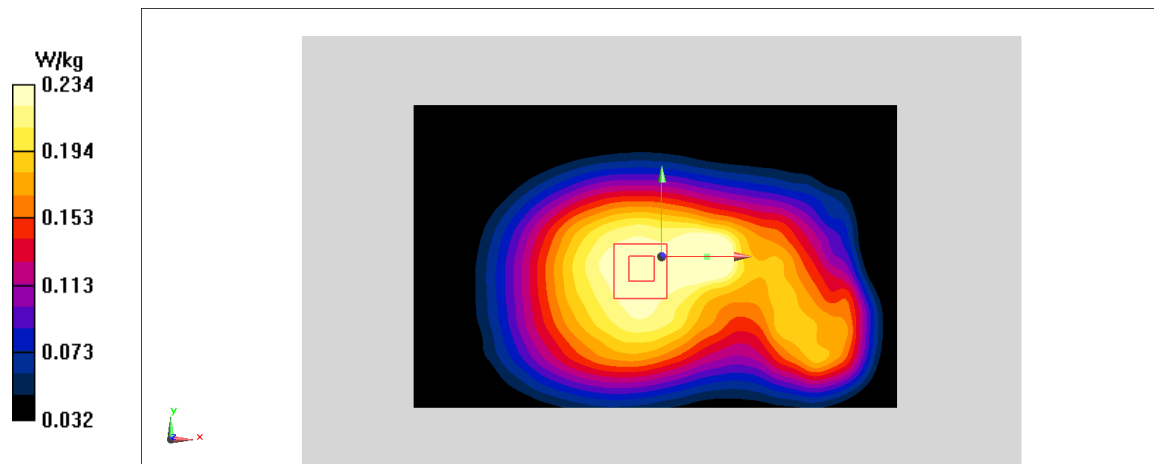
Zoom Scan (7x7x7)/Cube 0: Measurement grid: dx=5mm, dy=5mm, dz=5mm

Reference Value = 16.25 V/m; Power Drift = -0.04 dB

Peak SAR (extrapolated) = 0.259 W/kg

SAR(1 g) = 0.188 W/kg; SAR(10 g) = 0.147 W/kg

Maximum value of SAR (measured) = 0.234 W/kg

**Fig A.75**

CDMA800-BC0_CH384 Left Cheek

Date: 10/2/2019

Electronics: DAE4 Sn771

Medium: head 835 MHz

Medium parameters used: $f = 836.52$; 0.855 S/m; $\epsilon_r = 43.19$; $\rho = 1000$ kg/m³

Ambient Temperature: 22.5°C, Liquid Temperature: 22.3°C

Communication System: CDMA800-BC0 836.52 Duty Cycle: 1:1

Probe: EX3DV4 – SN3617 ConvF(9.75,9.75,9.75)

Area Scan (71x121x1): Interpolated grid: dx=1.000 mm, dy=1.000 mm

Maximum value of SAR (interpolated) = 0.245 W/kg

Zoom Scan (7x7x7)/Cube 0: Measurement grid: dx=5mm, dy=5mm, dz=5mm

Reference Value = 6.156 V/m; Power Drift = -0.05 dB

Peak SAR (extrapolated) = 0.269 W/kg

SAR(1 g) = 0.163 W/kg; SAR(10 g) = 0.127 W/kg

Maximum value of SAR (measured) = 0.24 W/kg




Fig A.76

CDMA800-BC0_CH384 Rear 15mm

Date: 10/2/2019

Electronics: DAE4 Sn771

Medium: body 835 MHz

Medium parameters used: $f = 836.52$; $\sigma = 0.938$ S/m; $\epsilon_r = 55.789$; $\rho = 1000$ kg/m³

Ambient Temperature: 22.5°C, Liquid Temperature: 22.3°C

Communication System: CDMA800-BC0 836.52 Duty Cycle: 1:1

Probe: EX3DV4 – SN3617 ConvF(9.61,9.61,9.61)

Area Scan (71x121x1): Interpolated grid: dx=1.000 mm, dy=1.000 mm

Maximum value of SAR (interpolated) = 0.194 W/kg

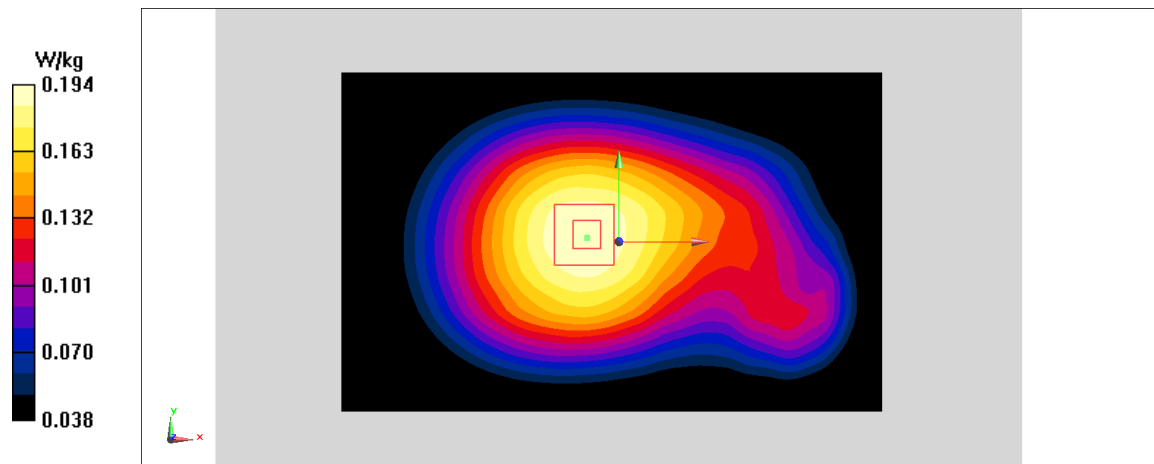
Zoom Scan (7x7x7)/Cube 0: Measurement grid: dx=5mm, dy=5mm, dz=5mm

Reference Value = 14.72 V/m; Power Drift = -0.07 dB

Peak SAR (extrapolated) = 0.215 W/kg

SAR(1 g) = 0.16 W/kg; SAR(10 g) = 0.124 W/kg

Maximum value of SAR (measured) = 0.194 W/kg

**Fig A.77**

CDMA800-BC0_CH384 Rear 10mm

Date: 10/2/2019

Electronics: DAE4 Sn771

Medium: body 835 MHz

Medium parameters used: $f = 836.52$; $\sigma = 0.938$ S/m; $\epsilon_r = 55.789$; $\rho = 1000$ kg/m³

Ambient Temperature: 22.5°C, Liquid Temperature: 22.3°C

Communication System: CDMA800-BC0 836.52 Duty Cycle: 1:1

Probe: EX3DV4 – SN3617 ConvF(9.61,9.61,9.61)

Area Scan (71x121x1): Interpolated grid: dx=1.000 mm, dy=1.000 mm

Maximum value of SAR (interpolated) = 0.186 W/kg

Zoom Scan (7x7x7)/Cube 0: Measurement grid: dx=5mm, dy=5mm, dz=5mm

Reference Value = 13.9 V/m; Power Drift = -0.09 dB

Peak SAR (extrapolated) = 0.213 W/kg

SAR(1 g) = 0.138 W/kg; SAR(10 g) = 0.108 W/kg

Maximum value of SAR (measured) = 0.176 W/kg

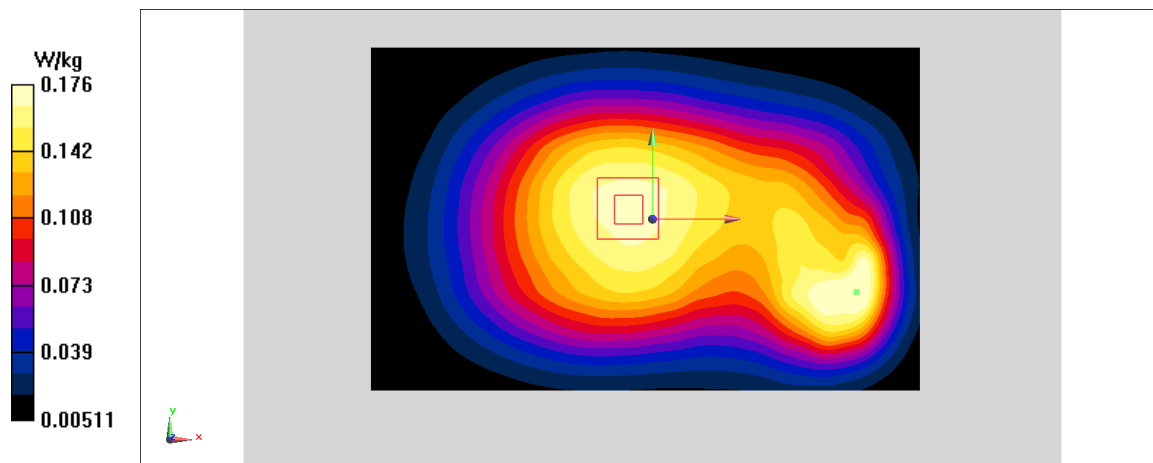


Fig A.78

CDMA1900-BC1_CH1175 Right Cheek

Date: 10/2/2019

Electronics: DAE4 Sn771

Medium: head 835 MHz

Medium parameters used: $f = 1908.75$; $\sigma = 1.456$ S/m; $\epsilon_r = 39.98$; $\rho = 1000$ kg/m³

Ambient Temperature: 22.5°C, Liquid Temperature: 22.3°C

Communication System: CDMA1900-BC1 1908.75 Duty Cycle: 1:1

Probe: EX3DV4 – SN3617 ConvF(9.75,9.75,9.75)

Area Scan (71x121x1): Interpolated grid: dx=1.000 mm, dy=1.000 mm

Maximum value of SAR (interpolated) = 0.31 W/kg

Zoom Scan (7x7x7)/Cube 0: Measurement grid: dx=5mm, dy=5mm, dz=5mm

Reference Value = 8.273 V/m; Power Drift = -0.08 dB

Peak SAR (extrapolated) = 0.296 W/kg

SAR(1 g) = 0.169 W/kg; SAR(10 g) = 0.112 W/kg

Maximum value of SAR (measured) = 0.257 W/kg

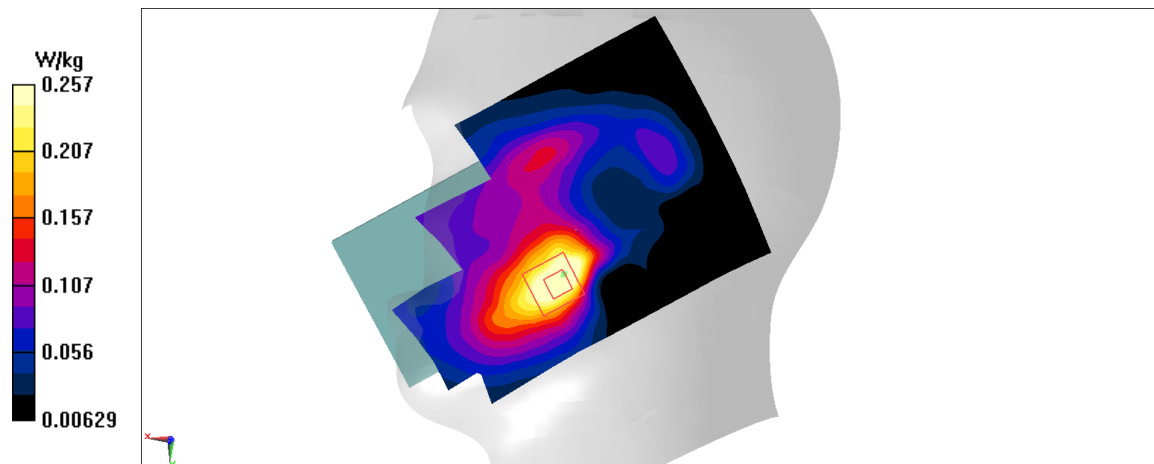


Fig A.79

CDMA1900-BC1_CH600 Bottom Edge 15mm

Date: 10/2/2019

Electronics: DAE4 Sn771

Medium: body 835 MHz

Medium parameters used: $f = 1880$; $\sigma = 1.587$ S/m; $\epsilon_r = 53.458$; $\rho = 1000$ kg/m³

Ambient Temperature: 22.5°C, Liquid Temperature: 22.3°C

Communication System: CDMA1900-BC1 1880 Duty Cycle: 1:1

Probe: EX3DV4 – SN3617 ConvF(9.61,9.61,9.61)

Area Scan (71x121x1): Interpolated grid: dx=1.000 mm, dy=1.000 mm

Maximum value of SAR (interpolated) = 0.668 W/kg

Zoom Scan (7x7x7)/Cube 0: Measurement grid: dx=5mm, dy=5mm, dz=5mm

Reference Value = 19.62 V/m; Power Drift = -0.08 dB

Peak SAR (extrapolated) = 0.786 W/kg

SAR(1 g) = 0.465 W/kg; SAR(10 g) = 0.277 W/kg

Maximum value of SAR (measured) = 0.661 W/kg

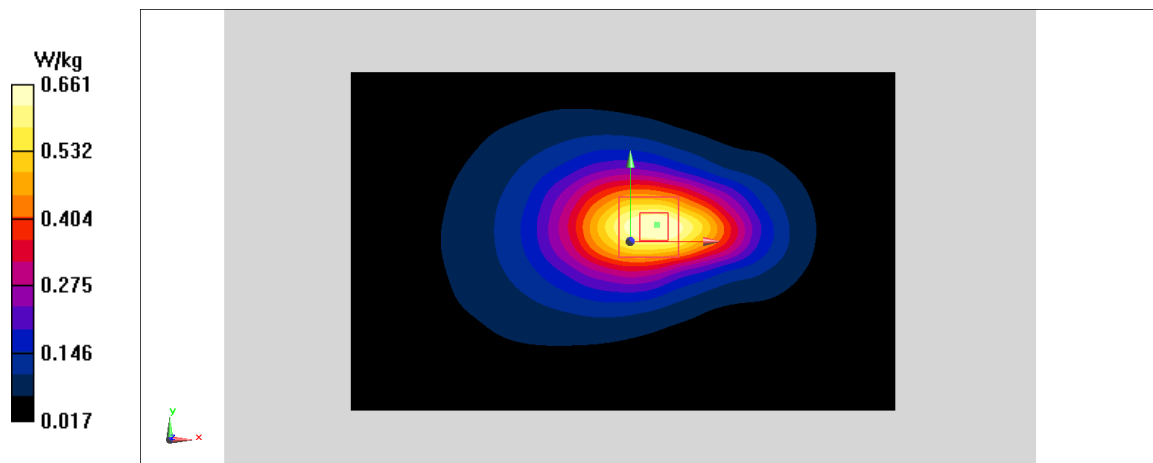


Fig A.80

CDMA1900-BC1_CH600 Bottom Edge 10mm

Date: 10/2/2019

Electronics: DAE4 Sn771

Medium: body 835 MHz

Medium parameters used: $f = 1880$; $\sigma = 1.587$ S/m; $\epsilon_r = 53.458$; $\rho = 1000$ kg/m³

Ambient Temperature: 22.5°C, Liquid Temperature: 22.3°C

Communication System: CDMA1900-BC1 1880 Duty Cycle: 1:1

Probe: EX3DV4 – SN3617 ConvF(9.61,9.61,9.61)

Area Scan (71x121x1): Interpolated grid: dx=1.000 mm, dy=1.000 mm

Maximum value of SAR (interpolated) = 0.534 W/kg

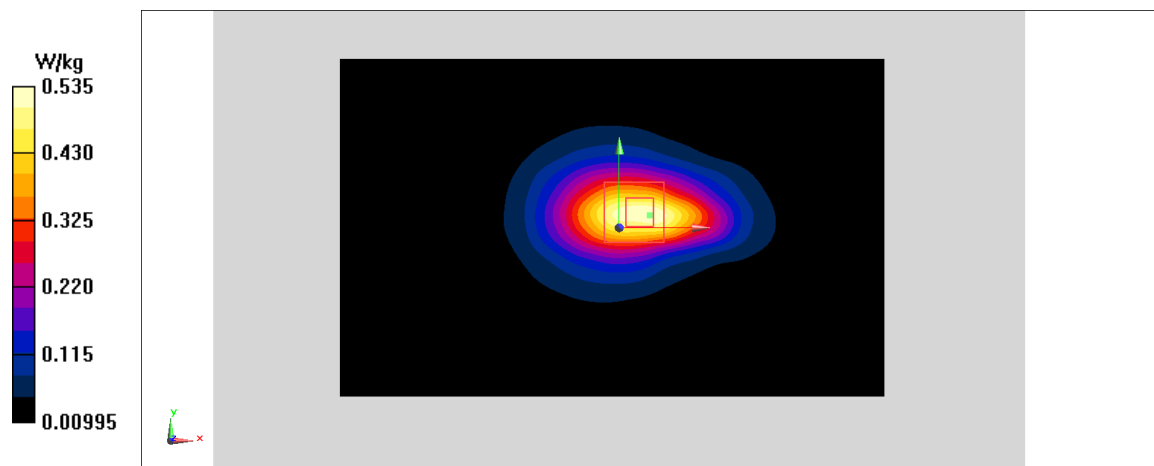
Zoom Scan (7x7x7)/Cube 0: Measurement grid: dx=5mm, dy=5mm, dz=5mm

Reference Value = 17.17 V/m; Power Drift = -0.14 dB

Peak SAR (extrapolated) = 0.637 W/kg

SAR(1 g) = 0.596 W/kg; SAR(10 g) = 0.342 W/kg

Maximum value of SAR (measured) = 0.535 W/kg

**Fig A.81**

CDMA800-BC10_CH476 Left Cheek

Date: 10/2/2019

Electronics: DAE4 Sn771

Medium: head 835 MHz

Medium parameters used: $f = 817.9$; $\sigma = 0.846$ S/m; $\epsilon_r = 43.238$; $\rho = 1000$ kg/m³

Ambient Temperature: 22.5°C, Liquid Temperature: 22.3°C

Communication System: CDMA800-BC10 817.9 Duty Cycle: 1:1

Probe: EX3DV4 – SN3617 ConvF(9.75,9.75,9.75)

Area Scan (71x121x1): Interpolated grid: dx=1.000 mm, dy=1.000 mm

Maximum value of SAR (interpolated) = 0.153 W/kg

Zoom Scan (7x7x7)/Cube 0: Measurement grid: dx=5mm, dy=5mm, dz=5mm

Reference Value = 4.81 V/m; Power Drift = 0.03 dB

Peak SAR (extrapolated) = 0.17 W/kg

SAR(1 g) = 0.187 W/kg; SAR(10 g) = 0.146 W/kg

Maximum value of SAR (measured) = 0.153 W/kg

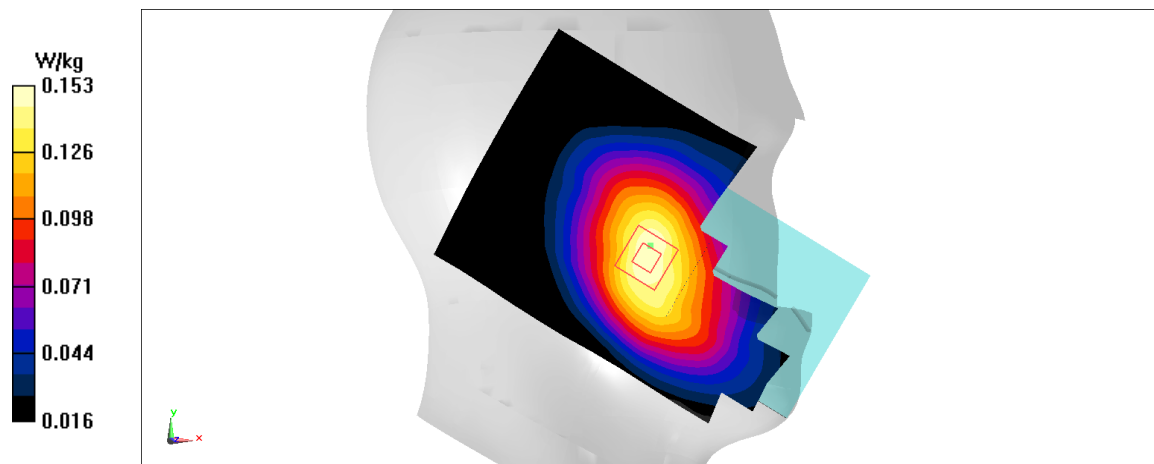


Fig A.82

CDMA800-BC10_CH476 Bottom Edge 15mm

Date: 10/2/2019

Electronics: DAE4 Sn771

Medium: body 835 MHz

Medium parameters used: $f = 817.9$; $\sigma = 0.93$ S/m; $\epsilon_r = 55.84$; $\rho = 1000$ kg/m³

Ambient Temperature: 22.5°C, Liquid Temperature: 22.3°C

Communication System: CDMA800-BC10 817.9 Duty Cycle: 1:1

Probe: EX3DV4 – SN3617 ConvF(9.61,9.61,9.61)

Area Scan (71x121x1): Interpolated grid: dx=1.000 mm, dy=1.000 mm

Maximum value of SAR (interpolated) = 0.201 W/kg

Zoom Scan (7x7x7)/Cube 0: Measurement grid: dx=5mm, dy=5mm, dz=5mm

Reference Value = 15.04 V/m; Power Drift = -0.05 dB

Peak SAR (extrapolated) = 0.222 W/kg

SAR(1 g) = 0.167 W/kg; SAR(10 g) = 0.129 W/kg

Maximum value of SAR (measured) = 0.202 W/kg

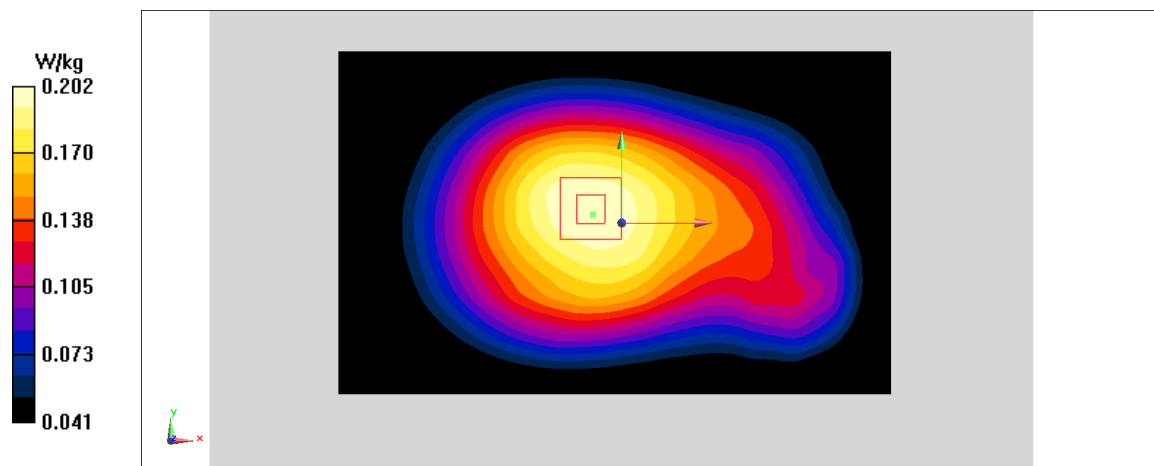


Fig A.83

CDMA800-BC10_CH476 Bottom Edge 10mm

Date: 10/2/2019

Electronics: DAE4 Sn771

Medium: body 835 MHz

Medium parameters used: $f = 817.9$; $\sigma = 0.93$ S/m; $\epsilon_r = 55.84$; $\rho = 1000$ kg/m³

Ambient Temperature: 22.5°C, Liquid Temperature: 22.3°C

Communication System: CDMA800-BC10 817.9 Duty Cycle: 1:1

Probe: EX3DV4 – SN3617 ConvF(9.61,9.61,9.61)

Area Scan (71x121x1): Interpolated grid: dx=1.000 mm, dy=1.000 mm

Maximum value of SAR (interpolated) = 0.247 W/kg

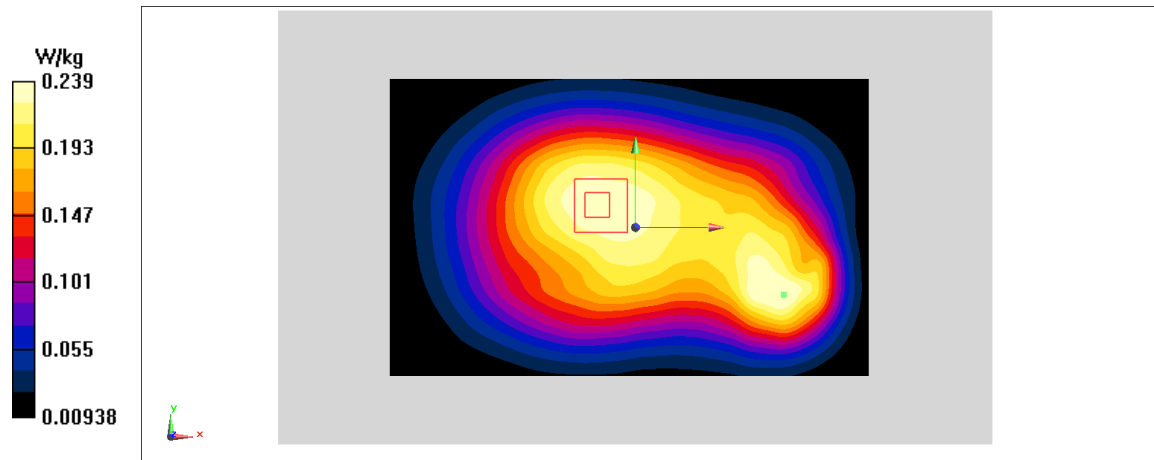
Zoom Scan (7x7x7)/Cube 0: Measurement grid: dx=5mm, dy=5mm, dz=5mm

Reference Value = 16.38 V/m; Power Drift = -0.02 dB

Peak SAR (extrapolated) = 0.286 W/kg

SAR(1 g) = 0.126 W/kg; SAR(10 g) = 0.098 W/kg

Maximum value of SAR (measured) = 0.239 W/kg

**Fig A.84**

LTE1900-FDD2_CH18900 Right Cheek

Date: 10/4/2019

Electronics: DAE4 Sn771

Medium: head 1900 MHz

Medium parameters used: $f = 1880$ MHz; $\sigma = 1.382$ mho/m; $\epsilon_r = 40.11$; $\rho = 1000$ kg/m³

Ambient Temperature: 22.5°C, Liquid Temperature: 22.3°C

Communication System: LTE1900-FDD2 1880 MHz Duty Cycle: 1:1

Probe: EX3DV4 – SN3617 ConvF(8.14,8.14,8.14)

Area Scan (71x121x1): Interpolated grid: dx=1.000 mm, dy=1.000 mm

Maximum value of SAR (interpolated) = 0.117 W/kg

Zoom Scan (7x7x7)/Cube 0: Measurement grid: dx=5mm, dy=5mm, dz=5mm

Reference Value = 6.741 V/m; Power Drift = -0.08 dB

Peak SAR (extrapolated) = 0.121 W/kg

SAR(1 g) = 0.08 W/kg; SAR(10 g) = 0.054 W/kg

Maximum value of SAR (measured) = 0.103 W/kg

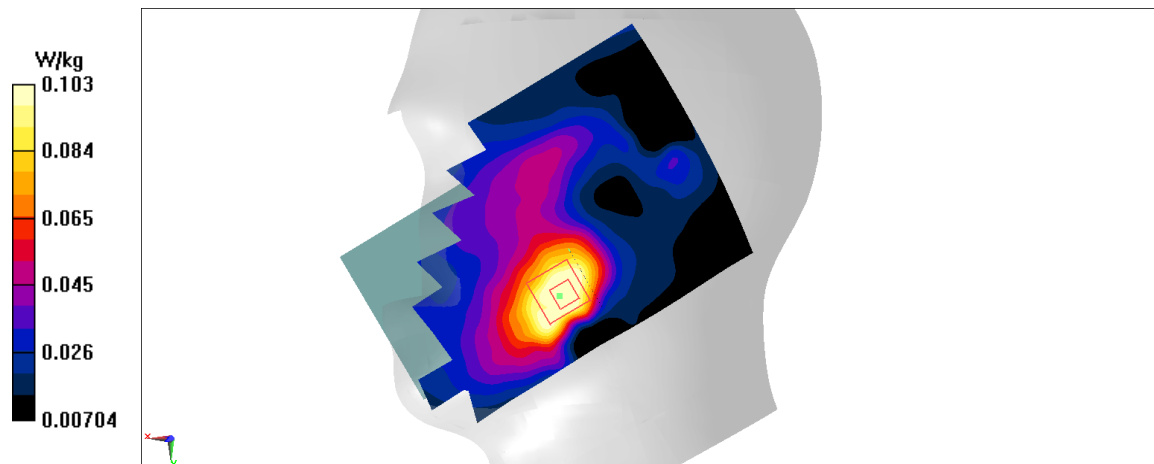


Fig A.85

LTE1900-FDD2_CH18900 Bottom Edge 10mm

Date: 10/4/2019

Electronics: DAE4 Sn771

Medium: body 1900 MHz

Medium parameters used: $f = 1880$ MHz; $\sigma = 1.529$ mho/m; $\epsilon_r = 54.19$; $\rho = 1000$ kg/m³

Ambient Temperature: 22.5°C, Liquid Temperature: 22.3°C

Communication System: LTE1900-FDD2 1880 MHz Duty Cycle: 1:1

Probe: EX3DV4 – SN3617 ConvF(7.78,7.78,7.78)

Area Scan (71x121x1): Interpolated grid: dx=1.000 mm, dy=1.000 mm

Maximum value of SAR (interpolated) = 0.693 W/kg

Zoom Scan (7x7x7)/Cube 0: Measurement grid: dx=5mm, dy=5mm, dz=5mm

Reference Value = 17.74 V/m; Power Drift = 0.05 dB

Peak SAR (extrapolated) = 0.798 W/kg

SAR(1 g) = 0.456 W/kg; SAR(10 g) = 0.261 W/kg

Maximum value of SAR (measured) = 0.662 W/kg

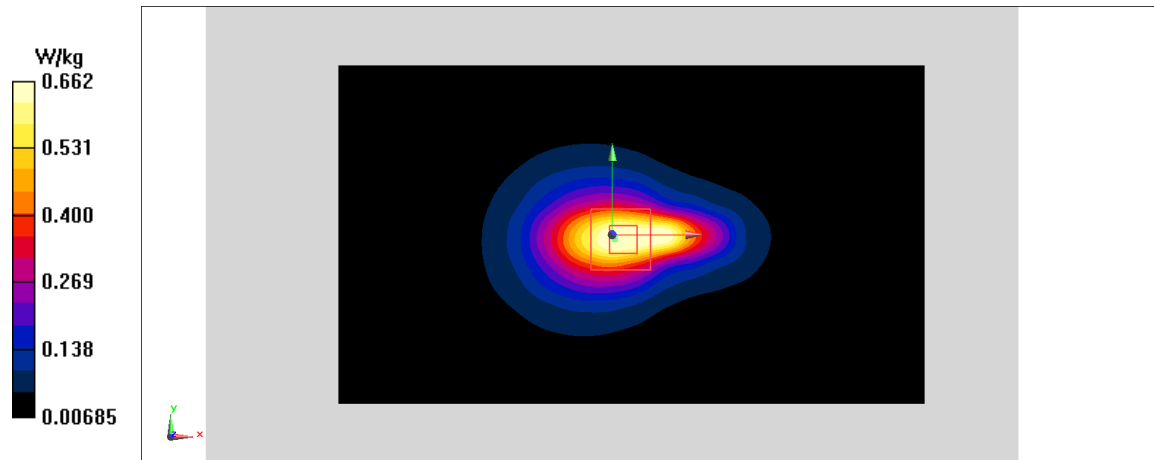


Fig A.86

LTE2500-FDD7_CH21100 Left Cheek

Date: 10/7/2019

Electronics: DAE4 Sn771

Medium: head 2600 MHz

Medium parameters used: $f = 2535$ MHz; $\sigma = 1.881$ mho/m; $\epsilon_r = 38.94$; $\rho = 1000$ kg/m³

Ambient Temperature: 22.5°C, Liquid Temperature: 22.3°C

Communication System: LTE2500-FDD7 2535 MHz Duty Cycle: 1:1

Probe: EX3DV4 – SN3617 ConvF(7.19,7.19,7.19)

Area Scan (71x121x1): Interpolated grid: dx=1.000 mm, dy=1.000 mm

Maximum value of SAR (interpolated) = 0.179 W/kg

Zoom Scan (7x7x7)/Cube 0: Measurement grid: dx=5mm, dy=5mm, dz=5mm

Reference Value = 4.53 V/m; Power Drift = -0.01 dB

Peak SAR (extrapolated) = 0.206 W/kg

SAR(1 g) = 0.116 W/kg; SAR(10 g) = 0.064 W/kg

Maximum value of SAR (measured) = 0.171 W/kg

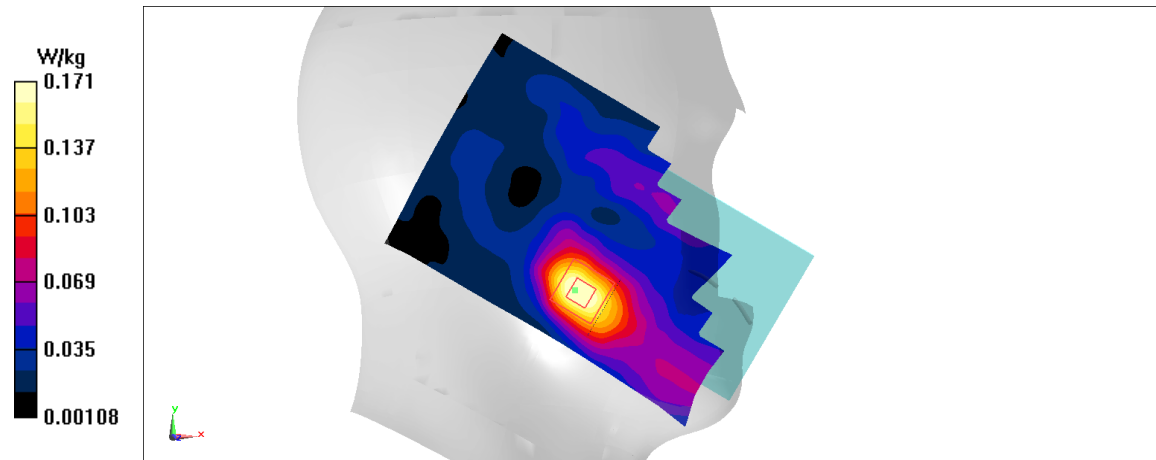


Fig A.87

LTE2500-FDD7_CH21100 Bottom Edge 15mm

Date: 10/7/2019

Electronics: DAE4 Sn771

Medium: body 2600 MHz

Medium parameters used: $f = 2535$ MHz; $\sigma = 2.116$ mho/m; $\epsilon_r = 53.23$; $\rho = 1000$ kg/m³

Ambient Temperature: 22.5°C, Liquid Temperature: 22.3°C

Communication System: LTE2500-FDD7 2535 MHz Duty Cycle: 1:1

Probe: EX3DV4 – SN3617 ConvF(7.49,7.49,7.49)

Area Scan (71x121x1): Interpolated grid: dx=1.000 mm, dy=1.000 mm

Maximum value of SAR (interpolated) = 0.7 W/kg

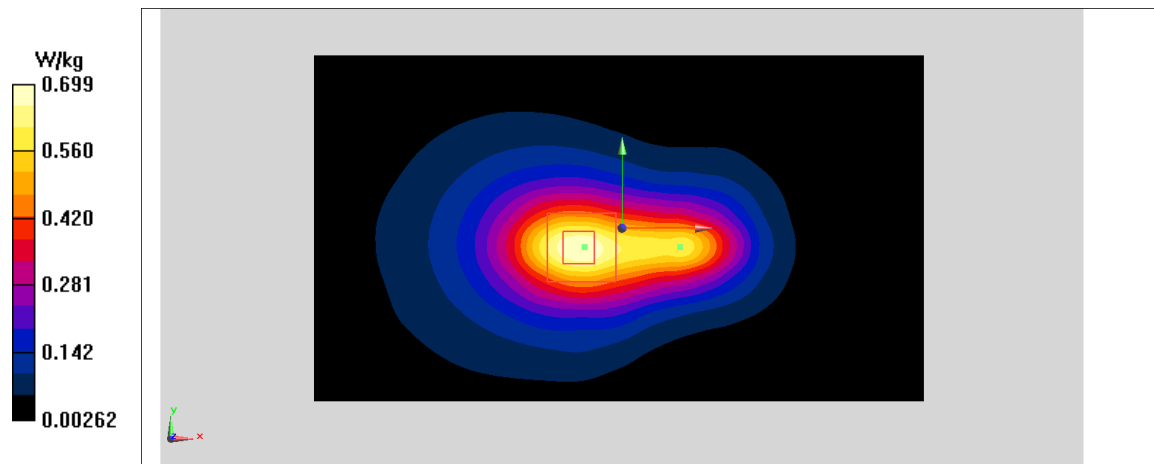
Zoom Scan (7x7x7)/Cube 0: Measurement grid: dx=5mm, dy=5mm, dz=5mm

Reference Value = 16.32 V/m; Power Drift = -0.04 dB

Peak SAR (extrapolated) = 0.855 W/kg

SAR(1 g) = 0.455 W/kg; SAR(10 g) = 0.242 W/kg

Maximum value of SAR (measured) = 0.699 W/kg

**Fig A.88**

LTE2500-FDD7_CH21100 Bottom Edge 10mm

Date: 10/7/2019

Electronics: DAE4 Sn771

Medium: body 2600 MHz

Medium parameters used: $f = 2535$ MHz; $\sigma = 2.116$ mho/m; $\epsilon_r = 53.23$; $\rho = 1000$ kg/m³

Ambient Temperature: 22.5°C, Liquid Temperature: 22.3°C

Communication System: LTE2500-FDD7 2535 MHz Duty Cycle: 1:1

Probe: EX3DV4 – SN3617 ConvF(7.49,7.49,7.49)

Area Scan (71x121x1): Interpolated grid: dx=1.000 mm, dy=1.000 mm

Maximum value of SAR (interpolated) = 0.633 W/kg

Zoom Scan (7x7x7)/Cube 0: Measurement grid: dx=5mm, dy=5mm, dz=5mm

Reference Value = 14.17 V/m; Power Drift = -0.09 dB

Peak SAR (extrapolated) = 0.752 W/kg

SAR(1 g) = 0.377 W/kg; SAR(10 g) = 0.186 W/kg

Maximum value of SAR (measured) = 0.616 W/kg

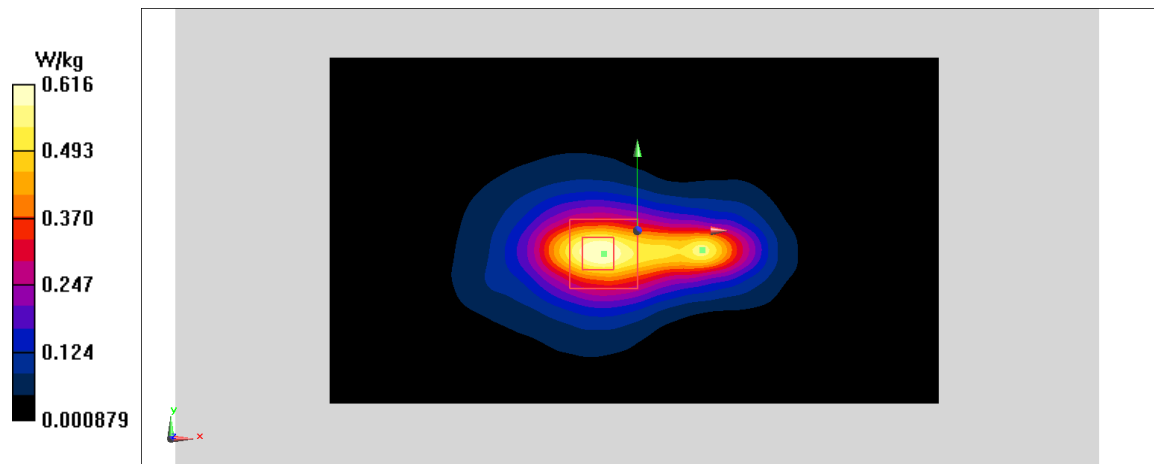


Fig A.89

LTE700-FDD12_CH23095 Left Cheek

Date: 10/1/2019

Electronics: DAE4 Sn771

Medium: head 750 MHz

Medium parameters used: $f = 707.5$ MHz; $\sigma = 0.84$ mho/m; $\epsilon_r = 41.76$; $\rho = 1000$ kg/m³

Ambient Temperature: 22.5°C, Liquid Temperature: 22.3°C

Communication System: LTE700-FDD12 707.5 MHz Duty Cycle: 1:1

Probe: EX3DV4 – SN3617 ConvF(10.03,10.03,10.03)

Area Scan (71x121x1): Interpolated grid: dx=1.000 mm, dy=1.000 mm

Maximum value of SAR (interpolated) = 0.126 W/kg

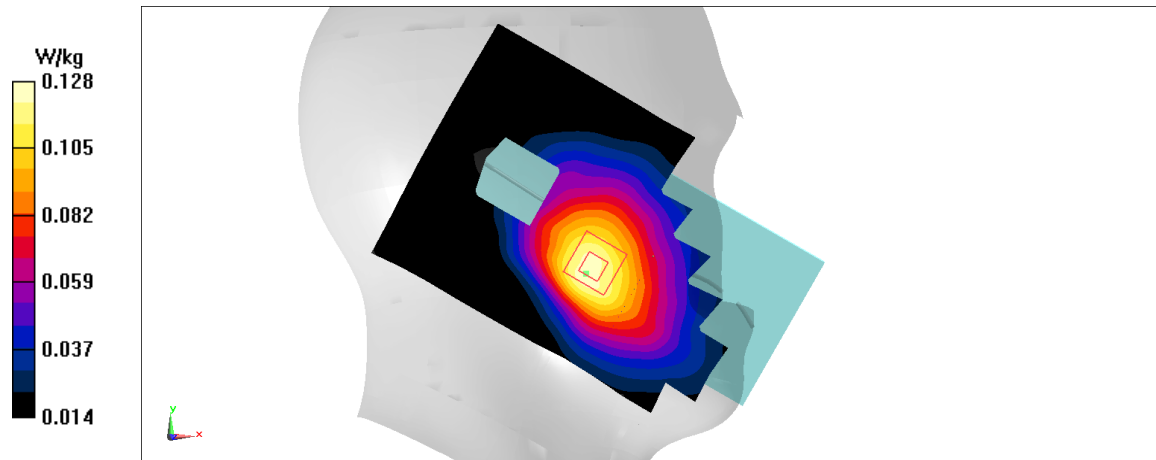
Zoom Scan (7x7x7)/Cube 0: Measurement grid: dx=5mm, dy=5mm, dz=5mm

Reference Value = 4.27 V/m; Power Drift = 0.02 dB

Peak SAR (extrapolated) = 0.134 W/kg

SAR(1 g) = 0.115 W/kg; SAR(10 g) = 0.085 W/kg

Maximum value of SAR (measured) = 0.128 W/kg

**Fig A.90**

LTE700-FDD12_CH23095 Front

Date: 10/1/2019

Electronics: DAE4 Sn771

Medium: body 750 MHz

Medium parameters used: $f = 707.5$ MHz; $\sigma = 0.923$ mho/m; $\epsilon_r = 56.38$; $\rho = 1000$ kg/m³

Ambient Temperature: 22.5°C, Liquid Temperature: 22.3°C

Communication System: LTE700-FDD12 707.5 MHz Duty Cycle: 1:1

Probe: EX3DV4 – SN3617 ConvF(9.85,9.85,9.85)

Area Scan (71x121x1): Interpolated grid: dx=1.000 mm, dy=1.000 mm

Maximum value of SAR (interpolated) = 0.243 W/kg

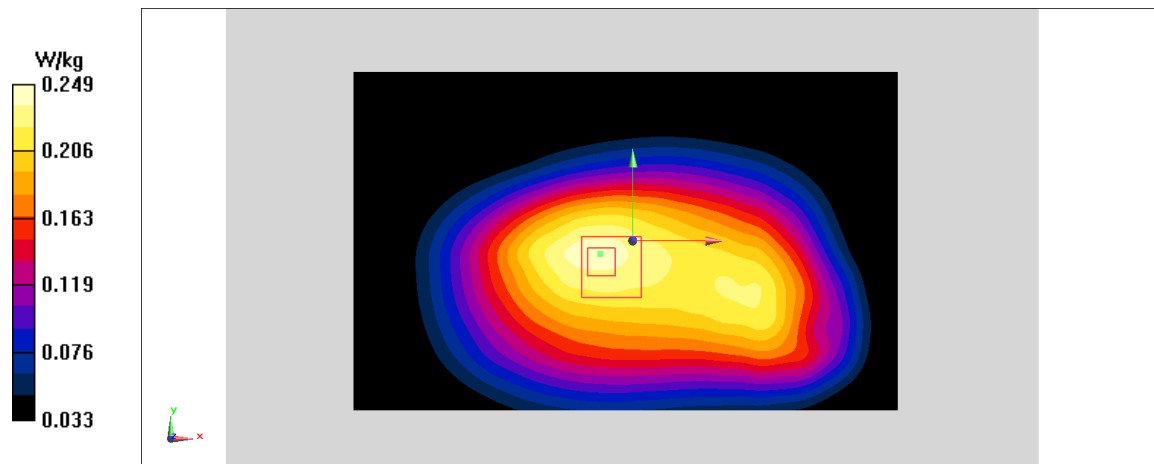
Zoom Scan (7x7x7)/Cube 0: Measurement grid: dx=5mm, dy=5mm, dz=5mm

Reference Value = 16.58 V/m; Power Drift = 0.18 dB

Peak SAR (extrapolated) = 0.276 W/kg

SAR(1 g) = 0.205 W/kg; SAR(10 g) = 0.16 W/kg

Maximum value of SAR (measured) = 0.249 W/kg

**Fig A.91**

LTE1900-FDD25_CH26140 Right Cheek

Date: 10/1/2019

Electronics: DAE4 Sn771

Medium: head 750 MHz

Medium parameters used: $f = 1860$ MHz; $\sigma = 1.452$ S/m; $\epsilon_r = 40.975$; $\rho = 1000$ kg/m³

Ambient Temperature: 22.5°C, Liquid Temperature: 22.3°C

Communication System: LTE1900-FDD25 1860 MHz Duty Cycle: 1:1

Probe: EX3DV4 – SN3617 ConvF(10.03,10.03,10.03)

Area Scan (71x121x1): Interpolated grid: dx=1.000 mm, dy=1.000 mm

Maximum value of SAR (interpolated) = 0.311 W/kg

Zoom Scan (7x7x7)/Cube 0: Measurement grid: dx=5mm, dy=5mm, dz=5mm

Reference Value = 6.353 V/m; Power Drift = -0.09 dB

Peak SAR (extrapolated) = 0.333 W/kg

SAR(1 g) = 0.219 W/kg; SAR(10 g) = 0.14 W/kg

Maximum value of SAR (measured) = 0.287 W/kg

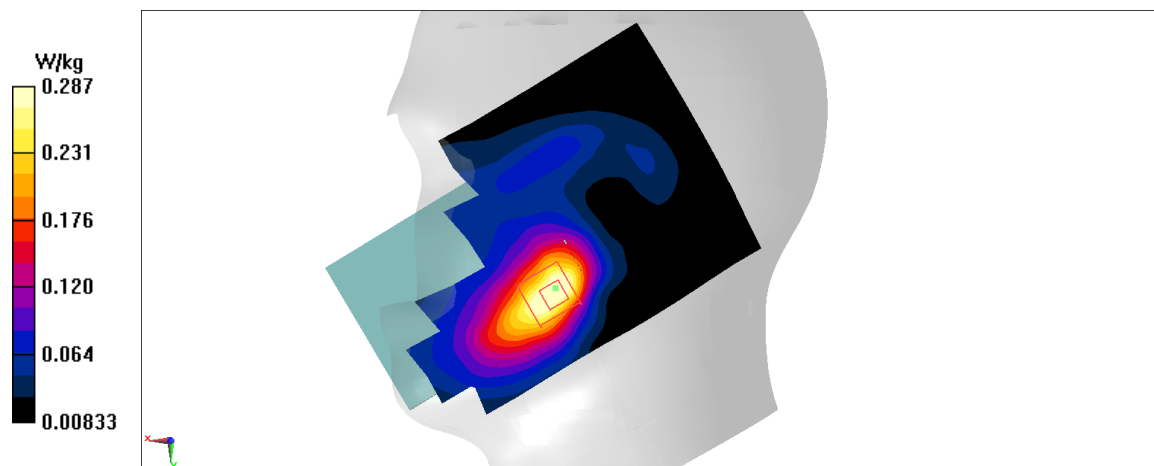


Fig A.96

LTE1900-FDD25_CH26140 Bottom Edge 15mm

Date: 10/1/2019

Electronics: DAE4 Sn771

Medium: body 750 MHz

Medium parameters used: $f = 1860$ MHz; $\sigma = 1.573$ S/m; $\epsilon_r = 53.517$; $\rho = 1000$ kg/m³

Ambient Temperature: 22.5°C, Liquid Temperature: 22.3°C

Communication System: LTE1900-FDD25 1860 MHz Duty Cycle: 1:1

Probe: EX3DV4 – SN3617 ConvF(9.85,9.85,9.85)

Area Scan (71x121x1): Interpolated grid: dx=1.000 mm, dy=1.000 mm

Maximum value of SAR (interpolated) = 0.834 W/kg

Zoom Scan (7x7x7)/Cube 0: Measurement grid: dx=5mm, dy=5mm, dz=5mm

Reference Value = 22.06 V/m; Power Drift = 0.01 dB

Peak SAR (extrapolated) = 0.987 W/kg

SAR(1 g) = 0.583 W/kg; SAR(10 g) = 0.346 W/kg

Maximum value of SAR (measured) = 0.833 W/kg

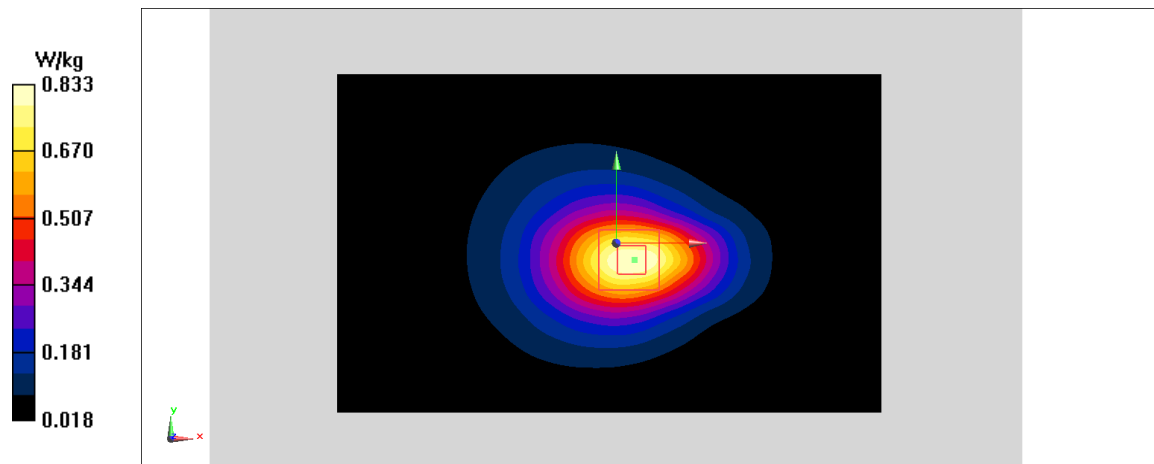


Fig A.97

LTE1900-FDD25_CH26140 Bottom Edge 10mm

Date: 10/1/2019

Electronics: DAE4 Sn771

Medium: body 750 MHz

Medium parameters used: $f = 1860$ MHz; $\sigma = 1.573$ S/m; $\epsilon_r = 53.517$; $\rho = 1000$ kg/m³

Ambient Temperature: 22.5°C, Liquid Temperature: 22.3°C

Communication System: LTE1900-FDD25 1860 MHz Duty Cycle: 1:1

Probe: EX3DV4 – SN3617 ConvF(9.85,9.85,9.85)

Area Scan (71x121x1): Interpolated grid: dx=1.000 mm, dy=1.000 mm

Maximum value of SAR (interpolated) = 0.54 W/kg

Zoom Scan (7x7x7)/Cube 0: Measurement grid: dx=5mm, dy=5mm, dz=5mm

Reference Value = 16.98 V/m; Power Drift = -0.02 dB

Peak SAR (extrapolated) = 0.658 W/kg

SAR(1 g) = 0.503 W/kg; SAR(10 g) = 0.285 W/kg

Maximum value of SAR (measured) = 0.555 W/kg

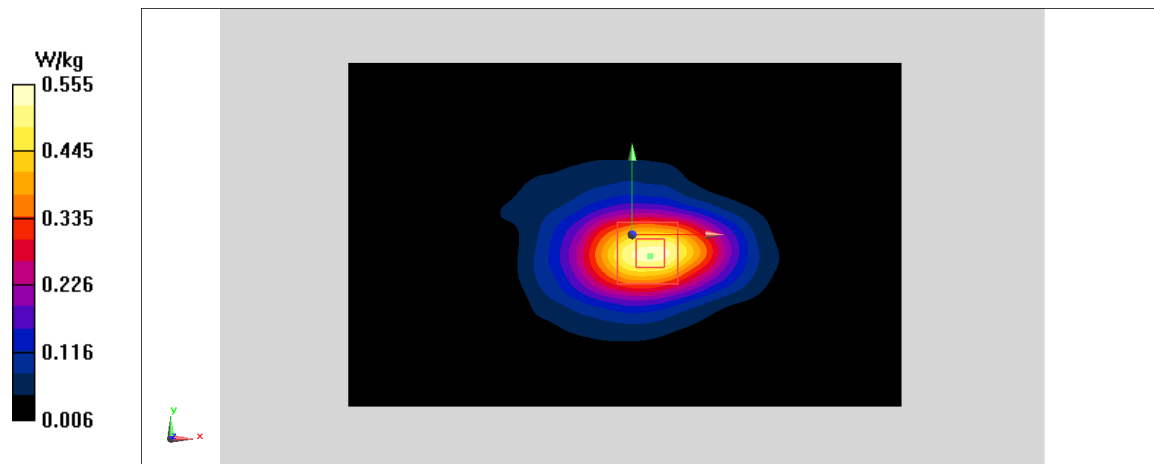


Fig A.98

LTE850-FDD26_CH26965 Left Cheek

Date: 10/1/2019

Electronics: DAE4 Sn771

Medium: head 750 MHz

Medium parameters used: $f = 841.5$ MHz; $\sigma = 0.857$ S/m; $\epsilon_r = 43.178$; $\rho = 1000$ kg/m³

Ambient Temperature: 22.5°C, Liquid Temperature: 22.3°C

Communication System: LTE850-FDD26 841.5 MHz Duty Cycle: 1:1

Probe: EX3DV4 – SN3617 ConvF(10.03,10.03,10.03)

Area Scan (71x121x1): Interpolated grid: dx=1.000 mm, dy=1.000 mm

Maximum value of SAR (interpolated) = 0.146 W/kg

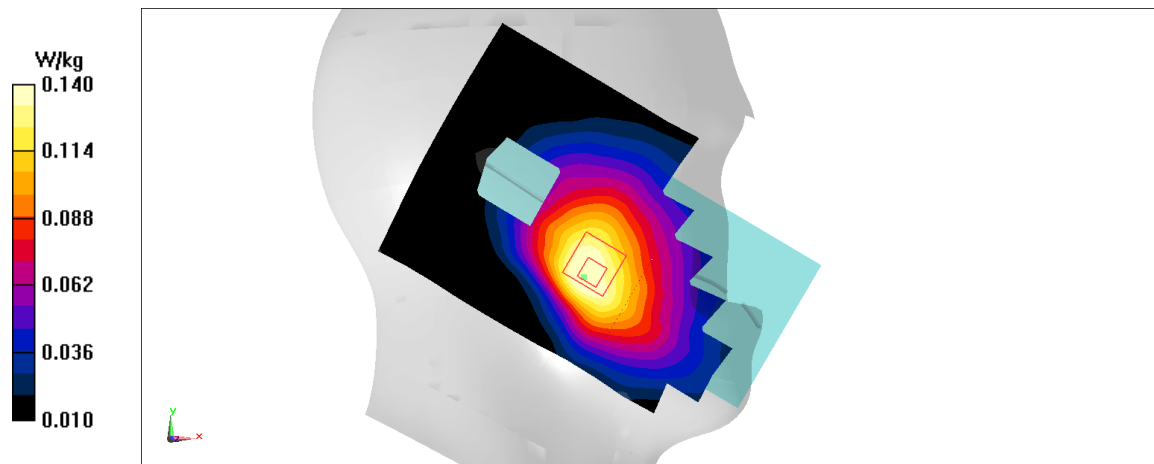
Zoom Scan (7x7x7)/Cube 0: Measurement grid: dx=5mm, dy=5mm, dz=5mm

Reference Value = 4.468 V/m; Power Drift = -0.05 dB

Peak SAR (extrapolated) = 0.153 W/kg

SAR(1 g) = 0.121 W/kg; SAR(10 g) = 0.095 W/kg

Maximum value of SAR (measured) = 0.14 W/kg

**Fig A.99**

LTE850-FDD26_CH26965 Rear 10mm

Date: 10/1/2019

Electronics: DAE4 Sn771

Medium: body 750 MHz

Medium parameters used: $f = 841.5$ MHz; $\sigma = 0.94$ S/m; $\epsilon_r = 55.775$; $\rho = 1000$ kg/m³

Ambient Temperature: 22.5°C, Liquid Temperature: 22.3°C

Communication System: LTE850-FDD26 841.5 MHz Duty Cycle: 1:1

Probe: EX3DV4 – SN3617 ConvF(9.85,9.85,9.85)

Area Scan (71x121x1): Interpolated grid: dx=1.000 mm, dy=1.000 mm

Maximum value of SAR (interpolated) = 0.234 W/kg

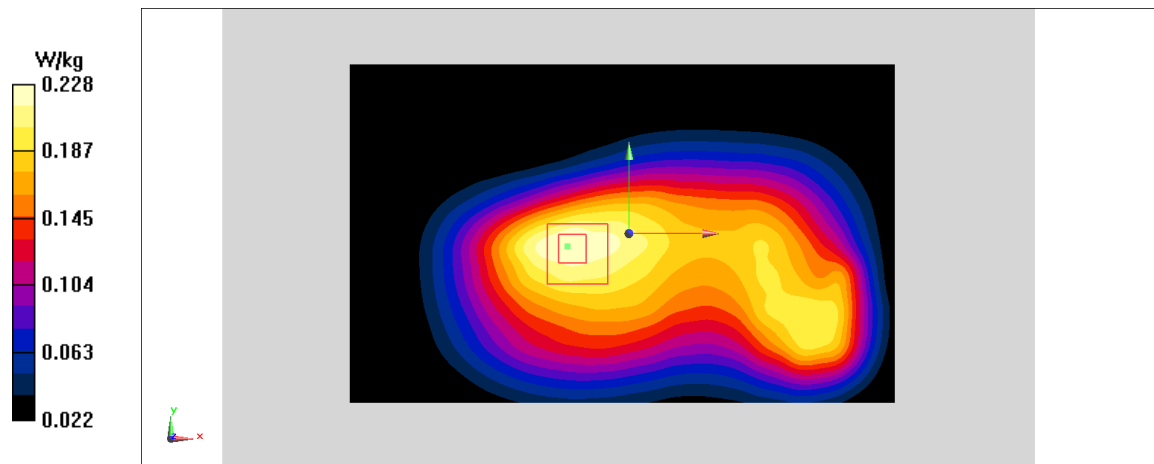
Zoom Scan (7x7x7)/Cube 0: Measurement grid: dx=5mm, dy=5mm, dz=5mm

Reference Value = 15.37 V/m; Power Drift = -0.01 dB

Peak SAR (extrapolated) = 0.251 W/kg

SAR(1 g) = 0.186 W/kg; SAR(10 g) = 0.139 W/kg

Maximum value of SAR (measured) = 0.228 W/kg

**Fig A.100**

LTE2500-TDD41_CH41490 Left Cheek

Date: 10/7/2019

Electronics: DAE4 Sn771

Medium: head 2600 MHz

Medium parameters used: $f = 2680$ MHz; $\sigma = 2.019$ mho/m; $\epsilon_r = 38.76$; $\rho = 1000$ kg/m³

Ambient Temperature: 22.5°C, Liquid Temperature: 22.3°C

Communication System: LTE2500-TDD41 2680 MHz Duty Cycle: 1:1.58

Probe: EX3DV4 – SN3617 ConvF(6.92,6.92,6.92)

Area Scan (71x121x1): Interpolated grid: dx=1.000 mm, dy=1.000 mm

Maximum value of SAR (interpolated) = 0.149 W/kg

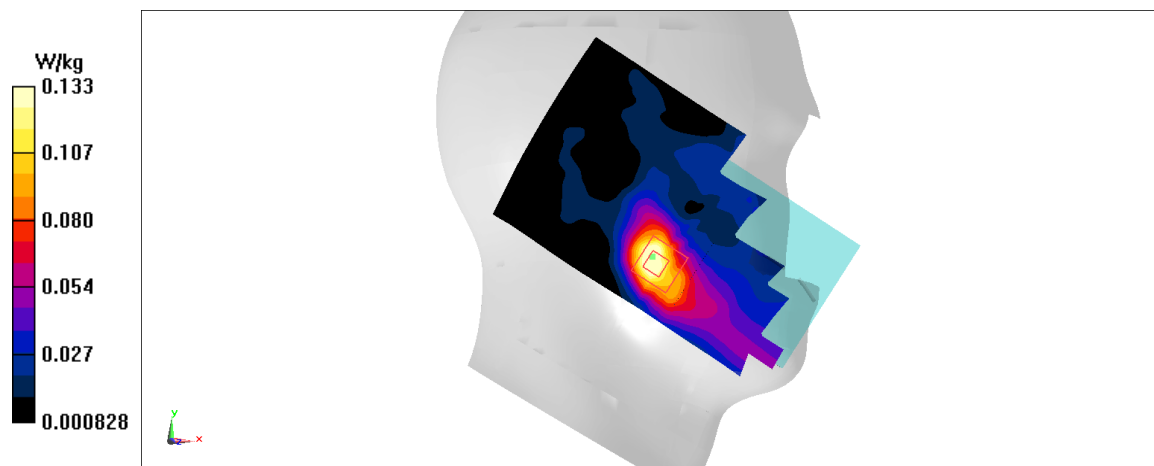
Zoom Scan (7x7x7)/Cube 0: Measurement grid: dx=5mm, dy=5mm, dz=5mm

Reference Value = 2.452 V/m; Power Drift = -0.02 dB

Peak SAR (extrapolated) = 0.159 W/kg

SAR(1 g) = 0.089 W/kg; SAR(10 g) = 0.049 W/kg

Maximum value of SAR (measured) = 0.133 W/kg

**Fig A.104**

LTE2500-TDD41_CH41490 Bottom Edge 15mm

Date: 10/7/2019

Electronics: DAE4 Sn771

Medium: body 2600 MHz

Medium parameters used: $f = 2680$ MHz; $\sigma = 2.254$ mho/m; $\epsilon_r = 53.05$; $\rho = 1000$ kg/m³

Ambient Temperature: 22.5°C, Liquid Temperature: 22.3°C

Communication System: LTE2500-TDD41 2680 MHz Duty Cycle: 1:1.58

Probe: EX3DV4 – SN3617 ConvF(7.06,7.06,7.06)

Area Scan (71x121x1): Interpolated grid: dx=1.000 mm, dy=1.000 mm

Maximum value of SAR (interpolated) = W/kg

Zoom Scan (7x7x7)/Cube 0: Measurement grid: dx=5mm, dy=5mm, dz=5mm

Reference Value = V/m; Power Drift = 0.19 dB

Peak SAR (extrapolated) = W/kg

SAR(1 g) = 0.279 W/kg; SAR(10 g) = 0.151 W/kg

Maximum value of SAR (measured) = W/kg

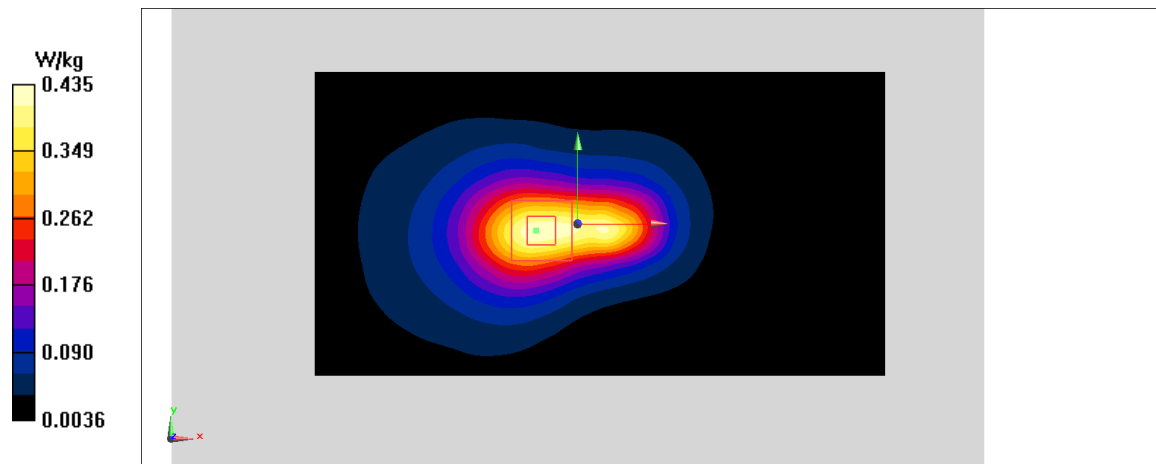


Fig A.105

LTE2500-TDD41_CH41490 Bottom Edge 10mm

Date: 10/7/2019

Electronics: DAE4 Sn771

Medium: body 2600 MHz

Medium parameters used: $f = 2680$ MHz; $\sigma = 2.254$ mho/m; $\epsilon_r = 53.05$; $\rho = 1000$ kg/m³

Ambient Temperature: 22.5°C, Liquid Temperature: 22.3°C

Communication System: LTE2500-TDD41 2680 MHz Duty Cycle: 1:1.58

Probe: EX3DV4 – SN3617 ConvF(7.06,7.06,7.06)

Area Scan (71x121x1): Interpolated grid: dx=1.000 mm, dy=1.000 mm

Maximum value of SAR (interpolated) = W/kg

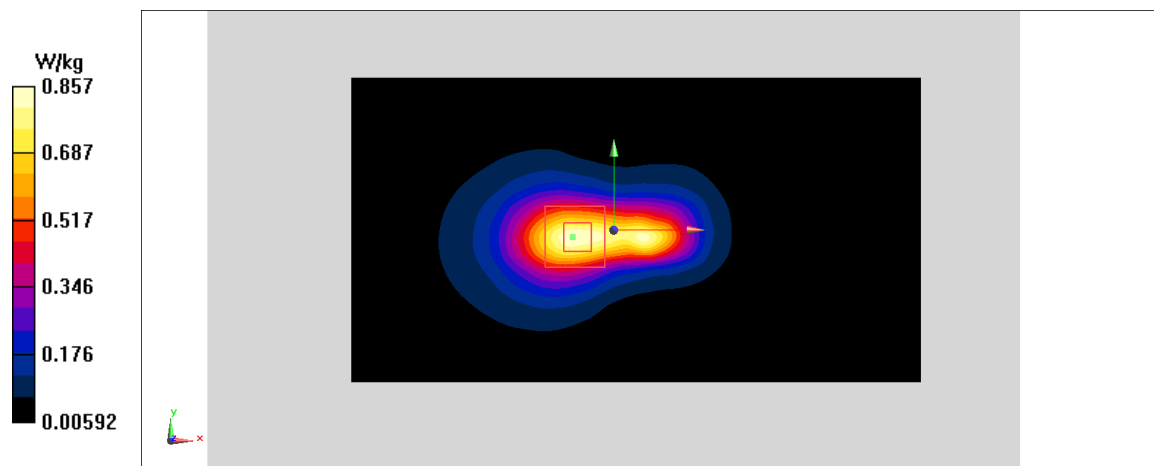
Zoom Scan (7x7x7)/Cube 0: Measurement grid: dx=5mm, dy=5mm, dz=5mm

Reference Value = V/m; Power Drift = 0.14 dB

Peak SAR (extrapolated) = W/kg

SAR(1 g) = 0.405 W/kg; SAR(10 g) = 0.205 W/kg

Maximum value of SAR (measured) = W/kg

**Fig A.106**

LTE2500-TDD41_CH39750 Left Cheek

Date: 10/7/2019

Electronics: DAE4 Sn771

Medium: head 2600 MHz

Medium parameters used: $f = 2506$ MHz; $\sigma = 1.854$ mho/m; $\epsilon_r = 38.97$; $\rho = 1000$ kg/m³

Ambient Temperature: 22.5°C, Liquid Temperature: 22.3°C

Communication System: LTE2500-TDD41 2506 MHz Duty Cycle: 1:1.58

Probe: EX3DV4 – SN3617 ConvF(6.92,6.92,6.92)

Area Scan (71x121x1): Interpolated grid: dx=1.000 mm, dy=1.000 mm

Maximum value of SAR (interpolated) = 0.227 W/kg

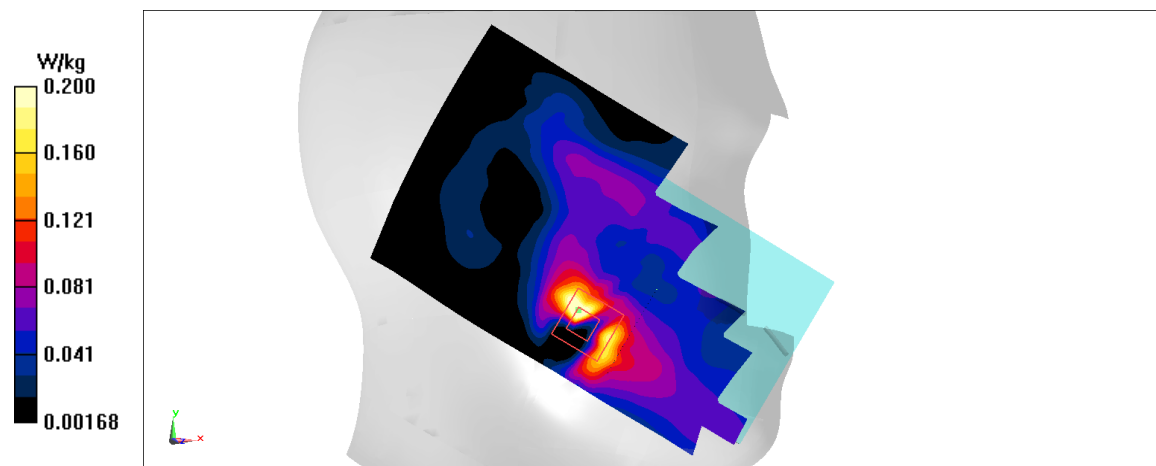
Zoom Scan (7x7x7)/Cube 0: Measurement grid: dx=5mm, dy=5mm, dz=5mm

Reference Value = 4.028 V/m; Power Drift = -0.01 dB

Peak SAR (extrapolated) = 0.235 W/kg

SAR(1 g) = 0.139 W/kg; SAR(10 g) = 0.079 W/kg

Maximum value of SAR (measured) = 0.2 W/kg

**Fig A.107**

LTE2500-TDD41_CH39750 Bottom Edge 15mm

Date: 10/7/2019

Electronics: DAE4 Sn771

Medium: body 2600 MHz

Medium parameters used: $f = 2506$ MHz; $\sigma = 2.089$ mho/m; $\epsilon_r = 53.26$; $\rho = 1000$ kg/m³

Ambient Temperature: 22.5°C, Liquid Temperature: 22.3°C

Communication System: LTE2500-TDD41 2506 MHz Duty Cycle: 1:1.58

Probe: EX3DV4 – SN3617 ConvF(7.06,7.06,7.06)

Area Scan (71x121x1): Interpolated grid: dx=1.000 mm, dy=1.000 mm

Maximum value of SAR (interpolated) = 0.565 W/kg

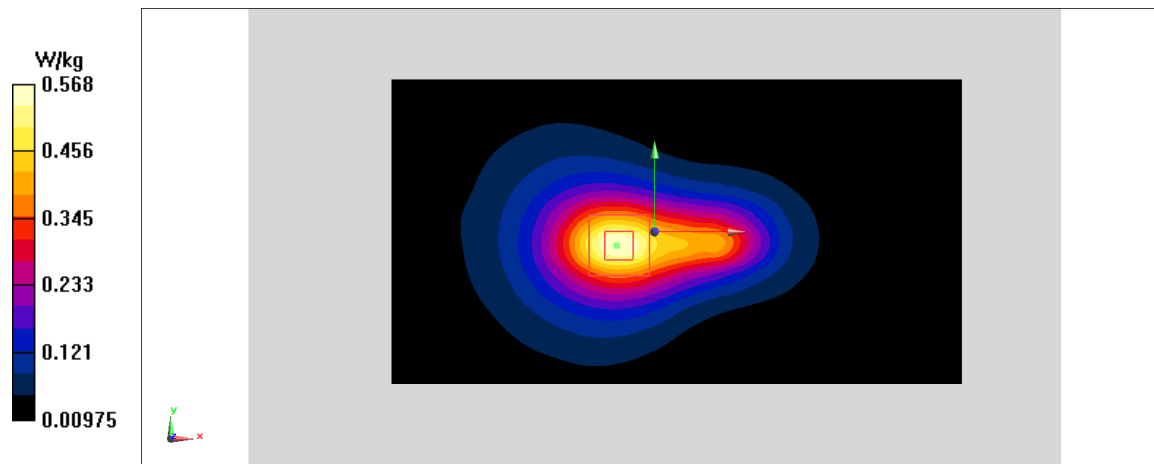
Zoom Scan (7x7x7)/Cube 0: Measurement grid: dx=5mm, dy=5mm, dz=5mm

Reference Value = 12.33 V/m; Power Drift = 0.06 dB

Peak SAR (extrapolated) = 0.677 W/kg

SAR(1 g) = 0.381 W/kg; SAR(10 g) = 0.21 W/kg

Maximum value of SAR (measured) = 0.568 W/kg

**Fig A.108**

LTE2500-TDD41_CH41490 Bottom Edge 10mm

Date: 10/7/2019

Electronics: DAE4 Sn771

Medium: body 2600 MHz

Medium parameters used: $f = 2680$ MHz; $\sigma = 2.254$ mho/m; $\epsilon_r = 53.05$; $\rho = 1000$ kg/m³

Ambient Temperature: 22.5°C, Liquid Temperature: 22.3°C

Communication System: LTE2500-TDD41 2680 MHz Duty Cycle: 1:1.58

Probe: EX3DV4 – SN3617 ConvF(7.06,7.06,7.06)

Area Scan (71x121x1): Interpolated grid: dx=1.000 mm, dy=1.000 mm

Maximum value of SAR (interpolated) = 0.268 W/kg

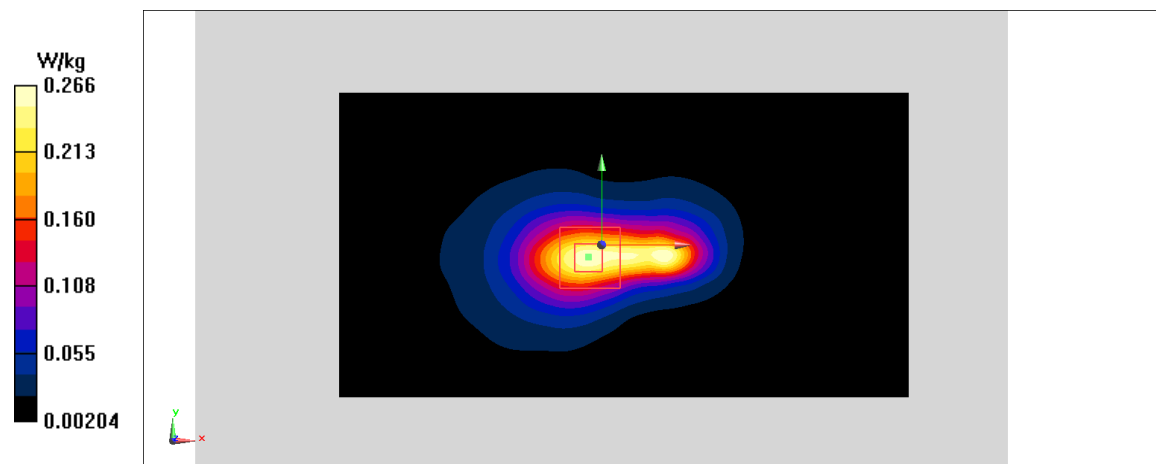
Zoom Scan (7x7x7)/Cube 0: Measurement grid: dx=5mm, dy=5mm, dz=5mm

Reference Value = 8.677 V/m; Power Drift = 0.05 dB

Peak SAR (extrapolated) = 0.33 W/kg

SAR(1 g) = 0.336 W/kg; SAR(10 g) = 0.17 W/kg

Maximum value of SAR (measured) = 0.266 W/kg

**Fig A.109**

LTE1700-FDD66_CH132072 Right Cheek

Date: 10/3/2019

Electronics: DAE4 Sn771

Medium: head 1750 MHz

Medium parameters used: $f = 2680$ MHz; $\sigma = 2.266$ mho/m; $\epsilon_r = 38.73$; $\rho = 1000$ kg/m³

Ambient Temperature: 22.5°C, Liquid Temperature: 22.3°C

Communication System: LTE1700-FDD66 2680 MHz Duty Cycle: 1:1

Probe: EX3DV4 – SN3617 ConvF(8.38,8.38,8.38)

Area Scan (71x121x1): Interpolated grid: dx=1.000 mm, dy=1.000 mm

Maximum value of SAR (interpolated) = 0.256 W/kg

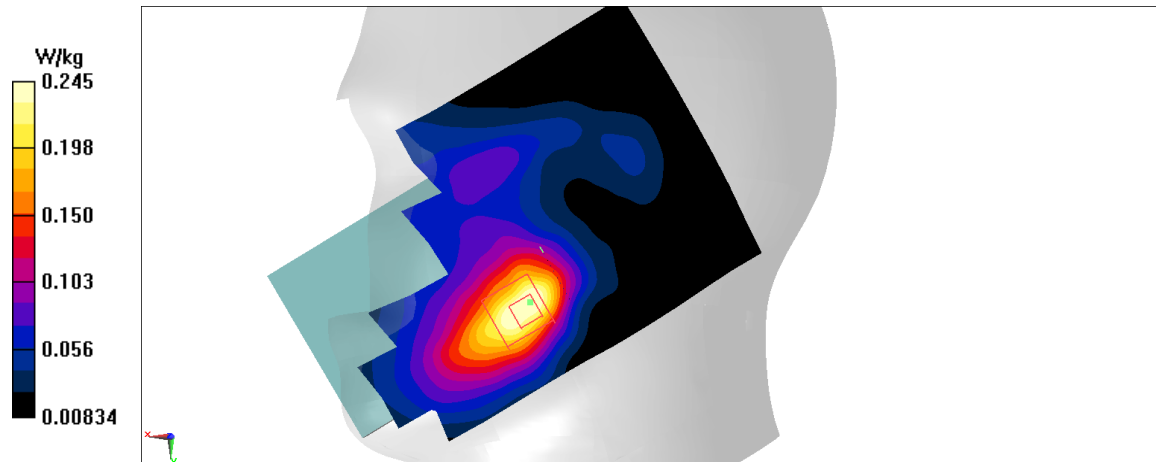
Zoom Scan (7x7x7)/Cube 0: Measurement grid: dx=5mm, dy=5mm, dz=5mm

Reference Value = 6.335 V/m; Power Drift = -0.09 dB

Peak SAR (extrapolated) = 0.28 W/kg

SAR(1 g) = 0.19 W/kg; SAR(10 g) = 0.125 W/kg

Maximum value of SAR (measured) = 0.245 W/kg

**Fig A.110**

LTE1700-FDD66_CH132072 Bottom Edge 15mm

Date: 10/3/2019

Electronics: DAE4 Sn771

Medium: body 1750 MHz

Medium parameters used: $f = 2680$ MHz; $\sigma = 2.36$ mho/m; $\epsilon_r = 52.14$; $\rho = 1000$ kg/m³

Ambient Temperature: 22.5°C, Liquid Temperature: 22.3°C

Communication System: LTE1700-FDD66 2680 MHz Duty Cycle: 1:1

Probe: EX3DV4 – SN3617 ConvF(8.03,8.03,8.03)

Area Scan (71x121x1): Interpolated grid: dx=1.000 mm, dy=1.000 mm

Maximum value of SAR (interpolated) = 0.702 W/kg

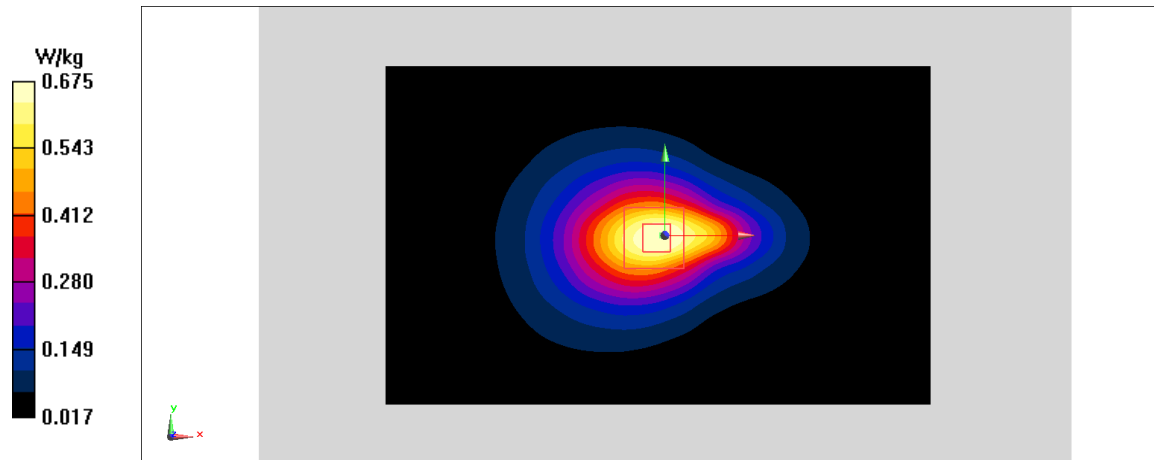
Zoom Scan (7x7x7)/Cube 0: Measurement grid: dx=5mm, dy=5mm, dz=5mm

Reference Value = 22.18 V/m; Power Drift = -0.02 dB

Peak SAR (extrapolated) = 0.799 W/kg

SAR(1 g) = 0.475 W/kg; SAR(10 g) = 0.286 W/kg

Maximum value of SAR (measured) = 0.675 W/kg

**Fig A.111**

LTE1700-FDD66_CH132072 Bottom Edge 10mm

Date: 10/3/2019

Electronics: DAE4 Sn771

Medium: body 1750 MHz

Medium parameters used: $f = 2680$ MHz; $\sigma = 2.36$ mho/m; $\epsilon_r = 52.14$; $\rho = 1000$ kg/m³

Ambient Temperature: 22.5°C, Liquid Temperature: 22.3°C

Communication System: LTE1700-FDD66 2680 MHz Duty Cycle: 1:1

Probe: EX3DV4 – SN3617 ConvF(8.03,8.03,8.03)

Area Scan (71x121x1): Interpolated grid: dx=1.000 mm, dy=1.000 mm

Maximum value of SAR (interpolated) = 1.13 W/kg

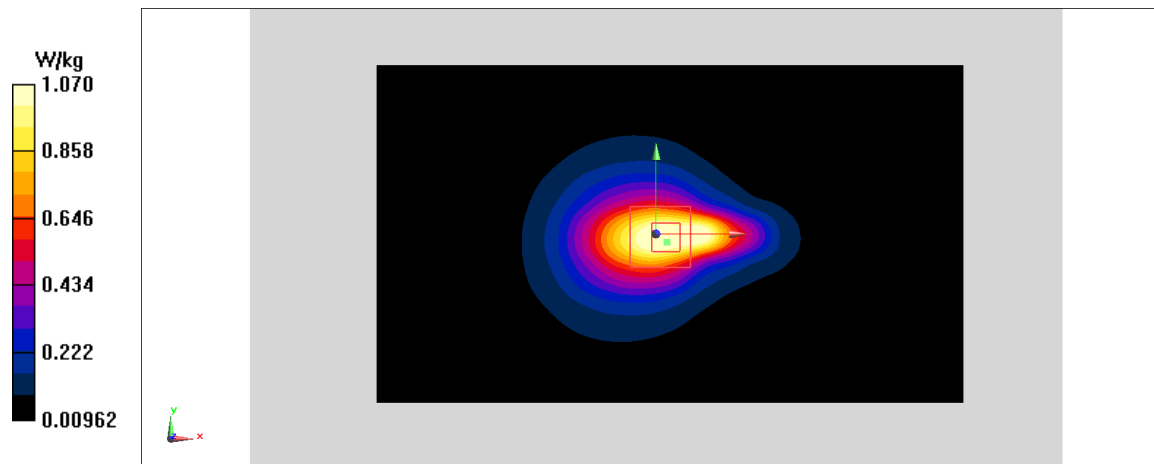
Zoom Scan (7x7x7)/Cube 0: Measurement grid: dx=5mm, dy=5mm, dz=5mm

Reference Value = 23.69 V/m; Power Drift = 0.01 dB

Peak SAR (extrapolated) = 1.29 W/kg

SAR(1 g) = 0.757 W/kg; SAR(10 g) = 0.443 W/kg

Maximum value of SAR (measured) = 1.07 W/kg

**Fig A.112**

LTE700-FDD71_CH133222 Left Cheek

Date: 10/1/2019

Electronics: DAE4 Sn771

Medium: head 750 MHz

Medium parameters used: $f = 2680$ MHz; $\sigma = 2.714$ mho/m; $\epsilon_r = 39.39$; $\rho = 1000$ kg/m³

Ambient Temperature: 22.5°C, Liquid Temperature: 22.3°C

Communication System: LTE700-FDD71 2680 MHz Duty Cycle: 1:1

Probe: EX3DV4 – SN3617 ConvF(10.03,10.03,10.03)

Area Scan (71x121x1): Interpolated grid: dx=1.000 mm, dy=1.000 mm

Maximum value of SAR (interpolated) = 0.0816 W/kg

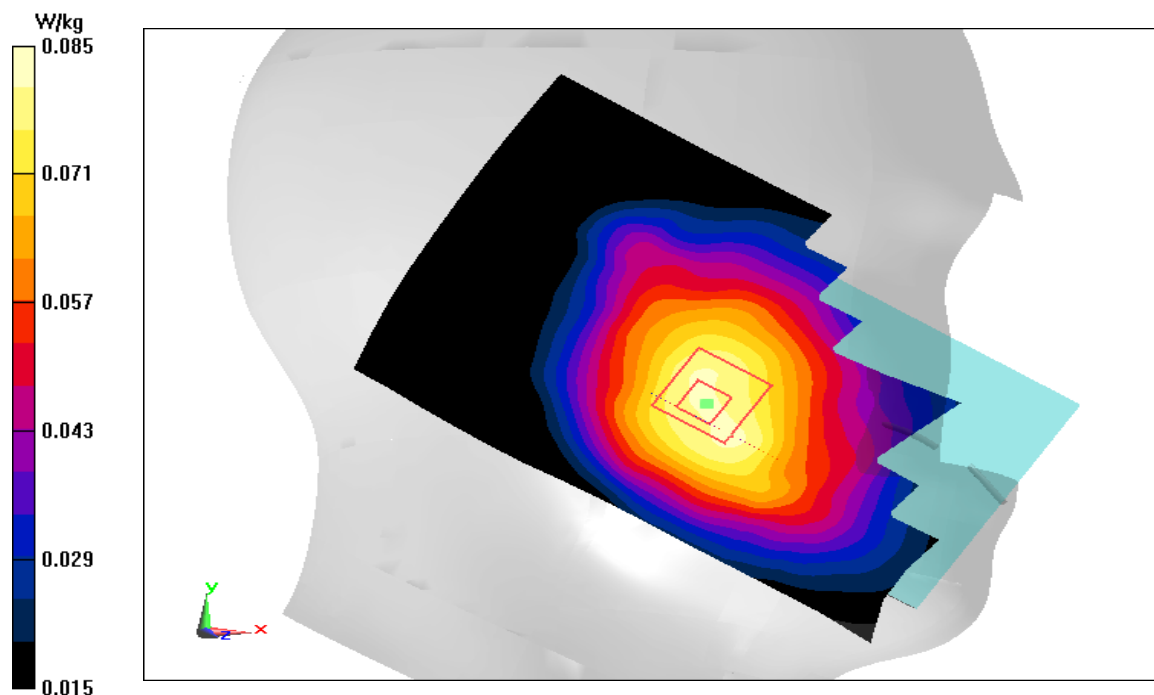
Zoom Scan (7x7x7)/Cube 0: Measurement grid: dx=5mm, dy=5mm, dz=5mm

Reference Value = 3.84 V/m; Power Drift = -0.08 dB

Peak SAR (extrapolated) = 0.09 W/kg

SAR(1 g) = 0.075 W/kg; SAR(10 g) = 0.062 W/kg

Maximum value of SAR (measured) = 0.0849 W/kg

**Fig A.113**

LTE700-FDD71_CH133222 Rear 10mm

Date: 10/1/2019

Electronics: DAE4 Sn771

Medium: body 750 MHz

Medium parameters used: $f = 2680$ MHz; $\sigma = 2.796$ mho/m; $\epsilon_r = 54.01$; $\rho = 1000$ kg/m³

Ambient Temperature: 22.5°C, Liquid Temperature: 22.3°C

Communication System: LTE700-FDD71 2680 MHz Duty Cycle: 1:1

Probe: EX3DV4 – SN3617 ConvF(9.85,9.85,9.85)

Area Scan (71x121x1): Interpolated grid: dx=1.000 mm, dy=1.000 mm

Maximum value of SAR (interpolated) = 0.166 W/kg

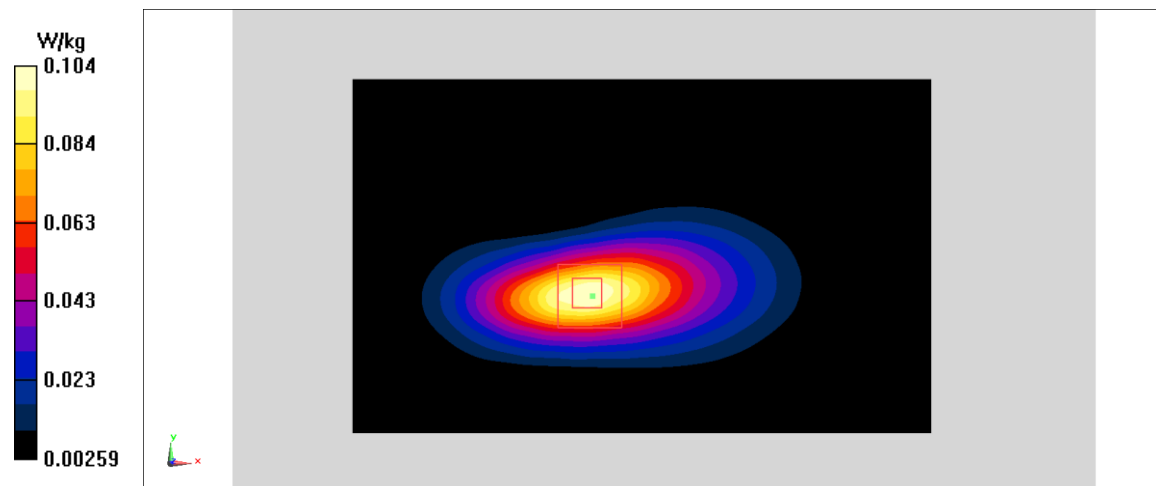
Zoom Scan (7x7x7)/Cube 0: Measurement grid: dx=5mm, dy=5mm, dz=5mm

Reference Value = 10.17 V/m; Power Drift = -0.08 dB

Peak SAR (extrapolated) = 0.12 W/kg

SAR(1 g) = 0.083 W/kg; SAR(10 g) = 0.062 W/kg

Maximum value of SAR (measured) = 0.104 W/kg

**Fig A.114**

WLAN2450_CH11 Left Cheek

Date: 10/6/2019

Electronics: DAE4 Sn771

Medium: head 2450 MHz

Medium parameters used: $f = 2462$; $\sigma = 1.798$ mho/m; $\epsilon_r = 38.75$; $\rho = 1000$ kg/m³

Ambient Temperature: 22.5°C, Liquid Temperature: 22.3°C

Communication System: WLAN2450 2462 Duty Cycle: 1:1

Probe: EX3DV4 – SN3617 ConvF(7.62,7.62,7.62)

Area Scan (71x121x1): Interpolated grid: dx=1.000 mm, dy=1.000 mm

Maximum value of SAR (interpolated) = 0.682 W/kg

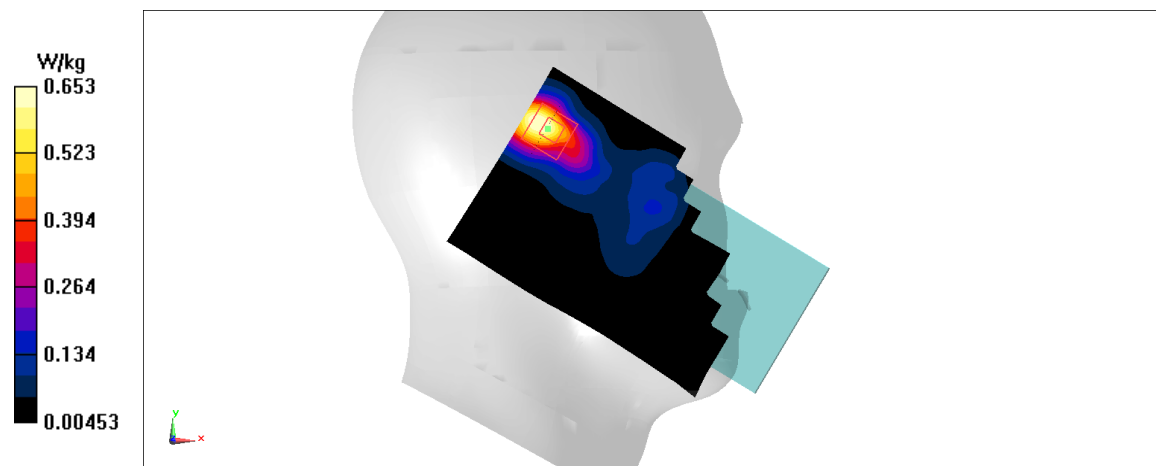
Zoom Scan (7x7x7)/Cube 0: Measurement grid: dx=5mm, dy=5mm, dz=5mm

Reference Value = 6.271 V/m; Power Drift = 0.05 dB

Peak SAR (extrapolated) = 0.869 W/kg

SAR(1 g) = 0.422 W/kg; SAR(10 g) = 0.2 W/kg

Maximum value of SAR (measured) = 0.653 W/kg

**Fig A.112**

WLAN2450_CH11 Rear 10mm

Date: 10/6/2019

Electronics: DAE4 Sn771

Medium: body 2450 MHz

Medium parameters used: $f = 2462$; $\sigma = 1.982$ mho/m; $\epsilon_r = 52.58$; $\rho = 1000$ kg/m³

Ambient Temperature: 22.5°C, Liquid Temperature: 22.3°C

Communication System: WLAN2450 2462 Duty Cycle: 1:1

Probe: EX3DV4 – SN3617 ConvF(7.79,7.79,7.79)

Area Scan (71x121x1): Interpolated grid: dx=1.000 mm, dy=1.000 mm

Maximum value of SAR (interpolated) = 0.508 W/kg

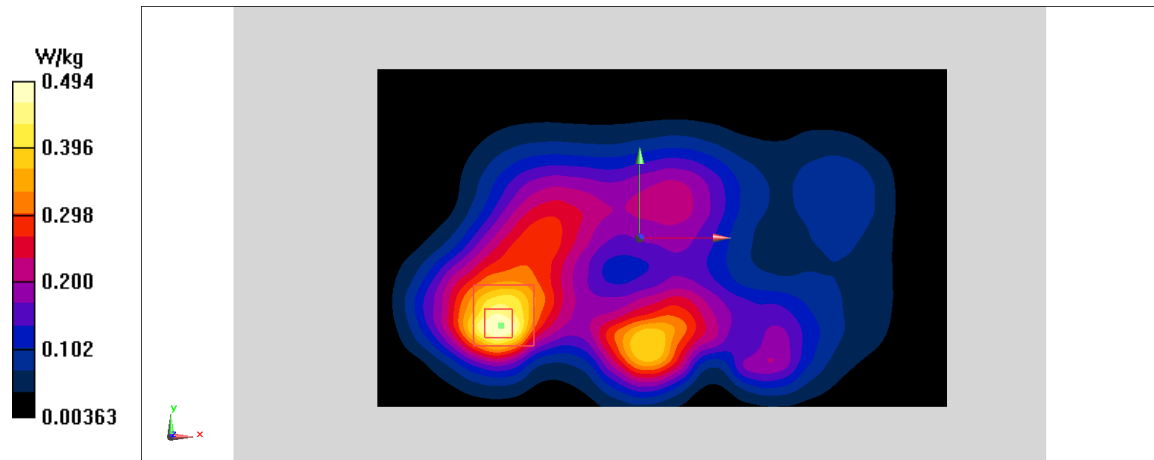
Zoom Scan (7x7x7)/Cube 0: Measurement grid: dx=5mm, dy=5mm, dz=5mm

Reference Value = 8.353 V/m; Power Drift = -0.02 dB

Peak SAR (extrapolated) = 0.633 W/kg

SAR(1 g) = 0.351 W/kg; SAR(10 g) = 0.184 W/kg

Maximum value of SAR (measured) = 0.494 W/kg

**Fig A.113**

UNII-1_CH142 Left Tilt

Date: 10/8/2019

Electronics: DAE4 Sn771

Medium: head 5250 MHz

Medium parameters used: $f = 5710$; $\sigma = 5.161$ mho/m; $\epsilon_r = 35.9$; $\rho = 1000$ kg/m³

Ambient Temperature: 22.5°C, Liquid Temperature: 22.3°C

Communication System: UNII-1 5710 Duty Cycle: 1:1

Probe: EX3DV4 – SN3617 ConvF(5.39,5.39,5.39)

Area Scan (71x121x1): Interpolated grid: dx=1.000 mm, dy=1.000 mm

Maximum value of SAR (interpolated) = 0.66 W/kg

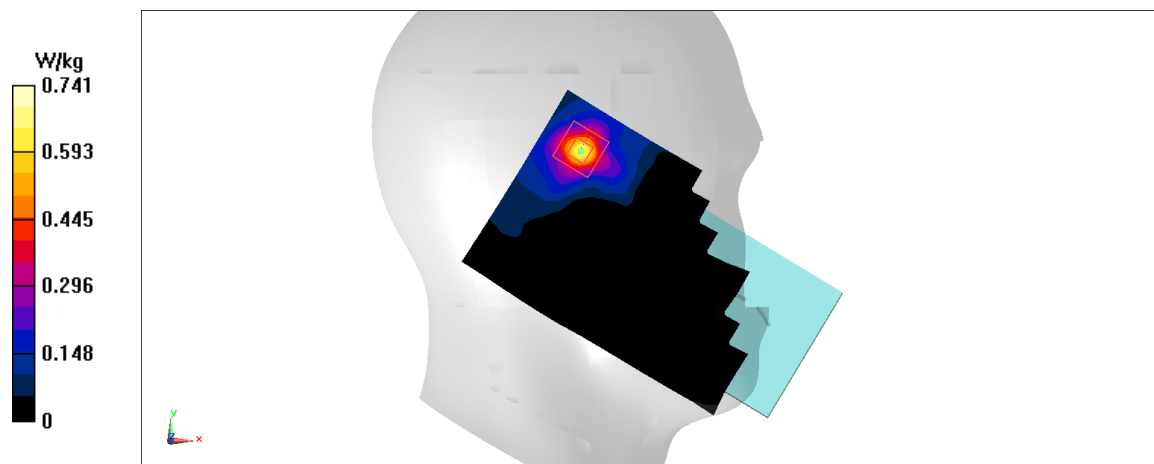
Zoom Scan (7x7x7)/Cube 0: Measurement grid: dx=5mm, dy=5mm, dz=5mm

Reference Value = 5.785 V/m; Power Drift = -0.05 dB

Peak SAR (extrapolated) = 1.3 W/kg

SAR(1 g) = 0.299 W/kg; SAR(10 g) = 0.097 W/kg

Maximum value of SAR (measured) = 0.741 W/kg

**Fig A.114**

UNII-3_CH155 Rear 10mm

Date: 10/10/2019

Electronics: DAE4 Sn771

Medium: body 5750 MHz

Medium parameters used: $f = 5775$; $\sigma = 5.409$ mho/m; $\epsilon_r = 47.62$; $\rho = 1000$ kg/m³

Ambient Temperature: 22.5°C, Liquid Temperature: 22.3°C

Communication System: UNII-3 5775 Duty Cycle: 1:1

Probe: EX3DV4 – SN3617 ConvF(4.36,4.36,4.36)

Area Scan (71x121x1): Interpolated grid: dx=1.000 mm, dy=1.000 mm

Maximum value of SAR (interpolated) = 1.04 W/kg

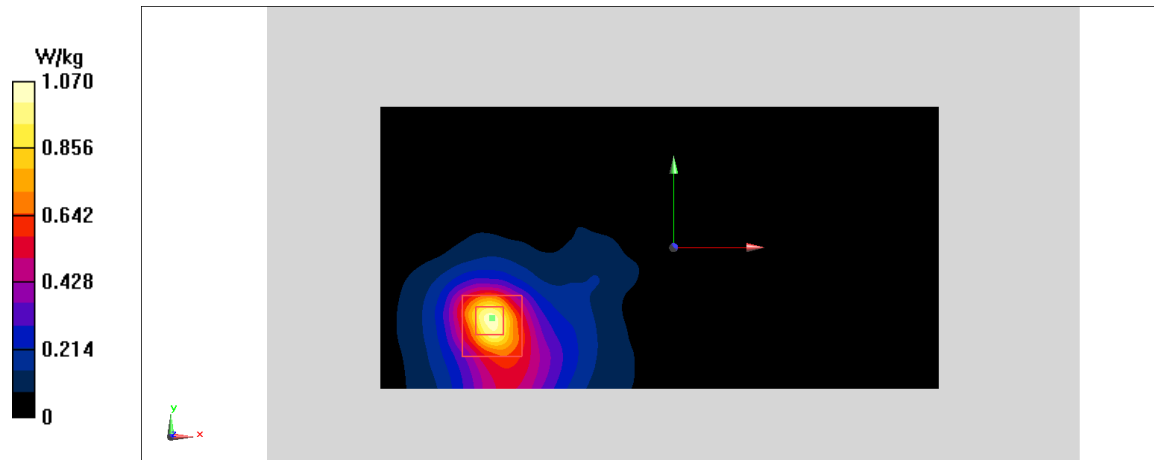
Zoom Scan (7x7x7)/Cube 0: Measurement grid: dx=5mm, dy=5mm, dz=5mm

Reference Value = 3.12 V/m; Power Drift =0.08 dB

Peak SAR (extrapolated) = 1.87 W/kg

SAR(1 g) = 0.348 W/kg; SAR(10 g) = 0.130 W/kg

Maximum value of SAR (measured) = 1.07 W/kg

**Fig A.115**

UNII-3_CH159 Rear 15mm

Date: 10/10/2019

Electronics: DAE4 Sn771

Medium: body 5750 MHz

Medium parameters used: $f = 5795$; $\sigma = 5.447$ mho/m; $\epsilon_r = 47.58$; $\rho = 1000$ kg/m³

Ambient Temperature: 22.5°C, Liquid Temperature: 22.3°C

Communication System: UNII-3 5795 Duty Cycle: 1:1

Probe: EX3DV4 – SN3617 ConvF(4.36,4.36,4.36)

Area Scan (71x121x1): Interpolated grid: dx=1.000 mm, dy=1.000 mm

Maximum value of SAR (interpolated) = 1.12 W/kg

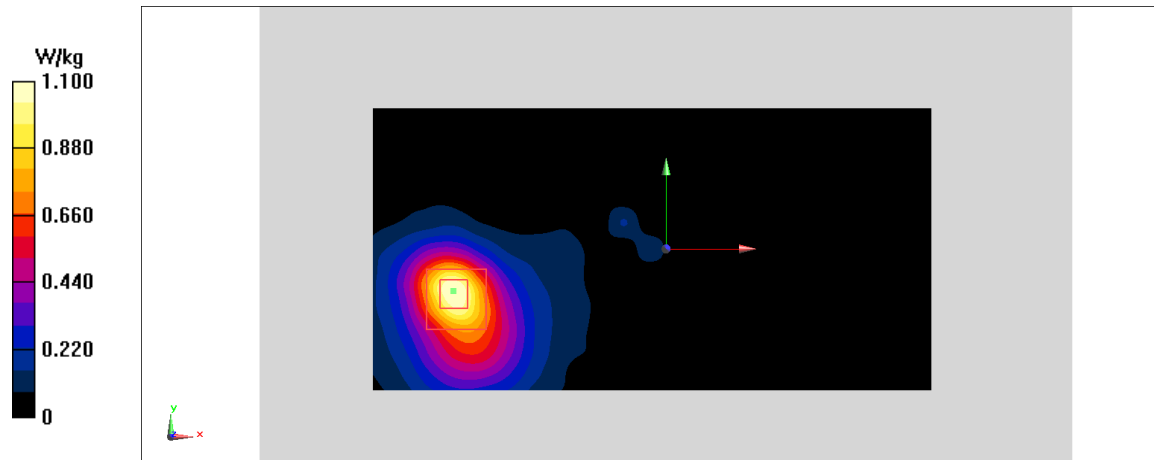
Zoom Scan (7x7x7)/Cube 0: Measurement grid: dx=5mm, dy=5mm, dz=5mm

Reference Value = 2.671 V/m; Power Drift = -0.09 dB

Peak SAR (extrapolated) = 1.92 W/kg

SAR(1 g) = 0.463 W/kg; SAR(10 g) = 0.175 W/kg

Maximum value of SAR (measured) = 1.1 W/kg

**Fig A.116**

UNII-3_CH38 Rear 15mm

Date: 10/10/2019

Electronics: DAE4 Sn771

Medium: body 5750 MHz

Medium parameters used: $f = 5190$; $\sigma = 4.872$ mho/m; $\epsilon_r = 48.3$; $\rho = 1000$ kg/m³

Ambient Temperature: 22.5°C, Liquid Temperature: 22.3°C

Communication System: UNII-3 5190 Duty Cycle: 1:1

Probe: EX3DV4 – SN3617 ConvF(4.36,4.36,4.36)

Area Scan (71x121x1): Interpolated grid: dx=1.000 mm, dy=1.000 mm

Maximum value of SAR (interpolated) = 1.12 W/kg

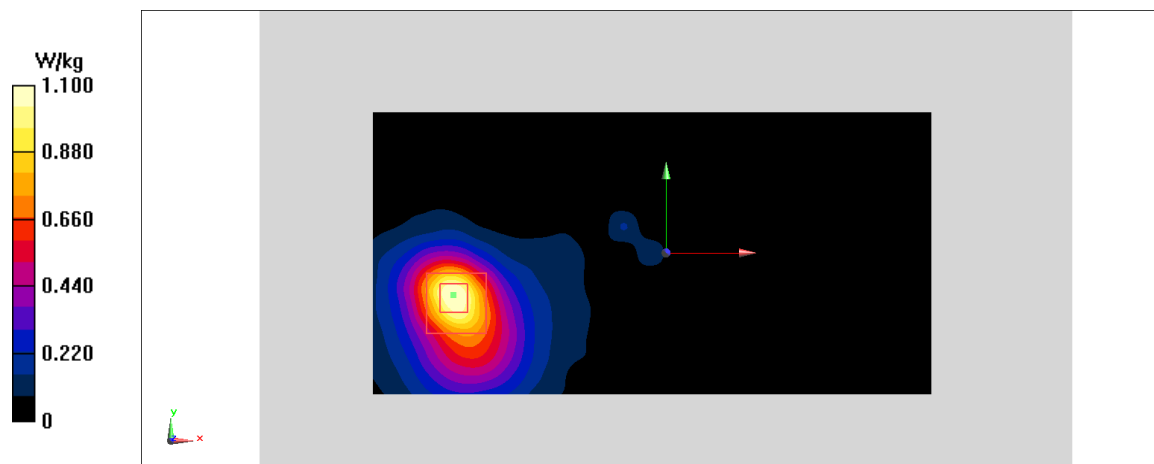
Zoom Scan (7x7x7)/Cube 0: Measurement grid: dx=5mm, dy=5mm, dz=5mm

Reference Value = 2.671 V/m; Power Drift = -0.08 dB

Peak SAR (extrapolated) = 1.92 W/kg

SAR(1 g) = 0.463 W/kg; SAR(10 g) = 0.175 W/kg

Maximum value of SAR (measured) = 1.1 W/kg

**Fig A.117**

N71_CH137600 Right Check

Date: 10/1/2019

Electronics: DAE4 Sn771

Medium: body 750 MHz

Medium parameters used: $f = 688 \text{ MHz}$; $\sigma = 0.819 \text{ mho/m}$; $\epsilon_r = 41.942$; $\rho = 1000 \text{ kg/m}^3$

Ambient Temperature: 22.5°C , Liquid Temperature: 22.3°C

Communication System: n71 704 MHz Duty Cycle: 1:1

Probe: EX3DV4 – SN3617 ConvF(9.85,9.85,9.85)

Area Scan (81x131x1): Interpolated grid: $dx=1.500 \text{ mm}$, $dy=1.500 \text{ mm}$

Maximum value of SAR (interpolated) = 0.625 W/kg

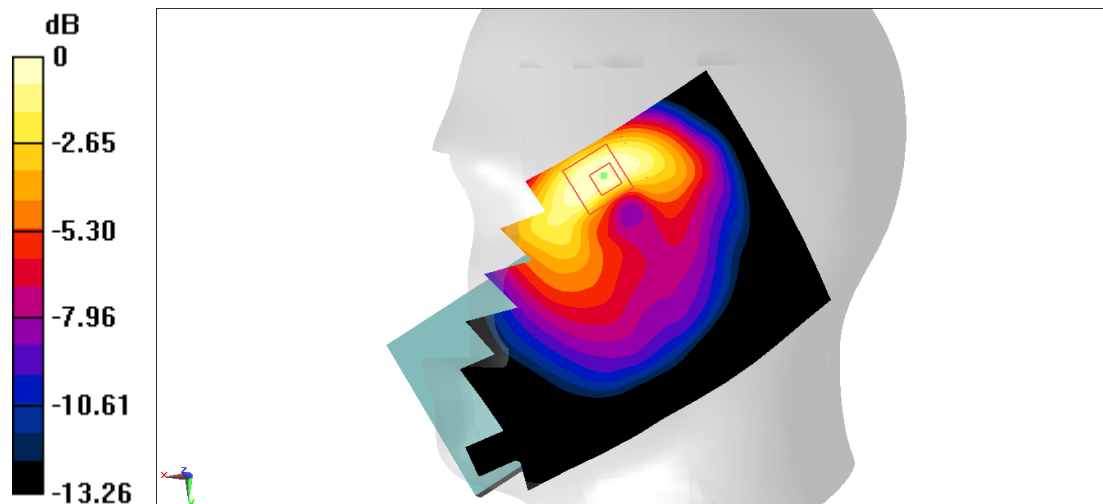
Zoom Scan (5x5x7)/Cube 0: Measurement grid: $dx=8\text{mm}$, $dy=8\text{mm}$, $dz=5\text{mm}$

Reference Value = 8.522 V/m ; Power Drift = -0.06 dB

Peak SAR (extrapolated) = 0.803 W/kg

SAR(1 g) = 0.46 W/kg ; SAR(10 g) = 0.268 W/kg

Maximum value of SAR (measured) = 0.566 W/kg



$0 \text{ dB} = 0.566 \text{ W/kg} = -2.47 \text{ dBW/kg}$

Fig A.118

N71_CH137600 Left Edge 10mm

Date: 10/1/2019

Electronics: DAE4 Sn771

Medium: body 750 MHz

Medium parameters used: $f = 688$ MHz; $\sigma = 0.887$ mho/m; $\epsilon_r = 55.993$; $\rho = 1000$ kg/m³

Ambient Temperature: 22.5°C, Liquid Temperature: 22.3°C

Communication System: n71 707.5 MHz Duty Cycle: 1:1

Probe: EX3DV4 – SN3617 ConvF(9.85,9.85,9.85)

Area Scan (171x91x1): Interpolated grid: dx=1.000 mm, dy=1.000 mm

Maximum value of SAR (interpolated) = 0.575 W/kg

Zoom Scan (8x8x7)/Cube 0: Measurement grid: dx=4mm, dy=4mm,

dz=1.4mm

Reference Value = 20.37 V/m; Power Drift = -0.09 dB

Peak SAR (extrapolated) = 0.756 W/kg

SAR(1 g) = 0.432 W/kg; SAR(10 g) = 0.267 W/kg

Maximum value of SAR (measured) = 0.607 W/kg

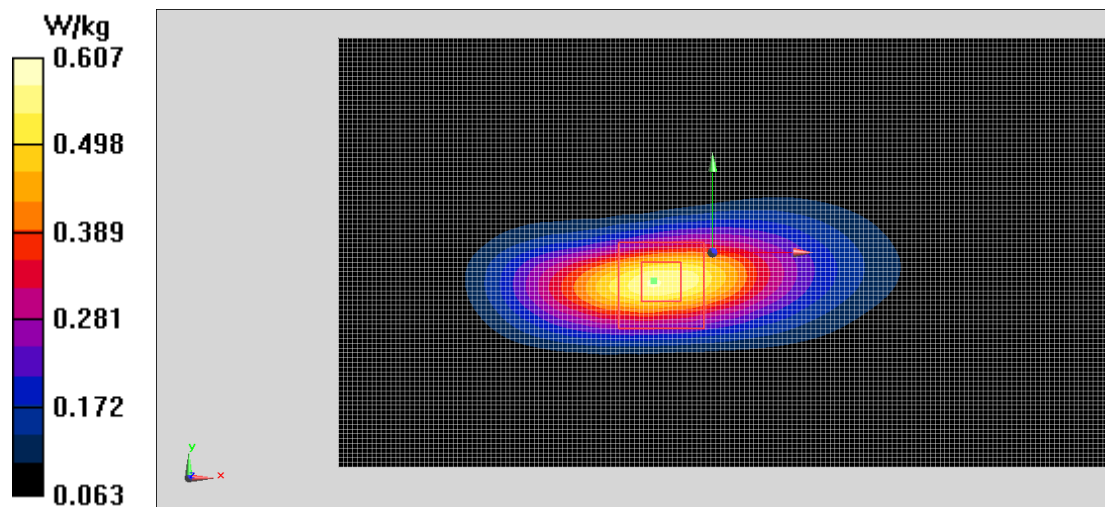
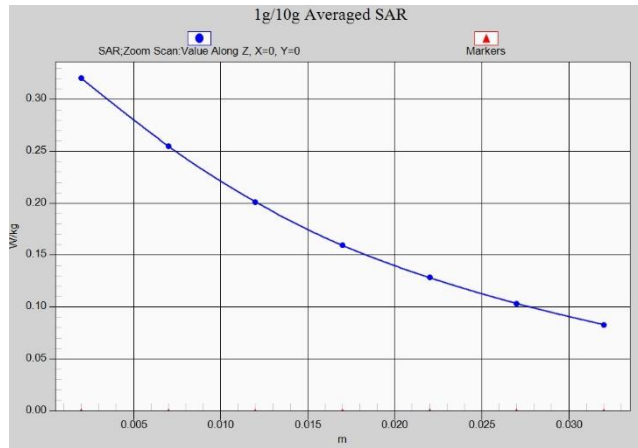
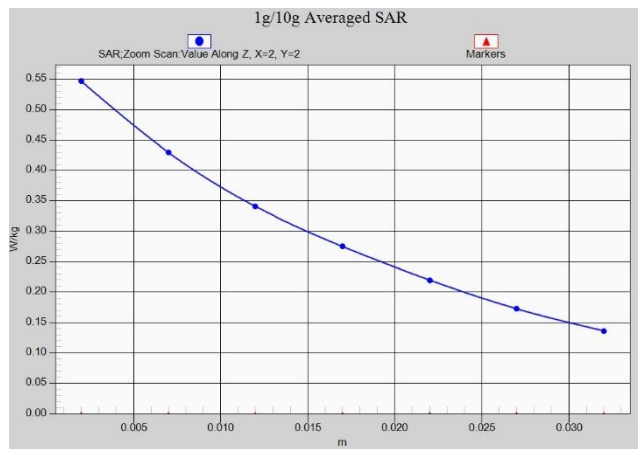


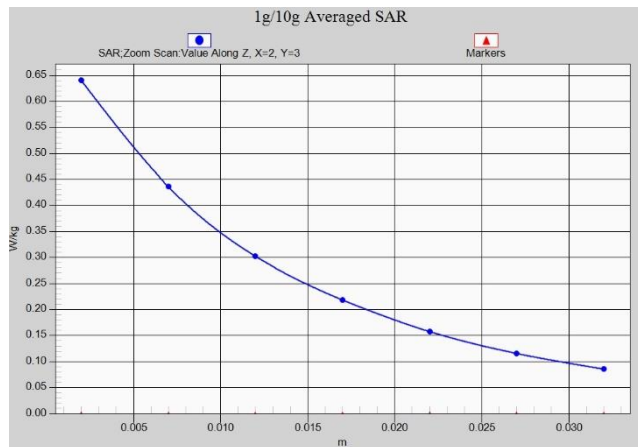
Fig A.119



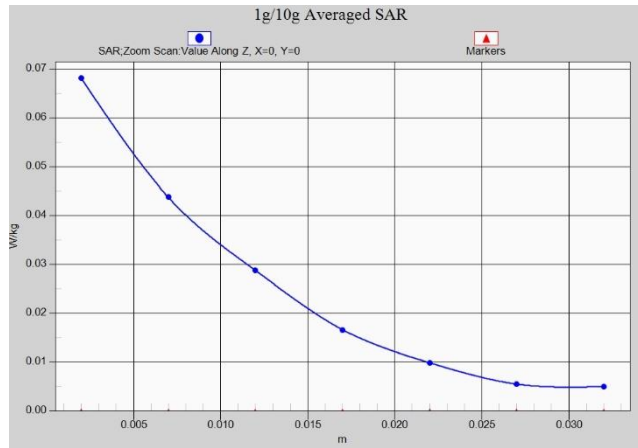
Z-Scan at power reference point (850 MHz)



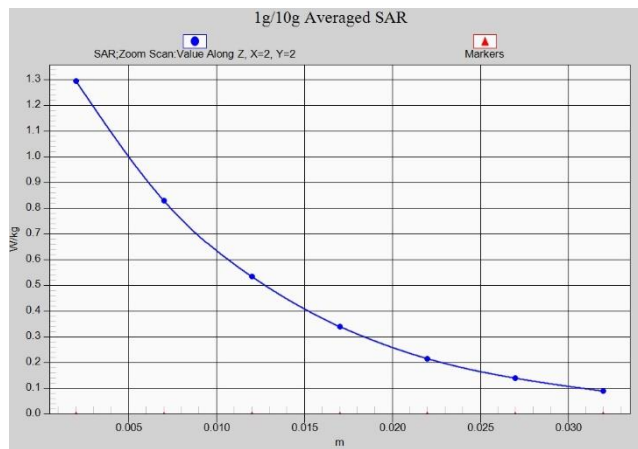
Z-Scan at power reference point (850 MHz)



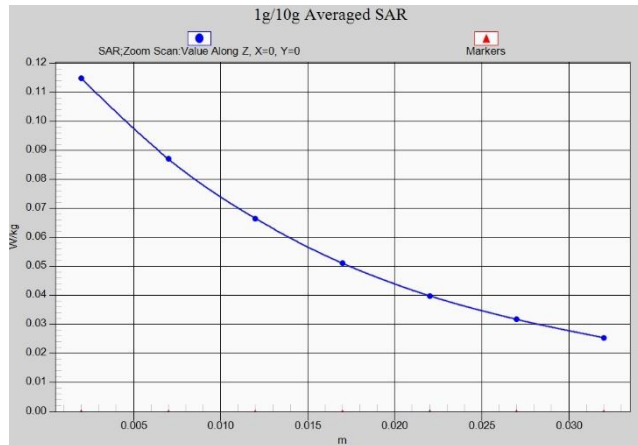
Z-Scan at power reference point (850 MHz)



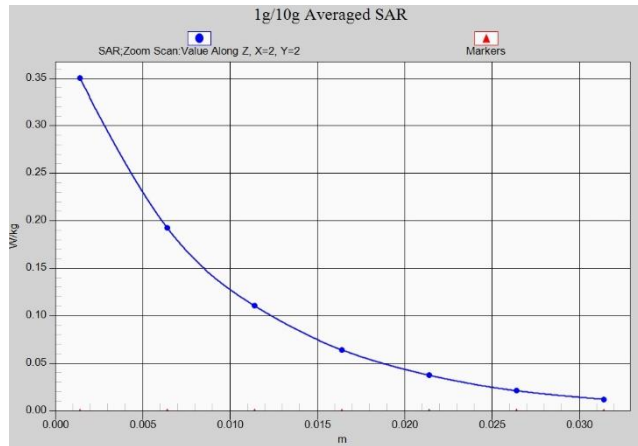
Z-Scan at power reference point (1900 MHz)



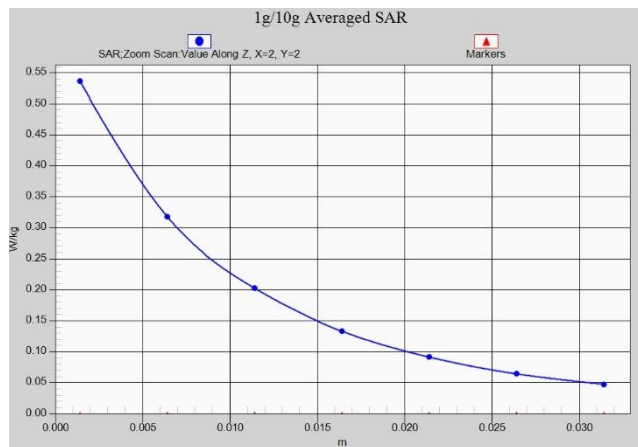
Z-Scan at power reference point (1900 MHz)



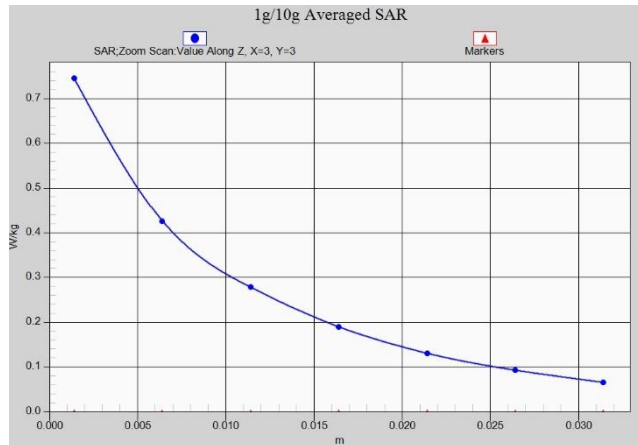
Z-Scan at power reference point (GSM1900)



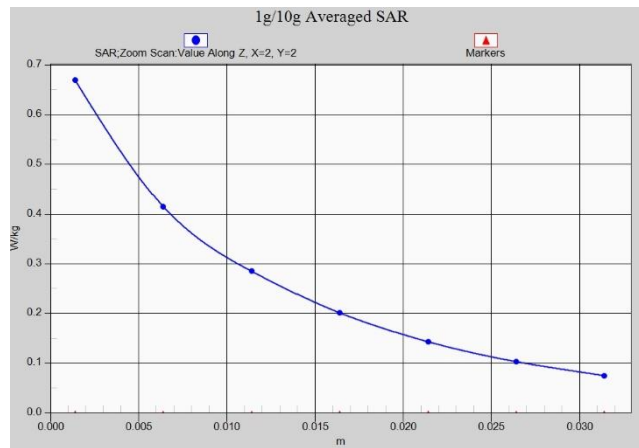
Z-Scan at power reference point (GSM1900)



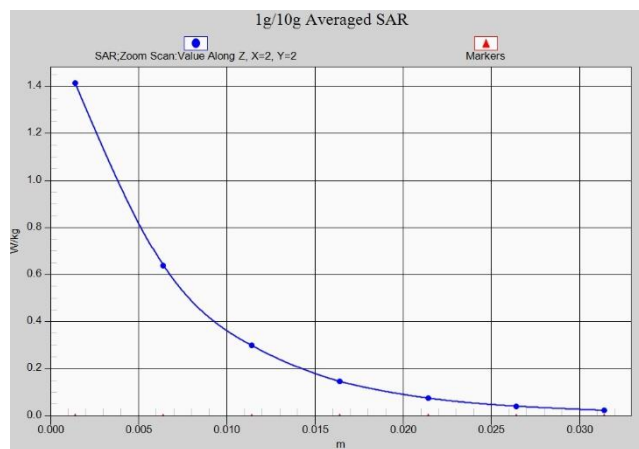
Z-Scan at power reference point (GSM1900)



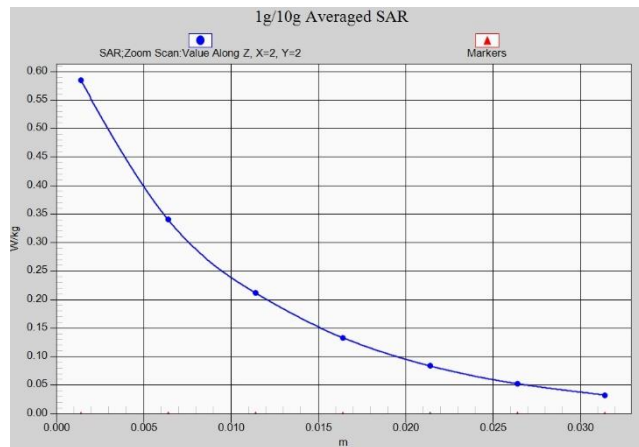
Z-Scan at power reference point (WCDMA1900)



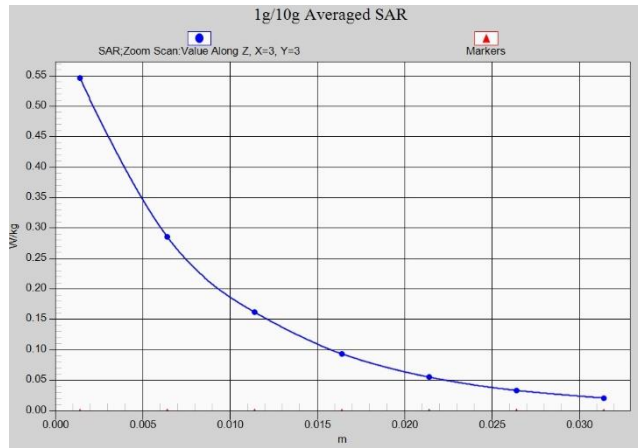
Z-Scan at power reference point (WCDMA1900)



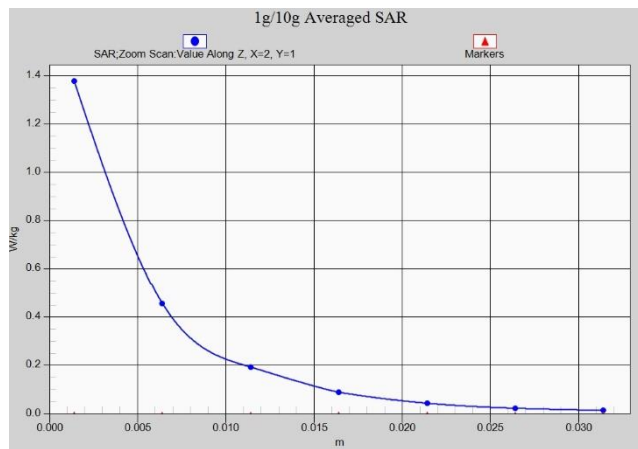
Z-Scan at power reference point (WCDMA1900)



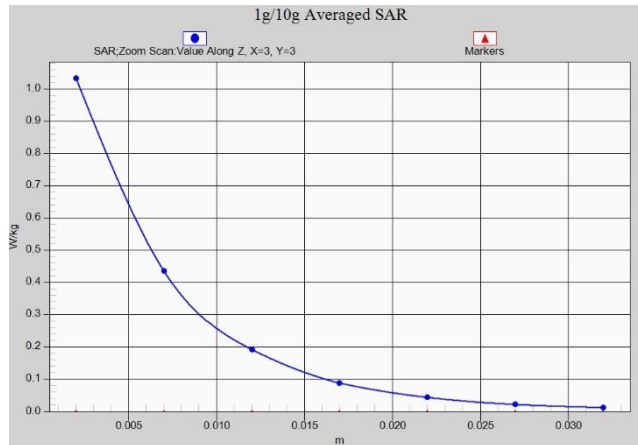
Z-Scan at power reference point (WCDMA1700)



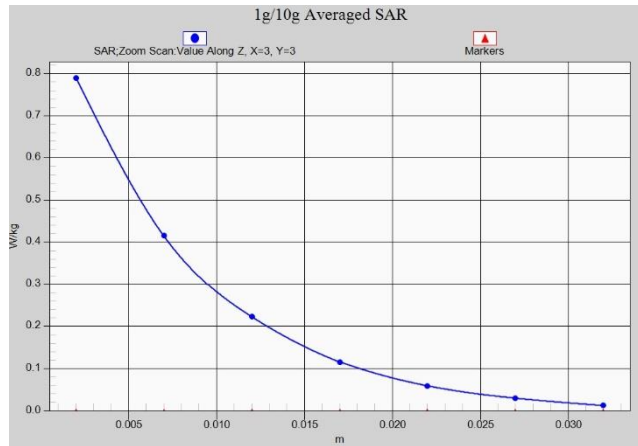
Z-Scan at power reference point (WCDMA1700)



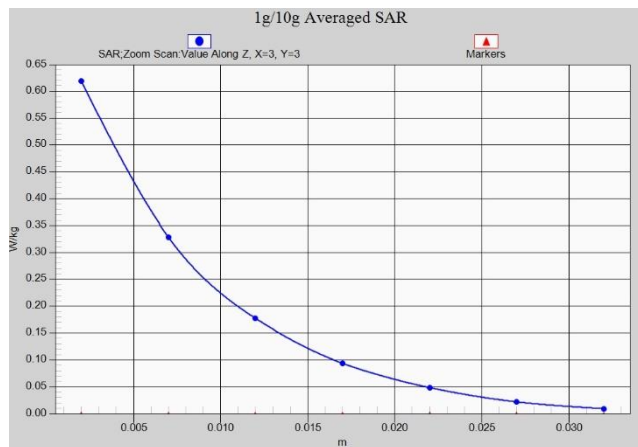
Z-Scan at power reference point (WCDMA1700)



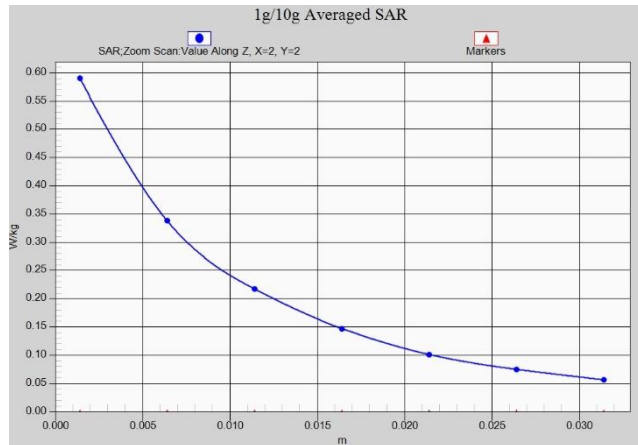
Z-Scan at power reference point (WCDMA850)



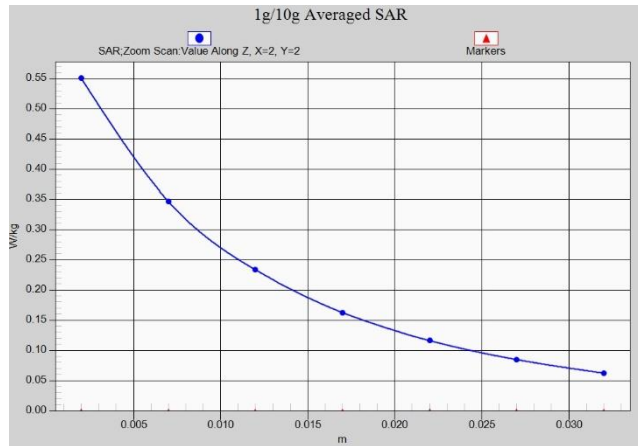
Z-Scan at power reference point (WCDMA850)



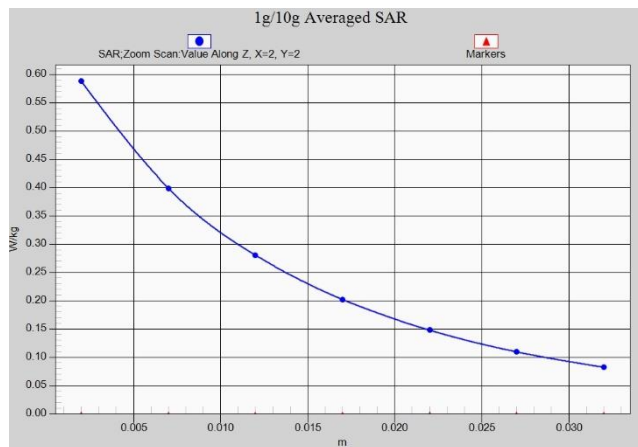
Z-Scan at power reference point (WCDMA850)



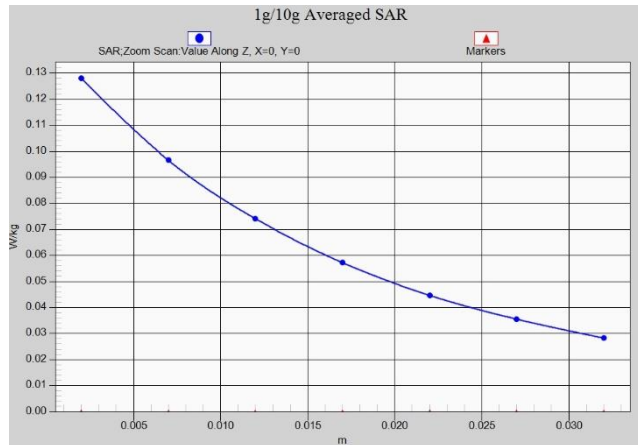
Z-Scan at power reference point (CDMABC0)



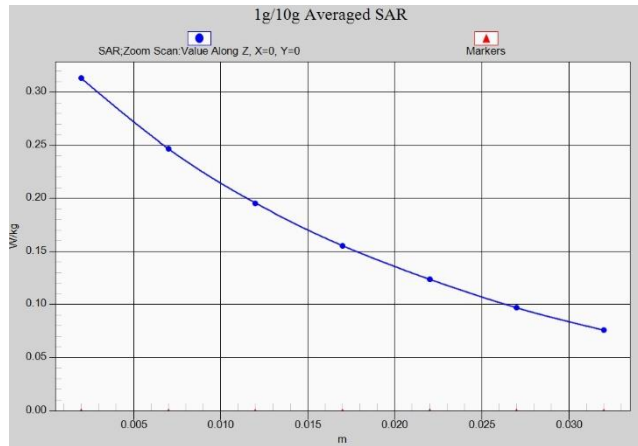
Z-Scan at power reference point (CDMABC0)



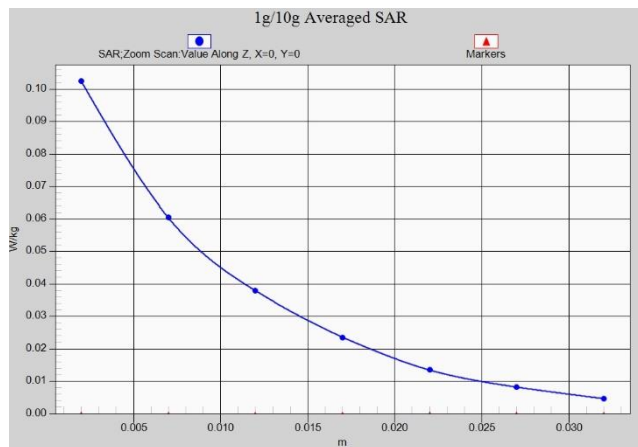
Z-Scan at power reference point (CDMABC0)



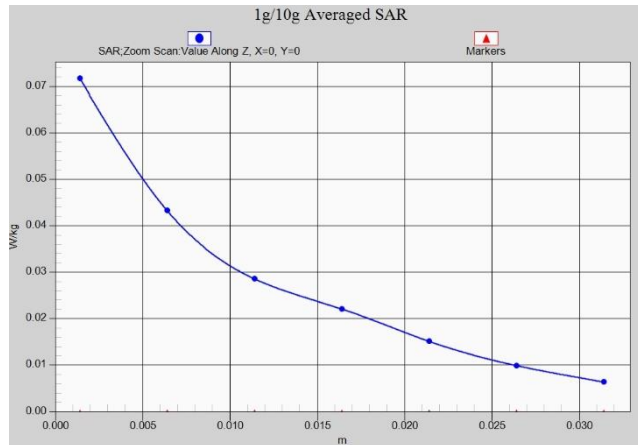
Z-Scan at power reference point (CDMABC1)



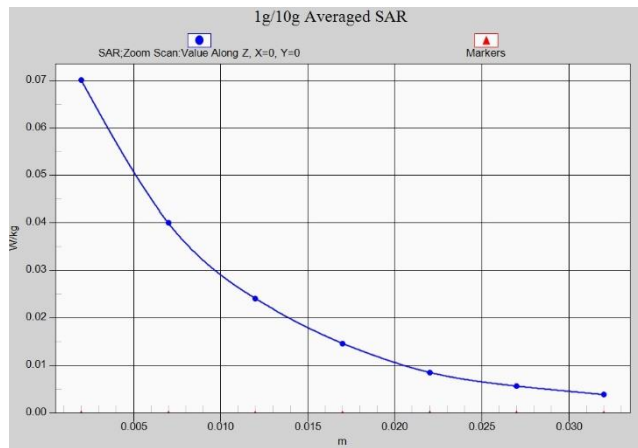
Z-Scan at power reference point (CDMABC1)



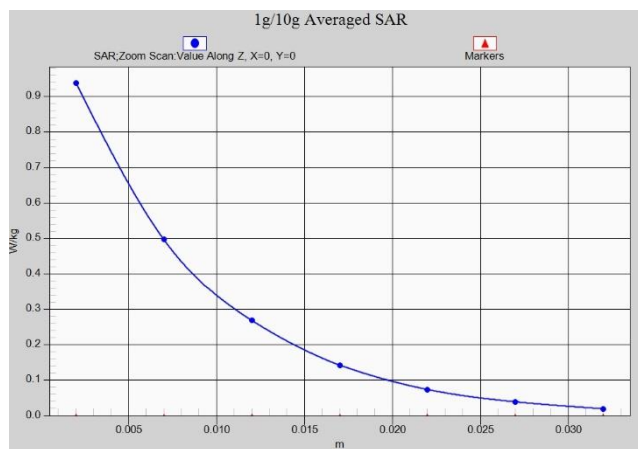
Z-Scan at power reference point (CDMABC1)



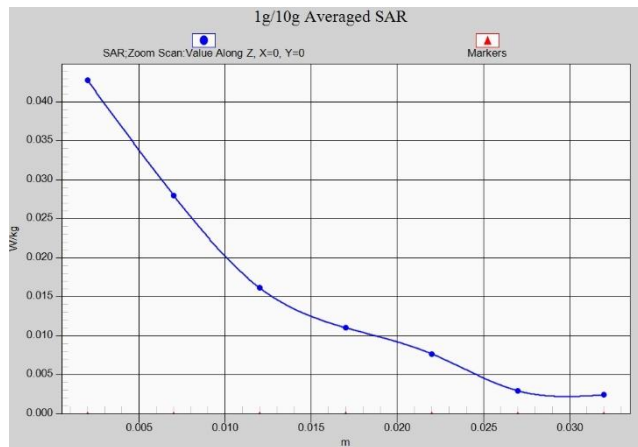
Z-Scan at power reference point (CDMABC10)



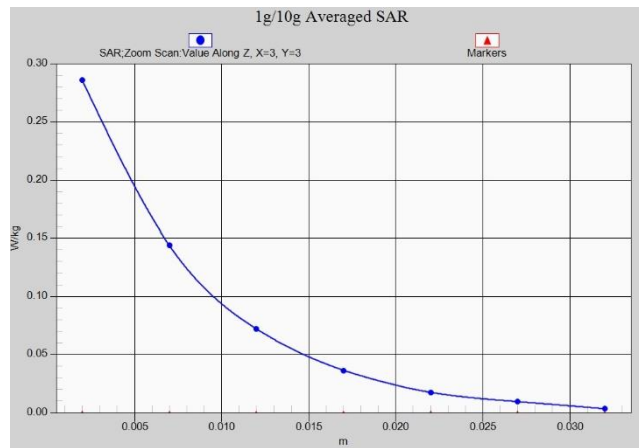
Z-Scan at power reference point (CDMABC10)



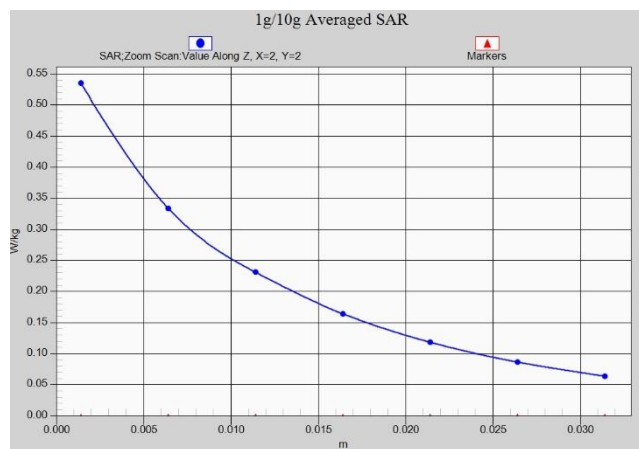
Z-Scan at power reference point (CDMABC10)



Z-Scan at power reference point (LTEB2)



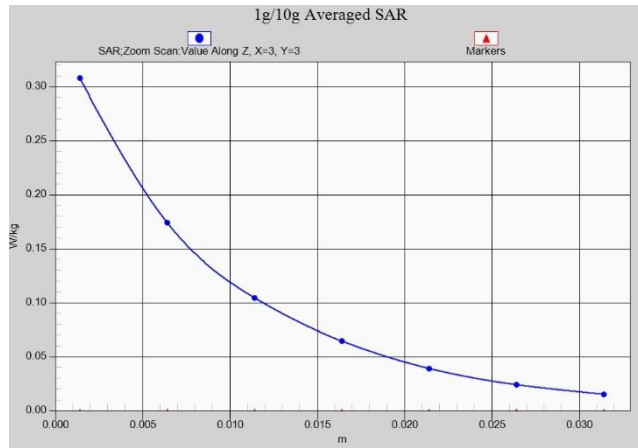
Z-Scan at power reference point (LTEB2)



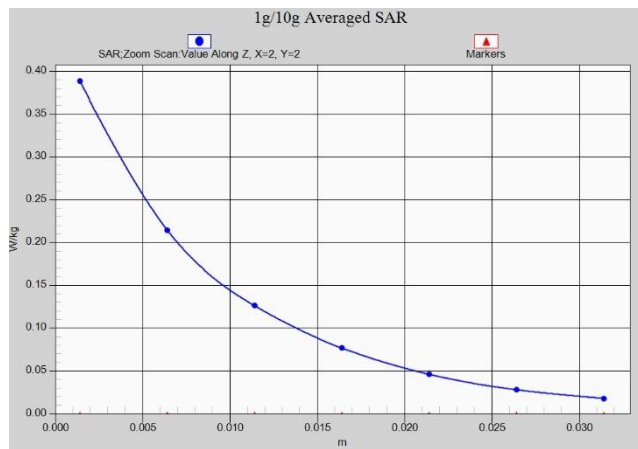
Z-Scan at power reference point (LTEB7)



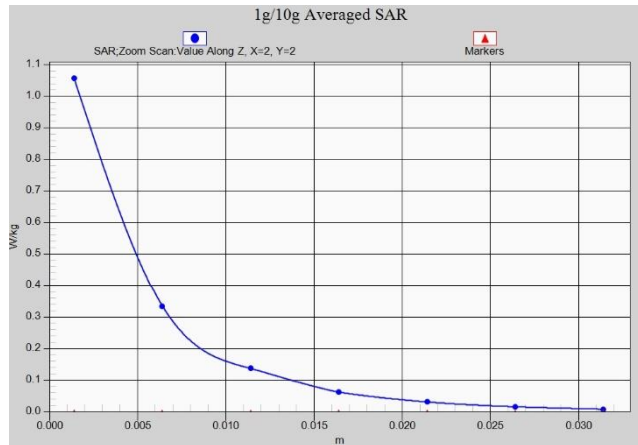
Z-Scan at power reference point (LTEB7)



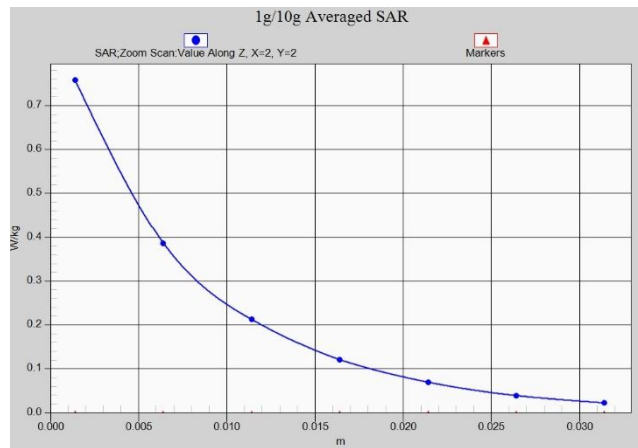
Z-Scan at power reference point (LTEB7)



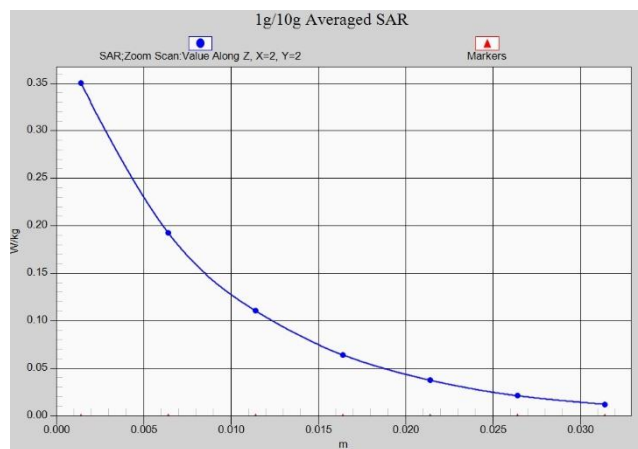
Z-Scan at power reference point (LTEB12)



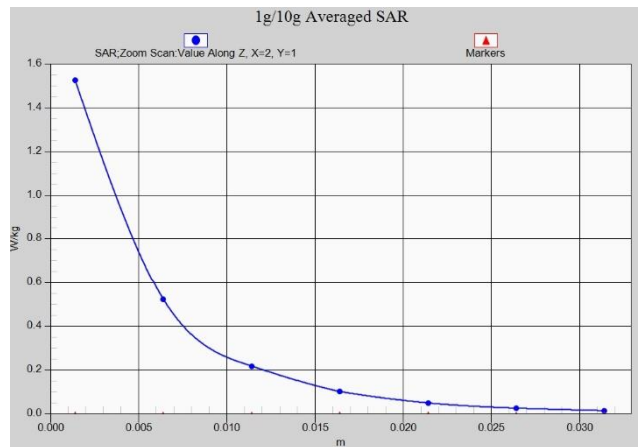
Z-Scan at power reference point (LTEB12)



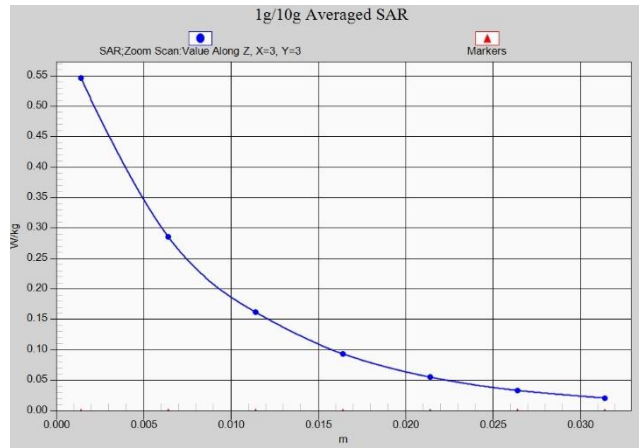
Z-Scan at power reference point (LTEB25)



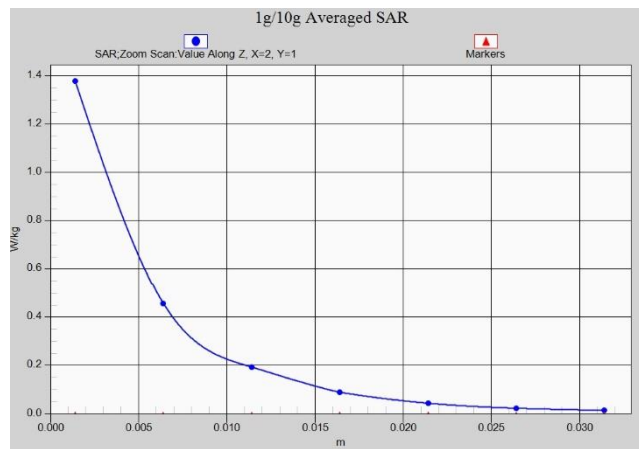
Z-Scan at power reference point (LTEB25)



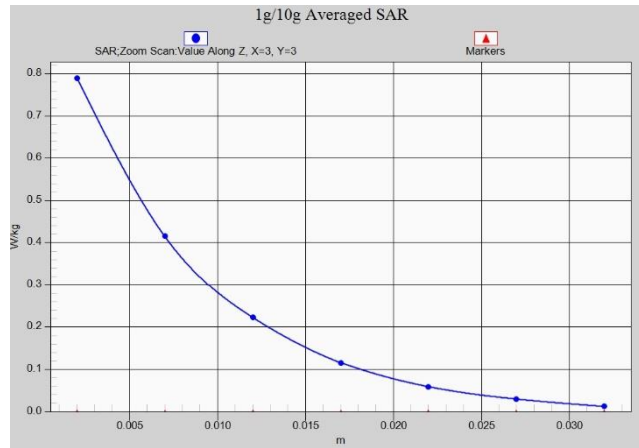
Z-Scan at power reference point (LTEB25)



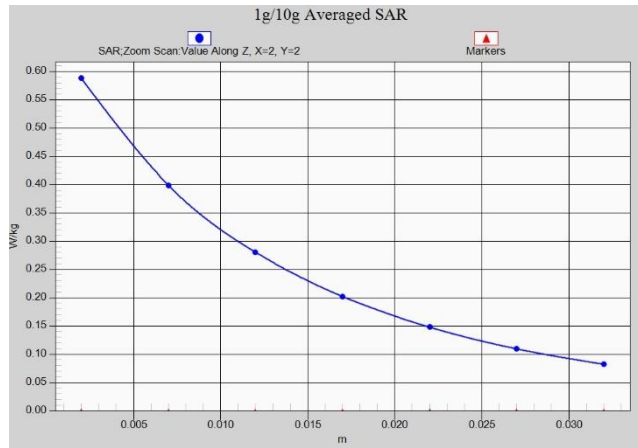
Z-Scan at power reference point (LTEB26)



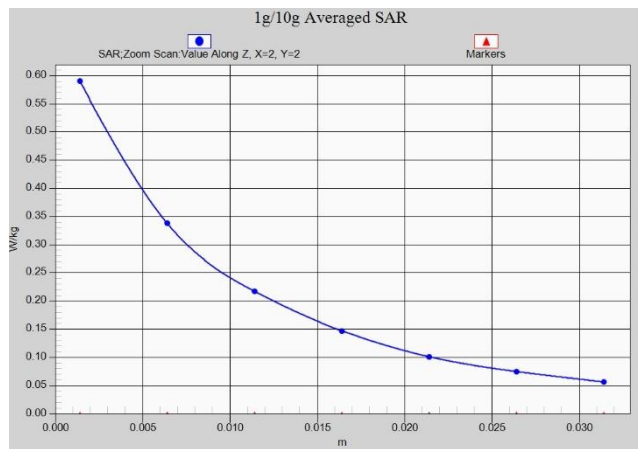
Z-Scan at power reference point (LTEB26)



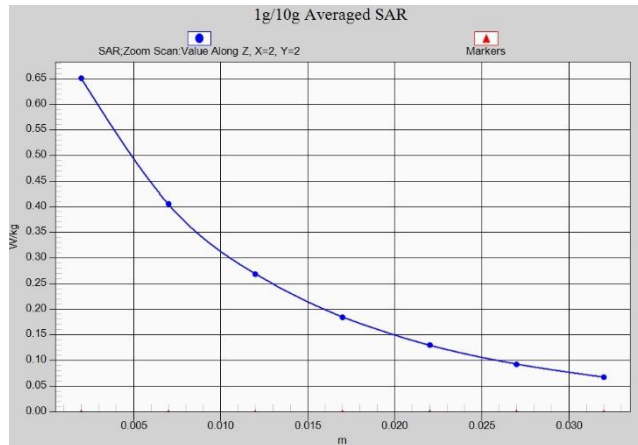
Z-Scan at power reference point (LTEB26)



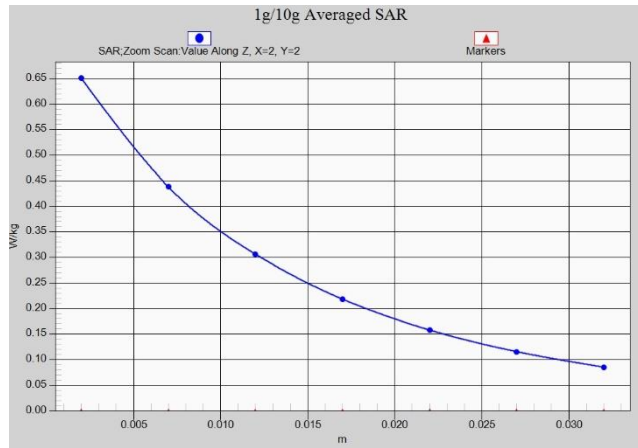
Z-Scan at power reference point (LTEB41)



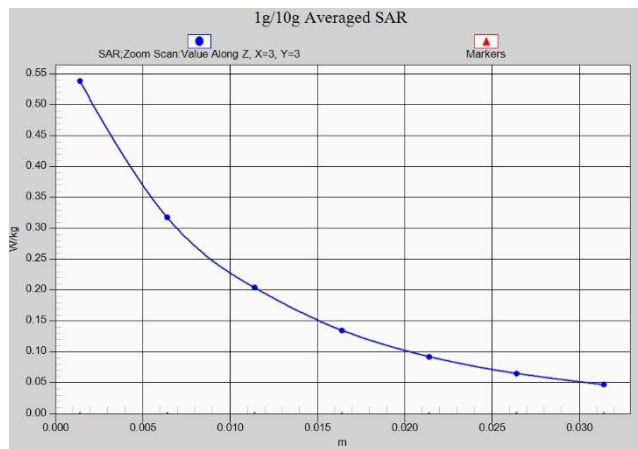
Z-Scan at power reference point (LTEB41)



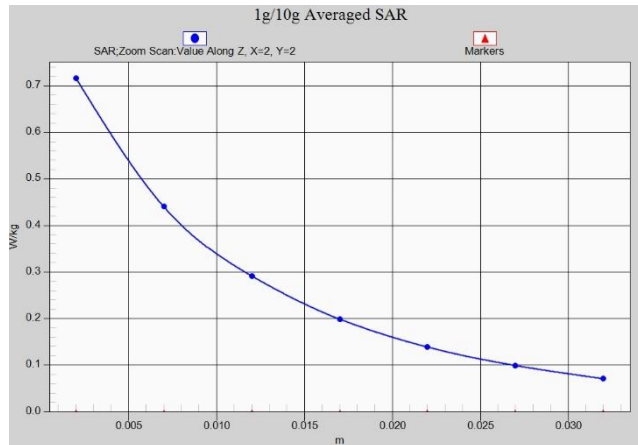
Z-Scan at power reference point (LTEB41)



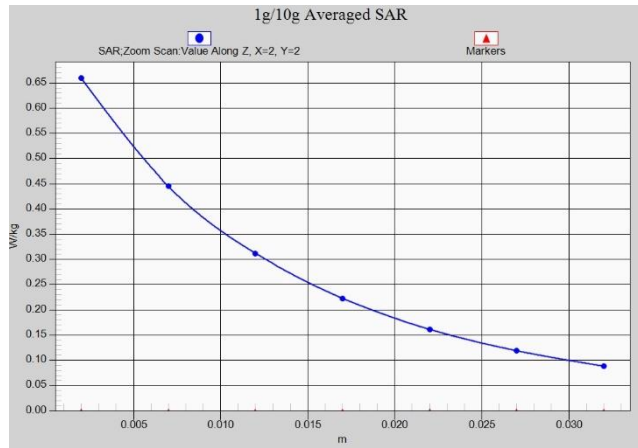
Z-Scan at power reference point (LTEB41)



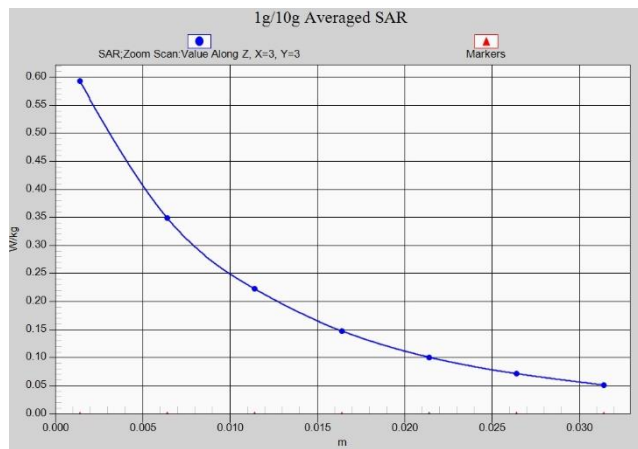
Z-Scan at power reference point (LTEB41)



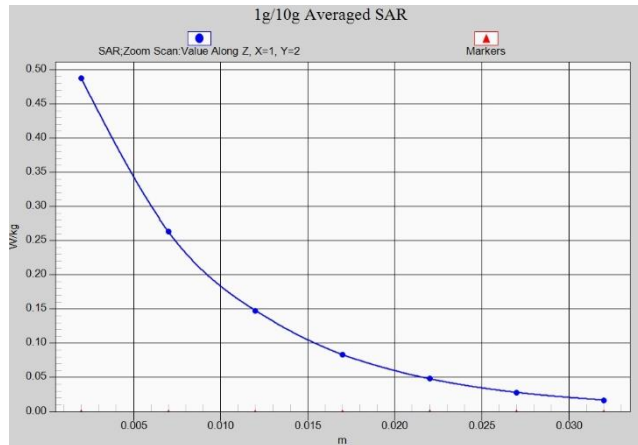
Z-Scan at power reference point (LTEB48)



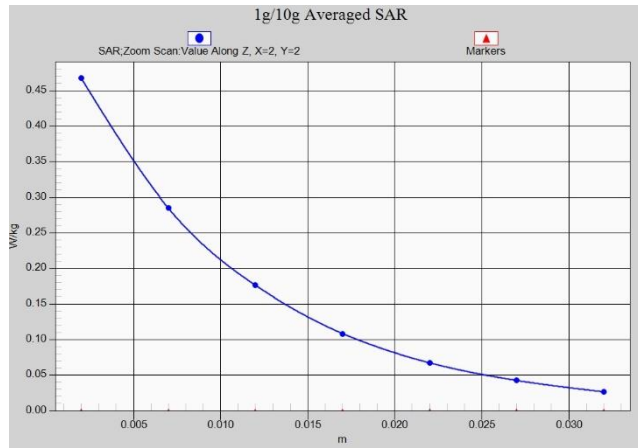
Z-Scan at power reference point (LTEB48)



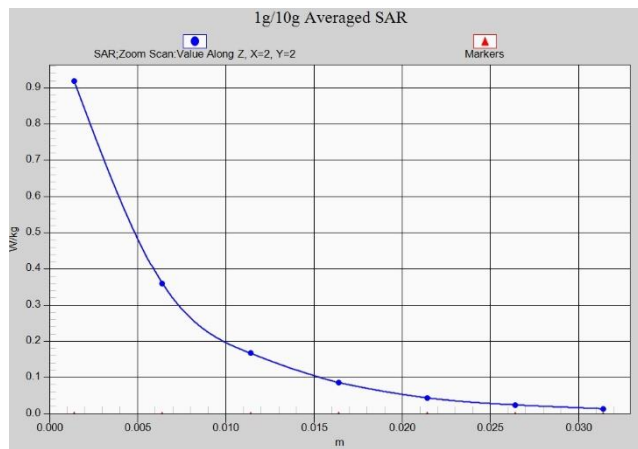
Z-Scan at power reference point (LTEB48)



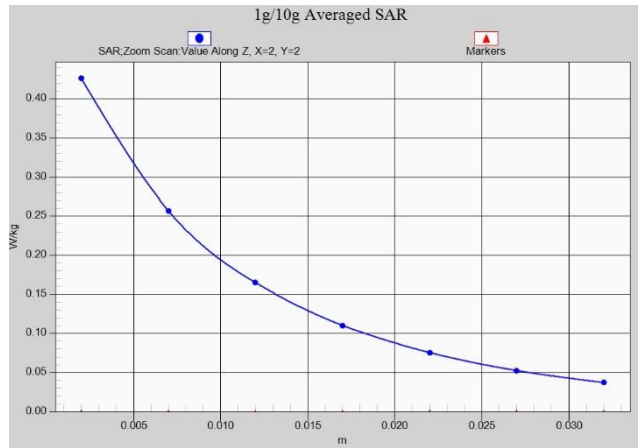
Z-Scan at power reference point (LTEB66)



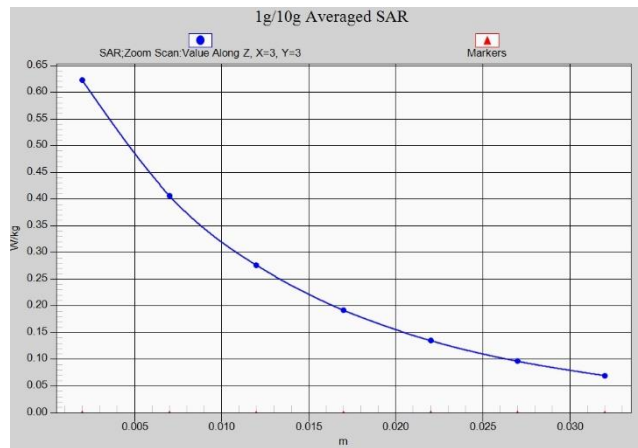
Z-Scan at power reference point (LTEB66)



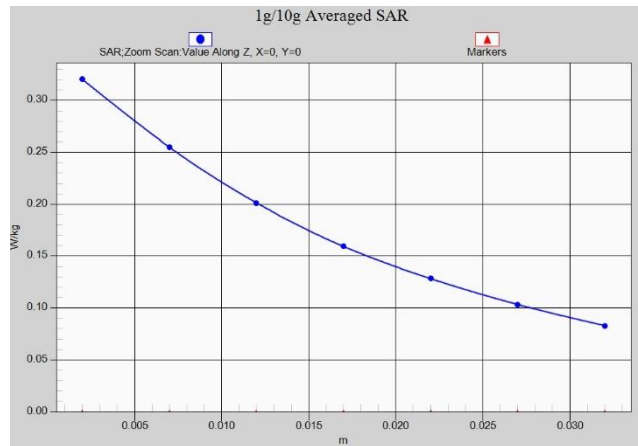
Z-Scan at power reference point (LTEB66)



Z-Scan at power reference point (LTEB71)



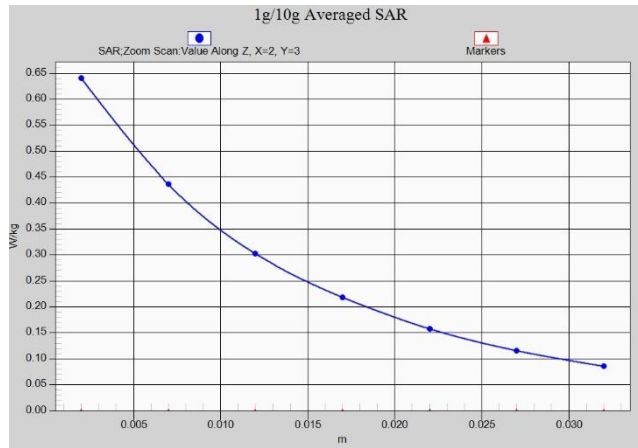
Z-Scan at power reference point (LTEB71)



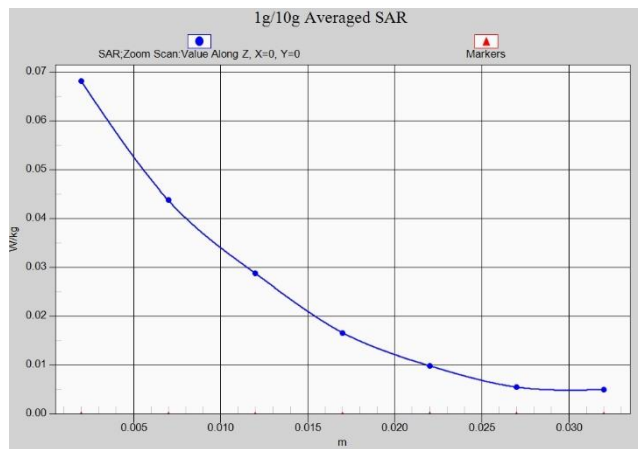
Z-Scan at power reference point (850 MHz)



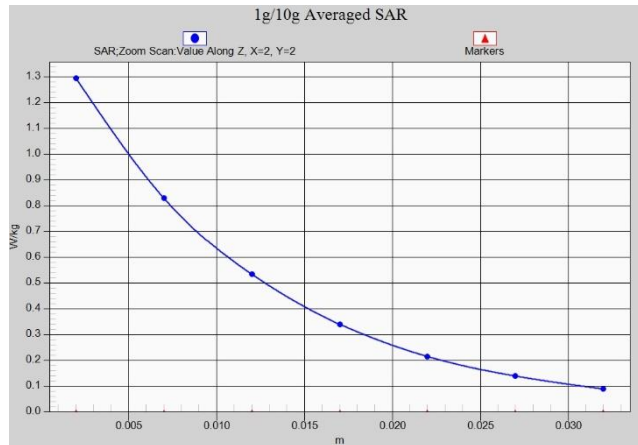
Z-Scan at power reference point (850 MHz)



Z-Scan at power reference point (850 MHz)



Z-Scan at power reference point (1900 MHz)



Z-Scan at power reference point (1900 MHz)