

#01_HAC_E_GSM850_GSM Voice_Ch128_UAT

Communication System: GSM-FDD (TDMA, GMSK); Frequency: 824.2 MHz; Duty Cycle: 1:8.6896

Medium: Air Medium parameters used: $\sigma = 0$ S/m, $\epsilon_r = 1$; $\rho = 0$ kg/m³

Ambient Temperature : 23.5 °C

DASY5 Configuration:

- Probe: EF3DV3 - SN4047; ConvF(1, 1, 1) @ 824.2 MHz; Calibrated: 2019/1/30
- Sensor-Surface: (Fix Surface)
- Electronics: DAE4 Sn854; Calibrated: 2019/5/21
- Phantom: HAC Test Arch with AMCC; Type: SD HAC P01 BA;
- Measurement SW: DASY52, Version 52.10 (2); SEMCAD X Version 14.6.12 (7470)

E Scan - ER3D: 15 mm from Probe Center to the Device/Hearing Aid Compatibility Test

(101x101x1): Interpolated grid: dx=0.5000 mm, dy=0.5000 mm

Device Reference Point: 0, 0, -6.3 mm

Reference Value = 28.23 V/m; Power Drift = -0.09 dB

Applied MIF = 3.63 dB

RF audio interference level = 35.03 dBV/m

Emission category: M4

MIF scaled E-field


Grid 1 M4 35.03 dBV/m	Grid 2 M4 32.85 dBV/m	Grid 3 M4 29.07 dBV/m
Grid 4 M4 29.88 dBV/m	Grid 5 M4 29.87 dBV/m	Grid 6 M4 28.68 dBV/m
Grid 7 M4 29.09 dBV/m	Grid 8 M4 29.26 dBV/m	Grid 9 M4 28.4 dBV/m

Cursor:

Total = 35.03 dBV/m

E Category: M4

Location: 25, -25, 8.7 mm



0 dB = 56.41 V/m = 35.03 dBV/m

#02_HAC_E_GSM850_GSM Voice_Ch189_UAT

Communication System: GSM-FDD (TDMA, GMSK); Frequency: 836.4 MHz; Duty Cycle: 1:8.6896

Medium: Air Medium parameters used: $\sigma = 0$ S/m, $\epsilon_r = 1$; $\rho = 0$ kg/m³

Ambient Temperature : 23.5 °C

DASY5 Configuration:

- Probe: EF3DV3 - SN4047; ConvF(1, 1, 1) @ 836.4 MHz; Calibrated: 2019/1/30
- Sensor-Surface: (Fix Surface)
- Electronics: DAE4 Sn854; Calibrated: 2019/5/21
- Phantom: HAC Test Arch with AMCC; Type: SD HAC P01 BA;
- Measurement SW: DASY52, Version 52.10 (2); SEMCAD X Version 14.6.12 (7470)

E Scan - ER3D: 15 mm from Probe Center to the Device/Hearing Aid Compatibility Test

(101x101x1): Interpolated grid: dx=0.5000 mm, dy=0.5000 mm

Device Reference Point: 0, 0, -6.3 mm

Reference Value = 30.24 V/m; Power Drift = -0.07 dB

Applied MIF = 3.63 dB

RF audio interference level = 35.39 dBV/m

Emission category: M4

MIF scaled E-field


Grid 1 M4 35.39 dBV/m	Grid 2 M4 33.25 dBV/m	Grid 3 M4 29.64 dBV/m
Grid 4 M4 30.49 dBV/m	Grid 5 M4 30.47 dBV/m	Grid 6 M4 29.29 dBV/m
Grid 7 M4 29.97 dBV/m	Grid 8 M4 30.1 dBV/m	Grid 9 M4 29.11 dBV/m

Cursor:

Total = 35.39 dBV/m

E Category: M4

Location: 25, -25, 8.7 mm



0 dB = 58.81 V/m = 35.39 dBV/m

#03_HAC_E_GSM850_GSM Voice_Ch251_UAT

Communication System: GSM-FDD (TDMA, GMSK); Frequency: 848.8 MHz; Duty Cycle: 1:8.6896

Medium: Air Medium parameters used: $\sigma = 0$ S/m, $\epsilon_r = 1$; $\rho = 0$ kg/m³

Ambient Temperature : 23.5 °C

DASY5 Configuration:

- Probe: EF3DV3 - SN4047; ConvF(1, 1, 1) @ 848.8 MHz; Calibrated: 2019/1/30
- Sensor-Surface: (Fix Surface)
- Electronics: DAE4 Sn854; Calibrated: 2019/5/21
- Phantom: HAC Test Arch with AMCC; Type: SD HAC P01 BA;
- Measurement SW: DASY52, Version 52.10 (2); SEMCAD X Version 14.6.12 (7470)

E Scan - ER3D: 15 mm from Probe Center to the Device/Hearing Aid Compatibility Test

(101x101x1): Interpolated grid: dx=0.5000 mm, dy=0.5000 mm

Device Reference Point: 0, 0, -6.3 mm

Reference Value = 26.58 V/m; Power Drift = 0.04 dB

Applied MIF = 3.63 dB

RF audio interference level = 34.86 dBV/m

Emission category: M4

MIF scaled E-field


Grid 1 M4 34.86 dBV/m	Grid 2 M4 32.66 dBV/m	Grid 3 M4 28.85 dBV/m
Grid 4 M4 29.5 dBV/m	Grid 5 M4 29.48 dBV/m	Grid 6 M4 28.26 dBV/m
Grid 7 M4 28.34 dBV/m	Grid 8 M4 28.59 dBV/m	Grid 9 M4 27.82 dBV/m

Cursor:

Total = 34.86 dBV/m

E Category: M4

Location: 25, -25, 8.7 mm



0 dB = 55.35 V/m = 34.86 dBV/m

#04_HAC_E_GSM850_GSM Voice_Ch128_LAT

Communication System: GSM-FDD (TDMA, GMSK); Frequency: 824.2 MHz; Duty Cycle: 1:8.6896

Medium: Air Medium parameters used: $\sigma = 0$ S/m, $\epsilon_r = 1$; $\rho = 0$ kg/m³

Ambient Temperature : 23.5 °C

DASY5 Configuration:

- Probe: EF3DV3 - SN4047; ConvF(1, 1, 1) @ 824.2 MHz; Calibrated: 2019/1/30
- Sensor-Surface: (Fix Surface)
- Electronics: DAE4 Sn854; Calibrated: 2019/5/21
- Phantom: HAC Test Arch with AMCC; Type: SD HAC P01 BA;
- Measurement SW: DASY52, Version 52.10 (2); SEMCAD X Version 14.6.12 (7470)

E Scan - ER3D: 15 mm from Probe Center to the Device/Hearing Aid Compatibility Test

(101x101x1): Interpolated grid: dx=0.5000 mm, dy=0.5000 mm

Device Reference Point: 0, 0, -6.3 mm

Reference Value = 29.69 V/m; Power Drift = 0.00 dB

Applied MIF = 3.63 dB

RF audio interference level = 30.75 dBV/m

Emission category: M4

MIF scaled E-field


Grid 1 M4 30.44 dBV/m	Grid 2 M4 30.75 dBV/m	Grid 3 M4 30.08 dBV/m
Grid 4 M4 29.54 dBV/m	Grid 5 M4 30.21 dBV/m	Grid 6 M4 29.85 dBV/m
Grid 7 M4 28.67 dBV/m	Grid 8 M4 29.53 dBV/m	Grid 9 M4 29.15 dBV/m

Cursor:

Total = 30.75 dBV/m

E Category: M4

Location: 1, -25, 8.7 mm



0 dB = 34.47 V/m = 30.75 dBV/m

#05_HAC_E_GSM850_GSM Voice_Ch189_LAT

Communication System: GSM-FDD (TDMA, GMSK); Frequency: 836.4 MHz; Duty Cycle: 1:8.6896

Medium: Air Medium parameters used: $\sigma = 0$ S/m, $\epsilon_r = 1$; $\rho = 0$ kg/m³

Ambient Temperature : 23.5 °C

DASY5 Configuration:

- Probe: EF3DV3 - SN4047; ConvF(1, 1, 1) @ 836.4 MHz; Calibrated: 2019/1/30
- Sensor-Surface: (Fix Surface)
- Electronics: DAE4 Sn854; Calibrated: 2019/5/21
- Phantom: HAC Test Arch with AMCC; Type: SD HAC P01 BA;
- Measurement SW: DASY52, Version 52.10 (2); SEMCAD X Version 14.6.12 (7470)

E Scan - ER3D: 15 mm from Probe Center to the Device/Hearing Aid Compatibility Test

(101x101x1): Interpolated grid: dx=0.5000 mm, dy=0.5000 mm

Device Reference Point: 0, 0, -6.3 mm

Reference Value = 28.25 V/m; Power Drift = -0.03 dB

Applied MIF = 3.63 dB

RF audio interference level = 31.10 dBV/m

Emission category: M4

MIF scaled E-field


Grid 1 M4 30.77 dBV/m	Grid 2 M4 31.1 dBV/m	Grid 3 M4 30.32 dBV/m
Grid 4 M4 29.44 dBV/m	Grid 5 M4 30.12 dBV/m	Grid 6 M4 29.75 dBV/m
Grid 7 M4 28.12 dBV/m	Grid 8 M4 28.98 dBV/m	Grid 9 M4 28.61 dBV/m

Cursor:

Total = 31.10 dBV/m

E Category: M4

Location: 1, -25, 8.7 mm



0 dB = 35.88 V/m = 31.10 dBV/m

#06_HAC_E_GSM850_GSM Voice_Ch251_LAT

Communication System: GSM-FDD (TDMA, GMSK); Frequency: 848.8 MHz; Duty Cycle: 1:8.6896

Medium: Air Medium parameters used: $\sigma = 0$ S/m, $\epsilon_r = 1$; $\rho = 0$ kg/m³

Ambient Temperature : 23.5 °C

DASY5 Configuration:

- Probe: EF3DV3 - SN4047; ConvF(1, 1, 1) @ 848.8 MHz; Calibrated: 2019/1/30
- Sensor-Surface: (Fix Surface)
- Electronics: DAE4 Sn854; Calibrated: 2019/5/21
- Phantom: HAC Test Arch with AMCC; Type: SD HAC P01 BA;
- Measurement SW: DASY52, Version 52.10 (2); SEMCAD X Version 14.6.12 (7470)

E Scan - ER3D: 15 mm from Probe Center to the Device/Hearing Aid Compatibility Test

(101x101x1): Interpolated grid: dx=0.5000 mm, dy=0.5000 mm

Device Reference Point: 0, 0, -6.3 mm

Reference Value = 22.54 V/m; Power Drift = 0.01 dB

Applied MIF = 3.63 dB

RF audio interference level = 29.25 dBV/m

Emission category: M4

MIF scaled E-field


Grid 1 M4 28.92 dBV/m	Grid 2 M4 29.25 dBV/m	Grid 3 M4 28.8 dBV/m
Grid 4 M4 27.34 dBV/m	Grid 5 M4 28.24 dBV/m	Grid 6 M4 27.99 dBV/m
Grid 7 M4 25.76 dBV/m	Grid 8 M4 27.05 dBV/m	Grid 9 M4 26.71 dBV/m

Cursor:

Total = 29.25 dBV/m

E Category: M4

Location: 0, -25, 8.7 mm



0 dB = 29.00 V/m = 29.25 dBV/m

#07_HAC_E_GSM1900_GSM Voice_Ch512_UAT

Communication System: GSM-FDD (TDMA, GMSK); Frequency: 1850.2 MHz; Duty Cycle: 1:8.6896

Medium: Air Medium parameters used: $\sigma = 0$ S/m, $\epsilon_r = 1$; $\rho = 0$ kg/m³

Ambient Temperature : 23.5 °C

DASY5 Configuration:

- Probe: EF3DV3 - SN4047; ConvF(1, 1, 1) @ 1850.2 MHz; Calibrated: 2019/1/30
- Sensor-Surface: (Fix Surface)
- Electronics: DAE4 Sn854; Calibrated: 2019/5/21
- Phantom: HAC Test Arch with AMCC; Type: SD HAC P01 BA;
- Measurement SW: DASY52, Version 52.10 (2); SEMCAD X Version 14.6.12 (7470)

E Scan - ER3D: 15 mm from Probe Center to the Device/Hearing Aid Compatibility Test

(101x101x1): Interpolated grid: dx=0.5000 mm, dy=0.5000 mm

Device Reference Point: 0, 0, -6.3 mm

Reference Value = 17.25 V/m; Power Drift = -0.03 dB

Applied MIF = 3.63 dB

RF audio interference level = 26.94 dBV/m

Emission category: M4

MIF scaled E-field


Grid 1 M4 25.93 dBV/m	Grid 2 M4 26.94 dBV/m	Grid 3 M4 26.2 dBV/m
Grid 4 M4 21.95 dBV/m	Grid 5 M4 25.25 dBV/m	Grid 6 M4 25.24 dBV/m
Grid 7 M4 23.47 dBV/m	Grid 8 M4 24.66 dBV/m	Grid 9 M4 24.62 dBV/m

Cursor:

Total = 26.94 dBV/m

E Category: M4

Location: -0.5, -25, 8.7 mm



0 dB = 22.22 V/m = 26.93 dBV/m

#08_HAC_E_GSM1900_GSM Voice_Ch661_UAT

Communication System: GSM-FDD (TDMA, GMSK); Frequency: 1880 MHz; Duty Cycle: 1:8.6896

Medium: Air Medium parameters used: $\sigma = 0$ S/m, $\epsilon_r = 1$; $\rho = 0$ kg/m³

Ambient Temperature : 23.5 °C

DASY5 Configuration:

- Probe: EF3DV3 - SN4047; ConvF(1, 1, 1) @ 1880 MHz; Calibrated: 2019/1/30
- Sensor-Surface: (Fix Surface)
- Electronics: DAE4 Sn854; Calibrated: 2019/5/21
- Phantom: HAC Test Arch with AMCC; Type: SD HAC P01 BA;
- Measurement SW: DASY52, Version 52.10 (2); SEMCAD X Version 14.6.12 (7470)

E Scan - ER3D: 15 mm from Probe Center to the Device/Hearing Aid Compatibility Test

(101x101x1): Interpolated grid: dx=0.5000 mm, dy=0.5000 mm

Device Reference Point: 0, 0, -6.3 mm

Reference Value = 17.68 V/m; Power Drift = -0.04 dB

Applied MIF = 3.63 dB

RF audio interference level = 27.07 dBV/m

Emission category: M4

MIF scaled E-field


Grid 1 M4 25.79 dBV/m	Grid 2 M4 27.07 dBV/m	Grid 3 M4 26.52 dBV/m
Grid 4 M4 22.06 dBV/m	Grid 5 M4 25.78 dBV/m	Grid 6 M4 25.74 dBV/m
Grid 7 M4 23.64 dBV/m	Grid 8 M4 24.78 dBV/m	Grid 9 M4 24.75 dBV/m

Cursor:

Total = 27.07 dBV/m

E Category: M4

Location: -1.5, -24, 8.7 mm



0 dB = 22.58 V/m = 27.07 dBV/m

#09_HAC_E_GSM1900_GSM Voice_Ch810_UAT

Communication System: GSM-FDD (TDMA, GMSK); Frequency: 1909.8 MHz; Duty Cycle: 1:8.6896

Medium: Air Medium parameters used: $\sigma = 0$ S/m, $\epsilon_r = 1$; $\rho = 0$ kg/m³

Ambient Temperature : 23.5 °C

DASY5 Configuration:

- Probe: EF3DV3 - SN4047; ConvF(1, 1, 1) @ 1909.8 MHz; Calibrated: 2019/1/30
- Sensor-Surface: (Fix Surface)
- Electronics: DAE4 Sn854; Calibrated: 2019/5/21
- Phantom: HAC Test Arch with AMCC; Type: SD HAC P01 BA;
- Measurement SW: DASY52, Version 52.10 (2); SEMCAD X Version 14.6.12 (7470)

E Scan - ER3D: 15 mm from Probe Center to the Device/Hearing Aid Compatibility Test

(101x101x1): Interpolated grid: dx=0.5000 mm, dy=0.5000 mm

Device Reference Point: 0, 0, -6.3 mm

Reference Value = 17.39 V/m; Power Drift = -0.01 dB

Applied MIF = 3.63 dB

RF audio interference level = 27.15 dBV/m

Emission category: M4

MIF scaled E-field


Grid 1 M4 25.88 dBV/m	Grid 2 M4 27.15 dBV/m	Grid 3 M4 26.43 dBV/m
Grid 4 M4 22.11 dBV/m	Grid 5 M4 25.74 dBV/m	Grid 6 M4 25.7 dBV/m
Grid 7 M4 23.98 dBV/m	Grid 8 M4 24.94 dBV/m	Grid 9 M4 24.8 dBV/m

Cursor:

Total = 27.15 dBV/m

E Category: M4

Location: -1, -25, 8.7 mm



0 dB = 22.78 V/m = 27.15 dBV/m

#10_HAC_E_GSM1900_GSM Voice_Ch512_LAT

Communication System: GSM-FDD (TDMA, GMSK); Frequency: 1850.2 MHz; Duty Cycle: 1:8.6896

Medium: Air Medium parameters used: $\sigma = 0$ S/m, $\epsilon_r = 1$; $\rho = 0$ kg/m³

Ambient Temperature : 23.5 °C

DASY5 Configuration:

- Probe: EF3DV3 - SN4047; ConvF(1, 1, 1) @ 1850.2 MHz; Calibrated: 2019/1/30
- Sensor-Surface: (Fix Surface)
- Electronics: DAE4 Sn854; Calibrated: 2019/5/21
- Phantom: HAC Test Arch with AMCC; Type: SD HAC P01 BA;
- Measurement SW: DASY52, Version 52.10 (2); SEMCAD X Version 14.6.12 (7470)

E Scan - ER3D: 15 mm from Probe Center to the Device/Hearing Aid Compatibility Test

(101x101x1): Interpolated grid: dx=0.5000 mm, dy=0.5000 mm

Device Reference Point: 0, 0, -6.3 mm

Reference Value = 7.238 V/m; Power Drift = -0.02 dB

Applied MIF = 3.63 dB

RF audio interference level = 20.77 dBV/m

Emission category: M4

MIF scaled E-field


Grid 1 M4 20.77 dBV/m	Grid 2 M4 18.18 dBV/m	Grid 3 M4 16.37 dBV/m
Grid 4 M4 20.51 dBV/m	Grid 5 M4 18.21 dBV/m	Grid 6 M4 17.79 dBV/m
Grid 7 M4 18.92 dBV/m	Grid 8 M4 19.08 dBV/m	Grid 9 M4 18.75 dBV/m

Cursor:

Total = 20.77 dBV/m

E Category: M4

Location: 25, -25, 8.7 mm



0 dB = 10.92 V/m = 20.76 dBV/m

#11_HAC_E_GSM1900_GSM Voice_Ch661_LAT

Communication System: GSM-FDD (TDMA, GMSK); Frequency: 1880 MHz; Duty Cycle: 1:8.6896

Medium: Air Medium parameters used: $\sigma = 0 \text{ S/m}$, $\epsilon_r = 1$; $\rho = 0 \text{ kg/m}^3$

Ambient Temperature : 23.5 °C

DASY5 Configuration:

- Probe: EF3DV3 - SN4047; ConvF(1, 1, 1) @ 1880 MHz; Calibrated: 2019/1/30
- Sensor-Surface: (Fix Surface)
- Electronics: DAE4 Sn854; Calibrated: 2019/5/21
- Phantom: HAC Test Arch with AMCC; Type: SD HAC P01 BA;
- Measurement SW: DASY52, Version 52.10 (2); SEMCAD X Version 14.6.12 (7470)

E Scan - ER3D: 15 mm from Probe Center to the Device/Hearing Aid Compatibility Test

(101x101x1): Interpolated grid: dx=0.5000 mm, dy=0.5000 mm

Device Reference Point: 0, 0, -6.3 mm

Reference Value = 5.323 V/m; Power Drift = 0.05 dB

Applied MIF = 3.63 dB

RF audio interference level = 19.65 dBV/m

Emission category: M4

MIF scaled E-field


Grid 1 M4 18.91 dBV/m	Grid 2 M4 18.15 dBV/m	Grid 3 M4 17.08 dBV/m
Grid 4 M4 17.7 dBV/m	Grid 5 M4 17.83 dBV/m	Grid 6 M4 17.73 dBV/m
Grid 7 M4 19.36 dBV/m	Grid 8 M4 19.65 dBV/m	Grid 9 M4 18.86 dBV/m

Cursor:

Total = 19.65 dBV/m

E Category: M4

Location: 5, 20.5, 8.7 mm



0 dB = 9.606 V/m = 19.65 dBV/m

#12_HAC_E_GSM1900_GSM Voice_Ch810_LAT

Communication System: GSM-FDD (TDMA, GMSK); Frequency: 1909.8 MHz; Duty Cycle: 1:8.6896

Medium: Air Medium parameters used: $\sigma = 0$ S/m, $\epsilon_r = 1$; $\rho = 0$ kg/m³

Ambient Temperature : 23.5 °C

DASY5 Configuration:

- Probe: EF3DV3 - SN4047; ConvF(1, 1, 1) @ 1909.8 MHz; Calibrated: 2019/1/30
- Sensor-Surface: (Fix Surface)
- Electronics: DAE4 Sn854; Calibrated: 2019/5/21
- Phantom: HAC Test Arch with AMCC; Type: SD HAC P01 BA;
- Measurement SW: DASY52, Version 52.10 (2); SEMCAD X Version 14.6.12 (7470)

E Scan - ER3D: 15 mm from Probe Center to the Device/Hearing Aid Compatibility Test

(101x101x1): Interpolated grid: dx=0.5000 mm, dy=0.5000 mm

Device Reference Point: 0, 0, -6.3 mm

Reference Value = 5.055 V/m; Power Drift = 0.09 dB

Applied MIF = 3.63 dB

RF audio interference level = 18.76 dBV/m

Emission category: M4

MIF scaled E-field


Grid 1 M4 18.76 dBV/m	Grid 2 M4 17.42 dBV/m	Grid 3 M4 16.49 dBV/m
Grid 4 M4 17.96 dBV/m	Grid 5 M4 17.85 dBV/m	Grid 6 M4 17.5 dBV/m
Grid 7 M4 18.76 dBV/m	Grid 8 M4 18.62 dBV/m	Grid 9 M4 17.82 dBV/m

Cursor:

Total = 18.76 dBV/m

E Category: M4

Location: 25, -25, 8.7 mm



0 dB = 8.673 V/m = 18.76 dBV/m

#13_HAC_E_CDMA BC0_ 1xRTT, RC1 SO3, 18th Rate_Ch1013_UAT

Communication System: CDMA2000, RC1, SO3, 1/8th Rate 25 fr.; Frequency: 824.7 MHz; Duty Cycle: 1:17.7419

Medium: Air Medium parameters used: $\sigma = 0$ S/m, $\epsilon_r = 1$; $\rho = 0$ kg/m³

Ambient Temperature : 23.5 °C

DASY5 Configuration:

- Probe: EF3DV3 - SN4047; ConvF(1, 1, 1) @ 824.7 MHz; Calibrated: 2019/1/30
- Sensor-Surface: (Fix Surface)
- Electronics: DAE4 Sn854; Calibrated: 2019/5/21
- Phantom: HAC Test Arch with AMCC; Type: SD HAC P01 BA;
- Measurement SW: DASY52, Version 52.10 (2); SEMCAD X Version 14.6.12 (7470)

E Scan - ER3D: 15 mm from Probe Center to the Device/Hearing Aid Compatibility Test

(101x101x1): Interpolated grid: dx=0.5000 mm, dy=0.5000 mm

Device Reference Point: 0, 0, -6.3 mm

Reference Value = 14.06 V/m; Power Drift = 0.09 dB

Applied MIF = 3.26 dB

RF audio interference level = 28.77 dBV/m

Emission category: M4

MIF scaled E-field


Grid 1 M4 28.77 dBV/m	Grid 2 M4 26.45 dBV/m	Grid 3 M4 23.02 dBV/m
Grid 4 M4 23.89 dBV/m	Grid 5 M4 23.79 dBV/m	Grid 6 M4 22.63 dBV/m
Grid 7 M4 23.19 dBV/m	Grid 8 M4 23.26 dBV/m	Grid 9 M4 22.5 dBV/m

Cursor:

Total = 28.77 dBV/m

E Category: M4

Location: 25, -25, 8.7 mm



0 dB = 27.44 V/m = 28.77 dBV/m

#14_HAC_E_CDMA BC0_ 1xRTT, RC1 SO3, 18th Rate_Ch384_UAT

Communication System: CDMA2000, RC1, SO3, 1/8th Rate 25 fr.; Frequency: 836.52 MHz; Duty Cycle: 1:17.7419

Medium: Air Medium parameters used: $\sigma = 0$ S/m, $\epsilon_r = 1$; $\rho = 0$ kg/m³

Ambient Temperature : 23.5 °C

DASY5 Configuration:

- Probe: EF3DV3 - SN4047; ConvF(1, 1, 1) @ 836.52 MHz; Calibrated: 2019/1/30
- Sensor-Surface: (Fix Surface)
- Electronics: DAE4 Sn854; Calibrated: 2019/5/21
- Phantom: HAC Test Arch with AMCC; Type: SD HAC P01 BA;
- Measurement SW: DASY52, Version 52.10 (2); SEMCAD X Version 14.6.12 (7470)

E Scan - ER3D: 15 mm from Probe Center to the Device/Hearing Aid Compatibility Test

(101x101x1): Interpolated grid: dx=0.5000 mm, dy=0.5000 mm

Device Reference Point: 0, 0, -6.3 mm

Reference Value = 15.26 V/m; Power Drift = -0.04 dB

Applied MIF = 3.26 dB

RF audio interference level = 29.45 dBV/m

Emission category: M4

MIF scaled E-field


Grid 1 M4 29.45 dBV/m	Grid 2 M4 27.17 dBV/m	Grid 3 M4 23.55 dBV/m
Grid 4 M4 24.5 dBV/m	Grid 5 M4 24.42 dBV/m	Grid 6 M4 23.16 dBV/m
Grid 7 M4 23.9 dBV/m	Grid 8 M4 23.94 dBV/m	Grid 9 M4 22.97 dBV/m

Cursor:

Total = 29.45 dBV/m

E Category: M4

Location: 25, -25, 8.7 mm



0 dB = 29.70 V/m = 29.46 dBV/m

#15_HAC_E_CDMA BC0_ 1xRTT, RC1 SO3, 18th Rate_Ch777_UAT

Communication System: CDMA2000, RC1, SO3, 1/8th Rate 25 fr.; Frequency: 848.31 MHz; Duty Cycle: 1:17.7419

Medium: Air Medium parameters used: $\sigma = 0$ S/m, $\epsilon_r = 1$; $\rho = 0$ kg/m³

Ambient Temperature : 23.5 °C

DASY5 Configuration:

- Probe: EF3DV3 - SN4047; ConvF(1, 1, 1) @ 848.31 MHz; Calibrated: 2019/1/30
- Sensor-Surface: (Fix Surface)
- Electronics: DAE4 Sn854; Calibrated: 2019/5/21
- Phantom: HAC Test Arch with AMCC; Type: SD HAC P01 BA;
- Measurement SW: DASY52, Version 52.10 (2); SEMCAD X Version 14.6.12 (7470)

E Scan - ER3D: 15 mm from Probe Center to the Device/Hearing Aid Compatibility Test

(101x101x1): Interpolated grid: dx=0.5000 mm, dy=0.5000 mm

Device Reference Point: 0, 0, -6.3 mm

Reference Value = 12.50 V/m; Power Drift = 0.11 dB

Applied MIF = 3.26 dB

RF audio interference level = 28.64 dBV/m

Emission category: M4

MIF scaled E-field


Grid 1 M4 28.64 dBV/m	Grid 2 M4 26.16 dBV/m	Grid 3 M4 22.45 dBV/m
Grid 4 M4 23.19 dBV/m	Grid 5 M4 23.11 dBV/m	Grid 6 M4 21.7 dBV/m
Grid 7 M4 22.27 dBV/m	Grid 8 M4 22.28 dBV/m	Grid 9 M4 21.37 dBV/m

Cursor:

Total = 28.64 dBV/m

E Category: M4

Location: 25, -25, 8.7 mm



0 dB = 27.03 V/m = 28.64 dBV/m

#16_HAC_E_CDMA BC0_ 1xRTT, RC1 SO3, 18th Rate_Ch1013_LAT

Communication System: CDMA2000, RC1, SO3, 1/8th Rate 25 fr.; Frequency: 824.7 MHz; Duty Cycle: 1:17.7419

Medium: Air Medium parameters used: $\sigma = 0$ S/m, $\epsilon_r = 1$; $\rho = 0$ kg/m³

Ambient Temperature : 23.5 °C

DASY5 Configuration:

- Probe: EF3DV3 - SN4047; ConvF(1, 1, 1) @ 824.7 MHz; Calibrated: 2019/1/30
- Sensor-Surface: (Fix Surface)
- Electronics: DAE4 Sn854; Calibrated: 2019/5/21
- Phantom: HAC Test Arch with AMCC; Type: SD HAC P01 BA;
- Measurement SW: DASY52, Version 52.10 (2); SEMCAD X Version 14.6.12 (7470)

E Scan - ER3D: 15 mm from Probe Center to the Device/Hearing Aid Compatibility Test

(101x101x1): Interpolated grid: dx=0.5000 mm, dy=0.5000 mm

Device Reference Point: 0, 0, -6.3 mm

Reference Value = 15.49 V/m; Power Drift = 0.08 dB

Applied MIF = 3.26 dB

RF audio interference level = 24.98 dBV/m

Emission category: M4

MIF scaled E-field


Grid 1 M4 24.85 dBV/m	Grid 2 M4 24.98 dBV/m	Grid 3 M4 24.31 dBV/m
Grid 4 M4 24.01 dBV/m	Grid 5 M4 24.57 dBV/m	Grid 6 M4 24.05 dBV/m
Grid 7 M4 23.14 dBV/m	Grid 8 M4 23.79 dBV/m	Grid 9 M4 23.39 dBV/m

Cursor:

Total = 24.98 dBV/m

E Category: M4

Location: 1, -25, 8.7 mm



0 dB = 17.75 V/m = 24.98 dBV/m

#17_HAC_E_CDMA BC0_ 1xRTT, RC1 SO3, 18th Rate_Ch384_LAT

Communication System: CDMA2000, RC1, SO3, 1/8th Rate 25 fr.; Frequency: 836.52 MHz; Duty Cycle: 1:17.7419

Medium: Air Medium parameters used: $\sigma = 0$ S/m, $\epsilon_r = 1$; $\rho = 0$ kg/m³

Ambient Temperature : 23.5 °C

DASY5 Configuration:

- Probe: EF3DV3 - SN4047; ConvF(1, 1, 1) @ 836.52 MHz; Calibrated: 2019/1/30
- Sensor-Surface: (Fix Surface)
- Electronics: DAE4 Sn854; Calibrated: 2019/5/21
- Phantom: HAC Test Arch with AMCC; Type: SD HAC P01 BA;
- Measurement SW: DASY52, Version 52.10 (2); SEMCAD X Version 14.6.12 (7470)

E Scan - ER3D: 15 mm from Probe Center to the Device/Hearing Aid Compatibility Test

(101x101x1): Interpolated grid: dx=0.5000 mm, dy=0.5000 mm

Device Reference Point: 0, 0, -6.3 mm

Reference Value = 14.67 V/m; Power Drift = -0.05 dB

Applied MIF = 3.26 dB

RF audio interference level = 25.02 dBV/m

Emission category: M4

MIF scaled E-field


Grid 1 M4 24.81 dBV/m	Grid 2 M4 25.02 dBV/m	Grid 3 M4 24.5 dBV/m
Grid 4 M4 23.65 dBV/m	Grid 5 M4 24.34 dBV/m	Grid 6 M4 23.91 dBV/m
Grid 7 M4 22.55 dBV/m	Grid 8 M4 23.3 dBV/m	Grid 9 M4 22.82 dBV/m

Cursor:

Total = 25.02 dBV/m

E Category: M4

Location: 4, -25, 8.7 mm



0 dB = 17.83 V/m = 25.02 dBV/m

#18_HAC_E_CDMA BC0_ 1xRTT, RC1 SO3, 18th Rate_Ch777_LAT

Communication System: CDMA2000, RC1, SO3, 1/8th Rate 25 fr.; Frequency: 848.31 MHz; Duty Cycle: 1:17.7419

Medium: Air Medium parameters used: $\sigma = 0$ S/m, $\epsilon_r = 1$; $\rho = 0$ kg/m³

Ambient Temperature : 23.5 °C

DASY5 Configuration:

- Probe: EF3DV3 - SN4047; ConvF(1, 1, 1) @ 848.31 MHz; Calibrated: 2019/1/30
- Sensor-Surface: (Fix Surface)
- Electronics: DAE4 Sn854; Calibrated: 2019/5/21
- Phantom: HAC Test Arch with AMCC; Type: SD HAC P01 BA;
- Measurement SW: DASY52, Version 52.10 (2); SEMCAD X Version 14.6.12 (7470)

E Scan - ER3D: 15 mm from Probe Center to the Device/Hearing Aid Compatibility Test

(101x101x1): Interpolated grid: dx=0.5000 mm, dy=0.5000 mm

Device Reference Point: 0, 0, -6.3 mm

Reference Value = 12.85 V/m; Power Drift = -0.07 dB

Applied MIF = 3.26 dB

RF audio interference level = 23.93 dBV/m

Emission category: M4

MIF scaled E-field


Grid 1 M4 23.6 dBV/m	Grid 2 M4 23.93 dBV/m	Grid 3 M4 23.6 dBV/m
Grid 4 M4 22.47 dBV/m	Grid 5 M4 23.2 dBV/m	Grid 6 M4 22.89 dBV/m
Grid 7 M4 21.09 dBV/m	Grid 8 M4 22.16 dBV/m	Grid 9 M4 21.76 dBV/m

Cursor:

Total = 23.93 dBV/m

E Category: M4

Location: 3.5, -25, 8.7 mm



0 dB = 15.72 V/m = 23.93 dBV/m

#19_HAC_E_CDMA BC1_ 1xRTT, RC1 SO3, 18th Rate_Ch25_UAT

Communication System: CDMA2000, RC1, SO3, 1/8th Rate 25 fr.; Frequency: 1851.25 MHz; Duty Cycle: 1:17.7419

Medium: Air Medium parameters used: $\sigma = 0$ S/m, $\epsilon_r = 1$; $\rho = 0$ kg/m³

Ambient Temperature : 23.5 °C

DASY5 Configuration:

- Probe: EF3DV3 - SN4047; ConvF(1, 1, 1) @ 1851.25 MHz; Calibrated: 2019/1/30
- Sensor-Surface: (Fix Surface)
- Electronics: DAE4 Sn854; Calibrated: 2019/5/21
- Phantom: HAC Test Arch with AMCC; Type: SD HAC P01 BA;
- Measurement SW: DASY52, Version 52.10 (2); SEMCAD X Version 14.6.12 (7470)

E Scan - ER3D: 15 mm from Probe Center to the Device/Hearing Aid Compatibility Test

(101x101x1): Interpolated grid: dx=0.5000 mm, dy=0.5000 mm

Device Reference Point: 0, 0, -6.3 mm

Reference Value = 31.14 V/m; Power Drift = -0.10 dB

Applied MIF = 3.26 dB

RF audio interference level = 32.13 dBV/m

Emission category: M3

MIF scaled E-field


Grid 1 M3 30.93 dBV/m	Grid 2 M3 32.13 dBV/m	Grid 3 M3 31.36 dBV/m
Grid 4 M4 26.65 dBV/m	Grid 5 M3 30.33 dBV/m	Grid 6 M3 30.31 dBV/m
Grid 7 M4 28.04 dBV/m	Grid 8 M4 29.48 dBV/m	Grid 9 M4 29.47 dBV/m

Cursor:

Total = 32.13 dBV/m

E Category: M3

Location: -1, -24.5, 8.7 mm



0 dB = 40.42 V/m = 32.13 dBV/m

#20_HAC_E_CDMA BC1_ 1xRTT, RC1 SO3, 18th Rate_Ch600_UAT

Communication System: CDMA2000, RC1, SO3, 1/8th Rate 25 fr.; Frequency: 1880 MHz; Duty Cycle: 1:17.7419

Medium: Air Medium parameters used: $\sigma = 0$ S/m, $\epsilon_r = 1$; $\rho = 0$ kg/m³

Ambient Temperature : 23.5 °C

DASY5 Configuration:

- Probe: EF3DV3 - SN4047; ConvF(1, 1, 1) @ 1880 MHz; Calibrated: 2019/1/30
- Sensor-Surface: (Fix Surface)
- Electronics: DAE4 Sn854; Calibrated: 2019/5/21
- Phantom: HAC Test Arch with AMCC; Type: SD HAC P01 BA;
- Measurement SW: DASY52, Version 52.10 (2); SEMCAD X Version 14.6.12 (7470)

E Scan - ER3D: 15 mm from Probe Center to the Device/Hearing Aid Compatibility Test

(101x101x1): Interpolated grid: dx=0.5000 mm, dy=0.5000 mm

Device Reference Point: 0, 0, -6.3 mm

Reference Value = 33.47 V/m; Power Drift = 0.03 dB

Applied MIF = 3.26 dB

RF audio interference level = 32.14 dBV/m

Emission category: M3

MIF scaled E-field


Grid 1 M3 30.77 dBV/m	Grid 2 M3 32.14 dBV/m	Grid 3 M3 31.63 dBV/m
Grid 4 M4 26.71 dBV/m	Grid 5 M3 30.89 dBV/m	Grid 6 M3 30.88 dBV/m
Grid 7 M4 28.17 dBV/m	Grid 8 M4 29.94 dBV/m	Grid 9 M4 29.93 dBV/m

Cursor:

Total = 32.14 dBV/m

E Category: M3

Location: -1, -24, 8.7 mm



0 dB = 40.45 V/m = 32.14 dBV/m

#21_HAC_E_CDMA BC1_ 1xRTT, RC1 SO3, 18th Rate_Ch1175_UAT

Communication System: CDMA2000, RC1, SO3, 1/8th Rate 25 fr.; Frequency: 1908.75 MHz; Duty Cycle: 1:17.7419

Medium: Air Medium parameters used: $\sigma = 0$ S/m, $\epsilon_r = 1$; $\rho = 0$ kg/m³

Ambient Temperature : 23.5 °C

DASY5 Configuration:

- Probe: EF3DV3 - SN4047; ConvF(1, 1, 1) @ 1908.75 MHz; Calibrated: 2019/1/30
- Sensor-Surface: (Fix Surface)
- Electronics: DAE4 Sn854; Calibrated: 2019/5/21
- Phantom: HAC Test Arch with AMCC; Type: SD HAC P01 BA;
- Measurement SW: DASY52, Version 52.10 (2); SEMCAD X Version 14.6.12 (7470)

E Scan - ER3D: 15 mm from Probe Center to the Device/Hearing Aid Compatibility Test

(101x101x1): Interpolated grid: dx=0.5000 mm, dy=0.5000 mm

Device Reference Point: 0, 0, -6.3 mm

Reference Value = 31.61 V/m; Power Drift = -0.10 dB

Applied MIF = 3.26 dB

RF audio interference level = 31.94 dBV/m

Emission category: M3

MIF scaled E-field


Grid 1 M3 30.7 dBV/m	Grid 2 M3 31.94 dBV/m	Grid 3 M3 31.19 dBV/m
Grid 4 M4 26.33 dBV/m	Grid 5 M3 30.3 dBV/m	Grid 6 M3 30.3 dBV/m
Grid 7 M4 28.21 dBV/m	Grid 8 M4 29.57 dBV/m	Grid 9 M4 29.49 dBV/m

Cursor:

Total = 31.94 dBV/m

E Category: M3

Location: -0.5, -25, 8.7 mm



0 dB = 39.55 V/m = 31.94 dBV/m

#22_HAC_E_CDMA BC1_ 1xRTT, RC1 SO3, 18th Rate_Ch25_LAT

Communication System: CDMA2000, RC1, SO3, 1/8th Rate 25 fr.; Frequency: 1851.25 MHz; Duty Cycle: 1:17.7419

Medium: Air Medium parameters used: $\sigma = 0$ S/m, $\epsilon_r = 1$; $\rho = 0$ kg/m³

Ambient Temperature : 23.5 °C

DASY5 Configuration:

- Probe: EF3DV3 - SN4047; ConvF(1, 1, 1) @ 1851.25 MHz; Calibrated: 2019/1/30
- Sensor-Surface: (Fix Surface)
- Electronics: DAE4 Sn854; Calibrated: 2019/5/21
- Phantom: HAC Test Arch with AMCC; Type: SD HAC P01 BA;
- Measurement SW: DASY52, Version 52.10 (2); SEMCAD X Version 14.6.12 (7470)

E Scan - ER3D: 15 mm from Probe Center to the Device/Hearing Aid Compatibility Test

(101x101x1): Interpolated grid: dx=0.5000 mm, dy=0.5000 mm

Device Reference Point: 0, 0, -6.3 mm

Reference Value = 8.934 V/m; Power Drift = 0.09 dB

Applied MIF = 3.26 dB

RF audio interference level = 24.21 dBV/m

Emission category: M4

MIF scaled E-field


Grid 1 M4 22.52 dBV/m	Grid 2 M4 22.43 dBV/m	Grid 3 M4 19.48 dBV/m
Grid 4 M4 19.61 dBV/m	Grid 5 M4 22.23 dBV/m	Grid 6 M4 22.29 dBV/m
Grid 7 M4 22.44 dBV/m	Grid 8 M4 24.21 dBV/m	Grid 9 M4 24.15 dBV/m

Cursor:

Total = 24.21 dBV/m

E Category: M4

Location: -6.5, 24, 8.7 mm



0 dB = 16.24 V/m = 24.21 dBV/m

#23_HAC_E_CDMA BC1_ 1xRTT, RC1 SO3, 18th Rate_Ch600_LAT

Communication System: CDMA2000, RC1, SO3, 1/8th Rate 25 fr.; Frequency: 1880 MHz; Duty Cycle: 1:17.7419

Medium: Air Medium parameters used: $\sigma = 0$ S/m, $\epsilon_r = 1$; $\rho = 0$ kg/m³

Ambient Temperature : 23.5 °C

DASY5 Configuration:

- Probe: EF3DV3 - SN4047; ConvF(1, 1, 1) @ 1880 MHz; Calibrated: 2019/1/30
- Sensor-Surface: (Fix Surface)
- Electronics: DAE4 Sn854; Calibrated: 2019/5/21
- Phantom: HAC Test Arch with AMCC; Type: SD HAC P01 BA;
- Measurement SW: DASY52, Version 52.10 (2); SEMCAD X Version 14.6.12 (7470)

E Scan - ER3D: 15 mm from Probe Center to the Device/Hearing Aid Compatibility Test

(101x101x1): Interpolated grid: dx=0.5000 mm, dy=0.5000 mm

Device Reference Point: 0, 0, -6.3 mm

Reference Value = 7.663 V/m; Power Drift = 0.02 dB

Applied MIF = 3.26 dB

RF audio interference level = 23.05 dBV/m

Emission category: M4

MIF scaled E-field


Grid 1 M4 21.88 dBV/m	Grid 2 M4 21.88 dBV/m	Grid 3 M4 18.8 dBV/m
Grid 4 M4 19.35 dBV/m	Grid 5 M4 21.11 dBV/m	Grid 6 M4 21.17 dBV/m
Grid 7 M4 22.17 dBV/m	Grid 8 M4 23.05 dBV/m	Grid 9 M4 23.05 dBV/m

Cursor:

Total = 23.05 dBV/m

E Category: M4

Location: -1.5, 25, 8.7 mm



0 dB = 14.21 V/m = 23.05 dBV/m

#24_HAC_E_CDMA BC1_ 1xRTT, RC1 SO3, 18th Rate_Ch1175_LAT

Communication System: CDMA2000, RC1, SO3, 1/8th Rate 25 fr.; Frequency: 1908.75 MHz; Duty Cycle: 1:17.7419

Medium: Air Medium parameters used: $\sigma = 0$ S/m, $\epsilon_r = 1$; $\rho = 0$ kg/m³

Ambient Temperature : 23.5 °C

DASY5 Configuration:

- Probe: EF3DV3 - SN4047; ConvF(1, 1, 1) @ 1908.75 MHz; Calibrated: 2019/1/30
- Sensor-Surface: (Fix Surface)
- Electronics: DAE4 Sn854; Calibrated: 2019/5/21
- Phantom: HAC Test Arch with AMCC; Type: SD HAC P01 BA;
- Measurement SW: DASY52, Version 52.10 (2); SEMCAD X Version 14.6.12 (7470)

E Scan - ER3D: 15 mm from Probe Center to the Device/Hearing Aid Compatibility Test

(101x101x1): Interpolated grid: dx=0.5000 mm, dy=0.5000 mm

Device Reference Point: 0, 0, -6.3 mm

Reference Value = 7.956 V/m; Power Drift = -0.03 dB

Applied MIF = 3.26 dB

RF audio interference level = 23.05 dBV/m

Emission category: M4

MIF scaled E-field


Grid 1 M4 20.96 dBV/m	Grid 2 M4 20.18 dBV/m	Grid 3 M4 18.66 dBV/m
Grid 4 M4 19.47 dBV/m	Grid 5 M4 21.15 dBV/m	Grid 6 M4 21.05 dBV/m
Grid 7 M4 21.92 dBV/m	Grid 8 M4 23.05 dBV/m	Grid 9 M4 23.02 dBV/m

Cursor:

Total = 23.05 dBV/m

E Category: M4

Location: -7, 23, 8.7 mm



0 dB = 14.20 V/m = 23.05 dBV/m

#25_HAC_E_CDMA BC10_ 1xRTT, RC1 SO3, 18th Rate_Ch476_UAT

Communication System: CDMA2000, RC1, SO3, 1/8th Rate 25 fr.; Frequency: 817.9 MHz; Duty Cycle: 1:17.7419

Medium: Air Medium parameters used: $\sigma = 0$ S/m, $\epsilon_r = 1$; $\rho = 0$ kg/m³

Ambient Temperature : 23.5 °C

DASY5 Configuration:

- Probe: EF3DV3 - SN4047; ConvF(1, 1, 1) @ 817.9 MHz; Calibrated: 2019/1/30
- Sensor-Surface: (Fix Surface)
- Electronics: DAE4 Sn854; Calibrated: 2019/5/21
- Phantom: HAC Test Arch with AMCC; Type: SD HAC P01 BA;
- Measurement SW: DASY52, Version 52.10 (2); SEMCAD X Version 14.6.12 (7470)

E Scan - ER3D: 15 mm from Probe Center to the Device/Hearing Aid Compatibility Test

(101x101x1): Interpolated grid: dx=0.5000 mm, dy=0.5000 mm

Device Reference Point: 0, 0, -6.3 mm

Reference Value = 14.98 V/m; Power Drift = 0.11 dB

Applied MIF = 3.26 dB

RF audio interference level = 29.23 dBV/m

Emission category: M4

MIF scaled E-field


Grid 1 M4 29.23 dBV/m	Grid 2 M4 27.08 dBV/m	Grid 3 M4 23.67 dBV/m
Grid 4 M4 24.49 dBV/m	Grid 5 M4 24.38 dBV/m	Grid 6 M4 23.11 dBV/m
Grid 7 M4 23.71 dBV/m	Grid 8 M4 23.71 dBV/m	Grid 9 M4 22.8 dBV/m

Cursor:

Total = 29.23 dBV/m

E Category: M4

Location: 25, -25, 8.7 mm



0 dB = 28.95 V/m = 29.23 dBV/m

#26_HAC_E_CDMA BC10_ 1xRTT, RC1 SO3, 18th Rate_Ch580_UAT

Communication System: CDMA2000, RC1, SO3, 1/8th Rate 25 fr.; Frequency: 820.5 MHz; Duty Cycle: 1:17.7419

Medium: Air Medium parameters used: $\sigma = 0$ S/m, $\epsilon_r = 1$; $\rho = 0$ kg/m³

Ambient Temperature : 23.5 °C

DASY5 Configuration:

- Probe: EF3DV3 - SN4047; ConvF(1, 1, 1) @ 820.5 MHz; Calibrated: 2019/1/30
- Sensor-Surface: (Fix Surface)
- Electronics: DAE4 Sn854; Calibrated: 2019/5/21
- Phantom: HAC Test Arch with AMCC; Type: SD HAC P01 BA;
- Measurement SW: DASY52, Version 52.10 (2); SEMCAD X Version 14.6.12 (7470)

E Scan - ER3D: 15 mm from Probe Center to the Device/Hearing Aid Compatibility Test

(101x101x1): Interpolated grid: dx=0.5000 mm, dy=0.5000 mm

Device Reference Point: 0, 0, -6.3 mm

Reference Value = 14.82 V/m; Power Drift = -0.01 dB

Applied MIF = 3.26 dB

RF audio interference level = 29.04 dBV/m

Emission category: M4

MIF scaled E-field


Grid 1 M4 29.04 dBV/m	Grid 2 M4 26.86 dBV/m	Grid 3 M4 23.59 dBV/m
Grid 4 M4 24.32 dBV/m	Grid 5 M4 24.28 dBV/m	Grid 6 M4 23.01 dBV/m
Grid 7 M4 23.74 dBV/m	Grid 8 M4 23.84 dBV/m	Grid 9 M4 22.93 dBV/m

Cursor:

Total = 29.04 dBV/m

E Category: M4

Location: 25, -25, 8.7 mm



0 dB = 28.32 V/m = 29.04 dBV/m

#27_HAC_E_CDMA BC10_ 1xRTT, RC1 SO3, 18th Rate_Ch684_LAT

Communication System: CDMA2000, RC1, SO3, 1/8th Rate 25 fr.; Frequency: 823.1 MHz; Duty Cycle: 1:17.7419

Medium: Air Medium parameters used: $\sigma = 0$ S/m, $\epsilon_r = 1$; $\rho = 0$ kg/m³

Ambient Temperature : 23.5 °C

DASY5 Configuration:

- Probe: EF3DV3 - SN4047; ConvF(1, 1, 1) @ 823.1 MHz; Calibrated: 2019/1/30
- Sensor-Surface: (Fix Surface)
- Electronics: DAE4 Sn854; Calibrated: 2019/5/21
- Phantom: HAC Test Arch with AMCC; Type: SD HAC P01 BA;
- Measurement SW: DASY52, Version 52.10 (2); SEMCAD X Version 14.6.12 (7470)

E Scan - ER3D: 15 mm from Probe Center to the Device/Hearing Aid Compatibility Test

(101x101x1): Interpolated grid: dx=0.5000 mm, dy=0.5000 mm

Device Reference Point: 0, 0, -6.3 mm

Reference Value = 14.19 V/m; Power Drift = -0.01 dB

Applied MIF = 3.26 dB

RF audio interference level = 28.72 dBV/m

Emission category: M4

MIF scaled E-field


Grid 1 M4 28.72 dBV/m	Grid 2 M4 26.52 dBV/m	Grid 3 M4 23.08 dBV/m
Grid 4 M4 23.88 dBV/m	Grid 5 M4 23.86 dBV/m	Grid 6 M4 22.69 dBV/m
Grid 7 M4 23.3 dBV/m	Grid 8 M4 23.45 dBV/m	Grid 9 M4 22.62 dBV/m

Cursor:

Total = 28.72 dBV/m

E Category: M4

Location: 25, -25, 8.7 mm



0 dB = 27.29 V/m = 28.72 dBV/m

#28_HAC_E_CDMA BC10_ 1xRTT, RC1 SO3, 18th Rate_Ch476_LAT

Communication System: CDMA2000, RC1, SO3, 1/8th Rate 25 fr.; Frequency: 817.9 MHz; Duty Cycle: 1:17.7419

Medium: Air Medium parameters used: $\sigma = 0$ S/m, $\epsilon_r = 1$; $\rho = 0$ kg/m³

Ambient Temperature : 23.5 °C

DASY5 Configuration:

- Probe: EF3DV3 - SN4047; ConvF(1, 1, 1) @ 817.9 MHz; Calibrated: 2019/1/30
- Sensor-Surface: (Fix Surface)
- Electronics: DAE4 Sn854; Calibrated: 2019/5/21
- Phantom: HAC Test Arch with AMCC; Type: SD HAC P01 BA;
- Measurement SW: DASY52, Version 52.10 (2); SEMCAD X Version 14.6.12 (7470)

E Scan - ER3D: 15 mm from Probe Center to the Device/Hearing Aid Compatibility Test

(101x101x1): Interpolated grid: dx=0.5000 mm, dy=0.5000 mm

Device Reference Point: 0, 0, -6.3 mm

Reference Value = 14.99 V/m; Power Drift = 0.02 dB

Applied MIF = 3.26 dB

RF audio interference level = 24.97 dBV/m

Emission category: M4

MIF scaled E-field


Grid 1 M4 24.93 dBV/m	Grid 2 M4 24.97 dBV/m	Grid 3 M4 24.33 dBV/m
Grid 4 M4 23.86 dBV/m	Grid 5 M4 24.34 dBV/m	Grid 6 M4 23.8 dBV/m
Grid 7 M4 22.81 dBV/m	Grid 8 M4 23.44 dBV/m	Grid 9 M4 23.26 dBV/m

Cursor:

Total = 24.97 dBV/m

E Category: M4

Location: 4, -25, 8.7 mm



0 dB = 17.72 V/m = 24.97 dBV/m

#29_HAC_E_CDMA BC10_ 1xRTT, RC1 SO3, 18th Rate_Ch580_LAT

Communication System: CDMA2000, RC1, SO3, 1/8th Rate 25 fr.; Frequency: 820.5 MHz; Duty Cycle: 1:17.7419

Medium: Air Medium parameters used: $\sigma = 0$ S/m, $\epsilon_r = 1$; $\rho = 0$ kg/m³

Ambient Temperature : 23.5 °C

DASY5 Configuration:

- Probe: EF3DV3 - SN4047; ConvF(1, 1, 1) @ 820.5 MHz; Calibrated: 2019/1/30
- Sensor-Surface: (Fix Surface)
- Electronics: DAE4 Sn854; Calibrated: 2019/5/21
- Phantom: HAC Test Arch with AMCC; Type: SD HAC P01 BA;
- Measurement SW: DASY52, Version 52.10 (2); SEMCAD X Version 14.6.12 (7470)

E Scan - ER3D: 15 mm from Probe Center to the Device/Hearing Aid Compatibility Test

(101x101x1): Interpolated grid: dx=0.5000 mm, dy=0.5000 mm

Device Reference Point: 0, 0, -6.3 mm

Reference Value = 15.18 V/m; Power Drift = 0.10 dB

Applied MIF = 3.26 dB

RF audio interference level = 24.92 dBV/m

Emission category: M4

MIF scaled E-field


Grid 1 M4 24.76 dBV/m	Grid 2 M4 24.92 dBV/m	Grid 3 M4 24.29 dBV/m
Grid 4 M4 23.85 dBV/m	Grid 5 M4 24.4 dBV/m	Grid 6 M4 23.95 dBV/m
Grid 7 M4 23 dBV/m	Grid 8 M4 23.56 dBV/m	Grid 9 M4 23.08 dBV/m

Cursor:

Total = 24.92 dBV/m

E Category: M4

Location: 3.5, -25, 8.7 mm



0 dB = 17.62 V/m = 24.92 dBV/m

#30_HAC_E_CDMA BC10_ 1xRTT, RC1 SO3, 18th Rate_Ch684_UAT

Communication System: CDMA2000, RC1, SO3, 1/8th Rate 25 fr.; Frequency: 823.1 MHz; Duty Cycle: 1:17.7419

Medium: Air Medium parameters used: $\sigma = 0$ S/m, $\epsilon_r = 1$; $\rho = 0$ kg/m³

Ambient Temperature : 23.5 °C

DASY5 Configuration:

- Probe: EF3DV3 - SN4047; ConvF(1, 1, 1) @ 823.1 MHz; Calibrated: 2019/1/30
- Sensor-Surface: (Fix Surface)
- Electronics: DAE4 Sn854; Calibrated: 2019/5/21
- Phantom: HAC Test Arch with AMCC; Type: SD HAC P01 BA;
- Measurement SW: DASY52, Version 52.10 (2); SEMCAD X Version 14.6.12 (7470)

E Scan - ER3D: 15 mm from Probe Center to the Device/Hearing Aid Compatibility Test

(101x101x1): Interpolated grid: dx=0.5000 mm, dy=0.5000 mm

Device Reference Point: 0, 0, -6.3 mm

Reference Value = 15.25 V/m; Power Drift = -0.04 dB

Applied MIF = 3.26 dB

RF audio interference level = 24.88 dBV/m

Emission category: M4

MIF scaled E-field


Grid 1 M4 24.66 dBV/m	Grid 2 M4 24.88 dBV/m	Grid 3 M4 24.22 dBV/m
Grid 4 M4 23.79 dBV/m	Grid 5 M4 24.31 dBV/m	Grid 6 M4 23.87 dBV/m
Grid 7 M4 22.92 dBV/m	Grid 8 M4 23.64 dBV/m	Grid 9 M4 23.11 dBV/m

Cursor:

Total = 24.88 dBV/m

E Category: M4

Location: 0.5, -25, 8.7 mm



0 dB = 17.53 V/m = 24.88 dBV/m

#31_HAC_E_LTE Band 41_20M_QPSK_1_49_Ch39750_UAT

Communication System: LTE-TDD (SC-FDMA, 1 RB, 20 MHz, QPSK); Frequency: 2506 MHz; Duty Cycle: 1:8.33681

Medium: Air Medium parameters used: $\sigma = 0$ S/m, $\epsilon_r = 1$; $\rho = 0$ kg/m³

Ambient Temperature : 23.5 °C

DASY5 Configuration:

- Probe: EF3DV3 - SN4047; ConvF(1, 1, 1) @ 2506 MHz; Calibrated: 2019/1/30
- Sensor-Surface: (Fix Surface)
- Electronics: DAE4 Sn854; Calibrated: 2019/5/21
- Phantom: HAC Test Arch with AMCC; Type: SD HAC P01 BA;
- Measurement SW: DASY52, Version 52.10 (2); SEMCAD X Version 14.6.12 (7470)

E Scan - ER3D: 15 mm from Probe Center to the Device/Hearing Aid Compatibility Test

(101x101x1): Interpolated grid: dx=0.5000 mm, dy=0.5000 mm

Device Reference Point: 0, 0, -6.3 mm

Reference Value = 49.82 V/m; Power Drift = 0.07 dB

Applied MIF = -1.62 dB

RF audio interference level = 32.68 dBV/m

Emission category: M3

MIF scaled E-field


Grid 1 M4 29.55 dBV/m	Grid 2 M3 32.68 dBV/m	Grid 3 M3 32.5 dBV/m
Grid 4 M4 27.23 dBV/m	Grid 5 M3 31.44 dBV/m	Grid 6 M3 31.44 dBV/m
Grid 7 M4 27.51 dBV/m	Grid 8 M3 30.79 dBV/m	Grid 9 M3 30.78 dBV/m

Cursor:

Total = 32.68 dBV/m

E Category: M3

Location: -5.5, -20.5, 8.7 mm



0 dB = 43.05 V/m = 32.68 dBV/m

#32_HAC_E_LTE Band 41_20M_QPSK_1_49_Ch40185_UAT

Communication System: LTE-TDD (SC-FDMA, 1 RB, 20 MHz, QPSK); Frequency: 2549.5 MHz; Duty Cycle: 1:8.33681

Medium: Air Medium parameters used: $\sigma = 0$ S/m, $\epsilon_r = 1$; $\rho = 0$ kg/m³

Ambient Temperature : 23.5 °C

DASY5 Configuration:

- Probe: EF3DV3 - SN4047; ConvF(1, 1, 1) @ 2549.5 MHz; Calibrated: 2019/1/30
- Sensor-Surface: (Fix Surface)
- Electronics: DAE4 Sn854; Calibrated: 2019/5/21
- Phantom: HAC Test Arch with AMCC; Type: SD HAC P01 BA;
- Measurement SW: DASY52, Version 52.10 (2); SEMCAD X Version 14.6.12 (7470)

E Scan - ER3D: 15 mm from Probe Center to the Device/Hearing Aid Compatibility Test (101x101x1): Interpolated grid: dx=0.5000 mm, dy=0.5000 mm

Device Reference Point: 0, 0, -6.3 mm

Reference Value = 51.37 V/m; Power Drift = -0.01 dB

Applied MIF = -1.62 dB

RF audio interference level = 31.86 dBV/m

Emission category: M3

MIF scaled E-field


Grid 1 M4 28.64 dBV/m	Grid 2 M3 31.86 dBV/m	Grid 3 M3 31.7 dBV/m
Grid 4 M4 26.88 dBV/m	Grid 5 M3 30.89 dBV/m	Grid 6 M3 30.87 dBV/m
Grid 7 M4 26.58 dBV/m	Grid 8 M4 29.66 dBV/m	Grid 9 M4 29.65 dBV/m

Cursor:

Total = 31.86 dBV/m

E Category: M3

Location: -6, -20, 8.7 mm



0 dB = 39.17 V/m = 31.86 dBV/m

#33_HAC_E_LTE Band 41_20M_QPSK_1_49_Ch40620_UAT

Communication System: LTE-TDD (SC-FDMA, 1 RB, 20 MHz, QPSK); Frequency: 2593 MHz; Duty Cycle: 1:8.33681

Medium: Air Medium parameters used: $\sigma = 0$ S/m, $\epsilon_r = 1$; $\rho = 0$ kg/m³

Ambient Temperature : 23.5 °C

DASY5 Configuration:

- Probe: EF3DV3 - SN4047; ConvF(1, 1, 1) @ 2593 MHz; Calibrated: 2019/1/30
- Sensor-Surface: (Fix Surface)
- Electronics: DAE4 Sn854; Calibrated: 2019/5/21
- Phantom: HAC Test Arch with AMCC; Type: SD HAC P01 BA;
- Measurement SW: DASY52, Version 52.10 (2); SEMCAD X Version 14.6.12 (7470)

E Scan - ER3D: 15 mm from Probe Center to the Device/Hearing Aid Compatibility Test

(101x101x1): Interpolated grid: dx=0.5000 mm, dy=0.5000 mm

Device Reference Point: 0, 0, -6.3 mm

Reference Value = 46.72 V/m; Power Drift = -0.05 dB

Applied MIF = -1.62 dB

RF audio interference level = 31.13 dBV/m

Emission category: M3

MIF scaled E-field


Grid 1 M4 27.59 dBV/m	Grid 2 M3 31.13 dBV/m	Grid 3 M3 31 dBV/m
Grid 4 M4 26.34 dBV/m	Grid 5 M3 30.31 dBV/m	Grid 6 M3 30.3 dBV/m
Grid 7 M4 25.86 dBV/m	Grid 8 M4 29.04 dBV/m	Grid 9 M4 29.03 dBV/m

Cursor:

Total = 31.13 dBV/m

E Category: M3

Location: -6, -19.5, 8.7 mm



0 dB = 36.01 V/m = 31.13 dBV/m

#34_HAC_E_LTE Band 41_20M_QPSK_1_49_Ch41055_UAT

Communication System: LTE-TDD (SC-FDMA, 1 RB, 20 MHz, QPSK); Frequency: 2636.5 MHz; Duty Cycle: 1:8.33681

Medium: Air Medium parameters used: $\sigma = 0$ S/m, $\epsilon_r = 1$; $\rho = 0$ kg/m³

Ambient Temperature : 23.5 °C

DASY5 Configuration:

- Probe: EF3DV3 - SN4047; ConvF(1, 1, 1) @ 2636.5 MHz; Calibrated: 2019/1/30
- Sensor-Surface: (Fix Surface)
- Electronics: DAE4 Sn854; Calibrated: 2019/5/21
- Phantom: HAC Test Arch with AMCC; Type: SD HAC P01 BA;
- Measurement SW: DASY52, Version 52.10 (2); SEMCAD X Version 14.6.12 (7470)

E Scan - ER3D: 15 mm from Probe Center to the Device/Hearing Aid Compatibility Test (101x101x1): Interpolated grid: dx=0.5000 mm, dy=0.5000 mm

Device Reference Point: 0, 0, -6.3 mm

Reference Value = 37.60 V/m; Power Drift = -0.04 dB

Applied MIF = -1.62 dB

RF audio interference level = 29.42 dBV/m

Emission category: M4

MIF scaled E-field


Grid 1 M4 26.35 dBV/m	Grid 2 M4 29.42 dBV/m	Grid 3 M4 29.25 dBV/m
Grid 4 M4 25.19 dBV/m	Grid 5 M4 28.52 dBV/m	Grid 6 M4 28.5 dBV/m
Grid 7 M4 24.22 dBV/m	Grid 8 M4 27.31 dBV/m	Grid 9 M4 27.31 dBV/m

Cursor:

Total = 29.42 dBV/m

E Category: M4

Location: -5.5, -20, 8.7 mm



0 dB = 29.57 V/m = 29.42 dBV/m

#35_HAC_E_LTE Band 41_20M_QPSK_1_49_Ch41490_UAT

Communication System: LTE-TDD (SC-FDMA, 1 RB, 20 MHz, QPSK); Frequency: 2680 MHz; Duty Cycle: 1:8.33681

Medium: Air Medium parameters used: $\sigma = 0$ S/m, $\epsilon_r = 1$; $\rho = 0$ kg/m³

Ambient Temperature : 23.5 °C

DASY5 Configuration:

- Probe: EF3DV3 - SN4047; ConvF(1, 1, 1) @ 2680 MHz; Calibrated: 2019/1/30
- Sensor-Surface: (Fix Surface)
- Electronics: DAE4 Sn854; Calibrated: 2019/5/21
- Phantom: HAC Test Arch with AMCC; Type: SD HAC P01 BA;
- Measurement SW: DASY52, Version 52.10 (2); SEMCAD X Version 14.6.12 (7470)

E Scan - ER3D: 15 mm from Probe Center to the Device/Hearing Aid Compatibility Test

(101x101x1): Interpolated grid: dx=0.5000 mm, dy=0.5000 mm

Device Reference Point: 0, 0, -6.3 mm

Reference Value = 35.46 V/m; Power Drift = -0.03 dB

Applied MIF = -1.62 dB

RF audio interference level = 27.93 dBV/m

Emission category: M4

MIF scaled E-field


Grid 1 M4 24.52 dBV/m	Grid 2 M4 27.93 dBV/m	Grid 3 M4 27.81 dBV/m
Grid 4 M4 24.17 dBV/m	Grid 5 M4 27.52 dBV/m	Grid 6 M4 27.5 dBV/m
Grid 7 M4 24.16 dBV/m	Grid 8 M4 26.39 dBV/m	Grid 9 M4 26.35 dBV/m

Cursor:

Total = 27.93 dBV/m

E Category: M4

Location: -6, -18, 8.7 mm



0 dB = 24.93 V/m = 27.93 dBV/m

#36_HAC_E_LTE Band 41_20M_QPSK_1_49_Ch39750_LAT

Communication System: LTE-TDD (SC-FDMA, 1 RB, 20 MHz, QPSK); Frequency: 2506 MHz; Duty Cycle: 1:8.33681

Medium: Air Medium parameters used: $\sigma = 0$ S/m, $\epsilon_r = 1$; $\rho = 0$ kg/m³

Ambient Temperature : 23.5 °C

DASY5 Configuration:

- Probe: EF3DV3 - SN4047; ConvF(1, 1, 1) @ 2506 MHz; Calibrated: 2019/1/30
- Sensor-Surface: (Fix Surface)
- Electronics: DAE4 Sn854; Calibrated: 2019/5/21
- Phantom: HAC Test Arch with AMCC; Type: SD HAC P01 BA;
- Measurement SW: DASY52, Version 52.10 (2); SEMCAD X Version 14.6.12 (7470)

E Scan - ER3D: 15 mm from Probe Center to the Device/Hearing Aid Compatibility Test

(101x101x1): Interpolated grid: dx=0.5000 mm, dy=0.5000 mm

Device Reference Point: 0, 0, -6.3 mm

Reference Value = 7.121 V/m; Power Drift = 0.17 dB

Applied MIF = -1.62 dB

RF audio interference level = 21.00 dBV/m

Emission category: M4

MIF scaled E-field


Grid 1 M4 18.65 dBV/m	Grid 2 M4 20.71 dBV/m	Grid 3 M4 20.71 dBV/m
Grid 4 M4 16.47 dBV/m	Grid 5 M4 18.29 dBV/m	Grid 6 M4 19.05 dBV/m
Grid 7 M4 17.74 dBV/m	Grid 8 M4 20.94 dBV/m	Grid 9 M4 21 dBV/m

Cursor:

Total = 21.00 dBV/m

E Category: M4

Location: -10.5, 25, 8.7 mm



0 dB = 11.22 V/m = 21.00 dBV/m

#37_HAC_E_LTE Band 41_20M_QPSK_1_49_Ch40185_LAT

Communication System: LTE-TDD (SC-FDMA, 1 RB, 20 MHz, QPSK); Frequency: 2549.5 MHz; Duty Cycle: 1:8.33681

Medium: Air Medium parameters used: $\sigma = 0$ S/m, $\epsilon_r = 1$; $\rho = 0$ kg/m³

Ambient Temperature : 23.5 °C

DASY5 Configuration:

- Probe: EF3DV3 - SN4047; ConvF(1, 1, 1) @ 2549.5 MHz; Calibrated: 2019/1/30
- Sensor-Surface: (Fix Surface)
- Electronics: DAE4 Sn854; Calibrated: 2019/5/21
- Phantom: HAC Test Arch with AMCC; Type: SD HAC P01 BA;
- Measurement SW: DASY52, Version 52.10 (2); SEMCAD X Version 14.6.12 (7470)

E Scan - ER3D: 15 mm from Probe Center to the Device/Hearing Aid Compatibility Test (101x101x1): Interpolated grid: dx=0.5000 mm, dy=0.5000 mm

Device Reference Point: 0, 0, -6.3 mm

Reference Value = 5.940 V/m; Power Drift = 0.33 dB

Applied MIF = -1.62 dB

RF audio interference level = 19.76 dBV/m

Emission category: M4

MIF scaled E-field


Grid 1 M4 18.33 dBV/m	Grid 2 M4 19.76 dBV/m	Grid 3 M4 19.61 dBV/m
Grid 4 M4 15.83 dBV/m	Grid 5 M4 15.67 dBV/m	Grid 6 M4 17.28 dBV/m
Grid 7 M4 16.23 dBV/m	Grid 8 M4 18.88 dBV/m	Grid 9 M4 18.89 dBV/m

Cursor:

Total = 19.76 dBV/m

E Category: M4

Location: -2, -25, 8.7 mm



#38_HAC_E_LTE Band 41_20M_QPSK_1_49_Ch40620_LAT

Communication System: LTE-TDD (SC-FDMA, 1 RB, 20 MHz, QPSK); Frequency: 2593 MHz; Duty Cycle: 1:8.33681

Medium: Air Medium parameters used: $\sigma = 0$ S/m, $\epsilon_r = 1$; $\rho = 0$ kg/m³

Ambient Temperature : 23.5 °C

DASY5 Configuration:

- Probe: EF3DV3 - SN4047; ConvF(1, 1, 1) @ 2593 MHz; Calibrated: 2019/1/30
- Sensor-Surface: (Fix Surface)
- Electronics: DAE4 Sn854; Calibrated: 2019/5/21
- Phantom: HAC Test Arch with AMCC; Type: SD HAC P01 BA;
- Measurement SW: DASY52, Version 52.10 (2); SEMCAD X Version 14.6.12 (7470)

E Scan - ER3D: 15 mm from Probe Center to the Device/Hearing Aid Compatibility Test

(101x101x1): Interpolated grid: dx=0.5000 mm, dy=0.5000 mm

Device Reference Point: 0, 0, -6.3 mm

Reference Value = 5.687 V/m; Power Drift = 0.02 dB

Applied MIF = -1.62 dB

RF audio interference level = 19.50 dBV/m

Emission category: M4

MIF scaled E-field


Grid 1 M4 18.02 dBV/m	Grid 2 M4 19.5 dBV/m	Grid 3 M4 19.35 dBV/m
Grid 4 M4 15.61 dBV/m	Grid 5 M4 15.26 dBV/m	Grid 6 M4 15.96 dBV/m
Grid 7 M4 15.07 dBV/m	Grid 8 M4 17.35 dBV/m	Grid 9 M4 17.37 dBV/m

Cursor:

Total = 19.50 dBV/m

E Category: M4

Location: -3.5, -25, 8.7 mm



0 dB = 9.440 V/m = 19.50 dBV/m

#39_HAC_E_LTE Band 41_20M_QPSK_1_49_Ch41055_LAT

Communication System: LTE-TDD (SC-FDMA, 1 RB, 20 MHz, QPSK); Frequency: 2636.5 MHz; Duty Cycle: 1:8.33681

Medium: Air Medium parameters used: $\sigma = 0$ S/m, $\epsilon_r = 1$; $\rho = 0$ kg/m³

Ambient Temperature : 23.5 °C

DASY5 Configuration:

- Probe: EF3DV3 - SN4047; ConvF(1, 1, 1) @ 2636.5 MHz; Calibrated: 2019/1/30
- Sensor-Surface: (Fix Surface)
- Electronics: DAE4 Sn854; Calibrated: 2019/5/21
- Phantom: HAC Test Arch with AMCC; Type: SD HAC P01 BA;
- Measurement SW: DASY52, Version 52.10 (2); SEMCAD X Version 14.6.12 (7470)

E Scan - ER3D: 15 mm from Probe Center to the Device/Hearing Aid Compatibility Test (101x101x1): Interpolated grid: dx=0.5000 mm, dy=0.5000 mm

Device Reference Point: 0, 0, -6.3 mm

Reference Value = 7.720 V/m; Power Drift = -0.19 dB

Applied MIF = -1.62 dB

RF audio interference level = 19.50 dBV/m

Emission category: M4

MIF scaled E-field

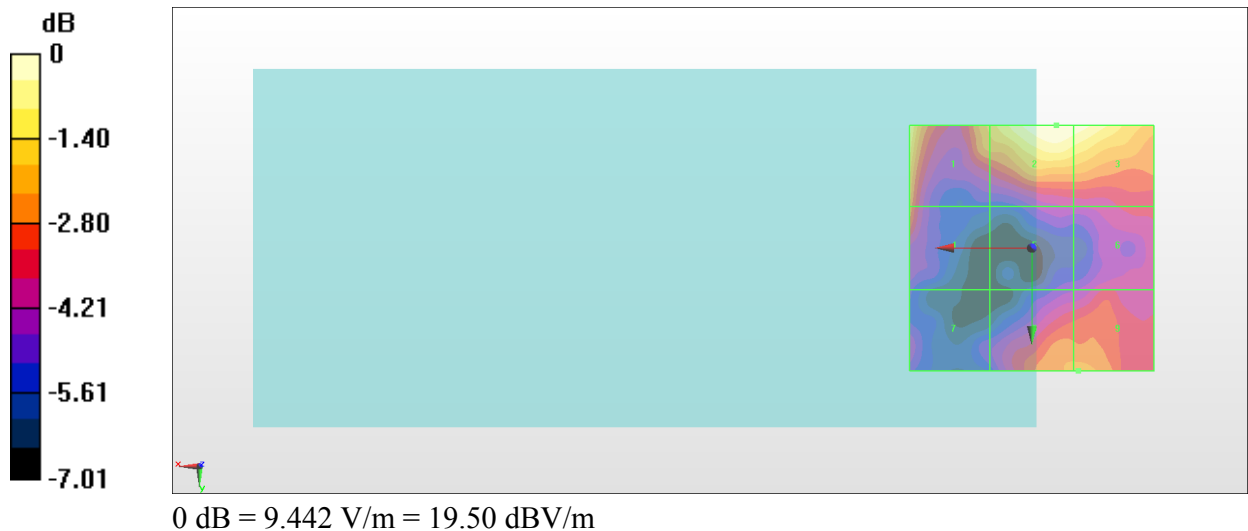
Grid 1 M4 18.97 dBV/m	Grid 2 M4 19.5 dBV/m	Grid 3 M4 19.38 dBV/m
Grid 4 M4 17.18 dBV/m	Grid 5 M4 15.3 dBV/m	Grid 6 M4 15.96 dBV/m
Grid 7 M4 15.3 dBV/m	Grid 8 M4 17.35 dBV/m	Grid 9 M4 17.38 dBV/m

Cursor:

Total = 19.50 dBV/m

E Category: M4

Location: -5, -25, 8.7 mm



#40_HAC_E_LTE Band 41_20M_QPSK_1_49_Ch41490_LAT

Communication System: LTE-TDD (SC-FDMA, 1 RB, 20 MHz, QPSK); Frequency: 2680 MHz; Duty Cycle: 1:8.33681

Medium: Air Medium parameters used: $\sigma = 0$ S/m, $\epsilon_r = 1$; $\rho = 0$ kg/m³

Ambient Temperature : 23.5 °C

DASY5 Configuration:

- Probe: EF3DV3 - SN4047; ConvF(1, 1, 1) @ 2680 MHz; Calibrated: 2019/1/30
- Sensor-Surface: (Fix Surface)
- Electronics: DAE4 Sn854; Calibrated: 2019/5/21
- Phantom: HAC Test Arch with AMCC; Type: SD HAC P01 BA;
- Measurement SW: DASY52, Version 52.10 (2); SEMCAD X Version 14.6.12 (7470)

E Scan - ER3D: 15 mm from Probe Center to the Device/Hearing Aid Compatibility Test

(101x101x1): Interpolated grid: dx=0.5000 mm, dy=0.5000 mm

Device Reference Point: 0, 0, -6.3 mm

Reference Value = 7.556 V/m; Power Drift = 0.08 dB

Applied MIF = -1.62 dB

RF audio interference level = 21.20 dBV/m

Emission category: M4

MIF scaled E-field


Grid 1 M4 19.15 dBV/m	Grid 2 M4 21.2 dBV/m	Grid 3 M4 21.11 dBV/m
Grid 4 M4 16.69 dBV/m	Grid 5 M4 18.27 dBV/m	Grid 6 M4 18.16 dBV/m
Grid 7 M4 15.45 dBV/m	Grid 8 M4 15.66 dBV/m	Grid 9 M4 15.76 dBV/m

Cursor:

Total = 21.20 dBV/m

E Category: M4

Location: -6, -25, 8.7 mm



0 dB = 11.49 V/m = 21.21 dBV/m

#41_HAC_E_LTE Band 41_20M_QPSK_1_49_Ch39750_UAT

Communication System: LTE-TDD (SC-FDMA, 1 RB, 20 MHz, QPSK); Frequency: 2506 MHz; Duty Cycle: 1:8.33681

Medium: Air Medium parameters used: $\sigma = 0$ S/m, $\epsilon_r = 1$; $\rho = 0$ kg/m³

Ambient Temperature : 23.5 °C

DASY5 Configuration:

- Probe: EF3DV3 - SN4047; ConvF(1, 1, 1) @ 2506 MHz; Calibrated: 2019/1/30
- Sensor-Surface: (Fix Surface)
- Electronics: DAE4 Sn854; Calibrated: 2019/5/21
- Phantom: HAC Test Arch with AMCC; Type: SD HAC P01 BA;
- Measurement SW: DASY52, Version 52.10 (2); SEMCAD X Version 14.6.12 (7470)

E Scan - ER3D: 15 mm from Probe Center to the Device/Hearing Aid Compatibility Test

(101x101x1): Interpolated grid: dx=0.5000 mm, dy=0.5000 mm

Device Reference Point: 0, 0, -6.3 mm

Reference Value = 45.13 V/m; Power Drift = -0.04 dB

Applied MIF = -1.62 dB

RF audio interference level = 30.75 dBV/m

Emission category: M3

MIF scaled E-field


Grid 1 M4 27.54 dBV/m	Grid 2 M3 30.75 dBV/m	Grid 3 M3 30.55 dBV/m
Grid 4 M4 25.86 dBV/m	Grid 5 M4 29.73 dBV/m	Grid 6 M4 29.71 dBV/m
Grid 7 M4 25.9 dBV/m	Grid 8 M4 28.75 dBV/m	Grid 9 M4 28.73 dBV/m

Cursor:

Total = 30.75 dBV/m

E Category: M3

Location: -5.5, -20, 8.7 mm



0 dB = 34.46 V/m = 30.75 dBV/m

#42_HAC_E_LTE Band 41_20M_QPSK_1_49_Ch40185_UAT

Communication System: LTE-TDD (SC-FDMA, 1 RB, 20 MHz, QPSK); Frequency: 2549.5 MHz; Duty Cycle: 1:8.33681

Medium: Air Medium parameters used: $\sigma = 0$ S/m, $\epsilon_r = 1$; $\rho = 0$ kg/m³

Ambient Temperature : 23.5 °C

DASY5 Configuration:

- Probe: EF3DV3 - SN4047; ConvF(1, 1, 1) @ 2549.5 MHz; Calibrated: 2019/1/30
- Sensor-Surface: (Fix Surface)
- Electronics: DAE4 Sn854; Calibrated: 2019/5/21
- Phantom: HAC Test Arch with AMCC; Type: SD HAC P01 BA;
- Measurement SW: DASY52, Version 52.10 (2); SEMCAD X Version 14.6.12 (7470)

E Scan - ER3D: 15 mm from Probe Center to the Device/Hearing Aid Compatibility Test (101x101x1): Interpolated grid: dx=0.5000 mm, dy=0.5000 mm

Device Reference Point: 0, 0, -6.3 mm

Reference Value = 42.19 V/m; Power Drift = -0.02 dB

Applied MIF = -1.62 dB

RF audio interference level = 30.04 dBV/m

Emission category: M3

MIF scaled E-field


Grid 1 M4 26.73 dBV/m	Grid 2 M3 30.04 dBV/m	Grid 3 M4 29.82 dBV/m
Grid 4 M4 25.14 dBV/m	Grid 5 M4 28.96 dBV/m	Grid 6 M4 28.92 dBV/m
Grid 7 M4 24.2 dBV/m	Grid 8 M4 27.76 dBV/m	Grid 9 M4 27.74 dBV/m

Cursor:

Total = 30.04 dBV/m

E Category: M3

Location: -5.5, -20.5, 8.7 mm



0 dB = 31.75 V/m = 30.03 dBV/m

#43_HAC_E_LTE Band 41_20M_QPSK_1_49_Ch40620_UAT

Communication System: LTE-TDD (SC-FDMA, 1 RB, 20 MHz, QPSK); Frequency: 2593 MHz; Duty Cycle: 1:8.33681

Medium: Air Medium parameters used: $\sigma = 0$ S/m, $\epsilon_r = 1$; $\rho = 0$ kg/m³

Ambient Temperature : 23.5 °C

DASY5 Configuration:

- Probe: EF3DV3 - SN4047; ConvF(1, 1, 1) @ 2593 MHz; Calibrated: 2019/1/30
- Sensor-Surface: (Fix Surface)
- Electronics: DAE4 Sn854; Calibrated: 2019/5/21
- Phantom: HAC Test Arch with AMCC; Type: SD HAC P01 BA;
- Measurement SW: DASY52, Version 52.10 (2); SEMCAD X Version 14.6.12 (7470)

E Scan - ER3D: 15 mm from Probe Center to the Device/Hearing Aid Compatibility Test

(101x101x1): Interpolated grid: dx=0.5000 mm, dy=0.5000 mm

Device Reference Point: 0, 0, -6.3 mm

Reference Value = 40.25 V/m; Power Drift = 0.00 dB

Applied MIF = -1.62 dB

RF audio interference level = 29.72 dBV/m

Emission category: M4

MIF scaled E-field


Grid 1 M4 26.27 dBV/m	Grid 2 M4 29.72 dBV/m	Grid 3 M4 29.58 dBV/m
Grid 4 M4 25.01 dBV/m	Grid 5 M4 28.85 dBV/m	Grid 6 M4 28.84 dBV/m
Grid 7 M4 24.56 dBV/m	Grid 8 M4 27.65 dBV/m	Grid 9 M4 27.64 dBV/m

Cursor:

Total = 29.72 dBV/m

E Category: M4

Location: -6, -19.5, 8.7 mm



0 dB = 30.63 V/m = 29.72 dBV/m

#44_HAC_E_LTE Band 41_20M_QPSK_1_49_Ch41055_UAT

Communication System: LTE-TDD (SC-FDMA, 1 RB, 20 MHz, QPSK); Frequency: 2636.5 MHz; Duty Cycle: 1:8.33681

Medium: Air Medium parameters used: $\sigma = 0$ S/m, $\epsilon_r = 1$; $\rho = 0$ kg/m³

Ambient Temperature : 23.5 °C

DASY5 Configuration:

- Probe: EF3DV3 - SN4047; ConvF(1, 1, 1) @ 2636.5 MHz; Calibrated: 2019/1/30
- Sensor-Surface: (Fix Surface)
- Electronics: DAE4 Sn854; Calibrated: 2019/5/21
- Phantom: HAC Test Arch with AMCC; Type: SD HAC P01 BA;
- Measurement SW: DASY52, Version 52.10 (2); SEMCAD X Version 14.6.12 (7470)

E Scan - ER3D: 15 mm from Probe Center to the Device/Hearing Aid Compatibility Test (101x101x1): Interpolated grid: dx=0.5000 mm, dy=0.5000 mm

Device Reference Point: 0, 0, -6.3 mm

Reference Value = 38.81 V/m; Power Drift = -0.02 dB

Applied MIF = -1.62 dB

RF audio interference level = 28.73 dBV/m

Emission category: M4

MIF scaled E-field


Grid 1 M4 24.92 dBV/m	Grid 2 M4 28.73 dBV/m	Grid 3 M4 28.58 dBV/m
Grid 4 M4 24.37 dBV/m	Grid 5 M4 28.16 dBV/m	Grid 6 M4 28.11 dBV/m
Grid 7 M4 23.8 dBV/m	Grid 8 M4 26.39 dBV/m	Grid 9 M4 26.36 dBV/m

Cursor:

Total = 28.73 dBV/m

E Category: M4

Location: -6, -18.5, 8.7 mm



0 dB = 27.32 V/m = 28.73 dBV/m

#45_HAC_E_LTE Band 41_20M_QPSK_1_49_Ch41490_UAT

Communication System: LTE-TDD (SC-FDMA, 1 RB, 20 MHz, QPSK); Frequency: 2680 MHz; Duty Cycle: 1:8.33681

Medium: Air Medium parameters used: $\sigma = 0$ S/m, $\epsilon_r = 1$; $\rho = 0$ kg/m³

Ambient Temperature : 23.5 °C

DASY5 Configuration:

- Probe: EF3DV3 - SN4047; ConvF(1, 1, 1) @ 2680 MHz; Calibrated: 2019/1/30
- Sensor-Surface: (Fix Surface)
- Electronics: DAE4 Sn854; Calibrated: 2019/5/21
- Phantom: HAC Test Arch with AMCC; Type: SD HAC P01 BA;
- Measurement SW: DASY52, Version 52.10 (2); SEMCAD X Version 14.6.12 (7470)

E Scan - ER3D: 15 mm from Probe Center to the Device/Hearing Aid Compatibility Test

(101x101x1): Interpolated grid: dx=0.5000 mm, dy=0.5000 mm

Device Reference Point: 0, 0, -6.3 mm

Reference Value = 39.44 V/m; Power Drift = -0.12 dB

Applied MIF = -1.62 dB

RF audio interference level = 28.42 dBV/m

Emission category: M4

MIF scaled E-field


Grid 1 M4 24.55 dBV/m	Grid 2 M4 28.42 dBV/m	Grid 3 M4 28.31 dBV/m
Grid 4 M4 24.43 dBV/m	Grid 5 M4 28.01 dBV/m	Grid 6 M4 27.97 dBV/m
Grid 7 M4 24.3 dBV/m	Grid 8 M4 26.46 dBV/m	Grid 9 M4 26.41 dBV/m

Cursor:

Total = 28.42 dBV/m

E Category: M4

Location: -6, -18, 8.7 mm



0 dB = 26.35 V/m = 28.42 dBV/m

#46_HAC_E_LTE Band 41_20M_QPSK_1_49_Ch39750_LAT

Communication System: LTE-TDD (SC-FDMA, 1 RB, 20 MHz, QPSK); Frequency: 2506 MHz; Duty Cycle: 1:8.33681

Medium: Air Medium parameters used: $\sigma = 0$ S/m, $\epsilon_r = 1$; $\rho = 0$ kg/m³

Ambient Temperature : 23.5 °C

DASY5 Configuration:

- Probe: EF3DV3 - SN4047; ConvF(1, 1, 1) @ 2506 MHz; Calibrated: 2019/1/30
- Sensor-Surface: (Fix Surface)
- Electronics: DAE4 Sn854; Calibrated: 2019/5/21
- Phantom: HAC Test Arch with AMCC; Type: SD HAC P01 BA;
- Measurement SW: DASY52, Version 52.10 (2); SEMCAD X Version 14.6.12 (7470)

E Scan - ER3D: 15 mm from Probe Center to the Device/Hearing Aid Compatibility Test

(101x101x1): Interpolated grid: dx=0.5000 mm, dy=0.5000 mm

Device Reference Point: 0, 0, -6.3 mm

Reference Value = 6.386 V/m; Power Drift = 0.10 dB

Applied MIF = -1.62 dB

RF audio interference level = 21.77 dBV/m

Emission category: M4

MIF scaled E-field


Grid 1 M4 20.35 dBV/m	Grid 2 M4 21.77 dBV/m	Grid 3 M4 21.67 dBV/m
Grid 4 M4 16.7 dBV/m	Grid 5 M4 17.76 dBV/m	Grid 6 M4 19.14 dBV/m
Grid 7 M4 17.6 dBV/m	Grid 8 M4 20.88 dBV/m	Grid 9 M4 20.94 dBV/m

Cursor:

Total = 21.77 dBV/m

E Category: M4

Location: -2.5, -25, 8.7 mm



0 dB = 12.26 V/m = 21.77 dBV/m

#47_HAC_E_LTE Band 41_20M_QPSK_1_49_Ch40185_LAT

Communication System: LTE-TDD (SC-FDMA, 1 RB, 20 MHz, QPSK); Frequency: 2549.5 MHz; Duty Cycle: 1:8.33681

Medium: Air Medium parameters used: $\sigma = 0$ S/m, $\epsilon_r = 1$; $\rho = 0$ kg/m³

Ambient Temperature : 23.5 °C

DASY5 Configuration:

- Probe: EF3DV3 - SN4047; ConvF(1, 1, 1) @ 2549.5 MHz; Calibrated: 2019/1/30
- Sensor-Surface: (Fix Surface)
- Electronics: DAE4 Sn854; Calibrated: 2019/5/21
- Phantom: HAC Test Arch with AMCC; Type: SD HAC P01 BA;
- Measurement SW: DASY52, Version 52.10 (2); SEMCAD X Version 14.6.12 (7470)

E Scan - ER3D: 15 mm from Probe Center to the Device/Hearing Aid Compatibility Test (101x101x1): Interpolated grid: dx=0.5000 mm, dy=0.5000 mm

Device Reference Point: 0, 0, -6.3 mm

Reference Value = 6.535 V/m; Power Drift = -0.08 dB

Applied MIF = -1.62 dB

RF audio interference level = 21.24 dBV/m

Emission category: M4

MIF scaled E-field


Grid 1 M4 19.95 dBV/m	Grid 2 M4 21.24 dBV/m	Grid 3 M4 20.88 dBV/m
Grid 4 M4 15.7 dBV/m	Grid 5 M4 16.97 dBV/m	Grid 6 M4 16.9 dBV/m
Grid 7 M4 17 dBV/m	Grid 8 M4 19.05 dBV/m	Grid 9 M4 19.02 dBV/m

Cursor:

Total = 21.24 dBV/m

E Category: M4

Location: -1.5, -25, 8.7 mm



#48_HAC_E_LTE Band 41_20M_QPSK_1_49_Ch40620_LAT

Communication System: LTE-TDD (SC-FDMA, 1 RB, 20 MHz, QPSK); Frequency: 2593 MHz; Duty Cycle: 1:8.33681

Medium: Air Medium parameters used: $\sigma = 0$ S/m, $\epsilon_r = 1$; $\rho = 0$ kg/m³

Ambient Temperature : 23.5 °C

DASY5 Configuration:

- Probe: EF3DV3 - SN4047; ConvF(1, 1, 1) @ 2593 MHz; Calibrated: 2019/1/30
- Sensor-Surface: (Fix Surface)
- Electronics: DAE4 Sn854; Calibrated: 2019/5/21
- Phantom: HAC Test Arch with AMCC; Type: SD HAC P01 BA;
- Measurement SW: DASY52, Version 52.10 (2); SEMCAD X Version 14.6.12 (7470)

E Scan - ER3D: 15 mm from Probe Center to the Device/Hearing Aid Compatibility Test

(101x101x1): Interpolated grid: dx=0.5000 mm, dy=0.5000 mm

Device Reference Point: 0, 0, -6.3 mm

Reference Value = 7.003 V/m; Power Drift = 0.09 dB

Applied MIF = -1.62 dB

RF audio interference level = 22.03 dBV/m

Emission category: M4

MIF scaled E-field


Grid 1 M4 20.09 dBV/m	Grid 2 M4 22.03 dBV/m	Grid 3 M4 21.78 dBV/m
Grid 4 M4 16.42 dBV/m	Grid 5 M4 18.33 dBV/m	Grid 6 M4 18.19 dBV/m
Grid 7 M4 15.95 dBV/m	Grid 8 M4 18.71 dBV/m	Grid 9 M4 18.71 dBV/m

Cursor:

Total = 22.03 dBV/m

E Category: M4

Location: -4, -25, 8.7 mm



0 dB = 12.64 V/m = 22.03 dBV/m

#49_HAC_E_LTE Band 41_20M_QPSK_1_49_Ch41055_LAT

Communication System: LTE-TDD (SC-FDMA, 1 RB, 20 MHz, QPSK); Frequency: 2636.5 MHz; Duty Cycle: 1:8.33681

Medium: Air Medium parameters used: $\sigma = 0$ S/m, $\epsilon_r = 1$; $\rho = 0$ kg/m³

Ambient Temperature : 23.5 °C

DASY5 Configuration:

- Probe: EF3DV3 - SN4047; ConvF(1, 1, 1) @ 2636.5 MHz; Calibrated: 2019/1/30
- Sensor-Surface: (Fix Surface)
- Electronics: DAE4 Sn854; Calibrated: 2019/5/21
- Phantom: HAC Test Arch with AMCC; Type: SD HAC P01 BA;
- Measurement SW: DASY52, Version 52.10 (2); SEMCAD X Version 14.6.12 (7470)

E Scan - ER3D: 15 mm from Probe Center to the Device/Hearing Aid Compatibility Test (101x101x1): Interpolated grid: dx=0.5000 mm, dy=0.5000 mm

Device Reference Point: 0, 0, -6.3 mm

Reference Value = 5.914 V/m; Power Drift = 0.03 dB

Applied MIF = -1.62 dB

RF audio interference level = 20.56 dBV/m

Emission category: M4

MIF scaled E-field


Grid 1 M4 19.92 dBV/m	Grid 2 M4 20.56 dBV/m	Grid 3 M4 20.5 dBV/m
Grid 4 M4 16.17 dBV/m	Grid 5 M4 16.52 dBV/m	Grid 6 M4 16.51 dBV/m
Grid 7 M4 14.66 dBV/m	Grid 8 M4 16.38 dBV/m	Grid 9 M4 16.44 dBV/m

Cursor:

Total = 20.56 dBV/m

E Category: M4

Location: -6.5, -25, 8.7 mm



#50_HAC_E_LTE Band 41_20M_QPSK_1_49_Ch41490_LAT

Communication System: LTE-TDD (SC-FDMA, 1 RB, 20 MHz, QPSK); Frequency: 2680 MHz; Duty Cycle: 1:8.33681

Medium: Air Medium parameters used: $\sigma = 0$ S/m, $\epsilon_r = 1$; $\rho = 0$ kg/m³

Ambient Temperature : 23.5 °C

DASY5 Configuration:

- Probe: EF3DV3 - SN4047; ConvF(1, 1, 1) @ 2680 MHz; Calibrated: 2019/1/30
- Sensor-Surface: (Fix Surface)
- Electronics: DAE4 Sn854; Calibrated: 2019/5/21
- Phantom: HAC Test Arch with AMCC; Type: SD HAC P01 BA;
- Measurement SW: DASY52, Version 52.10 (2); SEMCAD X Version 14.6.12 (7470)

E Scan - ER3D: 15 mm from Probe Center to the Device/Hearing Aid Compatibility Test

(101x101x1): Interpolated grid: dx=0.5000 mm, dy=0.5000 mm

Device Reference Point: 0, 0, -6.3 mm

Reference Value = 8.206 V/m; Power Drift = 0.13 dB

Applied MIF = -1.62 dB

RF audio interference level = 21.31 dBV/m

Emission category: M4

MIF scaled E-field


Grid 1 M4 20.64 dBV/m	Grid 2 M4 21.31 dBV/m	Grid 3 M4 21.21 dBV/m
Grid 4 M4 18.3 dBV/m	Grid 5 M4 18.41 dBV/m	Grid 6 M4 18.26 dBV/m
Grid 7 M4 15.91 dBV/m	Grid 8 M4 13.61 dBV/m	Grid 9 M4 14.69 dBV/m

Cursor:

Total = 21.31 dBV/m

E Category: M4

Location: -5.5, -25, 8.7 mm



0 dB = 11.63 V/m = 21.31 dBV/m

#51_HAC_E_LTE Band 48_20M_QPSK_1_49_Ch55340_UAT

Communication System: LTE-TDD (SC-FDMA, 1 RB, 20 MHz, QPSK); Frequency: 3560 MHz; Duty Cycle: 1:8.33681

Medium: Air Medium parameters used: $\sigma = 0$ S/m, $\epsilon_r = 1$; $\rho = 0$ kg/m³

Ambient Temperature : 23.5 °C

DASY5 Configuration:

- Probe: EF3DV3 - SN4047; ConvF(1, 1, 1) @ 3560 MHz; Calibrated: 2019/1/30
- Sensor-Surface: (Fix Surface)
- Electronics: DAE4 Sn854; Calibrated: 2019/5/21
- Phantom: HAC Test Arch with AMCC; Type: SD HAC P01 BA;
- Measurement SW: DASY52, Version 52.10 (2); SEMCAD X Version 14.6.12 (7470)

E Scan - ER3D: 15 mm from Probe Center to the Device/Hearing Aid Compatibility Test

(101x101x1): Interpolated grid: dx=0.5000 mm, dy=0.5000 mm

Device Reference Point: 0, 0, -6.3 mm

Reference Value = 74.67 V/m; Power Drift = -0.04 dB

Applied MIF = -1.62 dB

RF audio interference level = 32.49 dBV/m

Emission category: M3

MIF scaled E-field


Grid 1 M3 31.05 dBV/m	Grid 2 M3 32.48 dBV/m	Grid 3 M3 32.2 dBV/m
Grid 4 M3 31.43 dBV/m	Grid 5 M3 32.49 dBV/m	Grid 6 M3 32.2 dBV/m
Grid 7 M4 29.49 dBV/m	Grid 8 M3 30.04 dBV/m	Grid 9 M4 29.9 dBV/m

Cursor:

Total = 32.49 dBV/m

E Category: M3

Location: -3.5, -7.5, 8.7 mm



0 dB = 42.11 V/m = 32.49 dBV/m

#52_HAC_E_LTE Band 48_20M_QPSK_1_49_Ch55830_UAT

Communication System: LTE-TDD (SC-FDMA, 1 RB, 20 MHz, QPSK); Frequency: 3609 MHz; Duty Cycle: 1:8.33681

Medium: Air Medium parameters used: $\sigma = 0$ S/m, $\epsilon_r = 1$; $\rho = 0$ kg/m³

Ambient Temperature : 23.5 °C

DASY5 Configuration:

- Probe: EF3DV3 - SN4047; ConvF(1, 1, 1) @ 3609 MHz; Calibrated: 2019/1/30
- Sensor-Surface: (Fix Surface)
- Electronics: DAE4 Sn854; Calibrated: 2019/5/21
- Phantom: HAC Test Arch with AMCC; Type: SD HAC P01 BA;
- Measurement SW: DASY52, Version 52.10 (2); SEMCAD X Version 14.6.12 (7470)

E Scan - ER3D: 15 mm from Probe Center to the Device/Hearing Aid Compatibility Test

(101x101x1): Interpolated grid: dx=0.5000 mm, dy=0.5000 mm

Device Reference Point: 0, 0, -6.3 mm

Reference Value = 80.38 V/m; Power Drift = -0.01 dB

Applied MIF = -1.62 dB

RF audio interference level = 32.98 dBV/m

Emission category: M3

MIF scaled E-field


Grid 1 M3 31.31 dBV/m	Grid 2 M3 32.93 dBV/m	Grid 3 M3 32.66 dBV/m
Grid 4 M3 31.83 dBV/m	Grid 5 M3 32.98 dBV/m	Grid 6 M3 32.7 dBV/m
Grid 7 M3 30.05 dBV/m	Grid 8 M3 30.89 dBV/m	Grid 9 M3 30.78 dBV/m

Cursor:

Total = 32.98 dBV/m

E Category: M3

Location: -3, -6, 8.7 mm



0 dB = 44.55 V/m = 32.98 dBV/m

#53_HAC_E_LTE Band 48_20M_QPSK_1_49_Ch56150_UAT

Communication System: LTE-TDD (SC-FDMA, 1 RB, 20 MHz, QPSK); Frequency: 3641 MHz; Duty Cycle: 1:8.33681

Medium: Air Medium parameters used: $\sigma = 0$ S/m, $\epsilon_r = 1$; $\rho = 0$ kg/m³

Ambient Temperature : 23.5 °C

DASY5 Configuration:

- Probe: EF3DV3 - SN4047; ConvF(1, 1, 1) @ 3641 MHz; Calibrated: 2019/1/30
- Sensor-Surface: (Fix Surface)
- Electronics: DAE4 Sn854; Calibrated: 2019/5/21
- Phantom: HAC Test Arch with AMCC; Type: SD HAC P01 BA;
- Measurement SW: DASY52, Version 52.10 (2); SEMCAD X Version 14.6.12 (7470)

E Scan - ER3D: 15 mm from Probe Center to the Device/Hearing Aid Compatibility Test

(101x101x1): Interpolated grid: dx=0.5000 mm, dy=0.5000 mm

Device Reference Point: 0, 0, -6.3 mm

Reference Value = 81.84 V/m; Power Drift = 0.04 dB

Applied MIF = -1.62 dB

RF audio interference level = 33.06 dBV/m

Emission category: M3

MIF scaled E-field


Grid 1 M3 31.6 dBV/m	Grid 2 M3 32.99 dBV/m	Grid 3 M3 32.68 dBV/m
Grid 4 M3 32.09 dBV/m	Grid 5 M3 33.06 dBV/m	Grid 6 M3 32.71 dBV/m
Grid 7 M3 30.12 dBV/m	Grid 8 M3 30.76 dBV/m	Grid 9 M3 30.62 dBV/m

Cursor:

Total = 33.06 dBV/m

E Category: M3

Location: -2, -5.5, 8.7 mm



0 dB = 45.00 V/m = 33.06 dBV/m

#54_HAC_E_LTE Band 48_20M_QPSK_1_49_Ch56640_UAT

Communication System: LTE-TDD (SC-FDMA, 1 RB, 20 MHz, QPSK); Frequency: 3690 MHz; Duty Cycle: 1:8.33681

Medium: Air Medium parameters used: $\sigma = 0$ S/m, $\epsilon_r = 1$; $\rho = 0$ kg/m³

Ambient Temperature : 23.5 °C

DASY5 Configuration:

- Probe: EF3DV3 - SN4047; ConvF(1, 1, 1) @ 3690 MHz; Calibrated: 2019/1/30
- Sensor-Surface: (Fix Surface)
- Electronics: DAE4 Sn854; Calibrated: 2019/5/21
- Phantom: HAC Test Arch with AMCC; Type: SD HAC P01 BA;
- Measurement SW: DASY52, Version 52.10 (2); SEMCAD X Version 14.6.12 (7470)

E Scan - ER3D: 15 mm from Probe Center to the Device/Hearing Aid Compatibility Test

(101x101x1): Interpolated grid: dx=0.5000 mm, dy=0.5000 mm

Device Reference Point: 0, 0, -6.3 mm

Reference Value = 78.50 V/m; Power Drift = -0.01 dB

Applied MIF = -1.62 dB

RF audio interference level = 32.74 dBV/m

Emission category: M3

MIF scaled E-field


Grid 1 M3 31.23 dBV/m	Grid 2 M3 32.7 dBV/m	Grid 3 M3 32.4 dBV/m
Grid 4 M3 31.72 dBV/m	Grid 5 M3 32.74 dBV/m	Grid 6 M3 32.43 dBV/m
Grid 7 M4 29.79 dBV/m	Grid 8 M3 30.49 dBV/m	Grid 9 M3 30.35 dBV/m

Cursor:

Total = 32.74 dBV/m

E Category: M3

Location: -3, -6.5, 8.7 mm



0 dB = 43.36 V/m = 32.74 dBV/m

#55_HAC_E_WLAN2.4GHz_802.11g_6Mbps_Ch1;Ant 1+2

Communication System: 802.11g WiFi 2.4 GHz ; Frequency: 2412 MHz;Duty Cycle: 1:12.5893

Medium: Air Medium parameters used: $\sigma = 0$ S/m, $\epsilon_r = 1$; $\rho = 0$ kg/m³

Ambient Temperature : 23.7 °C

DASY5 Configuration:

- Probe: EF3DV3 - SN4062; ConvF(1, 1, 1) @ 2412 MHz; Calibrated: 2019/12/13
- Sensor-Surface: (Fix Surface)
- Electronics: DAE4 Sn1311; Calibrated: 2019/8/27
- Phantom: HAC Test Arch with AMCC; Type: SD HAC P01 BA;
- Measurement SW: DASY52, Version 52.10 (2);SEMCAD X Version 14.6.12 (7470)

E Scan - ER3D: 15 mm from Probe Center to the Device/Hearing Aid Compatibility Test

(101x101x1): Interpolated grid: dx=0.5000 mm, dy=0.5000 mm

Device Reference Point: 0, 0, -6.3 mm

Reference Value = 39.39 V/m; Power Drift = -0.13 dB

Applied MIF = 0.12 dB

RF audio interference level = 32.97 dBV/m

Emission category: M3

MIF scaled E-field


Grid 1 M4 27.04 dBV/m	Grid 2 M4 28.91 dBV/m	Grid 3 M4 28.85 dBV/m
Grid 4 M4 26.61 dBV/m	Grid 5 M3 30.32 dBV/m	Grid 6 M3 30.32 dBV/m
Grid 7 M3 32.11 dBV/m	Grid 8 M3 32.97 dBV/m	Grid 9 M3 31.75 dBV/m

Cursor:

Total = 32.97 dBV/m

E Category: M3

Location: 1, 25, 8.7 mm



0 dB = 44.52 V/m = 32.97 dBV/m

#56_HAC_E_WLAN2.4GHz_802.11g_6Mbps_Ch6;Ant 1+2

Communication System: 802.11g WiFi 2.4 GHz ; Frequency: 2437 MHz;Duty Cycle: 1:12.5893

Medium: Air Medium parameters used: $\sigma = 0$ S/m, $\epsilon_r = 1$; $\rho = 0$ kg/m³

Ambient Temperature : 23.7 °C

DASY5 Configuration:

- Probe: EF3DV3 - SN4062; ConvF(1, 1, 1) @ 2437 MHz; Calibrated: 2019/12/13
- Sensor-Surface: (Fix Surface)
- Electronics: DAE4 Sn1311; Calibrated: 2019/8/27
- Phantom: HAC Test Arch with AMCC; Type: SD HAC P01 BA;
- Measurement SW: DASY52, Version 52.10 (2);SEMCAD X Version 14.6.12 (7470)

E Scan - ER3D: 15 mm from Probe Center to the Device/Hearing Aid Compatibility Test

(101x101x1): Interpolated grid: dx=0.5000 mm, dy=0.5000 mm

Device Reference Point: 0, 0, -6.3 mm

Reference Value = 36.68 V/m; Power Drift = -0.03 dB

Applied MIF = 0.12 dB

RF audio interference level = 33.15 dBV/m

Emission category: M3

MIF scaled E-field


Grid 1 M4 26.17 dBV/m	Grid 2 M4 28.22 dBV/m	Grid 3 M4 28.17 dBV/m
Grid 4 M4 26.5 dBV/m	Grid 5 M4 29.79 dBV/m	Grid 6 M4 29.77 dBV/m
Grid 7 M3 32.32 dBV/m	Grid 8 M3 33.14 dBV/m	Grid 9 M3 31.5 dBV/m

Cursor:

Total = 33.14 dBV/m

E Category: M3

Location: 1.5, 25, 8.7 mm



0 dB = 45.42 V/m = 33.14 dBV/m

#57_HAC_E_WLAN2.4GHz_802.11g_6Mbps_Ch11;Ant 1+2

Communication System: 802.11g WiFi 2.4 GHz; Frequency: 2462 MHz; Duty Cycle: 1:12.5893

Medium: Air Medium parameters used: $\sigma = 0$ S/m, $\epsilon_r = 1$; $\rho = 0$ kg/m³

Ambient Temperature : 23.7 °C

DASY5 Configuration:

- Probe: EF3DV3 - SN4062; ConvF(1, 1, 1) @ 2462 MHz; Calibrated: 2019/12/13
- Sensor-Surface: (Fix Surface)
- Electronics: DAE4 Sn1311; Calibrated: 2019/8/27
- Phantom: HAC Test Arch with AMCC; Type: SD HAC P01 BA;
- Measurement SW: DASY52, Version 52.10 (2); SEMCAD X Version 14.6.12 (7470)

E Scan - ER3D: 15 mm from Probe Center to the Device/Hearing Aid Compatibility Test

(101x101x1): Interpolated grid: dx=0.5000 mm, dy=0.5000 mm

Device Reference Point: 0, 0, -6.3 mm

Reference Value = 33.05 V/m; Power Drift = -0.11 dB

Applied MIF = 0.12 dB

RF audio interference level = 33.13 dBV/m

Emission category: M3

MIF scaled E-field


Grid 1 M4 25.33 dBV/m	Grid 2 M4 27.23 dBV/m	Grid 3 M4 27.18 dBV/m
Grid 4 M4 26.19 dBV/m	Grid 5 M4 28.89 dBV/m	Grid 6 M4 28.87 dBV/m
Grid 7 M3 32.58 dBV/m	Grid 8 M3 33.13 dBV/m	Grid 9 M3 31.06 dBV/m

Cursor:

Total = 33.13 dBV/m

E Category: M3

Location: 2, 25, 8.7 mm



0 dB = 45.37 V/m = 33.14 dBV/m