



FCC RF Test Report

APPLICANT : OnePlus Technology (Shenzhen) Co., Ltd
EQUIPMENT : Smart Phone
BRAND NAME : ONEPLUS
MODEL NAME : IN2025
FCC ID : 2ABZ2-EE007
STANDARD : FCC Part 15 Subpart E §15.407
CLASSIFICATION : (NII) Unlicensed National Information Infrastructure

The product was received on Nov. 20, 2019 and testing was completed on Mar. 05, 2020. We, Sporton International (ShenZhen) Inc., would like to declare that the tested sample has been evaluated in accordance with the test procedures and has been in compliance with the applicable technical standards.

The test results in this report apply exclusively to the tested model / sample. Without written approval of Sporton International (ShenZhen) Inc., the test report shall not be reproduced except in full.

Reviewed by: Derreck Chen / Supervisor

Approved by: Eric Shih / Manager



Sporton International (ShenZhen) Inc.

**1/F, 2/F, Bldg 5, Shiling Industrial Zone, Xinwei Village, Xili, Nanshan, Shenzhen, 518055
People's Republic of China**



TABLE OF CONTENTS

REVISION HISTORY..... 3

SUMMARY OF TEST RESULT 4

1 GENERAL DESCRIPTION 5

 1.1 Applicant 5

 1.2 Manufacturer 5

 1.3 Product Feature of Equipment Under Test..... 5

 1.4 Product Specification of Equipment Under Test..... 6

 1.5 Modification of EUT 6

 1.6 Testing Location 7

 1.7 Test Software 7

 1.8 Applicable Standards..... 7

2 TEST CONFIGURATION OF EQUIPMENT UNDER TEST 8

 2.1 Carrier Frequency and Channel 8

 2.2 Test Mode 9

 2.3 Connection Diagram of Test System 10

 2.4 Support Unit used in test configuration and system 11

 2.5 EUT Operation Test Setup 11

 2.6 Measurement Results Explanation Example..... 11

3 TEST RESULT 12

 3.1 6dB and 26dB and 99% Occupied Bandwidth Measurement 12

 3.2 Maximum Conducted Output Power Measurement 15

 3.3 Power Spectral Density Measurement 16

 3.4 Unwanted Emissions Measurement 19

 3.5 AC Conducted Emission Measurement..... 24

 3.6 Automatically Discontinue Transmission 26

 3.7 Antenna Requirements 27

4 LIST OF MEASURING EQUIPMENT 28

5 UNCERTAINTY OF EVALUATION 29

APPENDIX A. CONDUCTED TEST RESULTS

APPENDIX B. AC CONDUCTED EMISSION TEST RESULT

APPENDIX C. RADIATED SPURIOUS EMISSION

APPENDIX D. DUTY CYCLE PLOTS

APPENDIX E. SETUP PHOTOGRAPHS



REVISION HISTORY

| REPORT NO. | VERSION | DESCRIPTION | ISSUED DATE |
|--------------|---------|-------------------------|---------------|
| FR9N2009-01F | Rev. 01 | Initial issue of report | Mar. 19, 2020 |
| | | | |
| | | | |
| | | | |
| | | | |
| | | | |
| | | | |
| | | | |
| | | | |
| | | | |
| | | | |
| | | | |
| | | | |
| | | | |
| | | | |
| | | | |
| | | | |
| | | | |



SUMMARY OF TEST RESULT

| Report Section | FCC Rule | Description | Limit | Result | Remark |
|----------------|--------------------|--|-----------------------------|--------|--------------------------------------|
| 3.1 | 15.403(i) | 6dB, 26dB and 99% Occupied Bandwidth | > 500kHz | Pass | - |
| 3.2 | 15.407(a) | Maximum Conducted Output Power | ≤ 30 dBm | Pass | - |
| 3.3 | 15.407(a) | Power Spectral Density | ≤ 30 dBm/500kHz | Pass | - |
| 3.4 | 15.407(b) | Unwanted Emissions | 15.407(b)(4)(i) & 15.209(a) | Pass | Under limit 10.52 dB at 5648.200 MHz |
| 3.5 | 15.207 | AC Conducted Emission | 15.207(a) | Pass | Under limit 16.46 dB at 0.490 MHz |
| 3.6 | 15.407(c) | Automatically Discontinue Transmission | Discontinue Transmission | Pass | - |
| 3.7 | 15.203 & 15.407(a) | Antenna Requirement | N/A | Pass | - |

| |
|--|
| Declaration of Conformity: |
| The test results with all measurement uncertainty excluded are presented in accordance with the regulation limits or requirements declared by manufacturers. |
| Comments and Explanations: |
| The declared of product specification for EUT presented in the report are provided by the manufacturer, and the manufacturer takes all the responsibilities for the accuracy of product specification. |



1 General Description

1.1 Applicant

OnePlus Technology (Shenzhen) Co., Ltd

18C02, 18C03, 18C04 and 18C05, Shum Yip Terra Building, Binhe Avenue North, Futian District, Shenzhen

1.2 Manufacturer

OnePlus Technology (Shenzhen) Co., Ltd

18C02, 18C03, 18C04 and 18C05, Shum Yip Terra Building, Binhe Avenue North, Futian District, Shenzhen

1.3 Product Feature of Equipment Under Test

| Product Feature | |
|--|---|
| Equipment | Smart Phone |
| Brand Name | ONEPLUS |
| Model Name | IN2025 |
| FCC ID | 2ABZ2-EE007 |
| EUT supports Radios application | CDMA/GSM/WCDMA/LTE/5G NR WLAN 2.4GHz 802.11b/g/n HT20 WLAN 2.4GHz 802.11ax HE20/HE40 WLAN 5GHz 802.11a/n HT20/HT40 WLAN 5GHz 802.11ac VHT20/VHT40/VHT80 WLAN 5GHz 802.11ax HE20/HE40/HE80 Bluetooth BR/EDR/LE GNSS/NFC/WPC |
| IMEI/MEID Code | Conducted: 865422040000333/8654220400002867 Conduction: 865422040025876/865422040025868 Radiation: 865422040025991/865422040025983 |
| HW Version | 15 |
| SW Version | Oxygen OS 10.5.IN11AA |
| EUT Stage | Production Unit |

Remark: The above EUT's information was declared by manufacturer. Please refer to the specifications or user's manual for more detailed description.



1.4 Product Specification of Equipment Under Test

| Standards-related Product Specification | | | | | | | |
|---|--|--------|--------|--------|-----------------------------|---|---|
| Tx/Rx Channel Frequency Range | 5745 MHz ~ 5825 MHz | | | | | | |
| Maximum Output Power | <MIMO Ant. 1+2> <5745 MHz ~ 5825 MHz> 802.11a : 16.11 dBm / 0.0408 W 802.11n HT20 : 16.29 dBm / 0.0426 W 802.11n HT40 : 16.44 dBm / 0.0441 W 802.11ac VHT20: 16.18 dBm / 0.0415 W 802.11ac VHT40: 16.39 dBm / 0.0436 W 802.11ac VHT80: 14.16 dBm / 0.0261 W 802.11ax HE20 : 16.08 dBm / 0.0406 W 802.11ax HE 40 : 16.27 dBm / 0.0424 W 802.11ax HE 80 : 14.96 dBm / 0.0313 W | | | | | | |
| 99% Occupied Bandwidth | 802.11a : 16.38 MHz 802.11n HT20 : 18.18 MHz 802.11n HT40 : 38.16 MHz 802.11ac VHT80 : 78.04 MHz 802.11ax HE20 : 19.23 MHz 802.11ax HE40 : 38.66 MHz 802.11ax HE80 : 79.24 MHz | | | | | | |
| Type of Modulation | 802.11a/n/ac/ax : OFDM (BPSK / QPSK / 16QAM / 64QAM / 256QAM/1024QAM) | | | | | | |
| Antenna Type / Gain | <Ant. 1> : PIFA Antenna with gain -3.00 dBi <Ant. 2> : PIFA Antenna with gain -3.00 dBi | | | | | | |
| Antenna Function Description | <table border="1"> <thead> <tr> <th></th> <th>Ant. 1</th> <th>Ant. 2</th> </tr> </thead> <tbody> <tr> <td>802.11 a/n/ac/ax MIMO</td> <td>V</td> <td>V</td> </tr> </tbody> </table> | | Ant. 1 | Ant. 2 | 802.11 a/n/ac/ax MIMO | V | V |
| | Ant. 1 | Ant. 2 | | | | | |
| 802.11 a/n/ac/ax MIMO | V | V | | | | | |

Note:

1. For 11ax, manufacturer declared the EUT supports for OFDMA of Resource unit combination (26 tones, 52 tones, 106 tones, 242 tones). Pre-scanned conducted power for Resource unit combination, we choice 26 tones and full Resource unit combination to test.
2. The EUT supports for WLAN MIMO mode only.
3. For 802.11n HT20 / ac VHT20 and 802.11n HT40 / ac VHT40 mode, the whole testing have assessed only 802.11n HT20/ HT40 by referring to their maximum conducted power.

1.5 Modification of EUT

No modifications are made to the EUT during all test items.



1.6 Testing Location

Sporton International (Shenzhen) Inc. is accredited to ISO/IEC 17025:2017 by American Association for Laboratory Accreditation with Certificate Number 5145.01.

| | | | |
|---------------------------|---|----------------------------|---------------------------------------|
| Test Firm | Sporton International (Shenzhen) Inc. | | |
| Test Site Location | 1/F, 2/F, Bldg 5, Shiling Industrial Zone, Xinwei Village, Xili, Nanshan, Shenzhen, 518055 People's Republic of China TEL: +86-755-86379589 FAX: +86-755-86379595 | | |
| Test Site No. | Sporton Site No. | FCC Designation No. | FCC Test Firm Registration No. |
| | CO01-SZ TH01-SZ | CN1256 | 421272 |

| | | | |
|---------------------------|---|----------------------------|---------------------------------------|
| Test Firm | Sporton International (Shenzhen) Inc. | | |
| Test Site Location | No. 3 Bldg the third floor of south, Shahe River west, Fengzeyuan Warehouse, Nanshan Shenzhen, 518055 People's Republic of China TEL: +86-755-33202398 | | |
| Test Site No. | Sporton Site No. | FCC Designation No. | FCC Test Firm Registration No. |
| | 03CH03-SZ | CN1256 | 421272 |

1.7 Test Software

| Item | Site | Manufacture | Name | Version |
|------|-----------|-------------|------|--------------|
| 1. | 03CH02-SZ | AUDIX | E3 | 6.2009-8-24a |
| 2. | CO01-SZ | AUDIX | E3 | 6.120613b |

1.8 Applicable Standards

According to the specifications of the manufacturer, the EUT must comply with the requirements of the following standards:

- 47 CFR Part 15 Subpart E
- FCC KDB 789033 D02 General UNII Test Procedures New Rules v02r01.
- FCC KDB 662911 D01 Multiple Transmitter Output v02r01.
- ANSI C63.10-2013

Remark:

1. All test items were verified and recorded according to the standards and without any deviation during the test.
2. This EUT has also been tested and complied with the requirements of FCC Part 15, Subpart B, recorded in a separate test report.



2 Test Configuration of Equipment Under Test

- a. The EUT has been associated with peripherals and configuration operated in a manner tended to maximize its emission characteristics in a typical application. Frequency range investigated: conduction emission (150 kHz to 30 MHz), radiation emission (9 kHz to the 10th harmonic of the highest fundamental frequency or to 40 GHz, whichever is lower). For radiated measurement, pre-scanned in three orthogonal panels, X, Y, Z. The worst cases (Z plane) were recorded in this report.
- b. AC power line Conducted Emission was tested under maximum output power.

2.1 Carrier Frequency and Channel

| Frequency Band | Channel | Freq. (MHz) | Channel | Freq. (MHz) |
|--------------------------------------|---------|-------------|---------|-------------|
| 5745-5825 MHz Band 4 (U-NII-3) | 149 | 5745 | 157 | 5785 |
| | 151* | 5755 | 159* | 5795 |
| | 153 | 5765 | 161 | 5805 |
| | 155# | 5775 | 165 | 5825 |

Note:

1. The above Frequency and Channel in "*" were 802.11n HT40 and 802.11ac VHT40 and 802.11ax HE 40
2. The above Frequency and Channel in "#n" were 802.11ac VHT80 and 802.11ax HE 80



2.2 Test Mode

Final test modes are considering the modulation and worse data rates as below table.

MIMO Mode

| Modulation | Data Rate |
|----------------|-----------|
| 802.11a | 6 Mbps |
| 802.11n HT20 | MCS0 |
| 802.11n HT40 | MCS0 |
| 802.11ac VHT80 | MCS0 |
| 802.11ax HE20 | MCS0 |
| 802.11ax HE40 | MCS0 |
| 802.11ax HE 80 | MCS0 |

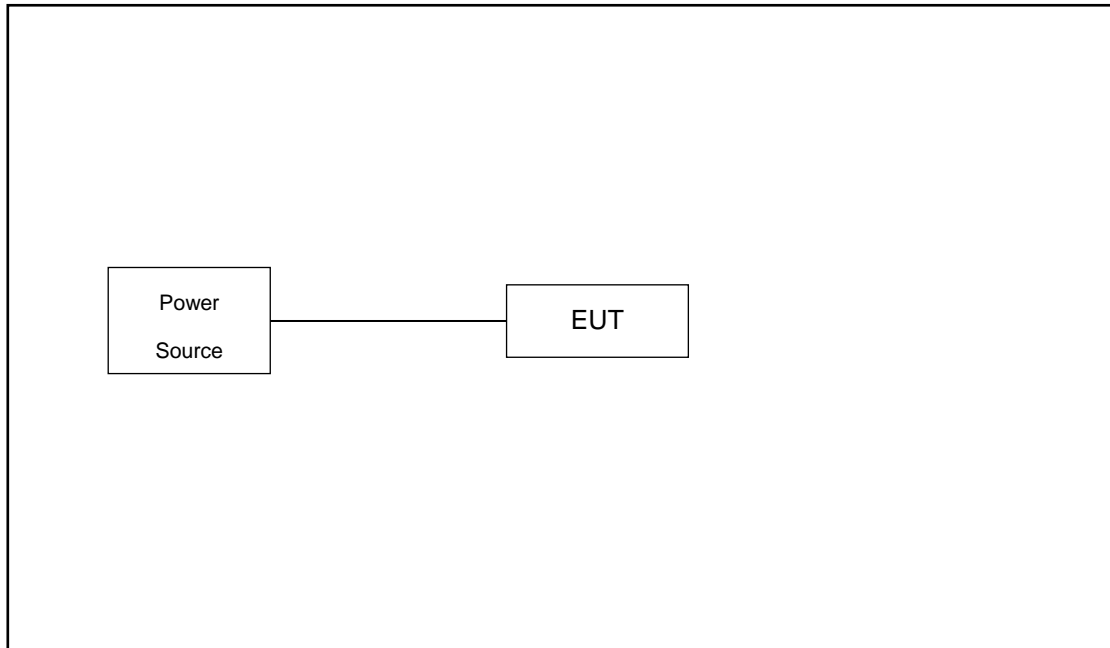
| Test Cases | |
|-----------------------|---|
| AC Conducted Emission | Mode 1 : GSM 850 Idle + Bluetooth Link + WLAN Link(5G) + USB Cable 2(Charging from Adapter) |

| Ch. # | Band IV : 5745-5825 MHz | | | |
|----------|-------------------------|--------------|--------------|----------------|
| | 802.11a | 802.11n HT20 | 802.11n HT40 | 802.11ac VHT80 |
| L Low | 149 | 149 | 151 | - |
| M Middle | 157 | 157 | - | 155 |
| H High | 165 | 165 | 159 | - |

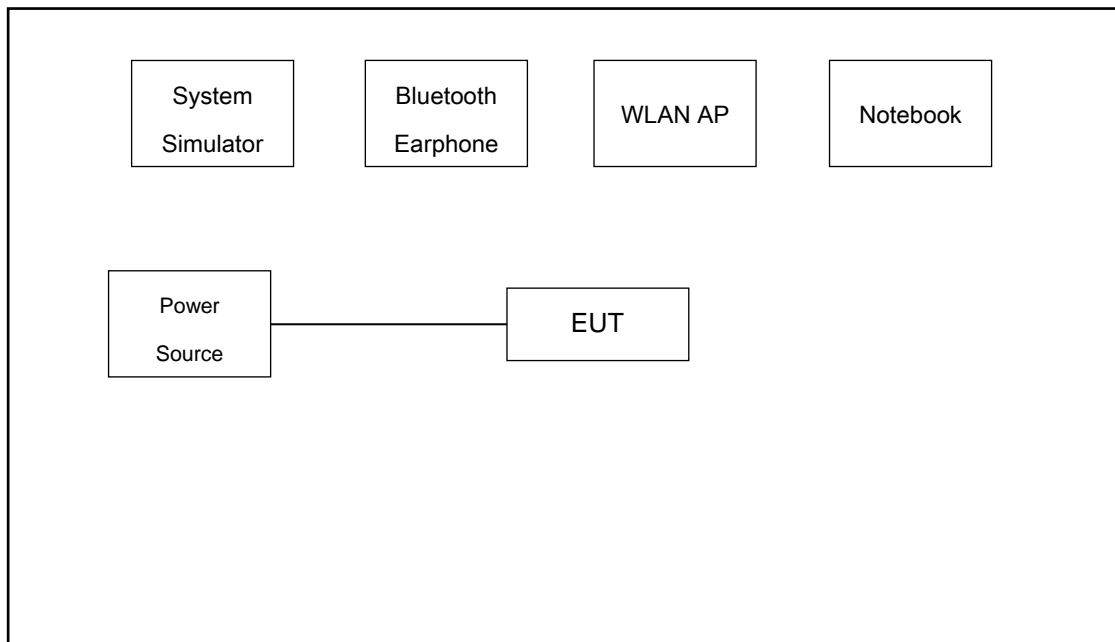
| Ch. # | Band IV : 5725-5850 MHz | | |
|----------|-------------------------|---------------|---------------|
| | 802.11ax HE20 | 802.11ax HE40 | 802.11ax HE80 |
| L Low | 149 | 151 | - |
| M Middle | 157 | - | 155 |
| H High | 165 | 159 | - |

2.3 Connection Diagram of Test System

For Radiation



For Conducted Emission



2.4 Support Unit used in test configuration and system

| Item | Equipment | Trade Name | Model Name | FCC ID | Data Cable | Power Cord |
|------|--------------------|------------|------------|-------------|------------|--|
| 1. | System Simulator | Anritsu | MT8820C | N/A | N/A | Unshielded, 1.8m |
| 2. | Bluetooth Earphone | Samsung | EO-MG900 | N/A | N/A | N/A |
| 3. | Notebook | Lenovo | E540 | FCC DoC | N/A | AC I/P : Unshielded, 1.2m DC O/P : Shielded, 1.8m |
| 4. | WLAN AP | D-Link | DIR-820L | KA2IR820LA1 | N/A | Unshielded, 1.8m |

2.5 EUT Operation Test Setup

For WLAN RF test items, an engineering test program was provided and enabled to make EUT continuous transmit/receive.

For AC power line conducted emissions, the EUT was set to connect with the WLAN AP under large package sizes transmission.

2.6 Measurement Results Explanation Example

For all conducted test items:

The offset level is set in the spectrum analyzer to compensate the RF cable loss and attenuator factor between EUT conducted output port and spectrum analyzer. With the offset compensation, the spectrum analyzer reading level is exactly the EUT RF output level.

Example :

The spectrum analyzer offset is derived from RF cable loss and attenuator factor.

Offset = RF cable loss + attenuator factor.

Following shows an offset computation example with cable loss 2.50 dB and 20dB attenuator.

$$\begin{aligned}
 \text{Offset(dB)} &= \text{RF cable loss(dB)} + \text{attenuator factor(dB)}. \\
 &= 2.50 + 20 = 22.50 \text{ (dB)}
 \end{aligned}$$

3 Test Result

3.1 6dB and 26dB and 99% Occupied Bandwidth Measurement

3.1.1 Description of 6dB and 26dB and 99% Occupied Bandwidth

The minimum 6 dB bandwidth shall be at least 500 kHz.

26dB and 99% Occupied bandwidth are reporting only.

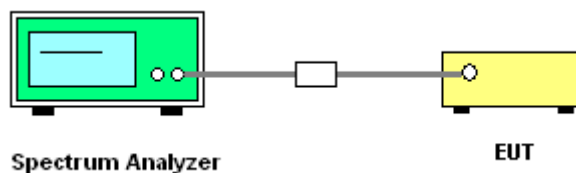
3.1.2 Measuring Instruments

The measuring equipment is listed in the section 4 of this test report.

3.1.3 Test Procedures

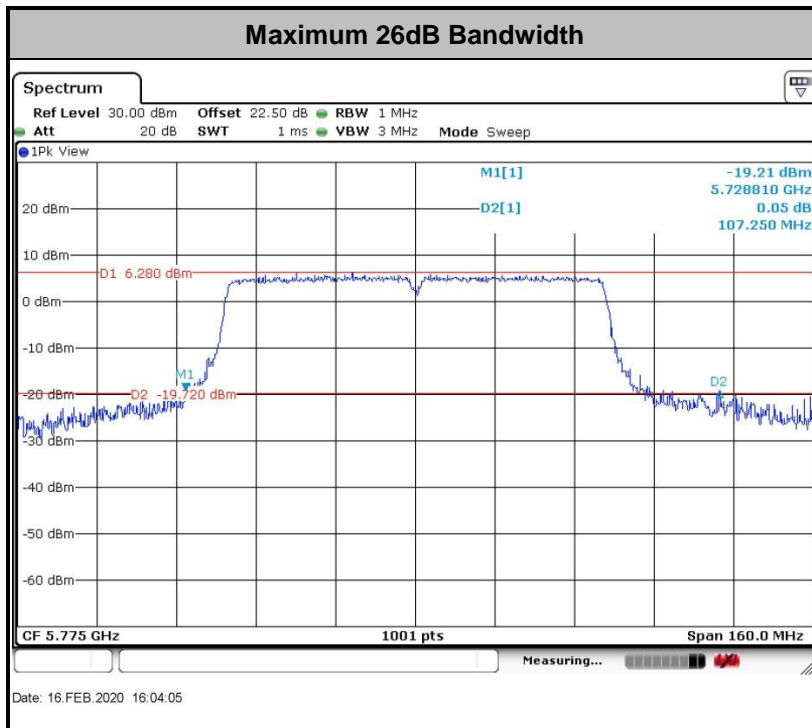
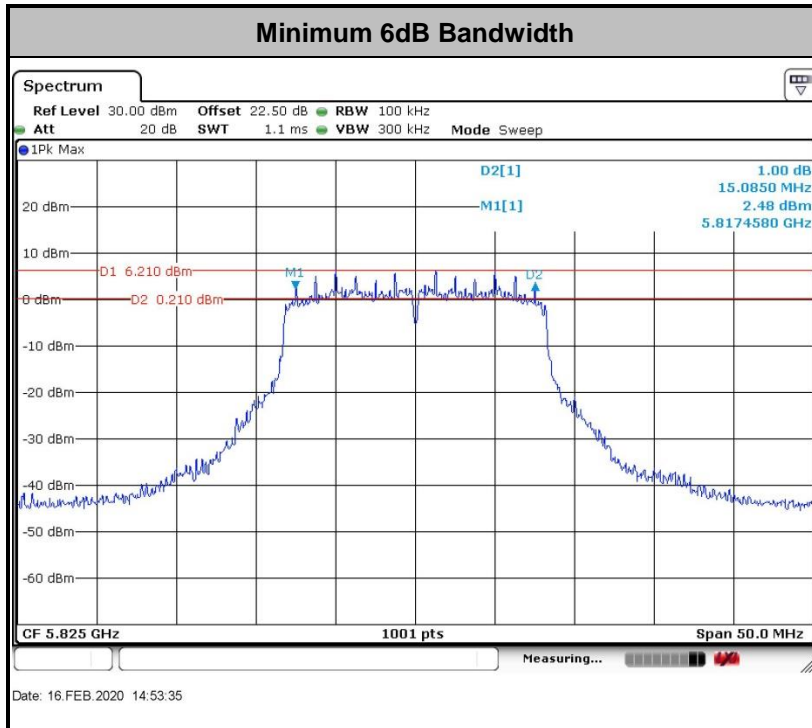
1. The testing follows FCC KDB 789033 D02 General UNII Test Procedures New Rules v02r01. Section C) Emission bandwidth for the band 5.725-5.85GHz
2. Set RBW = 100kHz.
3. Set the VBW $\geq 3 \times$ RBW.
4. Detector = Peak.
5. Trace mode = max hold
6. Measure the maximum width of the emission that is 6 dB down from the peak of the emission.
7. Measure and record the results in the test report.

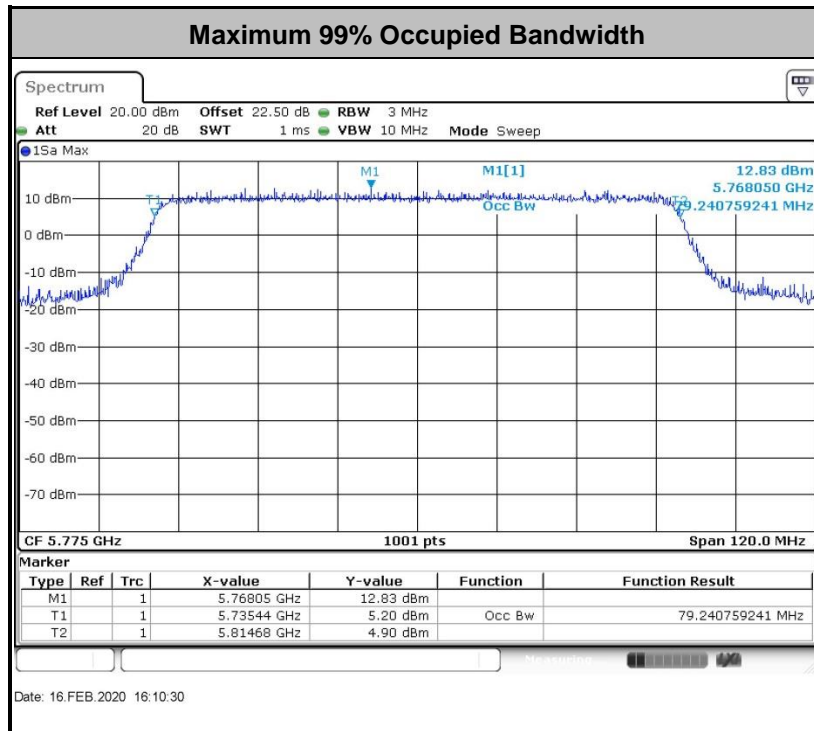
3.1.4 Test Setup



3.1.5 Test Result of 6dB Bandwidth

Please refer to Appendix A.





Note: The occupied channel bandwidth is maintained within the band of operation for all of the modulations.

3.2 Maximum Conducted Output Power Measurement

3.2.1 Limit of Maximum Conducted Output Power

For the band 5.725–5.85 GHz, the maximum conducted output power over the frequency band of operation shall not exceed 1 W.

If transmitting antennas of directional gain greater than 6 dBi are used, the peak output power shall be reduced by the amount in dB that the directional gain of the antenna exceeds 6 dBi.

3.2.2 Measuring Instruments

The measuring equipment is listed in the section 4 of this test report.

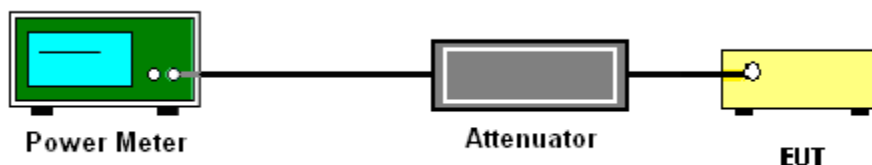
3.2.3 Test Procedures

The testing follows Method PM of FCC KDB 789033 D02 General UNII Test Procedures New Rules v02r01.

Method PM (Measurement using an RF average power meter):

1. Measurement is performed using a wideband RF power meter.
2. The EUT is configured to transmit continuously with a consistent duty cycle at its maximum power control level.
3. Measure the average power of the transmitter, and the average power is corrected with duty factor, $10 \log(1/x)$, where x is the duty cycle.

3.2.4 Test Setup



3.2.5 Test Result of Maximum Conducted Output Power

Please refer to Appendix A.



3.3 Power Spectral Density Measurement

3.3.1 Limit of Power Spectral Density

For the band 5.725–5.85 GHz, the maximum power spectral density shall not exceed 30 dBm in any 500-kHz band.

If transmitting antennas of directional gain greater than 6 dBi are used, the peak output power shall be reduced by the amount in dB that the directional gain of the antenna exceeds 6 dBi.

3.3.2 Measuring Instruments

The measuring equipment is listed in the section 4 of this test report.

3.3.3 Test Procedures

The testing follows FCC KDB 789033 D02 General UNII Test Procedures New Rules v02r01. Section F) Maximum power spectral density.

Method SA-2

(trace averaging across on and off times of the EUT transmissions, followed by duty cycle correction).

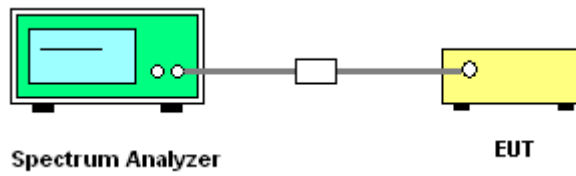
- Measure the duty cycle.
- Set span to encompass the entire emission bandwidth (EBW) of the signal.
- Set RBW = 300 kHz.
- Set VBW \geq 1 MHz.
- Number of points in sweep \geq 2 Span / RBW.
- Sweep time = auto.
- Detector = RMS
- Trace average at least 100 traces in power averaging mode.
- Add $10 \log(500\text{kHz}/\text{RBW})$ to the test result.
- Add $10 \log(1/x)$, where x is the duty cycle, to the measured power in order to compute the average power during the actual transmission times. For example, add $10 \log(1/0.25) = 6$ dB if the duty cycle is 25 percent.

1. The RF output of EUT was connected to the spectrum analyzer by a low loss cable.
2. Each plot has already offset with cable loss, and attenuator loss. Measure the PPSD and record it.
3. For MIMO mode, calculation method follows FCC KDB 662911 D01 Multiple Transmitter Output v02r01.

Method (c): Measure and add $10 \log(N_{\text{ANT}})$ dB.

With this technique, spectrum measurements are performed at each output of the device, but rather than summing the spectra or the spectral peaks across the outputs, the quantity $10 \log(N_{\text{ANT}})$ dB is added to each spectrum value before comparing to the emission limit. The addition of $10 \log(N_{\text{ANT}})$ dB serves to apportion the emission limit among the N_{ANT} outputs so that each output is permitted to contribute no more than $1/N_{\text{ANT}}^{\text{th}}$ of the PSD limit.

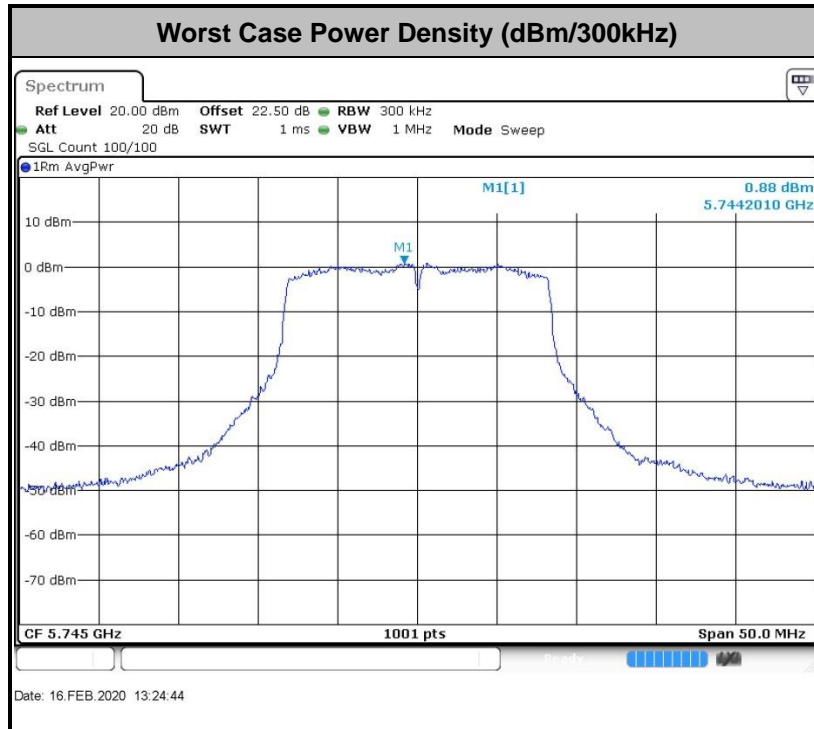
3.3.4 Test Setup





3.3.5 Test Result of Power Spectral Density

Please refer to Appendix A.





3.4 Unwanted Emissions Measurement

This section is to measure unwanted emissions through radiated measurement for band edge spurious emissions and out of band emissions measurement.

3.4.1 Limit of Unwanted Emissions

- (1) For transmitters operating in the 5.725-5.85 GHz band:
 15.407(b)(4)(i) All emissions shall be limited to a level of -27 dBm/MHz at 75 MHz or more above or below the band edge increasing linearly to 10 dBm/MHz at 25 MHz above or below the band edge, and from 25 MHz above or below the band edge increasing linearly to a level of 15.6 dBm/MHz at 5 MHz above or below the band edge, and from 5 MHz above or below the band edge increasing linearly to a level of 27 dBm/MHz at the band edge.
- (2) Unwanted spurious emissions fallen in restricted bands shall comply with the general field strength limits as below table,

| Frequency (MHz) | Field Strength (microvolts/meter) | Measurement Distance (meters) |
|-----------------|-----------------------------------|-------------------------------|
| 0.009 – 0.490 | 2400/F(kHz) | 300 |
| 0.490 – 1.705 | 24000/F(kHz) | 30 |
| 1.705 – 30.0 | 30 | 30 |
| 30 – 88 | 100 | 3 |
| 88 – 216 | 150 | 3 |
| 216 - 960 | 200 | 3 |
| Above 960 | 500 | 3 |



| EIRP (dBm) | Field Strength at 3m (dBμV/m) |
|------------|-------------------------------|
| - 27 | 68.2 |

Note: The following formula is used to convert the EIRP to field strength.

$$EIRP = E_{Meas} + 20\log (d_{Meas}) - 104.7$$

where

EIRP is the equivalent isotropically radiated power, in dBm

E_{Meas} is the field strength of the emission at the measurement distance, in dBμV/m

d_{Meas} is the measurement distance, in m

3.4.2 Measuring Instruments

The measuring equipment is listed in the section 4 of this test report.

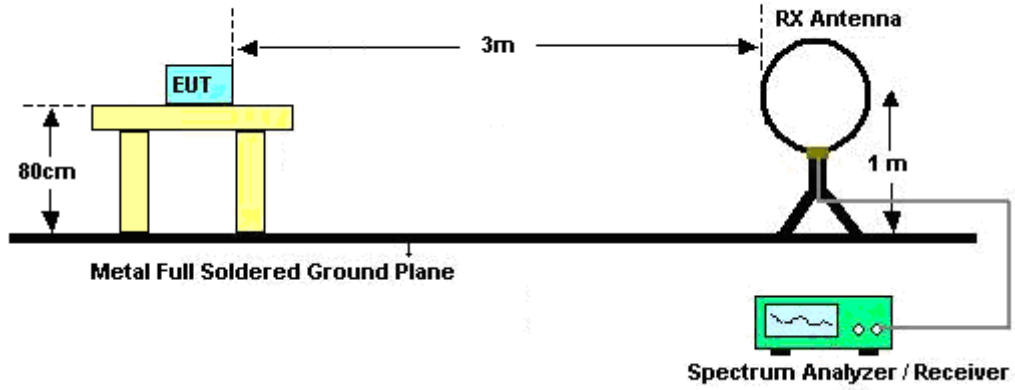


3.4.3 Test Procedures

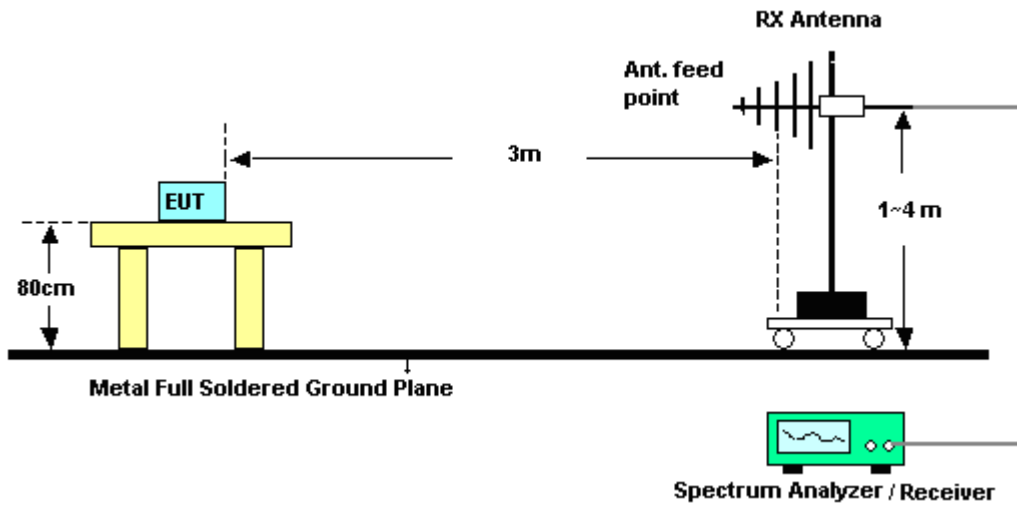
1. The testing follows FCC KDB 789033 D02 General UNII Test Procedures New Rules v02r01. Section G) Unwanted emissions measurement.
 - (1) Procedure for Unwanted Emissions Measurements Below 1000MHz
 - RBW = 120 kHz
 - VBW = 300 kHz
 - Detector = Peak
 - Trace mode = max hold
 - (2) Procedure for Peak Unwanted Emissions Measurements Above 1000 MHz
 - RBW = 1 MHz
 - VBW \geq 3 MHz
 - Detector = Peak
 - Sweep time = auto
 - Trace mode = max hold
 - (3) Procedures for Average Unwanted Emissions Measurements Above 1000MHz
 - RBW = 1 MHz
 - VBW = 10 Hz, when duty cycle is no less than 98 percent.
 - VBW \geq 1/T, when duty cycle is less than 98 percent where T is the minimum transmission duration over which the transmitter is on and is transmitting at its maximum power control level for the tested mode of operation.
2. The EUT was placed on a turntable with 0.8 meter for frequency below 1GHz and 1.5 meter for frequency above 1GHz respectively above ground.
3. The EUT was set 3 meters from the interference receiving antenna which was mounted on the top of a variable height antenna tower.
4. The antenna is a broadband antenna and its height is adjusted between one meter and four meters above ground to find the maximum value of the field strength for both horizontal polarization and vertical polarization of the antenna.
5. For each suspected emission, the EUT was arranged to its worst case and then adjust the antenna tower (from 1 m to 4 m) and turntable (from 0 degree to 360 degrees) to find the maximum reading.
6. For testing below 1GHz, if the emission level of the EUT in peak mode was 3 dB lower than the limit specified, then peak values of EUT will be reported, otherwise, the emissions will be repeated one by one using the CISPR quasi-peak method and reported.
7. For testing above 1GHz, the emission level of the EUT in peak mode was 20dB lower than average limit (that means the emission level in average mode also complies with the limit in average mode), then peak values of EUT will be reported, otherwise, the emissions will be measured in average mode again and reported.

3.4.4 Test Setup

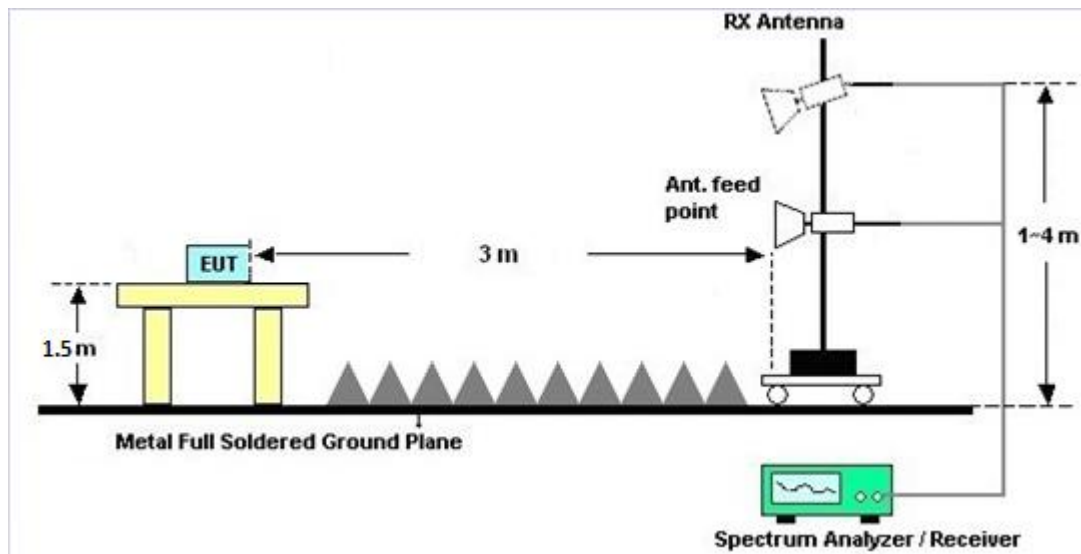
For radiated emissions below 30MHz



For radiated emissions from 30MHz to 1GHz



For radiated emissions above 1GHz



3.4.5 Test Results of Radiated Emissions (9 kHz ~ 30 MHz)

The low frequency, which started from 9 kHz to 30MHz, was pre-scanned and the result which was 20dB lower than the limit line was not reported.

There is a comparison data of both open-field test site and semi-Anechoic chamber, and the result came out very similar.

3.4.6 Test Result of Radiated Band Edges

Please refer to Appendix C.

3.4.7 Duty Cycle

Please refer to Appendix D.

3.4.8 Test Result of Unwanted Radiated Emission (30MHz ~ 10th Harmonic)

Please refer to Appendix C.



3.5 AC Conducted Emission Measurement

3.5.1 Limit of AC Conducted Emission

For equipment that is designed to be connected to the public utility (AC) power line, the radio frequency voltage that is conducted back onto the AC power line on any frequency or frequencies within the band 150 kHz to 30 MHz shall not exceed the limits in the following table.

| Frequency of emission (MHz) | Conducted limit (dBµV) | |
|-----------------------------|------------------------|-----------|
| | Quasi-peak | Average |
| 0.15-0.5 | 66 to 56* | 56 to 46* |
| 0.5-5 | 56 | 46 |
| 5-30 | 60 | 50 |

*Decreases with the logarithm of the frequency.

3.5.2 Measuring Instruments

The measuring equipment is listed in the section 4 of this test report.

3.5.3 Test Procedures

1. The EUT was placed 0.4 meter from the conducting wall of the shielding room was kept at least 80 centimeters from any other grounded conducting surface.
2. Connect EUT to the power mains through a line impedance stabilization network (LISN).
3. All the support units are connecting to the other LISN.
4. The LISN provides 50 ohm coupling impedance for the measuring instrument.
5. The FCC states that a 50 ohm, 50 microhenry LISN should be used.
6. Both sides of AC line were checked for maximum conducted interference.
7. The frequency range from 150 kHz to 30 MHz was searched.
8. Set the test-receiver system to Peak Detect Function and specified bandwidth with Maximum Hold Mode.

3.5.4 Test Setup



3.5.5 Test Result of AC Conducted Emission

Please refer to Appendix B.



3.6 Automatically Discontinue Transmission

3.6.1 Limit of Automatically Discontinue Transmission

The device shall automatically discontinue transmission in case of either absence of information to transmit or operational failure. These provisions are not intended to preclude the transmission of control or signaling information or the use of repetitive codes used by certain digital technologies to complete frame or burst intervals. Applicants shall include in their application for equipment authorization to describe how this requirement is met.

3.6.2 Measuring Instruments

The measuring equipment is listed in the section 4 of this test report.

3.6.3 Test Result of Automatically Discontinue Transmission

While the EUT is not transmitting any information, the EUT can automatically discontinue transmission and become standby mode for power saving. The EUT can detect the controlling signal of ACK message transmitting from remote device and verify whether it shall resend or discontinue transmission.



3.7 Antenna Requirements

3.7.1 Standard Applicable

If transmitting antenna directional gain is greater than 6 dBi, both the peak transmit power and the peak power spectral density shall be reduced by the amount in dB that the directional gain of the antenna exceeds 6 dBi.

3.7.2 Antenna Anti-Replacement Construction

An embedded-in antenna design is used.

3.7.3 Antenna Gain

<CDD Modes >

FCC KDB 662911 D01 Multiple Transmitter Output v02r01

For CDD transmissions, directional gain is calculated as

Directional gain = GANT + Array Gain, where Array Gain is as follows.

For power spectral density (PSD) measurements on all devices,

Array Gain = 10 log(NANT/NSS=1) dB.

For power measurements on IEEE 802.11 devices,

Array Gain = 0 dB (i.e., no array gain) for NANT ≤ 4.

Directional gain may be calculated by using the formulas applicable to equal gain antennas with GANT set equal to the gain of the antenna having the highest gain;

The EUT supports CDD mode.

For power, the directional gain GANT is set equal to the antenna having the highest gain, i.e., F)2)f)i).

For PSD, the directional gain calculation is following F)2)f)ii) of KDB 662911 D01 v02r01.

The power and PSD limit should be modified if the directional gain of EUT is over 6 dBi,

The directional gain "DG" is calculated as following table.

| <CDD Modes> | | | | | | |
|--------------------------|---------------|---------------|---------------------|-------------------|------------------------------|----------------------------|
| | Ant. 1 | Ant. 2 | DG for Power | DG for PSD | Power Limit Reduction | PSD Limit Reduction |
| | (dBi) | (dBi) | (dBi) | (dBi) | (dB) | (dB) |
| Band IV | -3.00 | -3.00 | -3.00 | 0.01 | 0.00 | 0.00 |

Power Limit Reduction = DG(Power) – 6dBi, (min = 0)

PSD Limit Reduction = DG(PSD) – 6dBi, (min = 0)



4 List of Measuring Equipment

| Instrument | Manufacturer | Model No. | Serial No. | Characteristics | Calibration Date | Test Date | Due Date | Remark |
|--------------------------------------|----------------------|------------------------------|------------------|--------------------|------------------|---------------------------------|---------------|--------------------------|
| Spectrum Analyzer | R&S | FSV40 | 101078 | 10Hz~40GHz | Apr. 18, 2019 | Feb. 16, 2020~ Feb. 22, 2020 | Apr. 17, 2020 | Conducted (TH01-SZ) |
| Spectrum Analyzer | R&S | FSP30 | 101400 | 9KHz~30GHz | Dec. 26, 2019 | Feb. 16, 2020~ Feb. 22, 2020 | Dec. 25, 2020 | Conducted (TH01-SZ) |
| Pulse Power Sensor | Anritsu | MA2411B | 1207253 | 30MHz~40GHz | Dec. 26, 2019 | Feb. 16, 2020~ Feb. 22, 2020 | Dec. 25, 2020 | Conducted (TH01-SZ) |
| Power Meter | Anritsu | ML2495A | 1218010 | 50MHz Bandwidth | Dec. 26, 2019 | Feb. 16, 2020~ Feb. 22, 2020 | Dec. 25, 2020 | Conducted (TH01-SZ) |
| EMI Test Receiver&SA | KEYSIGHT | N9038A | MY54450083 | 20Hz~8.4GHz | Apr. 18, 2019 | Feb. 17, 2020~ Mar. 05, 2020 | Apr. 17, 2020 | Radiation (03CH03-SZ) |
| EXA Spectrum Analyzer | KEYSIGHT | N9010A | MY55150246 | 10Hz~44GHz; | Apr. 18, 2019 | Feb. 17, 2020~ Mar. 05, 2020 | Apr. 17, 2020 | Radiation (03CH03-SZ) |
| Loop Antenna | R&S | HFH2-Z2 | 100354 | 9kHz~30MHz | May 29, 2018 | Feb. 17, 2020~ Mar. 05, 2020 | May 28, 2020 | Radiation (03CH03-SZ) |
| Bilog Antenna | TeseQ | CBL6112D | 35408 | 30MHz-2GHz | Apr. 19, 2019 | Feb. 17, 2020~ Mar. 05, 2020 | Apr. 18, 2020 | Radiation (03CH03-SZ) |
| Double Ridge Horn Antenna | SCHWARZBECK | BBHA9120D | 9120D-1355 | 1GHz~18GHz | Apr. 01 2019 | Feb. 17, 2020~ Mar. 05, 2020 | Mar. 31, 2020 | Radiation (03CH03-SZ) |
| HF Amplifier | MITEQ | TTA1840-35-HG | 1871923 | 18GHz~40GHz | Jul. 22, 2019 | Feb. 17, 2020~ Mar. 05, 2020 | Jul. 21, 2020 | Radiation (03CH03-SZ) |
| SHF-EHF Horn | com-power | AH-840 | 101071 | 18Ghz-40GHz | Apr. 18, 2019 | Feb. 17, 2020~ Mar. 05, 2020 | Apr. 17, 2020 | Radiation (03CH03-SZ) |
| Amplifier | Burgeon | BPA-530 | 102210 | 0.01Hz ~3000MHz | Oct. 18, 2019 | Feb. 17, 2020~ Mar. 05, 2020 | Oct. 17, 2020 | Radiation (03CH03-SZ) |
| HF Amplifier | MITEQ | AMF-7D-0010 1800-30-10P-R | 1943528 | 1GHz~18GHz | Oct. 18, 2019 | Feb. 17, 2020~ Mar. 05, 2020 | Oct. 17, 2020 | Radiation (03CH03-SZ) |
| Amplifier | Agilent Technologies | 83017A | MY39501302 | 500MHz~26.5G Hz | Dec. 23,2019 | Feb. 17, 2020~ Mar. 05, 2020 | Dec. 22,2020 | Radiation (03CH03-SZ) |
| AC Power Source | Chroma | 61601 | 6160100019 85 | N/A | NCR | Feb. 17, 2020~ Mar. 05, 2020 | NCR | Radiation (03CH03-SZ) |
| Turn Table | EM | EM1000 | N/A | 0~360 degree | NCR | Feb. 17, 2020~ Mar. 05, 2020 | NCR | Radiation (03CH03-SZ) |
| EMI Receiver | R&S | ESR7 | 101630 | 9kHz~7GHz; | Dec. 26, 2018 | Jan. 12, 2020 | Dec. 25, 2020 | Conduction (CO01-SZ) |
| AC LISN | EMCO | 3816/2SH | 00103912 | 9kHz~30MHz | Oct. 17, 2019 | Jan. 12, 2020 | Oct. 16, 2020 | Conduction (CO01-SZ) |
| AC LISN (for auxiliary equipment) | EMCO | 3816/2SH | 00103892 | 9kHz~30MHz | Dec. 26, 2019 | Jan. 12, 2020 | Dec. 25, 2020 | Conduction (CO01-SZ) |
| AC Power Source | Chroma | 61602 | 6160200008 91 | 100Vac~250Vac | Jul. 23, 2019 | Jan. 12, 2020 | Jul. 22, 2020 | Conduction (CO01-SZ) |

NCR: No Calibration Required



5 Uncertainty of Evaluation

The measurement uncertainties shown below were calculated in accordance with the requirements of ANSI 63.10-2013. All the measurement uncertainty value were shown with a coverage K=2 to indicate 95% level of confidence. The measurement data show herein meets or exceeds the CISPR measurement uncertainty values specified in CISPR 16-4-2 and can be compared directly to specified limit to determine compliance.

Uncertainty of Conducted Emission Measurement (150kHz ~ 30MHz)

| | |
|---|-------|
| Measuring Uncertainty for a Level of Confidence of 95% (U = 2Uc(y)) | 2.6dB |
|---|-------|

Uncertainty of Radiated Emission Measurement (30 MHz ~ 1000 MHz)

| | |
|---|-------|
| Measuring Uncertainty for a Level of Confidence of 95% (U = 2Uc(y)) | 5.0dB |
|---|-------|

Uncertainty of Radiated Emission Measurement (1000 MHz ~ 18000 MHz)

| | |
|---|-------|
| Measuring Uncertainty for a Level of Confidence of 95% (U = 2Uc(y)) | 4.8dB |
|---|-------|

Uncertainty of Radiated Emission Measurement (18000 MHz ~ 40000 MHz)

| | |
|---|-------|
| Measuring Uncertainty for a Level of Confidence of 95% (U = 2Uc(y)) | 4.6dB |
|---|-------|



Appendix A. Conducted Test Results

| | | | | |
|----------------|---------------------|--------------------|-------|----|
| Test Engineer: | Zhang Jiang | Temperature: | 21~25 | °C |
| Test Date: | 2020/2/16~2020/2/22 | Relative Humidity: | 51~54 | % |

TEST RESULTS DATA
6dB and 26dB EBW and 99% OBW

| Band IV | | | | | | | | | | | | | |
|---------|-----------|-----|-----|-------------|---------------------|-------|----------------------|--------|----------------------|-------|---------------------------------|-------|-----------|
| Mod. | Data Rate | NTX | CH. | Freq. (MHz) | 99% Bandwidth (MHz) | | 26dB Bandwidth (MHz) | | 6 dB Bandwidth (MHz) | | 6 dB Bandwidth Min. Limit (MHz) | | Pass/Fail |
| | | | | | Ant 1 | Ant 2 | Ant 1 | Ant 2 | Ant 1 | Ant 2 | Ant 1 | Ant 2 | |
| 11a | 6Mbps | 2 | 149 | 5745 | 16.28 | 16.38 | 20.83 | 20.18 | 15.53 | 15.58 | 0.5 | 0.5 | Pass |
| 11a | 6Mbps | 2 | 157 | 5785 | 16.33 | 16.38 | 21.23 | 20.58 | 15.09 | 15.29 | 0.5 | 0.5 | Pass |
| 11a | 6Mbps | 2 | 165 | 5825 | 16.33 | 16.38 | 20.68 | 20.78 | 15.09 | 15.09 | 0.5 | 0.5 | Pass |
| HT20 | MCS0 | 2 | 149 | 5745 | 18.08 | 18.18 | 41.21 | 42.76 | 17.58 | 17.58 | 0.5 | 0.5 | Pass |
| HT20 | MCS0 | 2 | 157 | 5785 | 18.08 | 18.18 | 43.76 | 42.91 | 17.58 | 17.58 | 0.5 | 0.5 | Pass |
| HT20 | MCS0 | 2 | 165 | 5825 | 18.13 | 18.13 | 41.46 | 43.76 | 17.58 | 17.58 | 0.5 | 0.5 | Pass |
| HT40 | MCS0 | 2 | 151 | 5755 | 37.66 | 38.16 | 72.56 | 84.34 | 36.26 | 36.26 | 0.5 | 0.5 | Pass |
| HT40 | MCS0 | 2 | 159 | 5795 | 37.46 | 37.76 | 74.54 | 80.47 | 36.36 | 36.26 | 0.5 | 0.5 | Pass |
| VHT80 | MCS0 | 2 | 155 | 5775 | 78.04 | 77.68 | 92.55 | 107.25 | 76.36 | 76.36 | 0.5 | 0.5 | Pass |
| HE20 | MCS0 | 2 | 149 | 5745 | 19.08 | 19.23 | 26.77 | 36.06 | 18.98 | 18.83 | 0.5 | 0.5 | Pass |
| HE20 | MCS0 | 2 | 157 | 5785 | 19.13 | 19.18 | 27.72 | 34.12 | 19.13 | 18.88 | 0.5 | 0.5 | Pass |
| HE20 | MCS0 | 2 | 165 | 5825 | 19.13 | 19.18 | 30.82 | 33.02 | 18.93 | 18.93 | 0.5 | 0.5 | Pass |
| HE40 | MCS0 | 2 | 151 | 5755 | 38.46 | 38.56 | 53.95 | 68.42 | 38.06 | 38.06 | 0.5 | 0.5 | Pass |
| HE40 | MCS0 | 2 | 159 | 5795 | 38.46 | 38.66 | 48.73 | 75.44 | 37.96 | 38.16 | 0.5 | 0.5 | Pass |
| HE80 | MCS0 | 2 | 155 | 5775 | 79.12 | 79.24 | 87.59 | 95.74 | 78.04 | 77.80 | 0.5 | 0.5 | Pass |

TEST RESULTS DATA
Average Power Table

| Band IV | | | | | | | | | | | | | | | |
|---------|-----------|-----|-----|-----------|-------------|------------------|-------|-------------------------------|-------|-------|---------------------------------|-------|----------|-------|-----------|
| Mod. | Data Rate | NTx | CH. | RU Config | Freq. (MHz) | Duty Factor (dB) | | Average Conducted Power (dBm) | | | FCC Conducted Power Limit (dBm) | | DG (dBi) | | Pass/Fail |
| | | | | | | Ant 1 | Ant 2 | Ant 1 | Ant 2 | SUM | Ant 1 | Ant 2 | Ant 1 | Ant 2 | |
| 11a | 6Mbps | 2 | 149 | | 5745 | 0.05 | 0.05 | 13.28 | 12.91 | 16.11 | 30.00 | | -3.00 | Pass | |
| 11a | 6Mbps | 2 | 157 | | 5785 | 0.05 | 0.05 | 13.34 | 12.76 | 16.07 | 30.00 | | -3.00 | Pass | |
| 11a | 6Mbps | 2 | 165 | | 5825 | 0.05 | 0.05 | 13.20 | 12.88 | 16.06 | 30.00 | | -3.00 | Pass | |
| HT20 | MCS0 | 2 | 149 | | 5745 | 0.00 | 0.00 | 13.67 | 12.84 | 16.29 | 30.00 | | -3.00 | Pass | |
| HT20 | MCS0 | 2 | 157 | | 5785 | 0.00 | 0.00 | 13.51 | 12.90 | 16.23 | 30.00 | | -3.00 | Pass | |
| HT20 | MCS0 | 2 | 165 | | 5825 | 0.00 | 0.00 | 13.64 | 12.85 | 16.27 | 30.00 | | -3.00 | Pass | |
| HT40 | MCS0 | 2 | 151 | | 5755 | 0.00 | 0.00 | 13.71 | 13.12 | 16.44 | 30.00 | | -3.00 | Pass | |
| HT40 | MCS0 | 2 | 159 | | 5795 | 0.00 | 0.00 | 13.64 | 13.08 | 16.38 | 30.00 | | -3.00 | Pass | |
| VHT20 | MCS0 | 2 | 149 | | 5745 | 0.00 | 0.00 | 13.51 | 12.80 | 16.18 | 30.00 | | -3.00 | Pass | |
| VHT20 | MCS0 | 2 | 157 | | 5785 | 0.00 | 0.00 | 13.37 | 12.81 | 16.11 | 30.00 | | -3.00 | Pass | |
| VHT20 | MCS0 | 2 | 165 | | 5825 | 0.00 | 0.00 | 13.45 | 12.75 | 16.12 | 30.00 | | -3.00 | Pass | |
| VHT40 | MCS0 | 2 | 151 | | 5755 | 0.00 | 0.00 | 13.65 | 13.10 | 16.39 | 30.00 | | -3.00 | Pass | |
| VHT40 | MCS0 | 2 | 159 | | 5795 | 0.00 | 0.00 | 13.62 | 13.02 | 16.34 | 30.00 | | -3.00 | Pass | |
| VHT80 | MCS0 | 2 | 155 | | 5775 | 0.00 | 0.00 | 11.23 | 11.06 | 14.16 | 30.00 | | -3.00 | Pass | |
| HE20 | MCS0 | 2 | 149 | Full | 5745 | 0.00 | 0.00 | 13.11 | 13.03 | 16.08 | 30.00 | | -3.00 | Pass | |
| HE20 | MCS0 | 2 | 157 | Full | 5785 | 0.00 | 0.00 | 12.96 | 12.95 | 15.97 | 30.00 | | -3.00 | Pass | |
| HE20 | MCS0 | 2 | 165 | Full | 5825 | 0.00 | 0.00 | 13.12 | 12.87 | 16.01 | 30.00 | | -3.00 | Pass | |
| HE40 | MCS0 | 2 | 151 | Full | 5755 | 0.00 | 0.00 | 13.30 | 13.21 | 16.27 | 30.00 | | -3.00 | Pass | |
| HE40 | MCS0 | 2 | 159 | Full | 5795 | 0.00 | 0.00 | 13.16 | 12.81 | 16.00 | 30.00 | | -3.00 | Pass | |
| HE80 | MCS0 | 2 | 155 | Full | 5775 | 0.00 | 0.00 | 11.97 | 11.93 | 14.96 | 30.00 | | -3.00 | Pass | |

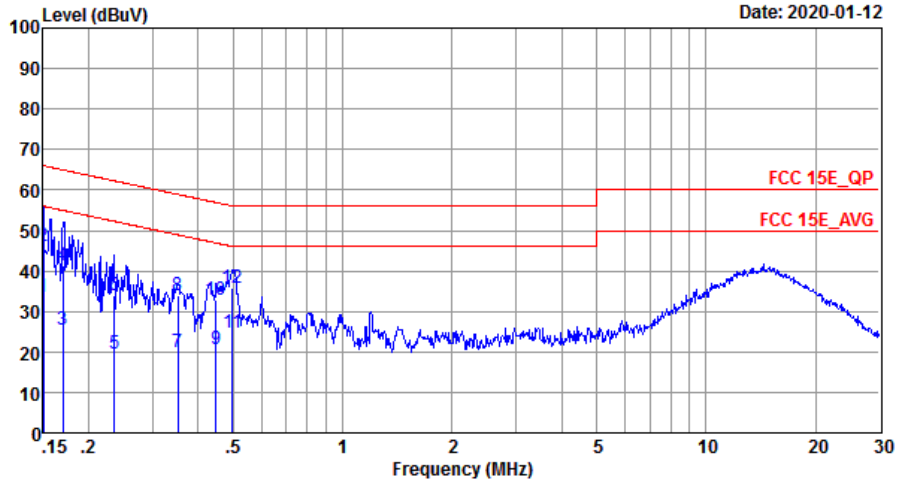
TEST RESULTS DATA
Power Spectral Density

| Band IV | | | | | | | | | | | | | | | | | |
|---------|-----------|-----|-----|-----------|-------------|------------------|-------|---------------------------------|-------|------------------------------------|-------|-------|--------------------------------|-------|----------|-------|------------|
| Mod. | Data Rate | NTx | CH. | RU Config | Freq. (MHz) | Duty Factor (dB) | | 10log (500kHz /RBW) Factor (dB) | | Average Power Density (dBm/500kHz) | | | Average PSD Limit (dBm/500kHz) | | DG (dBi) | | Pass /Fail |
| | | | | | | Ant 1 | Ant 2 | Ant 1 | Ant 2 | Ant 1 | Ant 2 | SUM | Ant 1 | Ant 2 | Ant 1 | Ant 2 | |
| 11a | 6Mbps | 2 | 149 | | 5745 | 0.05 | 0.05 | 2.22 | | | | 6.16 | 30.00 | 0.01 | | Pass | |
| 11a | 6Mbps | 2 | 157 | | 5785 | 0.05 | 0.05 | 2.22 | | | | 5.73 | 30.00 | 0.01 | | Pass | |
| 11a | 6Mbps | 2 | 165 | | 5825 | 0.05 | 0.05 | 2.22 | | | | 6.09 | 30.00 | 0.01 | | Pass | |
| HT20 | MCS0 | 2 | 149 | | 5745 | 0.00 | 0.00 | 2.22 | | | | 5.35 | 30.00 | 0.01 | | Pass | |
| HT20 | MCS0 | 2 | 157 | | 5785 | 0.00 | 0.00 | 2.22 | | | | 5.06 | 30.00 | 0.01 | | Pass | |
| HT20 | MCS0 | 2 | 165 | | 5825 | 0.00 | 0.00 | 2.22 | | | | 5.21 | 30.00 | 0.01 | | Pass | |
| HT40 | MCS0 | 2 | 151 | | 5755 | 0.00 | 0.00 | 2.22 | | | | 2.45 | 30.00 | 0.01 | | Pass | |
| HT40 | MCS0 | 2 | 159 | | 5795 | 0.00 | 0.00 | 2.22 | | | | 2.25 | 30.00 | 0.01 | | Pass | |
| VHT80 | MCS0 | 2 | 155 | | 5775 | 0.00 | 0.00 | 2.22 | | | | -2.56 | 30.00 | 0.01 | | Pass | |
| HE20 | MCS0 | 2 | 149 | Full | 5745 | 0.00 | 0.00 | 2.22 | | | | 4.70 | 30.00 | 0.01 | | Pass | |
| HE20 | MCS0 | 2 | 149 | 26/0 | 5745 | 0.00 | 0.00 | 2.22 | | | | 4.34 | 30.00 | 0.01 | | Pass | |
| HE20 | MCS0 | 2 | 149 | 26/4 | 5745 | 0.00 | 0.00 | 2.22 | | | | 3.98 | 30.00 | 0.01 | | Pass | |
| HE20 | MCS0 | 2 | 149 | 26/8 | 5745 | 0.00 | 0.00 | 2.22 | | | | 4.36 | 30.00 | 0.01 | | Pass | |
| HE20 | MCS0 | 2 | 157 | Full | 5785 | 0.00 | 0.00 | 2.22 | | | | 4.67 | 30.00 | 0.01 | | Pass | |
| HE20 | MCS0 | 2 | 157 | 26/0 | 5785 | 0.00 | 0.00 | 2.22 | | | | 4.02 | 30.00 | 0.01 | | Pass | |
| HE20 | MCS0 | 2 | 157 | 26/4 | 5785 | 0.00 | 0.00 | 2.22 | | | | 3.74 | 30.00 | 0.01 | | Pass | |
| HE20 | MCS0 | 2 | 157 | 26/8 | 5785 | 0.00 | 0.00 | 2.22 | | | | 4.17 | 30.00 | 0.01 | | Pass | |
| HE20 | MCS0 | 2 | 165 | Full | 5825 | 0.00 | 0.00 | 2.22 | | | | 4.69 | 30.00 | 0.01 | | Pass | |
| HE20 | MCS0 | 2 | 165 | 26/0 | 5825 | 0.00 | 0.00 | 2.22 | | | | 4.20 | 30.00 | 0.01 | | Pass | |
| HE20 | MCS0 | 2 | 165 | 26/4 | 5825 | 0.00 | 0.00 | 2.22 | | | | 4.09 | 30.00 | 0.01 | | Pass | |
| HE20 | MCS0 | 2 | 165 | 26/8 | 5825 | 0.00 | 0.00 | 2.22 | | | | 4.31 | 30.00 | 0.01 | | Pass | |
| HE40 | MCS0 | 2 | 151 | Full | 5755 | 0.00 | 0.00 | 2.22 | | | | 1.76 | 30.00 | 0.01 | | Pass | |
| HE40 | MCS0 | 2 | 151 | 26/0 | 5755 | 0.00 | 0.00 | 2.22 | | | | 1.05 | 30.00 | 0.01 | | Pass | |
| HE40 | MCS0 | 2 | 151 | 26/8 | 5755 | 0.00 | 0.00 | 2.22 | | | | 0.97 | 30.00 | 0.01 | | Pass | |
| HE40 | MCS0 | 2 | 151 | 26/17 | 5755 | 0.00 | 0.00 | 2.22 | | | | 1.54 | 30.00 | 0.01 | | Pass | |
| HE40 | MCS0 | 2 | 159 | Full | 5795 | 0.00 | 0.00 | 2.22 | | | | 1.78 | 30.00 | 0.01 | | Pass | |
| HE40 | MCS0 | 2 | 159 | 26/0 | 5795 | 0.00 | 0.00 | 2.22 | | | | 1.15 | 30.00 | 0.01 | | Pass | |
| HE40 | MCS0 | 2 | 159 | 26/8 | 5795 | 0.00 | 0.00 | 2.22 | | | | 1.10 | 30.00 | 0.01 | | Pass | |
| HE40 | MCS0 | 2 | 159 | 26/17 | 5795 | 0.00 | 0.00 | 2.22 | | | | 1.30 | 30.00 | 0.01 | | Pass | |
| HE80 | MCS0 | 2 | 155 | Full | 5775 | 0.00 | 0.00 | 2.22 | | | | -2.75 | 30.00 | 0.01 | | Pass | |
| HE80 | MCS0 | 2 | 155 | 26/0 | 5775 | 0.00 | 0.00 | 2.22 | | | | -3.59 | 30.00 | 0.01 | | Pass | |
| HE80 | MCS0 | 2 | 155 | 26/18 | 5775 | 0.00 | 0.00 | 2.22 | | | | -3.01 | 30.00 | 0.01 | | Pass | |
| HE80 | MCS0 | 2 | 155 | 26/36 | 5775 | 0.00 | 0.00 | 2.22 | | | | -2.82 | 30.00 | 0.01 | | Pass | |



Appendix B. AC Conducted Emission Test Results

| | | | |
|-----------------|---|---------------------|---------|
| Test Engineer : | LiuDaLin | Temperature : | 22~25°C |
| | | Relative Humidity : | 50~55% |
| Test Voltage : | 120Vac / 60Hz | Phase : | Line |
| Remark : | All emissions not reported here are more than 10 dB below the prescribed limit. | | |



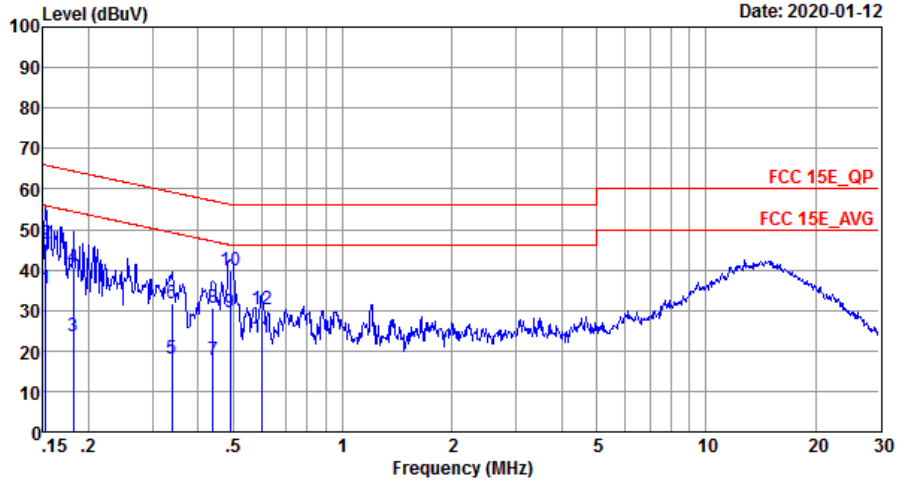
Site : CO01-SZ
 Condition: FCC 15E_QP LISN_20190719_L LINE

IMEI : 865422040025876/865422040025868

| | Freq | Level | Over Limit | Limit Line | Read Level | LISN Factor | Cable Loss | Remark |
|-----|------|-------|------------|------------|------------|-------------|------------|---------|
| | MHz | dBuV | dB | dBuV | dBuV | dB | dB | |
| 1 | 0.15 | 33.54 | -22.46 | 56.00 | 23.50 | 0.03 | 10.01 | Average |
| 2 * | 0.15 | 46.04 | -19.96 | 66.00 | 36.00 | 0.03 | 10.01 | QP |
| 3 | 0.17 | 25.44 | -29.50 | 54.94 | 15.40 | 0.03 | 10.01 | Average |
| 4 | 0.17 | 41.34 | -23.60 | 64.94 | 31.30 | 0.03 | 10.01 | QP |
| 5 | 0.24 | 19.74 | -32.52 | 52.26 | 9.70 | 0.03 | 10.01 | Average |
| 6 | 0.24 | 33.84 | -28.42 | 62.26 | 23.80 | 0.03 | 10.01 | QP |
| 7 | 0.35 | 20.04 | -28.87 | 48.91 | 10.00 | 0.03 | 10.01 | Average |
| 8 | 0.35 | 33.94 | -24.97 | 58.91 | 23.90 | 0.03 | 10.01 | QP |
| 9 | 0.45 | 20.76 | -26.13 | 46.89 | 10.70 | 0.02 | 10.04 | Average |
| 10 | 0.45 | 32.96 | -23.93 | 56.89 | 22.90 | 0.02 | 10.04 | QP |
| 11 | 0.50 | 24.68 | -21.37 | 46.05 | 14.60 | 0.02 | 10.06 | Average |
| 12 | 0.50 | 35.88 | -20.17 | 56.05 | 25.80 | 0.02 | 10.06 | QP |



| | | | |
|-----------------|---|---------------------|---------|
| Test Engineer : | LiuDaLin | Temperature : | 22~25°C |
| | | Relative Humidity : | 50~55% |
| Test Voltage : | 120Vac / 60Hz | Phase : | Neutral |
| Remark : | All emissions not reported here are more than 10 dB below the prescribed limit. | | |



Site : CO01-SZ
 Condition: FCC 15E QP LISN_20190719_N NEUTRAL

IMEI : 865422040025876/865422040025868

| | Freq | Level | Over Limit | Limit | Read | LISN | Cable | Remark |
|------|------|-------|------------|-------|-------|------|-------|---------|
| | MHz | dBuV | dB | dBuV | dBuV | dB | dB | |
| 1 | 0.15 | 35.44 | -20.43 | 55.87 | 25.40 | 0.03 | 10.01 | Average |
| 2 | 0.15 | 46.44 | -19.43 | 65.87 | 36.40 | 0.03 | 10.01 | QP |
| 3 | 0.18 | 23.74 | -30.68 | 54.42 | 13.70 | 0.03 | 10.01 | Average |
| 4 | 0.18 | 40.44 | -23.98 | 64.42 | 30.40 | 0.03 | 10.01 | QP |
| 5 | 0.34 | 18.14 | -31.08 | 49.22 | 8.10 | 0.03 | 10.01 | Average |
| 6 | 0.34 | 31.64 | -27.58 | 59.22 | 21.60 | 0.03 | 10.01 | QP |
| 7 | 0.44 | 17.85 | -29.22 | 47.07 | 7.80 | 0.02 | 10.03 | Average |
| 8 | 0.44 | 30.75 | -26.32 | 57.07 | 20.70 | 0.02 | 10.03 | QP |
| 9 | 0.49 | 29.48 | -16.66 | 46.14 | 19.40 | 0.02 | 10.06 | Average |
| 10 * | 0.49 | 39.68 | -16.46 | 56.14 | 29.60 | 0.02 | 10.06 | QP |
| 11 | 0.60 | 23.19 | -22.81 | 46.00 | 13.10 | 0.02 | 10.07 | Average |
| 12 | 0.60 | 30.19 | -25.81 | 56.00 | 20.10 | 0.02 | 10.07 | QP |

Note:

- Level(dBμV) = Read Level(dBμV) + LISN Factor(dB) + Cable Loss(dB)
- Over Limit(dB) = Level(dBμV) – Limit Line(dBμV)



Appendix C. Radiated Spurious Emission

Band 4 - 5725~5850MHz
WIFI 802.11a (Band Edge @ 3m)

| WIFI Ant. | Note | Frequency | Level | Over Limit | Limit Line | Read Level | Antenna Factor | Cable Loss | Preamp Factor | Ant Pos | Table Pos | Peak Avg. | Pol. |
|------------------------------|------|-----------|------------|------------|------------|------------|----------------|------------|---------------|---------|-----------|-----------|---------|
| 1+2 | | (MHz) | (dBμV/m) | (dB) | (dBμV/m) | (dBμV) | (dB/m) | (dB) | (dB) | (cm) | (deg) | (P/A) | (H/V) |
| 802.11a CH 149 5745MHz | | 5615.2 | 44.53 | -23.67 | 68.2 | 40.11 | 31.58 | 7.74 | 34.9 | 235 | 34 | P | H |
| | | 5664.8 | 44.39 | -34.8 | 79.19 | 39.81 | 31.66 | 7.82 | 34.9 | 235 | 34 | P | H |
| | | 5716.4 | 57.48 | -52.31 | 109.79 | 52.68 | 31.85 | 7.85 | 34.9 | 235 | 34 | P | H |
| | | 5725 | 64.48 | -57.72 | 122.2 | 59.62 | 31.91 | 7.85 | 34.9 | 235 | 34 | P | H |
| | * | 5745 | 108.35 | - | - | 103.39 | 31.97 | 7.89 | 34.9 | 235 | 34 | P | H |
| | | 5745 | 101.58 | - | - | 96.62 | 31.97 | 7.89 | 34.9 | 235 | 34 | A | H |
| | | 5649.6 | 45.69 | -22.51 | 68.2 | 41.15 | 31.66 | 7.78 | 34.9 | 133 | 343 | P | V |
| | | 5674 | 45.48 | -40.52 | 86 | 40.84 | 31.72 | 7.82 | 34.9 | 133 | 343 | P | V |
| | | 5717.6 | 59.69 | -50.44 | 110.13 | 54.83 | 31.91 | 7.85 | 34.9 | 133 | 343 | P | V |
| | | 5722 | 65.24 | -50.12 | 115.36 | 60.38 | 31.91 | 7.85 | 34.9 | 133 | 343 | P | V |
| | * | 5745 | 109.99 | - | - | 105.03 | 31.97 | 7.89 | 34.9 | 133 | 343 | P | V |
| | | 5745 | 103.31 | - | - | 98.35 | 31.97 | 7.89 | 34.9 | 133 | 343 | A | V |



| WIFI Ant. 1+2 | Note | Frequency (MHz) | Level (dBμV/m) | Over Limit (dB) | Limit Line (dBμV/m) | Read Level (dBμV) | Antenna Factor (dB/m) | Cable Loss (dB) | Preamp Factor (dB) | Ant Pos (cm) | Table Pos (deg) | Peak Avg. (P/A) | Pol. (H/V) |
|------------------------------|------|-------------------|------------------|-------------------|-----------------------|---------------------|-------------------------|-------------------|----------------------|----------------|-------------------|-------------------|--------------|
| 802.11a CH 157 5785MHz | | 5619 | 45.67 | -22.53 | 68.2 | 41.24 | 31.59 | 7.74 | 34.9 | 233 | 46 | P | H |
| | | 5659.8 | 44.71 | -30.77 | 75.48 | 40.17 | 31.66 | 7.78 | 34.9 | 233 | 46 | P | H |
| | | 5711 | 44.7 | -63.58 | 108.28 | 39.9 | 31.85 | 7.85 | 34.9 | 233 | 46 | P | H |
| | | 5721.2 | 43.85 | -69.69 | 113.54 | 38.99 | 31.91 | 7.85 | 34.9 | 233 | 46 | P | H |
| | * | 5785 | 107.57 | - | - | 102.45 | 32.09 | 7.93 | 34.9 | 233 | 46 | P | H |
| | | 5785 | 101.38 | - | - | 96.26 | 32.09 | 7.93 | 34.9 | 233 | 46 | A | H |
| | | 5853.6 | 43.77 | -70.22 | 113.99 | 38.27 | 32.4 | 8 | 34.9 | 233 | 46 | P | H |
| | | 5874.4 | 45.6 | -59.77 | 105.37 | 40 | 32.43 | 8.07 | 34.9 | 233 | 46 | P | H |
| | | 5921.4 | 45.36 | -25.49 | 70.85 | 39.63 | 32.5 | 8.13 | 34.9 | 233 | 46 | P | H |
| | | 5931.8 | 45.7 | -22.5 | 68.2 | 39.94 | 32.53 | 8.13 | 34.9 | 233 | 46 | P | H |
| | | 5618.2 | 45.44 | -22.76 | 68.2 | 41.01 | 31.59 | 7.74 | 34.9 | 216 | 341 | P | V |
| | | 5678.4 | 45.35 | -43.91 | 89.26 | 40.71 | 31.72 | 7.82 | 34.9 | 216 | 341 | P | V |
| | | 5708.8 | 45.83 | -61.84 | 107.67 | 41.03 | 31.85 | 7.85 | 34.9 | 216 | 341 | P | V |
| | | 5721.2 | 44.55 | -68.99 | 113.54 | 39.69 | 31.91 | 7.85 | 34.9 | 216 | 341 | P | V |
| | * | 5785 | 108.5 | - | - | 103.38 | 32.09 | 7.93 | 34.9 | 216 | 341 | P | V |
| | | 5785 | 102.6 | - | - | 97.48 | 32.09 | 7.93 | 34.9 | 216 | 341 | A | V |
| | | 5854.4 | 44.03 | -68.14 | 112.17 | 38.53 | 32.4 | 8 | 34.9 | 216 | 341 | P | V |
| | | 5864 | 45.14 | -63.14 | 108.28 | 39.57 | 32.4 | 8.07 | 34.9 | 216 | 341 | P | V |
| | | 5907.2 | 46.03 | -35.31 | 81.34 | 40.3 | 32.5 | 8.13 | 34.9 | 216 | 341 | P | V |
| | | 5945.8 | 44.71 | -23.49 | 68.2 | 38.85 | 32.56 | 8.2 | 34.9 | 216 | 341 | P | V |



| WIFI Ant. 1+2 | Note | Frequency (MHz) | Level (dBμV/m) | Over Limit (dB) | Limit Line (dBμV/m) | Read Level (dBμV) | Antenna Factor (dB/m) | Cable Loss (dB) | Preamp Factor (dB) | Ant Pos (cm) | Table Pos (deg) | Peak Avg. (P/A) | Pol. (H/V) |
|------------------------------|---|-------------------|------------------|-------------------|-----------------------|---------------------|-------------------------|-------------------|----------------------|----------------|-------------------|-------------------|--------------|
| 802.11a CH 165 5825MHz | * | 5825 | 108.39 | - | - | 103.01 | 32.28 | 8 | 34.9 | 242 | 39 | P | H |
| | * | 5825 | 101.49 | - | - | 96.11 | 32.28 | 8 | 34.9 | 242 | 39 | A | H |
| | | 5853.2 | 60.92 | -53.98 | 114.9 | 55.48 | 32.34 | 8 | 34.9 | 242 | 39 | P | H |
| | | 5856 | 52.83 | -57.69 | 110.52 | 47.26 | 32.4 | 8.07 | 34.9 | 242 | 39 | P | H |
| | | 5915.2 | 46.09 | -29.34 | 75.43 | 40.36 | 32.5 | 8.13 | 34.9 | 242 | 39 | P | H |
| | | 5933.4 | 44.51 | -23.69 | 68.2 | 38.75 | 32.53 | 8.13 | 34.9 | 242 | 39 | P | H |
| | * | 5825 | 109.31 | - | - | 103.93 | 32.28 | 8 | 34.9 | 198 | 21 | P | V |
| | * | 5825 | 103.21 | - | - | 97.83 | 32.28 | 8 | 34.9 | 198 | 21 | A | V |
| | | 5851.2 | 62.27 | -57.19 | 119.46 | 56.83 | 32.34 | 8 | 34.9 | 198 | 21 | P | V |
| | | 5855.4 | 57.33 | -53.36 | 110.69 | 51.83 | 32.4 | 8 | 34.9 | 198 | 21 | P | V |
| | | 5920.6 | 46.62 | -24.82 | 71.44 | 40.89 | 32.5 | 8.13 | 34.9 | 198 | 21 | P | V |
| | | 5943.8 | 45.67 | -22.53 | 68.2 | 39.81 | 32.56 | 8.2 | 34.9 | 198 | 21 | P | V |
| Remark | 1. No other spurious found. 2. All results are PASS against Peak and Average limit line. | | | | | | | | | | | | |



Band 4 5725~5850MHz

WIFI 802.11a (Harmonic @ 3m)

| WIFI Ant. 1+2 | Note | Frequency (MHz) | Level (dBμV/m) | Over Limit (dB) | Limit Line (dBμV/m) | Read Level (dBμV) | Antenna Factor (dB/m) | Cable Loss (dB) | Preamp Factor (dB) | Ant Pos (cm) | Table Pos (deg) | Peak Avg. (P/A) | Pol. (H/V) |
|------------------------------|---|-------------------|------------------|-------------------|-----------------------|---------------------|-------------------------|-------------------|----------------------|----------------|-------------------|-------------------|--------------|
| 802.11a CH 149 5745MHz | | 11490 | 47.55 | -26.45 | 74 | 50.67 | 41.18 | 13.46 | 57.76 | 165 | 110 | P | H |
| | | 17235 | 47.02 | -21.18 | 68.2 | 47.12 | 42.4 | 15.47 | 57.97 | 170 | 155 | P | H |
| | | 11490 | 47.33 | -26.67 | 74 | 50.45 | 41.18 | 13.46 | 57.76 | 165 | 110 | P | V |
| | | 17235 | 47.51 | -20.69 | 68.2 | 47.61 | 42.4 | 15.47 | 57.97 | 170 | 155 | P | V |
| 802.11a CH 157 5785MHz | | 11570 | 47.41 | -26.59 | 74 | 50.63 | 40.98 | 13.47 | 57.67 | 175 | 198 | P | H |
| | | 17355 | 47.01 | -21.19 | 68.2 | 46.22 | 43.1 | 15.49 | 57.8 | 189 | 185 | P | H |
| | | 11570 | 46.99 | -27.01 | 74 | 50.21 | 40.98 | 13.47 | 57.67 | 175 | 198 | P | V |
| | | 17355 | 47.56 | -20.64 | 68.2 | 46.77 | 43.1 | 15.49 | 57.8 | 189 | 185 | P | V |
| 802.11a CH 165 5825MHz | | 11650 | 47.93 | -26.07 | 74 | 51.28 | 40.76 | 13.48 | 57.59 | 156 | 347 | P | H |
| | | 17475 | 47.24 | -20.96 | 68.2 | 45.58 | 43.8 | 15.5 | 57.64 | 150 | 360 | P | H |
| | | 11650 | 47.4 | -26.6 | 74 | 50.75 | 40.76 | 13.48 | 57.59 | 156 | 347 | P | V |
| | | 17475 | 47.64 | -20.56 | 68.2 | 45.98 | 43.8 | 15.5 | 57.64 | 150 | 360 | P | V |
| Remark | 1. No other spurious found. 2. All results are PASS against Peak and Average limit line. | | | | | | | | | | | | |



Band 4 5725~5850MHz
WIFI 802.11n HT20 (Band Edge @ 3m)

Table with 14 columns: WIFI Ant. 1+2, Note, Frequency (MHz), Level (dBµV/m), Over Limit (dB), Limit Line (dBµV/m), Read Level (dBµV), Antenna Factor (dB/m), Cable Loss (dB), Preamp Factor (dB), Ant Pos (cm), Table Pos (deg), Peak Avg. (P/A), Pol. (H/V). Rows include test data for frequencies 5632.2, 5697.8, 5720, 5723, 5745, 5745, 5647, 5697, 5719.2, 5725, 5745, 5745.



| WIFI Ant. 1+2 | Note | Frequency (MHz) | Level (dBμV/m) | Over Limit (dB) | Limit Line (dBμV/m) | Read Level (dBμV) | Antenna Factor (dB/m) | Cable Loss (dB) | Preamp Factor (dB) | Ant Pos (cm) | Table Pos (deg) | Peak Avg. (P/A) | Pol. (H/V) |
|-----------------------------|--------|-------------------|------------------|-------------------|-----------------------|---------------------|-------------------------|-------------------|----------------------|----------------|-------------------|-------------------|--------------|
| 802.11n HT20 CH 157 5785MHz | | 5634.6 | 45.93 | -22.27 | 68.2 | 41.45 | 31.6 | 7.78 | 34.9 | 100 | 33 | P | H |
| | | 5677 | 44.42 | -43.8 | 88.22 | 39.78 | 31.72 | 7.82 | 34.9 | 100 | 33 | P | H |
| | | 5715.8 | 45.93 | -63.7 | 109.63 | 41.13 | 31.85 | 7.85 | 34.9 | 100 | 33 | P | H |
| | | 5722.8 | 52.22 | -64.96 | 117.18 | 47.36 | 31.91 | 7.85 | 34.9 | 100 | 33 | P | H |
| | * | 5785 | 103.94 | - | - | 98.82 | 32.09 | 7.93 | 34.9 | 100 | 33 | P | H |
| | | 5785 | 96.86 | - | - | 91.74 | 32.09 | 7.93 | 34.9 | 100 | 33 | A | H |
| | | 5853.6 | 44.94 | -69.05 | 113.99 | 39.44 | 32.4 | 8 | 34.9 | 100 | 33 | P | H |
| | | 5871.6 | 44.82 | -61.33 | 106.15 | 39.22 | 32.43 | 8.07 | 34.9 | 100 | 33 | P | H |
| | | 5888.6 | 45.59 | -49.51 | 95.1 | 39.95 | 32.47 | 8.07 | 34.9 | 100 | 33 | P | H |
| | | 5940.4 | 44.71 | -23.49 | 68.2 | 38.85 | 32.56 | 8.2 | 34.9 | 100 | 33 | P | H |
| | | 5631.2 | 44.57 | -23.63 | 68.2 | 40.1 | 31.59 | 7.78 | 34.9 | 248 | 22 | P | V |
| | | 5666.2 | 44.45 | -35.77 | 80.22 | 39.87 | 31.66 | 7.82 | 34.9 | 248 | 22 | P | V |
| | | 5719.6 | 48.51 | -62.18 | 110.69 | 43.65 | 31.91 | 7.85 | 34.9 | 248 | 22 | P | V |
| | | 5723.2 | 49.2 | -68.9 | 118.1 | 44.34 | 31.91 | 7.85 | 34.9 | 248 | 22 | P | V |
| | * | 5785 | 108.53 | - | - | 103.41 | 32.09 | 7.93 | 34.9 | 248 | 22 | P | V |
| | | 5785 | 100.9 | - | - | 95.78 | 32.09 | 7.93 | 34.9 | 248 | 22 | A | V |
| | | 5850 | 51.8 | -70.4 | 122.2 | 46.36 | 32.34 | 8 | 34.9 | 248 | 22 | P | V |
| | | 5856.8 | 48.83 | -61.47 | 110.3 | 43.26 | 32.4 | 8.07 | 34.9 | 248 | 22 | P | V |
| | 5914.8 | 44.96 | -30.76 | 75.72 | 39.23 | 32.5 | 8.13 | 34.9 | 248 | 22 | P | V | |
| | 5940.6 | 45.93 | -22.27 | 68.2 | 40.07 | 32.56 | 8.2 | 34.9 | 248 | 22 | P | V | |



| WIFI Ant. 1+2 | Note | Frequency (MHz) | Level (dBμV/m) | Over Limit (dB) | Limit Line (dBμV/m) | Read Level (dBμV) | Antenna Factor (dB/m) | Cable Loss (dB) | Preamp Factor (dB) | Ant Pos (cm) | Table Pos (deg) | Peak Avg. (P/A) | Pol. (H/V) |
|--------------------------------------|---|-------------------|------------------|-------------------|-----------------------|---------------------|-------------------------|-------------------|----------------------|----------------|-------------------|-------------------|--------------|
| 802.11n HT20 CH 165 5825MHz | * | 5825 | 102.5 | - | - | 97.12 | 32.28 | 8 | 34.9 | 100 | 33 | P | H |
| | * | 5825 | 96.63 | - | - | 91.25 | 32.28 | 8 | 34.9 | 100 | 33 | A | H |
| | | 5852.2 | 63.71 | -53.47 | 117.18 | 58.27 | 32.34 | 8 | 34.9 | 100 | 33 | P | H |
| | | 5857.6 | 60.3 | -49.77 | 110.07 | 54.73 | 32.4 | 8.07 | 34.9 | 100 | 33 | P | H |
| | | 5877.2 | 49.41 | -54.16 | 103.57 | 43.81 | 32.43 | 8.07 | 34.9 | 100 | 33 | P | H |
| | | 5938.8 | 44.68 | -23.52 | 68.2 | 38.82 | 32.56 | 8.2 | 34.9 | 100 | 33 | P | H |
| | * | 5825 | 109.41 | - | - | 104.03 | 32.28 | 8 | 34.9 | 247 | 28 | P | V |
| | * | 5825 | 101.85 | - | - | 96.47 | 32.28 | 8 | 34.9 | 247 | 28 | A | V |
| | | 5850.2 | 70.41 | -51.33 | 121.74 | 64.97 | 32.34 | 8 | 34.9 | 247 | 28 | P | V |
| | | 5855.2 | 66.73 | -44.01 | 110.74 | 61.23 | 32.4 | 8 | 34.9 | 247 | 28 | P | V |
| | | 5879.4 | 55.66 | -46.27 | 101.93 | 50.06 | 32.43 | 8.07 | 34.9 | 247 | 28 | P | V |
| | | 5938.4 | 44.74 | -23.46 | 68.2 | 38.91 | 32.53 | 8.2 | 34.9 | 247 | 28 | P | V |
| Remark | 1. No other spurious found. 2. All results are PASS against Peak and Average limit line. | | | | | | | | | | | | |



Band 4 5725~5850MHz
WIFI 802.11n HT20 (Harmonic @ 3m)

| WIFI Ant. 1+2 | Note | Frequency (MHz) | Level (dBμV/m) | Over Limit (dB) | Limit Line (dBμV/m) | Read Level (dBμV) | Antenna Factor (dB/m) | Cable Loss (dB) | Preamp Factor (dB) | Ant Pos (cm) | Table Pos (deg) | Peak Avg. (P/A) | Pol. (H/V) |
|-----------------------------|---|-------------------|------------------|-------------------|-----------------------|---------------------|-------------------------|-------------------|----------------------|----------------|-------------------|-------------------|--------------|
| 802.11n HT20 | | 11490 | 47.1 | -26.9 | 74 | 50.22 | 41.18 | 13.46 | 57.76 | 165 | 110 | P | H |
| | | 17235 | 47.87 | -20.33 | 68.2 | 47.97 | 42.4 | 15.47 | 57.97 | 170 | 155 | P | H |
| CH 149 5745MHz | | 11490 | 47.34 | -26.66 | 74 | 50.46 | 41.18 | 13.46 | 57.76 | 165 | 110 | P | V |
| | | 17235 | 47.84 | -20.36 | 68.2 | 47.94 | 42.4 | 15.47 | 57.97 | 170 | 155 | P | V |
| 802.11n HT20 CH 157 5785MHz | | 11570 | 47.72 | -26.28 | 74 | 50.94 | 40.98 | 13.47 | 57.67 | 175 | 198 | P | H |
| | | 17355 | 47.94 | -20.26 | 68.2 | 47.15 | 43.1 | 15.49 | 57.8 | 189 | 185 | P | H |
| | | 11570 | 47.84 | -26.16 | 74 | 51.06 | 40.98 | 13.47 | 57.67 | 175 | 198 | P | V |
| | | 17355 | 47.2 | -21 | 68.2 | 46.41 | 43.1 | 15.49 | 57.8 | 189 | 185 | P | V |
| 802.11n HT20 CH 165 5825MHz | | 11650 | 46.07 | -27.93 | 74 | 49.42 | 40.76 | 13.48 | 57.59 | 156 | 347 | P | H |
| | | 17475 | 46.71 | -21.49 | 68.2 | 45.05 | 43.8 | 15.5 | 57.64 | 150 | 360 | P | H |
| | | 11650 | 47.69 | -26.31 | 74 | 51.04 | 40.76 | 13.48 | 57.59 | 156 | 347 | P | V |
| | | 17475 | 47.51 | -20.69 | 68.2 | 45.85 | 43.8 | 15.5 | 57.64 | 150 | 360 | P | V |
| Remark | 1. No other spurious found. 2. All results are PASS against Peak and Average limit line. | | | | | | | | | | | | |



Band 4 5725~5850MHz

WIFI 802.11n HT40 (Band Edge @ 3m)

| WIFI Ant. 1+2 | Note | Frequency (MHz) | Level (dBμV/m) | Over Limit (dB) | Limit Line (dBμV/m) | Read Level (dBμV) | Antenna Factor (dB/m) | Cable Loss (dB) | Preamp Factor (dB) | Ant Pos (cm) | Table Pos (deg) | Peak Avg. (P/A) | Pol. (H/V) |
|-----------------------------|------|-------------------|------------------|-------------------|-----------------------|---------------------|-------------------------|-------------------|----------------------|----------------|-------------------|-------------------|--------------|
| 802.11n HT40 CH 151 5755MHz | | 5624.6 | 51.3 | -16.9 | 68.2 | 46.83 | 31.59 | 7.78 | 34.9 | 183 | 33 | P | H |
| | | 5695.8 | 64.16 | -37.94 | 102.1 | 59.46 | 31.78 | 7.82 | 34.9 | 183 | 33 | P | H |
| | | 5718.6 | 76.14 | -34.27 | 110.41 | 71.28 | 31.91 | 7.85 | 34.9 | 183 | 33 | P | H |
| | | 5724.2 | 77.62 | -42.76 | 120.38 | 72.76 | 31.91 | 7.85 | 34.9 | 183 | 33 | P | H |
| | * | 5755 | 101.24 | - | - | 96.22 | 32.03 | 7.89 | 34.9 | 183 | 33 | P | H |
| | | 5755 | 94.76 | - | - | 89.74 | 32.03 | 7.89 | 34.9 | 183 | 33 | A | H |
| | | 5852.2 | 43.52 | -73.66 | 117.18 | 38.08 | 32.34 | 8 | 34.9 | 183 | 33 | P | H |
| | | 5856.4 | 44.73 | -65.68 | 110.41 | 39.16 | 32.4 | 8.07 | 34.9 | 183 | 33 | P | H |
| | | 5919 | 45.6 | -27.02 | 72.62 | 39.87 | 32.5 | 8.13 | 34.9 | 183 | 33 | P | H |
| | | 5937.8 | 45.01 | -23.19 | 68.2 | 39.18 | 32.53 | 8.2 | 34.9 | 183 | 33 | P | H |
| | | 5650 | 52.07 | -16.13 | 68.2 | 47.53 | 31.66 | 7.78 | 34.9 | 240 | 28 | P | V |
| | | 5699.2 | 65.86 | -38.75 | 104.61 | 61.16 | 31.78 | 7.82 | 34.9 | 240 | 28 | P | V |
| | | 5714.8 | 78.8 | -30.55 | 109.35 | 74 | 31.85 | 7.85 | 34.9 | 240 | 28 | P | V |
| | | 5724.4 | 81.13 | -39.7 | 120.83 | 76.27 | 31.91 | 7.85 | 34.9 | 240 | 28 | P | V |
| | * | 5755 | 106.44 | - | - | 101.42 | 32.03 | 7.89 | 34.9 | 240 | 28 | P | V |
| | | 5755 | 98.95 | - | - | 93.93 | 32.03 | 7.89 | 34.9 | 240 | 28 | A | V |
| | | 5854.6 | 54.09 | -57.62 | 111.71 | 48.59 | 32.4 | 8 | 34.9 | 240 | 28 | P | V |
| | | 5859.6 | 54.16 | -55.35 | 109.51 | 48.59 | 32.4 | 8.07 | 34.9 | 240 | 28 | P | V |
| | | 5882 | 48.3 | -51.7 | 100 | 42.7 | 32.43 | 8.07 | 34.9 | 240 | 28 | P | V |
| | | 5943 | 45.05 | -23.15 | 68.2 | 39.19 | 32.56 | 8.2 | 34.9 | 240 | 28 | P | V |



| WIFI Ant. 1+2 | Note | Frequency (MHz) | Level (dBμV/m) | Over Limit (dB) | Limit Line (dBμV/m) | Read Level (dBμV) | Antenna Factor (dB/m) | Cable Loss (dB) | Preamp Factor (dB) | Ant Pos (cm) | Table Pos (deg) | Peak Avg. (P/A) | Pol. (H/V) |
|-----------------------------|---|-------------------|------------------|-------------------|-----------------------|---------------------|-------------------------|-------------------|----------------------|----------------|-------------------|-------------------|--------------|
| 802.11n HT40 CH 159 5795MHz | | 5639.4 | 45.61 | -22.59 | 68.2 | 41.13 | 31.6 | 7.78 | 34.9 | 166 | 33 | P | H |
| | | 5695.8 | 58.48 | -43.62 | 102.1 | 53.78 | 31.78 | 7.82 | 34.9 | 166 | 33 | P | H |
| | | 5716.4 | 59.59 | -50.2 | 109.79 | 54.79 | 31.85 | 7.85 | 34.9 | 166 | 33 | P | H |
| | | 5720.2 | 61.52 | -49.74 | 111.26 | 56.66 | 31.91 | 7.85 | 34.9 | 166 | 33 | P | H |
| | * | 5795 | 100.89 | - | - | 95.71 | 32.15 | 7.93 | 34.9 | 166 | 33 | P | H |
| | | 5795 | 93.76 | - | - | 88.58 | 32.15 | 7.93 | 34.9 | 166 | 33 | A | H |
| | | 5855 | 54.5 | -56.3 | 110.8 | 49 | 32.4 | 8 | 34.9 | 166 | 33 | P | H |
| | | 5855.6 | 56.47 | -54.16 | 110.63 | 50.9 | 32.4 | 8.07 | 34.9 | 166 | 33 | P | H |
| | | 5894.4 | 50.4 | -40.41 | 90.81 | 44.76 | 32.47 | 8.07 | 34.9 | 166 | 33 | P | H |
| | | 5925.2 | 45.46 | -22.74 | 68.2 | 39.7 | 32.53 | 8.13 | 34.9 | 166 | 33 | P | H |
| | | 5623.2 | 44.48 | -23.72 | 68.2 | 40.01 | 31.59 | 7.78 | 34.9 | 198 | 28 | P | V |
| | | 5694.8 | 55.6 | -45.77 | 101.37 | 50.9 | 31.78 | 7.82 | 34.9 | 198 | 28 | P | V |
| | | 5717.8 | 61.2 | -48.98 | 110.18 | 56.34 | 31.91 | 7.85 | 34.9 | 198 | 28 | P | V |
| | | 5724.4 | 60.76 | -60.07 | 120.83 | 55.9 | 31.91 | 7.85 | 34.9 | 198 | 28 | P | V |
| | * | 5795 | 105.71 | - | - | 100.53 | 32.15 | 7.93 | 34.9 | 198 | 28 | P | V |
| | | 5795 | 98.3 | - | - | 93.12 | 32.15 | 7.93 | 34.9 | 198 | 28 | A | V |
| | | 5850.8 | 65.97 | -54.41 | 120.38 | 60.53 | 32.34 | 8 | 34.9 | 198 | 28 | P | V |
| | | 5855 | 64.74 | -46.06 | 110.8 | 59.24 | 32.4 | 8 | 34.9 | 198 | 28 | P | V |
| | 5875.8 | 59.79 | -44.82 | 104.61 | 54.19 | 32.43 | 8.07 | 34.9 | 198 | 28 | P | V | |
| | 5929.6 | 46.04 | -22.16 | 68.2 | 40.28 | 32.53 | 8.13 | 34.9 | 198 | 28 | P | V | |
| Remark | 1. No other spurious found. 2. All results are PASS against Peak and Average limit line. | | | | | | | | | | | | |



Band 4 5725~5850MHz
WIFI 802.11n HT40 (Harmonic @ 3m)

| WIFI Ant. 1+2 | Note | Frequency (MHz) | Level (dBμV/m) | Over Limit (dB) | Limit Line (dBμV/m) | Read Level (dBμV) | Antenna Factor (dB/m) | Cable Loss (dB) | Preamp Factor (dB) | Ant Pos (cm) | Table Pos (deg) | Peak Avg. (P/A) | Pol. (H/V) |
|-----------------------------|---|-------------------|------------------|-------------------|-----------------------|---------------------|-------------------------|-------------------|----------------------|----------------|-------------------|-------------------|--------------|
| 802.11n HT40 | | 11510 | 47.58 | -26.42 | 74 | 50.66 | 41.2 | 13.46 | 57.74 | 160 | 360 | P | H |
| | | 17265 | 47.11 | -21.09 | 68.2 | 46.96 | 42.6 | 15.47 | 57.92 | 170 | 360 | P | H |
| CH 151 5755MHz | | 11510 | 47.87 | -26.13 | 74 | 50.95 | 41.2 | 13.46 | 57.74 | 160 | 360 | P | V |
| | | 17265 | 47.85 | -20.35 | 68.2 | 47.7 | 42.6 | 15.47 | 57.92 | 170 | 360 | P | V |
| 802.11n HT40 CH 159 5795MHz | | 11590 | 46.32 | -27.68 | 74 | 49.57 | 40.92 | 13.48 | 57.65 | 170 | 300 | P | H |
| | | 17385 | 47.74 | -20.46 | 68.2 | 46.7 | 43.3 | 15.49 | 57.75 | 150 | 200 | P | H |
| | | 11590 | 47.33 | -26.67 | 74 | 50.58 | 40.92 | 13.48 | 57.65 | 170 | 300 | P | V |
| | | 17385 | 47.28 | -20.92 | 68.2 | 46.24 | 43.3 | 15.49 | 57.75 | 150 | 200 | P | V |
| Remark | 1. No other spurious found. 2. All results are PASS against Peak and Average limit line. | | | | | | | | | | | | |



Band 4 5725~5850MHz
WIFI 802.11ac VHT80 (Band Edge @ 3m)

| WIFI Ant. 1+2 | Note | Frequency (MHz) | Level (dBμV/m) | Over Limit (dB) | Limit Line (dBμV/m) | Read Level (dBμV) | Antenna Factor (dB/m) | Cable Loss (dB) | Preamp Factor (dB) | Ant Pos (cm) | Table Pos (deg) | Peak Avg. (P/A) | Pol. (H/V) |
|-------------------------------|------|-------------------|------------------|-------------------|-----------------------|---------------------|-------------------------|-------------------|----------------------|----------------|-------------------|-------------------|--------------|
| 802.11ac VHT80 CH 155 5775MHz | | 5647.6 | 57.05 | -11.15 | 68.2 | 52.57 | 31.6 | 7.78 | 34.9 | 234 | 56 | P | H |
| | | 5695.6 | 71.9 | -30.06 | 101.96 | 67.2 | 31.78 | 7.82 | 34.9 | 234 | 56 | P | H |
| | | 5714.8 | 73.46 | -35.89 | 109.35 | 68.66 | 31.85 | 7.85 | 34.9 | 234 | 56 | P | H |
| | | 5724 | 73.03 | -46.89 | 119.92 | 68.17 | 31.91 | 7.85 | 34.9 | 234 | 56 | P | H |
| | | 5775 | 100.44 | - | - | 95.36 | 32.09 | 7.89 | 34.9 | 234 | 56 | P | H |
| | | 5775 | 93.39 | - | - | 88.31 | 32.09 | 7.89 | 34.9 | 234 | 56 | A | H |
| | | 5851.4 | 66.49 | -52.52 | 119.01 | 61.05 | 32.34 | 8 | 34.9 | 234 | 56 | P | H |
| | | 5859.2 | 66.63 | -42.99 | 109.62 | 61.06 | 32.4 | 8.07 | 34.9 | 234 | 56 | P | H |
| | | 5876.8 | 60 | -43.86 | 103.86 | 54.4 | 32.43 | 8.07 | 34.9 | 234 | 56 | P | H |
| | | 5925.2 | 47.94 | -20.26 | 68.2 | 42.18 | 32.53 | 8.13 | 34.9 | 234 | 56 | P | H |
| | | 5647.2 | 56.27 | -11.93 | 68.2 | 51.79 | 31.6 | 7.78 | 34.9 | 236 | 23 | P | V |
| | | 5697.6 | 70.28 | -33.15 | 103.43 | 65.58 | 31.78 | 7.82 | 34.9 | 236 | 23 | P | V |
| | | 5714.2 | 73.9 | -35.28 | 109.18 | 69.1 | 31.85 | 7.85 | 34.9 | 236 | 23 | P | V |
| | | 5723.6 | 75.14 | -43.87 | 119.01 | 70.28 | 31.91 | 7.85 | 34.9 | 236 | 23 | P | V |
| | | 5775 | 101.55 | - | - | 96.47 | 32.09 | 7.89 | 34.9 | 236 | 23 | P | V |
| | | 5775 | 93.56 | - | - | 88.48 | 32.09 | 7.89 | 34.9 | 236 | 23 | A | V |
| | | 5853.8 | 72.77 | -40.77 | 113.54 | 67.27 | 32.4 | 8 | 34.9 | 236 | 23 | P | V |
| | | 5865.6 | 69.75 | -38.08 | 107.83 | 64.18 | 32.4 | 8.07 | 34.9 | 236 | 23 | P | V |
| | | 5878 | 63.37 | -39.6 | 102.97 | 57.77 | 32.43 | 8.07 | 34.9 | 236 | 23 | P | V |
| | | 5926 | 51.17 | -17.03 | 68.2 | 45.41 | 32.53 | 8.13 | 34.9 | 236 | 23 | P | V |

Remark
 1. No other spurious found.
 2. All results are PASS against Peak and Average limit line.



Band 4 5725~5850MHz

WIFI 802.11ac VHT80 (Harmonic @ 3m)

| WIFI Ant. 1+2 | Note | Frequency (MHz) | Level (dBμV/m) | Over Limit (dB) | Limit Line (dBμV/m) | Read Level (dBμV) | Antenna Factor (dB/m) | Cable Loss (dB) | Preamp Factor (dB) | Ant Pos (cm) | Table Pos (deg) | Peak Avg. (P/A) | Pol. (H/V) |
|---------------|---|-------------------|------------------|-------------------|-----------------------|---------------------|-------------------------|-------------------|----------------------|----------------|-------------------|-----------------|------------|
| 802.11ac | | 11550 | 47.19 | -26.81 | 74 | 50.37 | 41.03 | 13.47 | 57.68 | 160 | 360 | P | H |
| VHT80 | | 17325 | 47.98 | -20.22 | 68.2 | 47.44 | 42.9 | 15.49 | 57.85 | 170 | 360 | P | H |
| CH 155 | | 11550 | 47.04 | -26.96 | 74 | 50.22 | 41.03 | 13.47 | 57.68 | 160 | 360 | P | V |
| 5775MHz | | 17325 | 47.68 | -20.52 | 68.2 | 47.14 | 42.9 | 15.49 | 57.85 | 170 | 360 | P | V |
| Remark | 1. No other spurious found. 2. All results are PASS against Peak and Average limit line. | | | | | | | | | | | | |



Band 4 5725~5850MHz
WIFI 802.11ax HE20 (Band Edge @ 3m)

Table with 14 columns: WIFI Ant. 1+2, Note, Frequency (MHz), Level (dBµV/m), Over Limit (dB), Limit Line (dBµV/m), Read Level (dBµV), Antenna Factor (dB/m), Cable Loss (dB), Preamp Factor (dB), Ant Pos (cm), Table Pos (deg), Peak Avg. (P/A), Pol. (H/V). Rows include frequencies from 5617.2 to 5745 MHz.



| WIFI Ant. 1+2 | Note | Frequency (MHz) | Level (dBμV/m) | Over Limit (dB) | Limit Line (dBμV/m) | Read Level (dBμV) | Antenna Factor (dB/m) | Cable Loss (dB) | Preamp Factor (dB) | Ant Pos (cm) | Table Pos (deg) | Peak Avg. (P/A) | Pol. (H/V) |
|---------------------------------------|--------|-------------------|------------------|-------------------|-----------------------|---------------------|-------------------------|-------------------|----------------------|----------------|-------------------|-------------------|--------------|
| 802.11ax HE20 CH 157 5785MHz | | 5607.8 | 44.22 | -23.98 | 68.2 | 39.8 | 31.58 | 7.74 | 34.9 | 229 | 47 | P | H |
| | | 5697.6 | 44.4 | -59.03 | 103.43 | 39.7 | 31.78 | 7.82 | 34.9 | 229 | 47 | P | H |
| | | 5719.8 | 49.52 | -61.22 | 110.74 | 44.66 | 31.91 | 7.85 | 34.9 | 229 | 47 | P | H |
| | | 5724.6 | 48.59 | -72.7 | 121.29 | 43.73 | 31.91 | 7.85 | 34.9 | 229 | 47 | P | H |
| | | 5785 | 107.9 | - | - | 102.78 | 32.09 | 7.93 | 34.9 | 229 | 47 | P | H |
| | | 5785 | 98.88 | - | - | 93.76 | 32.09 | 7.93 | 34.9 | 229 | 47 | A | H |
| | | 5853.2 | 47.22 | -67.68 | 114.9 | 41.78 | 32.34 | 8 | 34.9 | 229 | 47 | P | H |
| | | 5855.8 | 47.52 | -63.06 | 110.58 | 41.95 | 32.4 | 8.07 | 34.9 | 229 | 47 | P | H |
| | | 5880 | 44.15 | -57.34 | 101.49 | 38.55 | 32.43 | 8.07 | 34.9 | 229 | 47 | P | H |
| | | 5928.6 | 44.61 | -23.59 | 68.2 | 38.85 | 32.53 | 8.13 | 34.9 | 229 | 47 | P | H |
| | | 5629.4 | 45 | -23.2 | 68.2 | 40.53 | 31.59 | 7.78 | 34.9 | 242 | 13 | P | V |
| | | 5652.4 | 45.22 | -24.76 | 69.98 | 40.68 | 31.66 | 7.78 | 34.9 | 242 | 13 | P | V |
| | | 5714.4 | 47.5 | -61.73 | 109.23 | 42.7 | 31.85 | 7.85 | 34.9 | 242 | 13 | P | V |
| | | 5724.6 | 49.95 | -71.34 | 121.29 | 45.09 | 31.91 | 7.85 | 34.9 | 242 | 13 | P | V |
| | | 5785 | 107.36 | - | - | 102.24 | 32.09 | 7.93 | 34.9 | 242 | 13 | P | V |
| | | 5785 | 98.66 | - | - | 93.54 | 32.09 | 7.93 | 34.9 | 242 | 13 | A | V |
| | | 5852.2 | 47.14 | -70.04 | 117.18 | 41.7 | 32.34 | 8 | 34.9 | 242 | 13 | P | V |
| | | 5863.8 | 48.01 | -60.32 | 108.33 | 42.44 | 32.4 | 8.07 | 34.9 | 242 | 13 | P | V |
| | 5875.4 | 46.5 | -58.4 | 104.9 | 40.9 | 32.43 | 8.07 | 34.9 | 242 | 13 | P | V | |
| | 5930.8 | 45.34 | -22.86 | 68.2 | 39.58 | 32.53 | 8.13 | 34.9 | 242 | 13 | P | V | |



| WIFI Ant. 1+2 | Note | Frequency (MHz) | Level (dBμV/m) | Over Limit (dB) | Limit Line (dBμV/m) | Read Level (dBμV) | Antenna Factor (dB/m) | Cable Loss (dB) | Preamp Factor (dB) | Ant Pos (cm) | Table Pos (deg) | Peak Avg. (P/A) | Pol. (H/V) |
|---------------------------------------|---|-------------------|------------------|-------------------|-----------------------|---------------------|-------------------------|-------------------|----------------------|----------------|-------------------|-------------------|--------------|
| 802.11ax HE20 CH 165 5825MHz | | 5825 | 105.15 | - | - | 99.77 | 32.28 | 8 | 34.9 | 179 | 40 | P | H |
| | | 5825 | 96.24 | - | - | 90.86 | 32.28 | 8 | 34.9 | 179 | 40 | A | H |
| | | 5850 | 68.87 | -53.33 | 122.2 | 63.43 | 32.34 | 8 | 34.9 | 179 | 40 | P | H |
| | | 5856.4 | 66.49 | -43.92 | 110.41 | 60.92 | 32.4 | 8.07 | 34.9 | 179 | 40 | P | H |
| | | 5875.2 | 51.69 | -53.36 | 105.05 | 46.09 | 32.43 | 8.07 | 34.9 | 179 | 40 | P | H |
| | | 5929.6 | 44.89 | -23.31 | 68.2 | 39.13 | 32.53 | 8.13 | 34.9 | 179 | 40 | P | H |
| | | 5825 | 107.23 | - | - | 101.85 | 32.28 | 8 | 34.9 | 211 | 28 | P | V |
| | | 5825 | 97.92 | - | - | 92.54 | 32.28 | 8 | 34.9 | 211 | 28 | A | V |
| | | 5851.4 | 71.16 | -47.85 | 119.01 | 65.72 | 32.34 | 8 | 34.9 | 211 | 28 | P | V |
| | | 5857.8 | 64.27 | -45.74 | 110.01 | 58.7 | 32.4 | 8.07 | 34.9 | 211 | 28 | P | V |
| | | 5882.4 | 53.34 | -46.36 | 99.7 | 47.74 | 32.43 | 8.07 | 34.9 | 211 | 28 | P | V |
| | 5941.4 | 45.69 | -22.51 | 68.2 | 39.83 | 32.56 | 8.2 | 34.9 | 211 | 28 | P | V | |
| Remark | 1. No other spurious found. 2. All results are PASS against Peak and Average limit line. | | | | | | | | | | | | |



Band 4 5725~5850MHz

WIFI 802.11ax HE20 (Harmonic @ 3m)

| WIFI Ant. 1+2 | Note | Frequency (MHz) | Level (dBμV/m) | Over Limit (dB) | Limit Line (dBμV/m) | Read Level (dBμV) | Antenna Factor (dB/m) | Cable Loss (dB) | Preamp Factor (dB) | Ant Pos (cm) | Table Pos (deg) | Peak Avg. (P/A) | Pol. (H/V) |
|---------------|---|-------------------|------------------|-------------------|-----------------------|---------------------|-------------------------|-------------------|----------------------|----------------|-------------------|-------------------|--------------|
| 802.11ax | | 11490 | 47.09 | -26.91 | 74 | 50.21 | 41.18 | 13.46 | 57.76 | 165 | 110 | P | H |
| HE20 | | 17235 | 47.76 | -20.44 | 68.2 | 47.86 | 42.4 | 15.47 | 57.97 | 170 | 155 | P | H |
| CH 149 | | 11490 | 47.52 | -26.48 | 74 | 50.64 | 41.18 | 13.46 | 57.76 | 165 | 110 | P | V |
| 5745MHz | | 17235 | 47.23 | -20.97 | 68.2 | 47.33 | 42.4 | 15.47 | 57.97 | 170 | 155 | P | V |
| 802.11ax | | 11570 | 47.01 | -26.99 | 74 | 50.23 | 40.98 | 13.47 | 57.67 | 175 | 198 | P | H |
| HE20 | | 17355 | 47.39 | -20.81 | 68.2 | 46.6 | 43.1 | 15.49 | 57.8 | 189 | 185 | P | H |
| CH 157 | | 11570 | 47.22 | -26.78 | 74 | 50.44 | 40.98 | 13.47 | 57.67 | 175 | 198 | P | V |
| 5785MHz | | 17355 | 47.37 | -20.83 | 68.2 | 46.58 | 43.1 | 15.49 | 57.8 | 189 | 185 | P | V |
| 802.11ax | | 11650 | 47.02 | -26.98 | 74 | 50.37 | 40.76 | 13.48 | 57.59 | 156 | 347 | P | H |
| HE20 | | 17475 | 47.91 | -20.29 | 68.2 | 46.25 | 43.8 | 15.5 | 57.64 | 150 | 360 | P | H |
| CH 165 | | 11650 | 47.07 | -26.93 | 74 | 50.42 | 40.76 | 13.48 | 57.59 | 156 | 347 | P | V |
| 5825MHz | | 17475 | 47.88 | -20.32 | 68.2 | 46.22 | 43.8 | 15.5 | 57.64 | 150 | 360 | P | V |
| Remark | 1. No other spurious found. 2. All results are PASS against Peak and Average limit line. | | | | | | | | | | | | |



Band 4 5725~5850MHz

WIFI 802.11ac HE20 Partial RU (Band Edge @ 3m)

| WIFI Ant. 1+2 | Note | Frequency (MHz) | Level (dBμV/m) | Over Limit (dB) | Limit Line (dBμV/m) | Read Level (dBμV) | Antenna Factor (dB/m) | Cable Loss (dB) | Preamp Factor (dB) | Ant Pos (cm) | Table Pos (deg) | Peak Avg. (P/A) | Pol. (H/V) |
|---------------------------------------|------|-------------------|------------------|-------------------|-----------------------|---------------------|-------------------------|-------------------|----------------------|----------------|-------------------|-------------------|--------------|
| 802.11ax HE20 CH 149 5745MHz | | 5633.4 | 46.38 | -21.82 | 68.2 | 41.9 | 31.6 | 7.78 | 34.9 | 227 | 55 | P | H |
| | | 5662.8 | 46.76 | -30.94 | 77.7 | 42.18 | 31.66 | 7.82 | 34.9 | 227 | 55 | P | H |
| | | 5720 | 54.51 | -56.29 | 110.8 | 49.65 | 31.91 | 7.85 | 34.9 | 227 | 55 | P | H |
| | | 5721.2 | 56.65 | -56.89 | 113.54 | 51.79 | 31.91 | 7.85 | 34.9 | 227 | 55 | P | H |
| | | 5745 | 103.74 | - | - | 98.78 | 31.97 | 7.89 | 34.9 | 227 | 55 | P | H |
| | | 5745 | 97.46 | - | - | 92.5 | 31.97 | 7.89 | 34.9 | 227 | 55 | A | H |
| | | 5620.8 | 45.23 | -22.97 | 68.2 | 40.8 | 31.59 | 7.74 | 34.9 | 113 | 360 | P | V |
| | | 5676.4 | 45.44 | -42.34 | 87.78 | 40.8 | 31.72 | 7.82 | 34.9 | 113 | 360 | P | V |
| | | 5716.4 | 46.33 | -63.46 | 109.79 | 41.53 | 31.85 | 7.85 | 34.9 | 113 | 360 | P | V |
| | | 5720.4 | 44.94 | -66.77 | 111.71 | 40.08 | 31.91 | 7.85 | 34.9 | 113 | 360 | P | V |
| | 5745 | 103.8 | - | - | 98.84 | 31.97 | 7.89 | 34.9 | 113 | 360 | P | V | |
| | 5745 | 97.76 | - | - | 92.8 | 31.97 | 7.89 | 34.9 | 113 | 360 | A | V | |



| WIFI Ant. 1+2 | Note | Frequency (MHz) | Level (dBμV/m) | Over Limit (dB) | Limit Line (dBμV/m) | Read Level (dBμV) | Antenna Factor (dB/m) | Cable Loss (dB) | Preamp Factor (dB) | Ant Pos (cm) | Table Pos (deg) | Peak Avg. (P/A) | Pol. (H/V) |
|---------------------------------------|---|-------------------|------------------|-------------------|-----------------------|---------------------|-------------------------|-------------------|----------------------|----------------|-------------------|-------------------|--------------|
| 802.11ax HE20 CH 165 5825MHz | | 5825 | 102.95 | - | - | 97.57 | 32.28 | 8 | 34.9 | 223 | 48 | P | H |
| | | 5825 | 97.27 | - | - | 91.89 | 32.28 | 8 | 34.9 | 223 | 48 | A | H |
| | | 5851 | 46.46 | -73.46 | 119.92 | 41.02 | 32.34 | 8 | 34.9 | 223 | 48 | P | H |
| | | 5871 | 46.73 | -59.59 | 106.32 | 41.13 | 32.43 | 8.07 | 34.9 | 223 | 48 | P | H |
| | | 5909 | 46.66 | -33.35 | 80.01 | 40.93 | 32.5 | 8.13 | 34.9 | 223 | 48 | P | H |
| | | 5938.8 | 45.52 | -22.68 | 68.2 | 39.66 | 32.56 | 8.2 | 34.9 | 223 | 48 | P | H |
| | | 5825 | 103.82 | - | - | 98.44 | 32.28 | 8 | 34.9 | 114 | 360 | P | V |
| | | 5825 | 97.77 | - | - | 92.39 | 32.28 | 8 | 34.9 | 114 | 360 | A | V |
| | | 5850.6 | 49.73 | -71.1 | 120.83 | 44.29 | 32.34 | 8 | 34.9 | 114 | 360 | P | V |
| | | 5868 | 45.27 | -61.89 | 107.16 | 39.7 | 32.4 | 8.07 | 34.9 | 114 | 360 | P | V |
| | | 5895.4 | 45.72 | -44.35 | 90.07 | 40.02 | 32.47 | 8.13 | 34.9 | 114 | 360 | P | V |
| | 5936.2 | 45.86 | -22.34 | 68.2 | 40.03 | 32.53 | 8.2 | 34.9 | 114 | 360 | P | V | |
| Remark | 3. No other spurious found. 4. All results are PASS against Peak and Average limit line. | | | | | | | | | | | | |



Band 4 5725~5850MHz

WIFI 802.11ax HE20 Partial RU (Harmonic @ 3m)

| WIFI Ant. 1+2 | Note | Frequency (MHz) | Level (dBμV/m) | Over Limit (dB) | Limit Line (dBμV/m) | Read Level (dBμV) | Antenna Factor (dB/m) | Cable Loss (dB) | Preamp Factor (dB) | Ant Pos (cm) | Table Pos (deg) | Peak Avg. (P/A) | Pol. (H/V) |
|----------------|--|-------------------|------------------|-------------------|-----------------------|---------------------|-------------------------|-------------------|----------------------|----------------|-------------------|-------------------|--------------|
| 802.11ax HE20 | | 11490 | 47.06 | -26.94 | 74 | 50.18 | 41.18 | 13.46 | 57.76 | 160 | 360 | P | H |
| | | 17235 | 47.61 | -20.59 | 68.2 | 47.71 | 42.4 | 15.47 | 57.97 | 170 | 360 | P | H |
| CH 149 5745MHz | | 11490 | 47.07 | -26.93 | 74 | 50.19 | 41.18 | 13.46 | 57.76 | 160 | 360 | P | V |
| | | 17235 | 47.16 | -21.04 | 68.2 | 47.26 | 42.4 | 15.47 | 57.97 | 170 | 360 | P | V |
| 802.11ax HE20 | | 11650 | 47.83 | -26.17 | 74 | 51.18 | 40.76 | 13.48 | 57.59 | 156 | 347 | P | H |
| | | 17475 | 47.75 | -20.45 | 68.2 | 46.09 | 43.8 | 15.5 | 57.64 | 150 | 360 | P | H |
| CH 165 5825MHz | | 11650 | 47.2 | -26.8 | 74 | 50.55 | 40.76 | 13.48 | 57.59 | 156 | 347 | P | V |
| | | 17475 | 47.14 | -21.06 | 68.2 | 45.48 | 43.8 | 15.5 | 57.64 | 150 | 360 | P | V |
| Remark | 3. No other spurious found. | | | | | | | | | | | | |
| | 4. All results are PASS against Peak and Average limit line. | | | | | | | | | | | | |



Band 4 5725~5850MHz
WIFI 802.11ax HE40 (Band Edge @ 3m)

Table with 14 columns: WIFI Ant. 1+2, Note, Frequency (MHz), Level (dBµV/m), Over Limit (dB), Limit Line (dBµV/m), Read Level (dBµV), Antenna Factor (dB/m), Cable Loss (dB), Preamp Factor (dB), Ant Pos (cm), Table Pos (deg), Peak Avg. (P/A), Pol. (H/V). Rows include frequency measurements from 5647.8 to 5928.2 MHz.



| WIFI Ant. 1+2 | Note | Frequency (MHz) | Level (dBμV/m) | Over Limit (dB) | Limit Line (dBμV/m) | Read Level (dBμV) | Antenna Factor (dB/m) | Cable Loss (dB) | Preamp Factor (dB) | Ant Pos (cm) | Table Pos (deg) | Peak Avg. (P/A) | Pol. (H/V) |
|---------------------------------------|---|-------------------|------------------|-------------------|-----------------------|---------------------|-------------------------|-------------------|----------------------|----------------|-------------------|-------------------|--------------|
| 802.11ax HE40 CH 159 5795MHz | | 5629.8 | 45.53 | -22.67 | 68.2 | 41.06 | 31.59 | 7.78 | 34.9 | 231 | 41 | P | H |
| | | 5699.8 | 52.51 | -52.54 | 105.05 | 47.78 | 31.78 | 7.85 | 34.9 | 231 | 41 | P | H |
| | | 5717.8 | 64.3 | -45.88 | 110.18 | 59.44 | 31.91 | 7.85 | 34.9 | 231 | 41 | P | H |
| | | 5722 | 61.47 | -53.89 | 115.36 | 56.61 | 31.91 | 7.85 | 34.9 | 231 | 41 | P | H |
| | | 5795 | 103.5 | - | - | 98.32 | 32.15 | 7.93 | 34.9 | 231 | 41 | P | H |
| | | 5795 | 96.71 | - | - | 91.53 | 32.15 | 7.93 | 34.9 | 231 | 41 | A | H |
| | | 5850.2 | 62.48 | -59.26 | 121.74 | 57.04 | 32.34 | 8 | 34.9 | 231 | 41 | P | H |
| | | 5858.8 | 59.4 | -50.33 | 109.73 | 53.83 | 32.4 | 8.07 | 34.9 | 231 | 41 | P | H |
| | | 5875.2 | 55.56 | -49.49 | 105.05 | 49.96 | 32.43 | 8.07 | 34.9 | 231 | 41 | P | H |
| | | 5937 | 46.31 | -21.89 | 68.2 | 40.48 | 32.53 | 8.2 | 34.9 | 231 | 41 | P | H |
| | | 5646.2 | 45.92 | -22.28 | 68.2 | 41.44 | 31.6 | 7.78 | 34.9 | 107 | 17 | P | V |
| | | 5699.2 | 53.24 | -51.37 | 104.61 | 48.54 | 31.78 | 7.82 | 34.9 | 107 | 17 | P | V |
| | | 5719.2 | 63.91 | -46.67 | 110.58 | 59.05 | 31.91 | 7.85 | 34.9 | 107 | 17 | P | V |
| | | 5721.8 | 60.29 | -54.61 | 114.9 | 55.43 | 31.91 | 7.85 | 34.9 | 107 | 17 | P | V |
| | | 5795 | 106.95 | - | - | 101.77 | 32.15 | 7.93 | 34.9 | 107 | 17 | P | V |
| | | 5795 | 99.41 | - | - | 94.23 | 32.15 | 7.93 | 34.9 | 107 | 17 | A | V |
| | | 5852.6 | 69.04 | -47.23 | 116.27 | 63.6 | 32.34 | 8 | 34.9 | 107 | 17 | P | V |
| | | 5855 | 62.22 | -48.58 | 110.8 | 56.72 | 32.4 | 8 | 34.9 | 107 | 17 | P | V |
| | 5876.6 | 58.02 | -45.99 | 104.01 | 52.42 | 32.43 | 8.07 | 34.9 | 107 | 17 | P | V | |
| | 5941.2 | 46.62 | -21.58 | 68.2 | 40.76 | 32.56 | 8.2 | 34.9 | 107 | 17 | P | V | |
| Remark | 1. No other spurious found. 2. All results are PASS against Peak and Average limit line. | | | | | | | | | | | | |



Band 4 5725~5850MHz

WIFI 802.11ax HE40 (Harmonic @ 3m)

| WIFI Ant. 1+2 | Note | Frequency (MHz) | Level (dBμV/m) | Over Limit (dB) | Limit Line (dBμV/m) | Read Level (dBμV) | Antenna Factor (dB/m) | Cable Loss (dB) | Preamp Factor (dB) | Ant Pos (cm) | Table Pos (deg) | Peak Avg. (P/A) | Pol. (H/V) |
|---------------|---|-------------------|------------------|-------------------|-----------------------|---------------------|-------------------------|-------------------|----------------------|----------------|-------------------|-------------------|--------------|
| 802.11ax | | 11510 | 46.32 | -27.68 | 74 | 49.4 | 41.2 | 13.46 | 57.74 | 160 | 360 | P | H |
| HE40 | | 17265 | 47.23 | -20.97 | 68.2 | 47.08 | 42.6 | 15.47 | 57.92 | 170 | 360 | P | H |
| CH 151 | | 11510 | 47.04 | -26.96 | 74 | 50.12 | 41.2 | 13.46 | 57.74 | 160 | 360 | P | V |
| 5755MHz | | 17265 | 47.31 | -20.89 | 68.2 | 47.16 | 42.6 | 15.47 | 57.92 | 170 | 360 | P | V |
| 802.11ax | | 11590 | 47.57 | -26.43 | 74 | 50.82 | 40.92 | 13.48 | 57.65 | 170 | 300 | P | H |
| HE40 | | 17385 | 47.82 | -20.38 | 68.2 | 46.78 | 43.3 | 15.49 | 57.75 | 150 | 200 | P | H |
| CH 159 | | 11590 | 47.52 | -26.48 | 74 | 50.77 | 40.92 | 13.48 | 57.65 | 170 | 300 | P | V |
| 5795MHz | | 17385 | 47.89 | -20.31 | 68.2 | 46.85 | 43.3 | 15.49 | 57.75 | 150 | 200 | P | V |
| Remark | 1. No other spurious found. 2. All results are PASS against Peak and Average limit line. | | | | | | | | | | | | |



Band 4 5725~5850MHz

WIFI 802.11ax HE40 Partial RU (Band Edge @ 3m)

| WIFI Ant. 1+2 | Note | Frequency (MHz) | Level (dBμV/m) | Over Limit (dB) | Limit Line (dBμV/m) | Read Level (dBμV) | Antenna Factor (dB/m) | Cable Loss (dB) | Preamp Factor (dB) | Ant Pos (cm) | Table Pos (deg) | Peak Avg. (P/A) | Pol. (H/V) |
|------------------------------|--------|-------------------|------------------|-------------------|-----------------------|---------------------|-------------------------|-------------------|----------------------|----------------|-------------------|-------------------|--------------|
| 802.11ax HE40 CH 151 5755MHz | | 5600.6 | 46.46 | -21.74 | 68.2 | 42.04 | 31.58 | 7.74 | 34.9 | 229 | 66 | P | H |
| | | 5682 | 45.74 | -46.18 | 91.92 | 41.1 | 31.72 | 7.82 | 34.9 | 229 | 66 | P | H |
| | | 5710.8 | 54.29 | -53.94 | 108.23 | 49.49 | 31.85 | 7.85 | 34.9 | 229 | 66 | P | H |
| | | 5723.8 | 62.3 | -57.16 | 119.46 | 57.44 | 31.91 | 7.85 | 34.9 | 229 | 66 | P | H |
| | | 5755 | 98.03 | - | - | 93.01 | 32.03 | 7.89 | 34.9 | 229 | 66 | P | H |
| | | 5755 | 92.72 | - | - | 87.7 | 32.03 | 7.89 | 34.9 | 229 | 66 | A | H |
| | | 5852.4 | 44.9 | -71.83 | 116.73 | 39.46 | 32.34 | 8 | 34.9 | 229 | 66 | P | H |
| | | 5867 | 45.53 | -61.91 | 107.44 | 39.96 | 32.4 | 8.07 | 34.9 | 229 | 66 | P | H |
| | | 5923 | 45.9 | -23.77 | 69.67 | 40.14 | 32.53 | 8.13 | 34.9 | 229 | 66 | P | H |
| | | 5933.8 | 45.57 | -22.63 | 68.2 | 39.74 | 32.53 | 8.2 | 34.9 | 229 | 66 | P | H |
| | | 5624.8 | 45.6 | -22.6 | 68.2 | 41.13 | 31.59 | 7.78 | 34.9 | 113 | 358 | P | V |
| | | 5700 | 47.22 | -57.98 | 105.2 | 42.49 | 31.78 | 7.85 | 34.9 | 113 | 358 | P | V |
| | | 5711.4 | 54.26 | -54.13 | 108.39 | 49.46 | 31.85 | 7.85 | 34.9 | 113 | 358 | P | V |
| | | 5721.6 | 66.16 | -48.29 | 114.45 | 61.3 | 31.91 | 7.85 | 34.9 | 113 | 358 | P | V |
| | | 5755 | 98.41 | - | - | 93.39 | 32.03 | 7.89 | 34.9 | 113 | 358 | P | V |
| | | 5755 | 90.92 | - | - | 85.9 | 32.03 | 7.89 | 34.9 | 113 | 358 | A | V |
| | | 5852.2 | 45.08 | -72.1 | 117.18 | 39.64 | 32.34 | 8 | 34.9 | 113 | 358 | P | V |
| | | 5856.6 | 45.81 | -64.54 | 110.35 | 40.24 | 32.4 | 8.07 | 34.9 | 113 | 358 | P | V |
| | 5893 | 46.09 | -45.75 | 91.84 | 40.45 | 32.47 | 8.07 | 34.9 | 113 | 358 | P | V | |
| | 5930.2 | 46.16 | -22.04 | 68.2 | 40.4 | 32.53 | 8.13 | 34.9 | 113 | 358 | P | V | |



| WIFI Ant. 1+2 | Note | Frequency (MHz) | Level (dBμV/m) | Over Limit (dB) | Limit Line (dBμV/m) | Read Level (dBμV) | Antenna Factor (dB/m) | Cable Loss (dB) | Preamp Factor (dB) | Ant Pos (cm) | Table Pos (deg) | Peak Avg. (P/A) | Pol. (H/V) |
|---------------------------------------|---|-------------------|------------------|-------------------|-----------------------|---------------------|-------------------------|-------------------|----------------------|----------------|-------------------|-------------------|--------------|
| 802.11ax HE40 CH 159 5795MHz | | 5623.4 | 45.73 | -22.47 | 68.2 | 41.26 | 31.59 | 7.78 | 34.9 | 220 | 61 | P | H |
| | | 5655.8 | 46.32 | -26.19 | 72.51 | 41.78 | 31.66 | 7.78 | 34.9 | 220 | 61 | P | H |
| | | 5706.8 | 46.75 | -60.36 | 107.11 | 41.95 | 31.85 | 7.85 | 34.9 | 220 | 61 | P | H |
| | | 5723 | 44.6 | -73.04 | 117.64 | 39.74 | 31.91 | 7.85 | 34.9 | 220 | 61 | P | H |
| | | 5795 | 97.63 | - | - | 92.45 | 32.15 | 7.93 | 34.9 | 220 | 61 | P | H |
| | | 5795 | 92.18 | - | - | 87 | 32.15 | 7.93 | 34.9 | 220 | 61 | A | H |
| | | 5852.2 | 46.94 | -70.24 | 117.18 | 41.5 | 32.34 | 8 | 34.9 | 220 | 61 | P | H |
| | | 5857.6 | 48.07 | -62 | 110.07 | 42.5 | 32.4 | 8.07 | 34.9 | 220 | 61 | P | H |
| | | 5901.4 | 46.36 | -39.26 | 85.62 | 40.66 | 32.47 | 8.13 | 34.9 | 220 | 61 | P | H |
| | | 5931.4 | 46.69 | -21.51 | 68.2 | 40.93 | 32.53 | 8.13 | 34.9 | 220 | 61 | P | H |
| | | 5608.6 | 45.56 | -22.64 | 68.2 | 41.14 | 31.58 | 7.74 | 34.9 | 110 | 358 | P | V |
| | | 5666 | 47.27 | -32.81 | 80.08 | 42.69 | 31.66 | 7.82 | 34.9 | 110 | 358 | P | V |
| | | 5719.2 | 45.46 | -65.12 | 110.58 | 40.6 | 31.91 | 7.85 | 34.9 | 110 | 358 | P | V |
| | | 5722.2 | 44.33 | -71.49 | 115.82 | 39.47 | 31.91 | 7.85 | 34.9 | 110 | 358 | P | V |
| | | 5795 | 99.82 | - | - | 94.64 | 32.15 | 7.93 | 34.9 | 110 | 358 | P | V |
| | | 5795 | 92.98 | - | - | 87.8 | 32.15 | 7.93 | 34.9 | 110 | 358 | A | V |
| | | 5853.6 | 49.71 | -64.28 | 113.99 | 44.21 | 32.4 | 8 | 34.9 | 110 | 358 | P | V |
| | | 5861 | 50.22 | -58.9 | 109.12 | 44.65 | 32.4 | 8.07 | 34.9 | 110 | 358 | P | V |
| | 5890.8 | 46.62 | -46.85 | 93.47 | 40.98 | 32.47 | 8.07 | 34.9 | 110 | 358 | P | V | |
| | 5948.2 | 47.23 | -20.97 | 68.2 | 41.37 | 32.56 | 8.2 | 34.9 | 110 | 358 | P | V | |
| Remark | 3. No other spurious found. 4. All results are PASS against Peak and Average limit line. | | | | | | | | | | | | |



Band 4 5725~5850MHz

WIFI 802.11ax HE40 Partial RU (Harmonic @ 3m)

| WIFI Ant. 1+2 | Note | Frequency (MHz) | Level (dBμV/m) | Over Limit (dB) | Limit Line (dBμV/m) | Read Level (dBμV) | Antenna Factor (dB/m) | Cable Loss (dB) | Preamp Factor (dB) | Ant Pos (cm) | Table Pos (deg) | Peak Avg. (P/A) | Pol. (H/V) |
|---------------|---|-------------------|------------------|-------------------|-----------------------|---------------------|-------------------------|-------------------|----------------------|----------------|-------------------|-------------------|--------------|
| 802.11ax | | 11510 | 47.95 | -26.05 | 74 | 51.03 | 41.2 | 13.46 | 57.74 | 160 | 360 | P | H |
| HE40 | | 17265 | 47.76 | -20.44 | 68.2 | 47.61 | 42.6 | 15.47 | 57.92 | 170 | 360 | P | H |
| CH 151 | | 11510 | 46.97 | -27.03 | 74 | 50.05 | 41.2 | 13.46 | 57.74 | 160 | 360 | P | V |
| 5755MHz | | 17265 | 47.72 | -20.48 | 68.2 | 47.57 | 42.6 | 15.47 | 57.92 | 170 | 360 | P | V |
| 802.11ax | | 11590 | 46.16 | -27.84 | 74 | 49.41 | 40.92 | 13.48 | 57.65 | 170 | 300 | P | H |
| HE40 | | 17385 | 47.54 | -20.66 | 68.2 | 46.5 | 43.3 | 15.49 | 57.75 | 150 | 200 | P | H |
| CH 159 | | 11590 | 47.35 | -26.65 | 74 | 50.6 | 40.92 | 13.48 | 57.65 | 170 | 300 | P | V |
| 5795MHz | | 17385 | 47.25 | -20.95 | 68.2 | 46.21 | 43.3 | 15.49 | 57.75 | 150 | 200 | P | V |
| Remark | 3. No other spurious found. 4. All results are PASS against Peak and Average limit line. | | | | | | | | | | | | |



Band 4 5725~5850MHz
WIFI 802.11ax HE80 (Band Edge @ 3m)

Table with 14 columns: WIFI Ant. 1+2, Note, Frequency (MHz), Level (dBµV/m), Over Limit (dB), Limit Line (dBµV/m), Read Level (dBµV), Antenna Factor (dB/m), Cable Loss (dB), Preamp Factor (dB), Ant Pos (cm), Table Pos (deg), Peak Avg. (P/A), Pol. (H/V). Rows include frequency measurements from 5648.2 to 5926 MHz.

Remark 3. No other spurious found.
4. All results are PASS against Peak and Average limit line.



Band 4 5725~5850MHz

WIFI 802.11ax HE80 (Harmonic @ 3m)

| WIFI Ant. 1+2 | Note | Frequency (MHz) | Level (dBμV/m) | Over Limit (dB) | Limit Line (dBμV/m) | Read Level (dBμV) | Antenna Factor (dB/m) | Cable Loss (dB) | Preamp Factor (dB) | Ant Pos (cm) | Table Pos (deg) | Peak Avg. (P/A) | Pol. (H/V) |
|---------------|---|-------------------|------------------|-------------------|-----------------------|---------------------|-------------------------|-------------------|----------------------|----------------|-------------------|-----------------|------------|
| 802.11ax | | 11550 | 47.46 | -26.54 | 74 | 50.64 | 41.03 | 13.47 | 57.68 | 160 | 360 | P | H |
| HE80 | | 17325 | 47.64 | -20.56 | 68.2 | 47.1 | 42.9 | 15.49 | 57.85 | 170 | 360 | P | H |
| CH 155 | | 11550 | 47.03 | -26.97 | 74 | 50.21 | 41.03 | 13.47 | 57.68 | 160 | 360 | P | V |
| 5775MHz | | 17325 | 47.87 | -20.33 | 68.2 | 47.33 | 42.9 | 15.49 | 57.85 | 170 | 360 | P | V |
| Remark | 3. No other spurious found. 4. All results are PASS against Peak and Average limit line. | | | | | | | | | | | | |



Band 4 5725~5850MHz

WIFI 802.11ax HE80 Partial RU26/0 (Band Edge @ 3m)

| WIFI Ant. 1+2 | Note | Frequency (MHz) | Level (dBμV/m) | Over Limit (dB) | Limit Line (dBμV/m) | Read Level (dBμV) | Antenna Factor (dB/m) | Cable Loss (dB) | Preamp Factor (dB) | Ant Pos (cm) | Table Pos (deg) | Peak Avg. (P/A) | Pol. (H/V) |
|---------------------------------------|---|-------------------|------------------|-------------------|-----------------------|---------------------|-------------------------|-------------------|----------------------|----------------|-------------------|-------------------|--------------|
| 802.11ax HE80 CH 155 5775MHz | | 5643.4 | 46.14 | -22.06 | 68.2 | 41.66 | 31.6 | 7.78 | 34.9 | 230 | 39 | P | H |
| | | 5684.8 | 49.23 | -44.76 | 93.99 | 44.53 | 31.78 | 7.82 | 34.9 | 230 | 39 | P | H |
| | | 5720 | 50.98 | -59.82 | 110.8 | 46.12 | 31.91 | 7.85 | 34.9 | 230 | 39 | P | H |
| | | 5724.2 | 54.46 | -65.92 | 120.38 | 49.6 | 31.91 | 7.85 | 34.9 | 230 | 39 | P | H |
| | | 5775 | 93.5 | - | - | 88.42 | 32.09 | 7.89 | 34.9 | 230 | 39 | P | H |
| | | 5775 | 86.08 | - | - | 81 | 32.09 | 7.89 | 34.9 | 230 | 39 | A | H |
| | | 5854.2 | 45.91 | -66.71 | 112.62 | 40.41 | 32.4 | 8 | 34.9 | 230 | 39 | P | H |
| | | 5858.2 | 48.29 | -61.61 | 109.9 | 42.72 | 32.4 | 8.07 | 34.9 | 230 | 39 | P | H |
| | | 5908 | 47.24 | -33.5 | 80.74 | 41.51 | 32.5 | 8.13 | 34.9 | 230 | 39 | P | H |
| | | 5938.8 | 47.13 | -21.07 | 68.2 | 41.27 | 32.56 | 8.2 | 34.9 | 230 | 39 | P | H |
| | | 5603.4 | 46.47 | -21.73 | 68.2 | 42.05 | 31.58 | 7.74 | 34.9 | 113 | 359 | P | V |
| | | 5683.4 | 47.3 | -45.65 | 92.95 | 42.66 | 31.72 | 7.82 | 34.9 | 113 | 359 | P | V |
| | | 5719.6 | 50.04 | -60.65 | 110.69 | 45.18 | 31.91 | 7.85 | 34.9 | 113 | 359 | P | V |
| | | 5724.2 | 53.62 | -66.76 | 120.38 | 48.76 | 31.91 | 7.85 | 34.9 | 113 | 359 | P | V |
| | | 5775 | 93.07 | - | - | 87.99 | 32.09 | 7.89 | 34.9 | 113 | 359 | P | V |
| | | 5775 | 86.58 | - | - | 81.5 | 32.09 | 7.89 | 34.9 | 113 | 359 | A | V |
| | | 5851.4 | 49.14 | -69.87 | 119.01 | 43.7 | 32.34 | 8 | 34.9 | 113 | 359 | P | V |
| | | 5860.6 | 48.8 | -60.43 | 109.23 | 43.23 | 32.4 | 8.07 | 34.9 | 113 | 359 | P | V |
| | 5910.6 | 46.26 | -32.56 | 78.82 | 40.53 | 32.5 | 8.13 | 34.9 | 113 | 359 | P | V | |
| | 5940.6 | 46.48 | -21.72 | 68.2 | 40.62 | 32.56 | 8.2 | 34.9 | 113 | 359 | P | V | |
| Remark | 5. No other spurious found. 6. All results are PASS against Peak and Average limit line. | | | | | | | | | | | | |



Band 4 5725~5850MHz

WIFI 802.11ax HE80 Partial RU26/0 (Harmonic @ 3m)

| WIFI Ant. 1+2 | Note | Frequency (MHz) | Level (dBμV/m) | Over Limit (dB) | Limit Line (dBμV/m) | Read Level (dBμV) | Antenna Factor (dB/m) | Cable Loss (dB) | Preamp Factor (dB) | Ant Pos (cm) | Table Pos (deg) | Peak Avg. (P/A) | Pol. (H/V) |
|---------------|---|-------------------|------------------|-------------------|-----------------------|---------------------|-------------------------|-------------------|----------------------|----------------|-------------------|-----------------|------------|
| 802.11ax | | 11550 | 47.19 | -26.81 | 74 | 50.37 | 41.03 | 13.47 | 57.68 | 160 | 360 | P | H |
| HE80 | | 17325 | 47.15 | -21.05 | 68.2 | 46.61 | 42.9 | 15.49 | 57.85 | 170 | 360 | P | H |
| CH 155 | | 11550 | 47.22 | -26.78 | 74 | 50.4 | 41.03 | 13.47 | 57.68 | 160 | 360 | P | V |
| 5775MHz | | 17325 | 47.13 | -21.07 | 68.2 | 46.59 | 42.9 | 15.49 | 57.85 | 170 | 360 | P | V |
| Remark | 5. No other spurious found. 6. All results are PASS against Peak and Average limit line. | | | | | | | | | | | | |



Band 4 5725~5850MHz

WIFI 802.11ax HE80 Partial RU26/36 (Band Edge @ 3m)

| WIFI Ant. 1+2 | Note | Frequency (MHz) | Level (dBμV/m) | Over Limit (dB) | Limit Line (dBμV/m) | Read Level (dBμV) | Antenna Factor (dB/m) | Cable Loss (dB) | Preamp Factor (dB) | Ant Pos (cm) | Table Pos (deg) | Peak Avg. (P/A) | Pol. (H/V) |
|------------------------------|---|-------------------|------------------|-------------------|-----------------------|---------------------|-------------------------|-------------------|----------------------|----------------|-------------------|-------------------|--------------|
| 802.11ax HE80 CH 155 5775MHz | | 5634.6 | 45.85 | -22.35 | 68.2 | 41.37 | 31.6 | 7.78 | 34.9 | 227 | 43 | P | H |
| | | 5688.2 | 46.11 | -50.39 | 96.5 | 41.41 | 31.78 | 7.82 | 34.9 | 227 | 43 | P | H |
| | | 5718.2 | 48.4 | -61.9 | 110.3 | 43.54 | 31.91 | 7.85 | 34.9 | 227 | 43 | P | H |
| | | 5725 | 54.03 | -68.17 | 122.2 | 49.17 | 31.91 | 7.85 | 34.9 | 227 | 43 | P | H |
| | | 5775 | 93.2 | - | - | 88.12 | 32.09 | 7.89 | 34.9 | 227 | 43 | P | H |
| | | 5775 | 87.88 | - | - | 82.8 | 32.09 | 7.89 | 34.9 | 227 | 43 | A | H |
| | | 5853.2 | 47 | -67.9 | 114.9 | 41.56 | 32.34 | 8 | 34.9 | 227 | 43 | P | H |
| | | 5861.8 | 47.52 | -61.37 | 108.89 | 41.95 | 32.4 | 8.07 | 34.9 | 227 | 43 | P | H |
| | | 5897.8 | 46.86 | -41.43 | 88.29 | 41.16 | 32.47 | 8.13 | 34.9 | 227 | 43 | P | H |
| | | 5940.6 | 46.92 | -21.28 | 68.2 | 41.06 | 32.56 | 8.2 | 34.9 | 227 | 43 | P | H |
| | | 5642.8 | 46.26 | -21.94 | 68.2 | 41.78 | 31.6 | 7.78 | 34.9 | 108 | 360 | P | V |
| | | 5684 | 48.32 | -45.08 | 93.4 | 43.62 | 31.78 | 7.82 | 34.9 | 108 | 360 | P | V |
| | | 5718.4 | 51.26 | -59.09 | 110.35 | 46.4 | 31.91 | 7.85 | 34.9 | 108 | 360 | P | V |
| | | 5724.6 | 54 | -67.29 | 121.29 | 49.14 | 31.91 | 7.85 | 34.9 | 108 | 360 | P | V |
| | | 5775 | 93.55 | - | - | 88.47 | 32.09 | 7.89 | 34.9 | 108 | 360 | P | V |
| | | 5775 | 87.98 | - | - | 82.9 | 32.09 | 7.89 | 34.9 | 108 | 360 | A | V |
| | | 5852.6 | 48.02 | -68.25 | 116.27 | 42.58 | 32.34 | 8 | 34.9 | 108 | 360 | P | V |
| | | 5860.8 | 49.8 | -59.37 | 109.17 | 44.23 | 32.4 | 8.07 | 34.9 | 108 | 360 | P | V |
| | 5885.6 | 47.69 | -49.64 | 97.33 | 42.09 | 32.43 | 8.07 | 34.9 | 108 | 360 | P | V | |
| | 5948.6 | 46.67 | -21.53 | 68.2 | 40.81 | 32.56 | 8.2 | 34.9 | 108 | 360 | P | V | |
| Remark | 7. No other spurious found. 8. All results are PASS against Peak and Average limit line. | | | | | | | | | | | | |



Band 4 5725~5850MHz

WIFI 802.11ax HE80 Partial RU26/36 (Harmonic @ 3m)

| WIFI Ant. 1+2 | Note | Frequency (MHz) | Level (dBμV/m) | Over Limit (dB) | Limit Line (dBμV/m) | Read Level (dBμV) | Antenna Factor (dB/m) | Cable Loss (dB) | Preamp Factor (dB) | Ant Pos (cm) | Table Pos (deg) | Peak Avg. (P/A) | Pol. (H/V) |
|---------------|---|-------------------|------------------|-------------------|-----------------------|---------------------|-------------------------|-------------------|----------------------|----------------|-------------------|-----------------|------------|
| 802.11ax | | 11550 | 46.56 | -27.44 | 74 | 49.74 | 41.03 | 13.47 | 57.68 | 160 | 360 | P | H |
| HE80 | | 17325 | 47.18 | -21.02 | 68.2 | 46.64 | 42.9 | 15.49 | 57.85 | 170 | 360 | P | H |
| CH 155 | | 11550 | 47.73 | -26.27 | 74 | 50.91 | 41.03 | 13.47 | 57.68 | 160 | 360 | P | V |
| 5775MHz | | 17325 | 47.51 | -20.69 | 68.2 | 46.97 | 42.9 | 15.49 | 57.85 | 170 | 360 | P | V |
| Remark | 7. No other spurious found. 8. All results are PASS against Peak and Average limit line. | | | | | | | | | | | | |



Emission below 1GHz

5GHz WIFI 802.11ac VHT80 (LF @ 3m)

| WIFI | Note | Frequency | Level | Over | Limit | Read | Antenna | Cable | Preamp | Ant | Table | Peak | Pol. |
|---------------------------------|--|-----------|------------|--------|------------|----------|----------|--------|--------|--------|---------|---------|---------|
| Ant. | | | | Limit | Line | Level | Factor | Loss | Factor | Pos | Pos | Avg. | |
| 1+2 | | (MHz) | (dBμV/m) | (dB) | (dBμV/m) | (dBμV) | (dB/m) | (dB) | (dB) | (cm) | (deg) | (P/A) | (H/V) |
| 5GHz 802.11ac VHT80 LF | | 31.94 | 22.78 | -17.22 | 40 | 30.6 | 24.04 | 0.54 | 32.4 | - | - | P | H |
| | | 152.22 | 20.33 | -23.17 | 43.5 | 34.88 | 16.46 | 1.18 | 32.19 | - | - | P | H |
| | | 326.82 | 28.75 | -17.25 | 46 | 38.74 | 19.99 | 1.72 | 31.7 | - | - | P | H |
| | | 432.55 | 29.01 | -16.99 | 46 | 35.72 | 22.62 | 2 | 31.33 | - | - | P | H |
| | | 737.13 | 28.74 | -17.26 | 46 | 31.43 | 25.72 | 2.61 | 31.02 | - | - | P | H |
| | | 894.27 | 29.29 | -16.71 | 46 | 31.12 | 26.77 | 2.89 | 31.49 | 100 | 0 | P | H |
| | | 30.97 | 26.82 | -13.18 | 40 | 34.07 | 24.62 | 0.53 | 32.4 | 100 | 0 | P | V |
| | | 156.1 | 25.9 | -17.6 | 43.5 | 40.51 | 16.38 | 1.2 | 32.19 | - | - | P | V |
| | | 209.45 | 25.87 | -17.63 | 43.5 | 41.05 | 15.5 | 1.37 | 32.05 | - | - | P | V |
| | | 240.49 | 25.79 | -20.21 | 46 | 38.46 | 17.7 | 1.48 | 31.85 | - | - | P | V |
| | | 424.79 | 28.34 | -17.66 | 46 | 35.26 | 22.45 | 1.98 | 31.35 | - | - | P | V |
| | 557.68 | 29.41 | -16.59 | 46 | 33.02 | 24.98 | 2.27 | 30.86 | - | - | P | V | |
| Remark | 1. No other spurious found. 2. All results are PASS against limit line. | | | | | | | | | | | | |



Note symbol

| | |
|-----|--|
| * | Fundamental Frequency which can be ignored. However, the level of any unwanted emissions shall not exceed the level of the fundamental frequency. |
| ! | Test result is over limit line. |
| P/A | Peak or Average |
| H/V | Horizontal or Vertical |



A calculation example for radiated spurious emission is shown as below:

| WIFI | Note | Frequency | Level | Over | Limit | Read | Antenna | Cable | Preamp | Ant | Table | Peak | Pol. |
|---------|------|-----------|------------|--------|------------|----------|----------|--------|--------|--------|---------|---------|---------|
| Ant. | | | | Limit | Line | Level | Factor | Loss | Factor | Pos | Pos | Avg. | |
| 1+2 | | (MHz) | (dBμV/m) | (dB) | (dBμV/m) | (dBμV) | (dB/m) | (dB) | (dB) | (cm) | (deg) | (P/A) | (H/V) |
| 802.11b | | 2390 | 55.45 | -18.55 | 74 | 54.51 | 32.22 | 4.58 | 35.86 | 103 | 308 | P | H |
| CH 01 | | | | | | | | | | | | | |
| 2412MHz | | 2390 | 43.54 | -10.46 | 54 | 42.6 | 32.22 | 4.58 | 35.86 | 103 | 308 | A | H |

- Level(dBμV/m) =
Antenna Factor(dB/m) + Cable Loss(dB) + Read Level(dBμV) - Preamp Factor(dB)
- Over Limit(dB) = Level(dBμV/m) – Limit Line(dBμV/m)

For Peak Limit @ 2390MHz:

- Level(dBμV/m)
= Antenna Factor(dB/m) + Cable Loss(dB) + Read Level(dBμV) - Preamp Factor(dB)
= 32.22(dB/m) + 4.58(dB) + 54.51(dBμV) – 35.86 (dB)
= 55.45 (dBμV/m)
- Over Limit(dB)
= Level(dBμV/m) – Limit Line(dBμV/m)
= 55.45(dBμV/m) – 74(dBμV/m)
= -18.55(dB)

For Average Limit @ 2390MHz:

- Level(dBμV/m)
= Antenna Factor(dB/m) + Cable Loss(dB) + Read Level(dBμV) - Preamp Factor(dB)
= 32.22(dB/m) + 4.58(dB) + 42.6(dBμV) – 35.86 (dB)
= 43.54 (dBμV/m)
- Over Limit(dB)
= Level(dBμV/m) – Limit Line(dBμV/m)
= 43.54(dBμV/m) – 54(dBμV/m)
= -10.46(dB)

Both peak and average measured complies with the limit line, so test result is “PASS”.

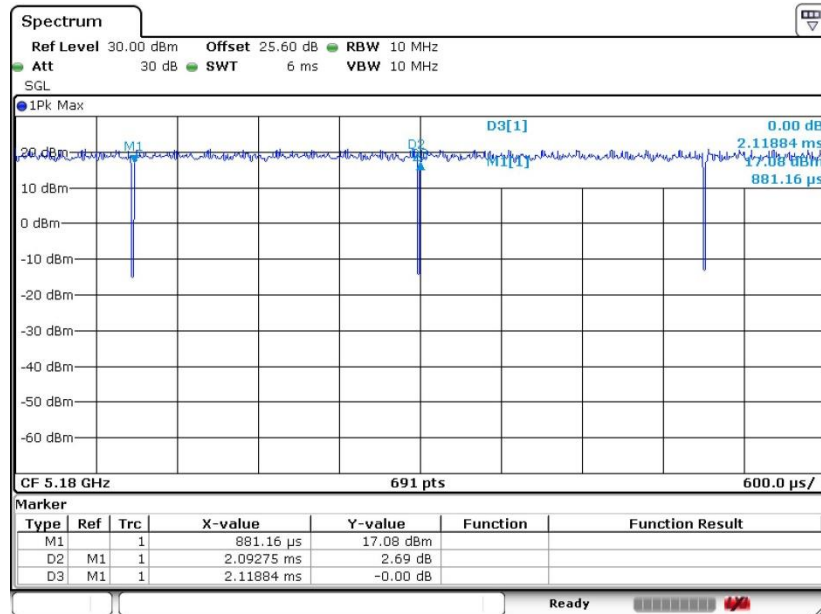


Appendix D. Duty Cycle Plots

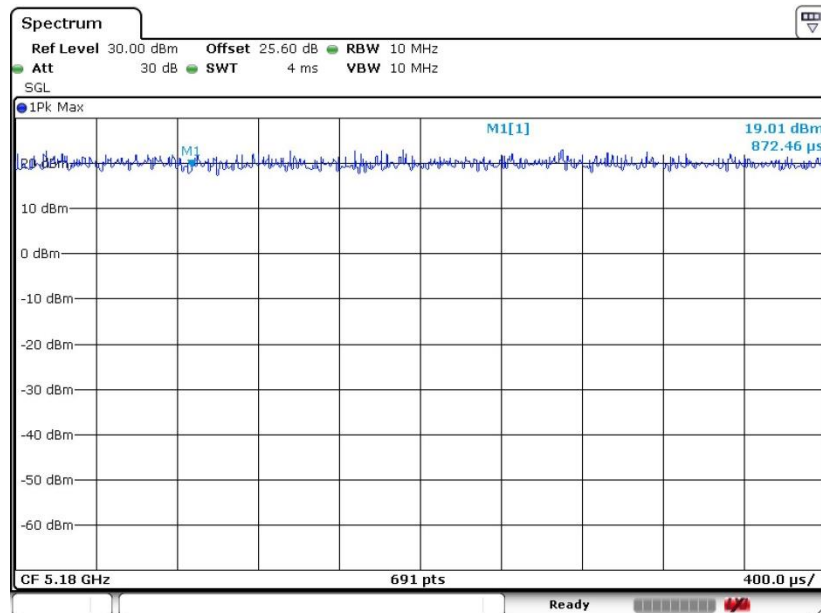
| Antenna | Band | Duty Cycle(%) | T(ms) | 1/T(kHz) | VBW Setting |
|---------|----------------|---------------|-------|----------|-------------|
| 1+2 | 802.11a | 98.77 | - | - | 10Hz |
| 1+2 | 802.11n HT20 | 100 | - | - | 10Hz |
| 1+2 | 802.11n HT40 | 100 | - | - | 10Hz |
| 1+2 | 802.11ac VHT80 | 100 | - | - | 10Hz |
| 1+2 | 802.11ax HE20 | 100 | - | - | 10Hz |
| 1+2 | 802.11ax HE40 | 100 | - | - | 10Hz |
| 1+2 | 802.11ax HE80 | 100 | - | - | 10Hz |



802.11a



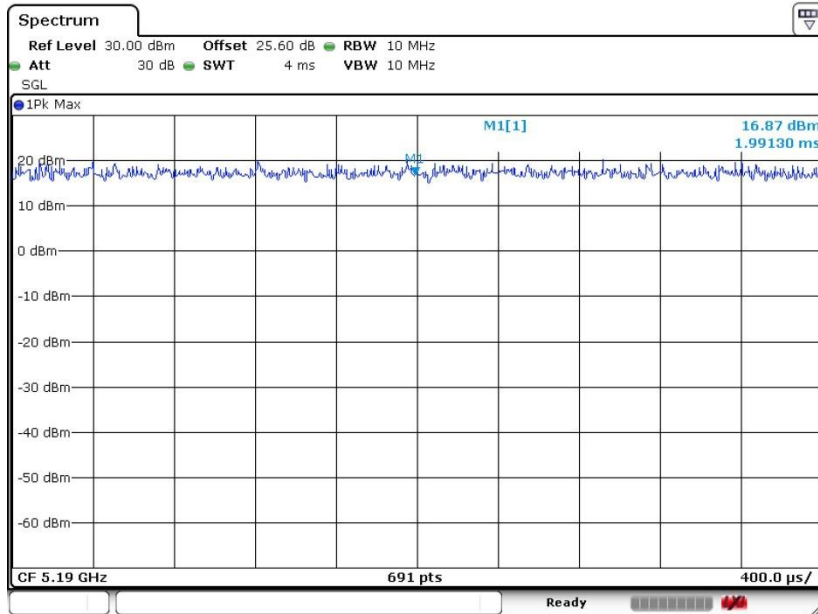
802.11n HT20



:49

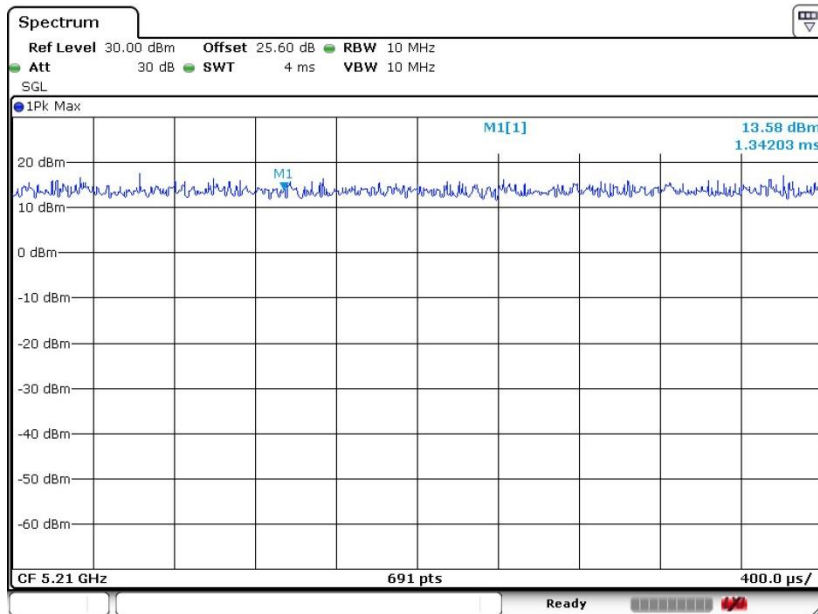


802.11n HT40



:16

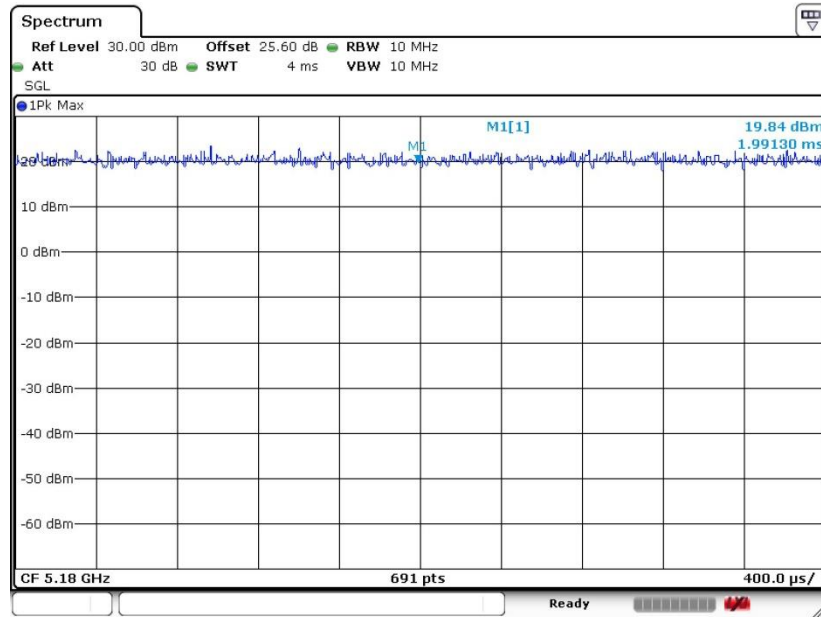
802.11ac VHT80



:48

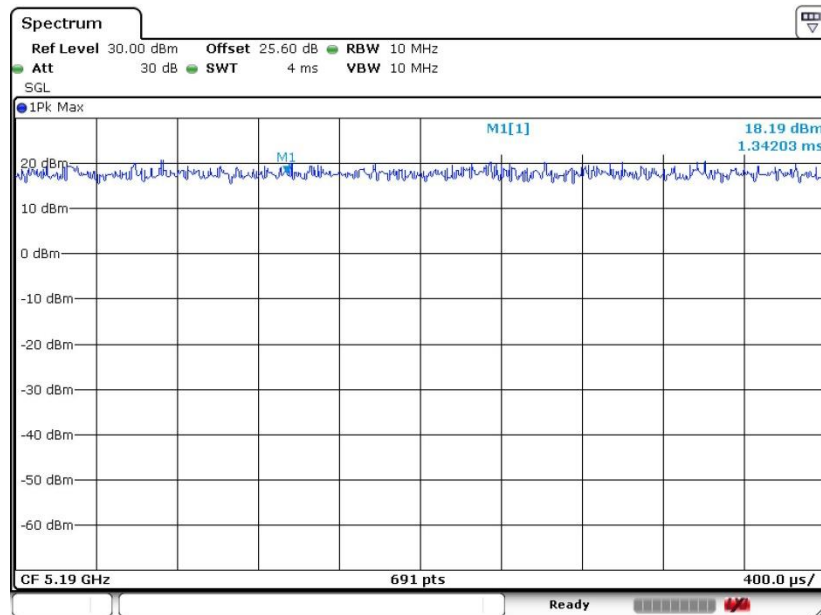


802.11ax HE20



:13

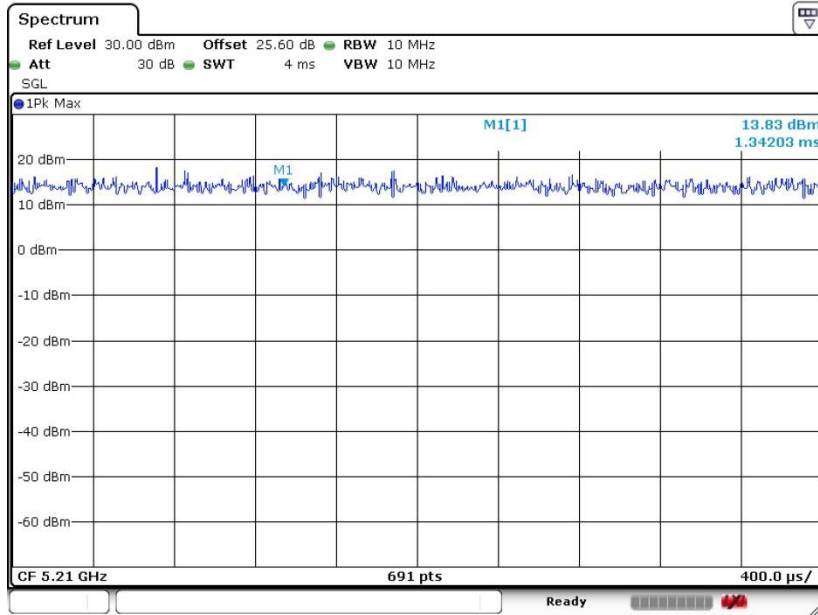
802.11ax HE40



:53



802.11ax HE80



:37