

**APPENDIX A. PHOTOGRAPH OF THE TEST CONNECTION DIAGRAM**

**Conduction Emission**

**Left earbuds**



**Right earbuds**



## Radiated Spurious Emission


### Left earbuds



Below 1GHz




1GHz to 18GHz




**18GHz to 26.5GHz**


**Right earbuds**



**Below 1GHz**



**1GHz to 18GHz**




**18GHz to 26.5GHz**

**SAR test setup photos**



Left earbuds-Rear Face



Left earbuds-Front Side



Left earbuds-Left Side




Left earbuds-Right Side




Left earbuds-Top Face



Left earbuds-Bottom Face




Right earbuds-Rear Face



Right earbuds-Front Side






Right earbuds-Left Side



Right earbuds-Right Side



Right earbuds-Top Face



Right earbuds-Bottom Face

----- End of Report -----