




Appendix D


Photographs

1. SAR measurement System
2. Photographs of Tissue Simulate Liquid
3. Photographs of EUT test position
4. EUT Constructional Details





1. SAR measurement System



2. Photographs of Tissue Simulate Liquid

Photo 1: Tissue Simulant Liquid for Head 2450	NA
	NA

3. Photographs of EUT test position

Photo 2: Side 1 0mm	Photo 3: Side 2 0mm
	
Photo 4: Side 3 0mm	Photo 5: Side 4 0mm
	

4. EUT Constructional Details

