

FCC/IC

RF

TEST REPORT

ISSUED BY
Shenzhen BALUN Technology Co., Ltd.



FOR
Mobile Phone

ISSUED TO
OnePlus Technology(Shenzhen) Co., Ltd.

18/F, Tower C, Tai Ran Building, No.8 Tai Ran Road, Shenzhen, China



Tested by: 
Cao shaodong
(Engineer)

Date Sep. 29, 2015

Approved by: 
Wei Yanquan
(Chief Engineer)

Date Sep. 29, 2015

Report No.: BL-SZ1580044-604

EUT Type: Mobile Phone

Model Name: ONE E1005

Brand Name: ONEPLUS

Test Standard: 47 CFR Part 2 (10-1-14 Edition)
IC RSS-Gen Issue 4, November 2014
(Others refer chapter 3.1)

FCC ID: 2ABZ2-E1005

IC Number: 12739A-E1005

Test conclusion: Pass

Test Date: Sep. 15, 2015 ~ Sep. 21, 2015

Date of Issue: Sep. 29, 2015

NOTE: This test report can be duplicated completely for the legal use with the approval of the applicant; it shall not be reproduced except in full, without the written approval of Shenzhen BALUN Technology Co., Ltd. BALUN Laboratory. Any objections should be raised within thirty days from the date of issue. To validate the report, please visit BALUN website.

Revision History

<u>Version</u>	<u>Issue Date</u>	<u>Revisions</u>
Rev. 01	Sep. 25, 2015	Initial Issue
Rev. 02	Sep. 29, 2015	The Second Issue

1 TABLE OF CONTENTS

1 TABLE OF CONTENTS.....	2
1 ADMINISTRATIVE DATA (GENERAL INFORMATION).....	5
1.1 Identification of the Testing Laboratory.....	5
1.2 Identification of the Responsible Testing Location.....	5
1.3 Laboratory Condition.....	5
1.4 Announce.....	5
2 PRODUCT INFORMATION.....	7
2.1 Applicant.....	7
2.2 Manufacturer.....	7
2.3 General Description for Equipment under Test (EUT).....	7
2.4 Technical Information.....	7
2.5 Ancillary Equipment.....	9
3 SUMMARY OF TEST RESULTS.....	10
3.1 Test Standards.....	10
3.2 Verdict.....	11
4 GENERAL TEST CONFIGURATIONS.....	13
4.1 Test Environments.....	13
4.2 Test Equipment List.....	13
4.3 Test Configurations.....	14
4.4 Description of Test Setup.....	19
4.4.1 For Antenna Port Test.....	19
4.4.2 For Frequency Stability Test.....	19
4.4.3 For Radiated Test (30 MHz-1 GHz).....	20
4.4.4 For Radiated Test (Above 1 GHz).....	20
5 TEST ITEMS.....	21
5.1 Transmitter Radiated Power (EIRP/ERP).....	21

5.1.1 Limit.....	21
5.1.2 Test Setup.....	21
5.1.3 Test Procedure.....	21
5.1.4 Test Result.....	22
5.2 Peak to average ratio.....	23
5.2.1 Limit.....	23
5.2.2 Test Setup.....	23
5.2.3 Test Procedure.....	23
5.2.4 Test Result.....	24
5.3 Occupied Bandwidth.....	25
5.3.1 Limit.....	25
5.3.2 Test Setup.....	25
5.3.3 Test Procedure.....	25
5.3.4 Test Result.....	25
5.4 Frequency Stability.....	26
5.4.1 Limit.....	26
5.4.2 Test Setup.....	26
5.4.3 Test Procedure.....	26
5.4.4 Test Result.....	26
5.5 Spurious Emission at Antenna Terminals.....	27
5.5.1 Limit.....	27
5.5.2 Test Setup.....	27
5.5.3 Test Procedure.....	27
5.5.4 Test Result.....	27
5.6 Band Edge.....	28
5.6.1 Limit.....	28
5.6.2 Test Setup.....	28
5.6.3 Test Procedure.....	28
5.6.4 Test Result.....	28
5.7 Field Strength of Spurious Radiation.....	29
5.7.1 Limit.....	29
5.7.2 Test Setup.....	29
5.7.3 Test Procedure.....	29

5.7.4 Test Result.....	30
ANNEX A TEST RESULT.....	31
A.1 Transmitter Radiated Power (EIRP/ERP).....	31
A.2 Peak to Average Ratio.....	56
A.3 Occupied Bandwidth.....	63
A.4 Frequency Stability.....	74
A.5 Spurious Emission at Antenna Terminals.....	83
A.6 Band Edge.....	218
A.7 Field Strength of Spurious Radiation.....	248
A.8 Receiver Spurious Emissions.....	318
ANNEX B TEST SETUP PHOTO.....	322
ANNEX C EUT EXTERNAL PHOTO.....	322
ANNEX D EUT INTERNAL PHOTO.....	322

1 ADMINISTRATIVE DATA (GENERAL INFORMATION)

1.1 Identification of the Testing Laboratory

Company Name	Shenzhen BALUN Technology Co., Ltd.
Address	Block B, 1st FL, Baisha Science and Technology Park, Shahe Xi Road, Nanshan District, Shenzhen, Guangdong Province, P. R. China
Phone Number	+86 755 6683 0100
Fax Number	+86 755 6182 4271

1.2 Identification of the Responsible Testing Location

Test Location	Shenzhen BALUN Technology Co., Ltd.
Address	Block B, 1st FL, Baisha Science and Technology Park, Shahe Xi Road, Nanshan District, Shenzhen, Guangdong Province, P. R. China
Accreditation Certificate	<p>The laboratory has been listed by Industry Canada to perform electromagnetic emission measurements. The recognition numbers of test site are 11524A-1.</p> <p>The laboratory has been listed by US Federal Communications Commission to perform electromagnetic emission measurements. The recognition numbers of test site are 832625.</p> <p>The laboratory has met the requirements of the IAS Accreditation Criteria for Testing Laboratories (AC89), has demonstrated compliance with ISO/IEC Standard 17025:2005. The accreditation certificate number is TL-588.</p> <p>The laboratory is a testing organization accredited by China National Accreditation Service for Conformity Assessment (CNAS) according to ISO/IEC 17025. The accreditation certificate number is L6791.</p>
Description	All measurement facilities used to collect the measurement data are located at Block B, FL 1, Baisha Science and Technology Park, Shahe Xi Road, Nanshan District, Shenzhen, Guangdong Province, P. R. China 518055

1.3 Laboratory Condition

Ambient Temperature	20 to 25°C
Ambient Relative Humidity	45% - 55%
Ambient Pressure	100 kPa - 102 kPa

1.4 Announce

- (1) The test report reference to the report template version v1.0.
- (2) The test report is invalid if not marked with the signatures of the persons responsible for preparing and approving the test report.
- (3) The test report is invalid if there is any evidence and/or falsification.
- (4) The results documented in this report apply only to the tested sample, under the conditions and modes of operation as described herein.
- (5) This document may not be altered or revised in any way unless done so by BALUN and all revisions are duly

noted in the revisions section.

- (6) Content of the test report, in part or in full, cannot be used for publicity and/or promotional purposes without prior written approval from the laboratory.

2 PRODUCT INFORMATION

2.1 Applicant

Applicant	OnePlus Technology(Shenzhen) Co., Ltd
Address	18/F, Tower C, Tai Ran Building, No.8 Tai Ran Road, Shenzhen, China

2.2 Manufacturer

Manufacturer	OnePlus Technology(Shenzhen) Co., Ltd.
Address	18/F, Tower C, Tai Ran Building, No.8 Tai Ran Road, Shenzhen, China

2.3 General Description for Equipment under Test (EUT)

EUT Type	Mobile Phone
Model Name	ONE E1005
Hardware Version	N/A
Software Version	ONE E1005_11_150707
Network and Wireless connectivity	GSM Network: GPRS/EDGE 850/900/1800/1900 MHz WCDMA Band I/II/IV/V/VIII FDD-LTE Band 1/2/4/5/7/8 Bluetooth 3.0, Bluetooth 4.0 Low Energy (BLE) WIFI 802.11a, 802.11b, 802.11g, 802.11n(HT20/40) GPS, GLONASS
About the Product	The equipment is smart phone, intended for used with information technology equipment.

2.4 Technical Information

Frequency Bands	GSM/GPRS/EGPRS 850/1900 WCDMA/HSDPA/HSUPA Band 2/Band 4/Band 5 LTE FDD Band 2/Band 4/Band 5/Band 7	
Modulation Type	GSM	GMSK
	GPRS	GMSK
	EGPRS	8PSK
	WCDMA	QPSK
	HSDPA	QPSK
		16QAM
	HSUPA	QPSK
		16QAM
LTE	QPSK	
	16QAM	
TX Frequency Range	GSM/GPRS/EGPRS 850: 824.20 - 848.80 MHz GSM/GPRS/EGPRS 1900: 1850.20 - 1909.80 MHz WCDMA/HSDPA/HSUPA Band 2: 1852.4 - 1907.6 MHz WCDMA/HSDPA/HSUPA Band 4: 1712.4 - 1752.6 MHz WCDMA/HSDPA/HSUPA Band 5: 826.4 - 846.6 MHz LTE Band 2: 1850 - 1910 MHz LTE Band 4: 1710 - 1755 MHz LTE Band 5: 824 - 849 MHz	

	LTE Band 7: 2500 - 2570 MHz
Rx Frequency Range	GSM/GPRS/EGPRS 850: 869.20 - 893.80 MHz GSM/GPRS/EGPRS 1900: 1930.20 - 1989.80 MHz WCDMA/HSDPA/HSUPA Band 2: 1932.4 - 1987.6 MHz WCDMA/HSDPA/HSUPA Band 4: 2112.4 - 2152.6 MHz WCDMA/HSDPA/HSUPA Band 5: 871.4 - 891.6 MHz LTE Band 2: 1930 - 1990 MHz LTE Band 4: 2110 - 2155 MHz LTE Band 5: 869 - 894 MHz LTE Band 7: 2620 - 2690 MHz
Power Class	GSM/GPRS 850: 4 GSM/GPRS 1900: 1 EGPRS 850: E2 EGPRS 1900: E2 WCDMA/HSDPA/HSUPA Band 2: 3 WCDMA/HSDPA/HSUPA Band 4: 3 WCDMA/HSDPA/HSUPA Band 5: 3 LTE Band 2: 3 LTE Band 4: 3 LTE Band 5: 3 LTE Band 7: 3
Multislot Class	GPRS: 12, EGPRS: 12
Antenna Type	PIFA Antenna
Antenna Gain	GSM/GPRS/EGPRS 850: 0 dBi GSM/GPRS/EGPRS 1900: 0 dBi WCDMA/HSDPA/HSUPA Band 2: 0 dBi WCDMA/HSDPA/HSUPA Band 4: 0 dBi WCDMA/HSDPA/HSUPA Band 5: 0 dBi LTE Band 2: 0 dBi LTE Band 4: 0 dBi LTE Band 7: 0 dBii LTE Band 17: 0 dBi

Note: The above EUT information in section 2.3 and 2.4 was declared by manufacturer and for more detailed features description, please refer to the manufacturer's specifications or user's manual.

2.5 Ancillary Equipment

Ancillary Equipment 1	Battery	
	Brand Name	ONEPLUS
	Model No.	BLP607
	Serial No.	N/A
	Capacitance	2450 mAh
	Rated Voltage	3.8 V
	Limit Charge Voltage	4.35 V
Ancillary Equipment 2	Charger 1	
	Brand Name	ONEPLUS
	Model No.	AY0520
	Serial No.	N/A
	Rated Input	100-240 V~, 0.3 A, 50/60 Hz
	Rated Output	5 V=, 2 A
Ancillary Equipment 3	Charger 2	
	Brand Name	ONEPLUS
	Model No.	ONE0520
	Serial No.	N/A
	Rated Input	100-240 V~, 0.4 A, 50/60 Hz
	Rated Output	5 V=, 2 A
Ancillary Equipment 4	USB Data Cable	
	Brand Name	ONEPLUS
	Model No.	N/A
	Length (Approx)	1.1 m

3 SUMMARY OF TEST RESULTS

3.1 Test Standards

No.	Identity	Document Title
1	47 CFR Part 2 (10-1-14 Edition)	Frequency Allocations and Radio Treaty Matters; General Rules and Regulations
2	47 CFR Part 22 (10-1-14 Edition)	Public Mobile Services
3	47 CFR Part 24 (10-1-14 Edition)	Personal Communications Services
4	47 CFR Part 27 (10-1-14 Edition)	Miscellaneous Wireless Communications Services
5	IC RSS-Gen (Issue 4, November 2014)	General Requirements and Information for the Certification of Radio Apparatus
6	IC RSS-132(Issue 3 January 2013)	Cellular Telephone Systems Operating in the Bands 824-849 MHz and 869-894 MHz
7	IC RSS-133 (Issue 6 January 2013)	2 GHz Personal Communications Services
8	IC RSS-139 (Issue 3, July 2015)	Advanced Wireless Services (AWS) Equipment Operating in the Bands 1710-1780 MHz and 2110-2180 MHz
9	IC RSS-199 (Issue 2, October 2014)	Broadband Radio Service (BRS) Equipment Operating in the Band 2500-2690 MHz
10	TIA/EIA 603.D-2010	Land Mobile FM or PM Communications Equipment Measurement and Performance Standards
11	KDB 971168 D01 v02r02	Measurement Guidance For Certification of Licensed Digital Transmitters

3.2 Verdict

No.	Description	FCC Part No.	IC Part No.	Test Result	Verdict
1	Conducted RF Output Power	2.1046	RSS-Gen 4.8 RSS-132 4.4 RSS-133 6.4	REPORT ONLY	Pass
2	Peak to average radio	24.232(d) 27.50(d)	RSS-132 5.4 RSS-133 6.4 RSS-139 6.5	ANNEX A.1	Pass
3	Occupied Bandwidth	2.1049 22.917 24.238 27.53(h) 27.53(m)	RSS-Gen 4.6 RSS-132 5.5 RSS-133 6.5 RSS-139 6.6 RSS-199 4.2	ANNEX A.2	Pass
4	Frequency Stability	2.1055 22.355 24.235 27.54	RSS-Gen 4.7 RSS-132 4.3 RSS-133 6.3 RSS-139 6.4 RSS-199 4.3	ANNEX A.3	Pass
5	Conducted Out of Band Emissions	2.1051 2.1057 22.917 24.238 27.53	RSS-Gen 4.9 RSS-132 4.3 RSS-133 6.5 RSS-139 6.5 RSS-199 4.6	ANNEX A.4	Pass
6	Band Edge	2.1051 2.1057 22.917 24.238 27.53	RSS-132 4.5 RSS-133 6.5 RSS-139 6.5 RSS-199 4.6	ANNEX A.5	Pass

7	Transmitter Radiated Power (EIPR/ERP)	22.913 24.232 27.50(d) 27.50(h)	RSS-132 5.4 RSS-133 6.4 RSS-139 6.5 RSS-199 4.4	ANNEX A.6	Pass
8	Radiated Out of Band Emissions	2.1053 2.1057 22.917 24.238 27.53	RSS-Gen 4.9 RSS-132 4.5 RSS-133 6.5 RSS-139 6.6 RSS-199 4.6	ANNEX A.7	Pass
9	Receiver Spurious Emissions	N/A	RSS-Gen 4.10 RSS-132 4.6 RSS-133 6.6	ANNEX A.8	Pass

4 GENERAL TEST CONFIGURATIONS

4.1 Test Environments

During the measurement, the normal environmental conditions were within the listed ranges:

Relative Humidity	45% - 55%	
Atmospheric Pressure	100 kPa -102 kPa	
Temperature	NT (Normal Temperature)	+22 to +25°C
Working Voltage of the EUT	NV (Normal Voltage)	3.8 V
	LV (Low Voltage)	3.7 V
	HV (High Voltage)	4.2 V

4.2 Test Equipment List

Description	Manufacturer	Model	Serial No.	Cal. Date	Cal. Due
Spectrum Analyzer	ROHDE&SCHWARZ	FSV-30	103118	2015.07.16	2016.07.15
Vector Signal Generator	ROHDE&SCHWARZ	SMBV100A	177746	2015.07.16	2016.07.15
Signal Generator	ROHDE&SCHWARZ	SMB100A	260592	2015.07.01	2016.06.30
Switch Unit with OSP-B157	ROHDE&SCHWARZ	OSP120	101270	2015.07.16	2016.07.15
Spectrum Analyzer	AGILENT	E4440A	MY45304434	2014.10.18	2015.10.17
Universal Radio Communication Tester	ROHDE&SCHWARZ	CMU 200	123666	2015.07.01	2016.06.30
Wireless Communications Test Set	ROHDE&SCHWARZ	CMW 500	138884	2015.07.01	2016.06.30
EMI Receiver	ROHDE&SCHWARZ	ESRP	101036	2015.07.14	2016.07.13
LISN	SCHWARZBECK	NSLK 8127	8127-687	2015.07.14	2016.07.13
Bluetooth Tester	ROHDE&SCHWARZ	CBT	101005	2015.07.16	2016.07.15
Power Splitter	KMW	DCPD-LDC	1305003215	2015.07.01	2016.06.30
Power Sensor	ROHDE&SCHWARZ	NRP-Z21	103971	2015.07.21	2016.07.20
Attenuator (20 dB)	KMW	ZA-S1-201	110617091	--	--
Attenuator (6 dB)	KMW	ZA-S1-61	1305003189	--	--
DC Power Supply	ROHDE&SCHWARZ	HMP2020	18141664	2015.07.17	2016.07.16
Temperature Chamber	ANGELANTIONI SCIENCE	NTH64-40A	1310	2015.08.07	2016.08.06
Test Antenna-Loop(9 kHz-30 MHz)	SCHWARZBECK	FMZB 1519	1519-037	2015.07.22	2017.07.21
Test Antenna-Bi-Log(30 MHz-3 GHz)	SCHWARZBECK	VULB 9163	9163-624	2015.07.22	2017.07.21
Test Antenna-Horn(1-18 GHz)	SCHWARZBECK	BBHA 9120D	9120D-1148	2015.07.22	2017.07.21
Test Antenna-Horn(15-26.5 GHz)	SCHWARZBECK	BBHA 9170	9170-305	2015.07.22	2017.07.21
Anechoic Chamber	RAINFORD	9m*6m*6m	N/A	2014.10.07	2015.10.06
Shielded Enclosure	ChangNing	CN-130701	130703	--	--

4.3 Test Configurations

Test Items	Test Mode	Test Channel		
		LCH	MCH	HCH
E.R.P/E.I.R.P	GSM 850	v	v	v
	GSM 1900	v	v	v
	GPRS 850	v	v	v
	GPRS 1900	v	v	v
	EGPRS 850	v	v	v
	EGPRS 1900	v	v	v
	WCDMA Band 2	v	v	v
	WCDMA Band 4	v	v	v
	WCDMA Band 5	v	v	v
	HSUPA Band 2	v	v	v
	HSUPA Band 4	v	v	v
	HSUPA Band 5	v	v	v
	HSDPA Band 2	v	v	v
	HSDPA Band 4	v	v	v
	HSDPA Band 5	v	v	v
Peak to Average Ratio	WCDMA Band 2	v	v	v
	WCDMA Band 4	v	v	v
Occupied Bandwidth	GSM 850	v	v	v
	GSM 1900	v	v	v
	GPRS 850	v	v	v
	GPRS 1900	v	v	v
	EGPRS 850	v	v	v
	EGPRS 1900	v	v	v
	WCDMA Band 2	v	v	v
	WCDMA Band 4	v	v	v
	WCDMA Band 5	v	v	v
Frequency Stability	GSM 850	v	v	v
	GSM 1900	v	v	v
	GPRS 850	v	v	v
	GPRS 1900	v	v	v
	EGPRS 850	v	v	v
	EGPRS 1900	v	v	v
	WCDMA Band 2	v	v	v
	WCDMA Band 4	v	v	v
	WCDMA Band 5	v	v	v
Spurious Emission at Antenna Terminals	GSM 850	v	v	v
	GSM 1900	v	v	v
	GPRS 850	v	v	v
	GPRS 1900	v	v	v
	EGPRS 850	v	v	v
	EGPRS 1900	v	v	v
	WCDMA Band 2	v	v	v
	WCDMA Band 4	v	v	v

Test Items	Test Mode	Test Channel		
		LCH	MCH	HCH
	WCDMA Band 5	v	v	v
Band Edge	GSM 850	v	--	v
	GSM 1900	v	--	v
	GPRS 850	v	--	v
	GPRS 1900	v	--	v
	EGPRS 850	v	--	v
	EGPRS 1900	v	--	v
	WCDMA Band 2	v	--	v
	WCDMA Band 4	v	--	v
	WCDMA Band 5	v	--	v
	Field Strength of Spurious Radiation	GSM 850	v	v
GSM 1900		v	v	v
GPRS 850		v	v	v
GPRS 1900		v	v	v
EGPRS 850		v	v	v
EGPRS 1900		v	v	v
WCDMA Band 2		v	v	v
WCDMA Band 4		v	v	v
WCDMA Band 5		v	v	v
Receiver Spurious Emissions		GSM 850	v	v
	GSM 1900	--	--	--
	GPRS 850	--	--	--
	GPRS 1900	--	--	--
	EGPRS 850	--	--	--
	EGPRS 1900	--	--	--
	WCDMA Band 2	--	--	--
	WCDMA Band 4	--	--	--
	WCDMA Band 5	--	--	--

Note 1: The mark "v" means that this configuration is chosen for testing.

Test Items	LTE Band	Bandwidth (MHz)						Modulation		RB#			Test Channel		
		1.4	3	5	10	15	20	QPSK	16-QAM	1	Half	Full	LCH	MCH	HCH
E.R.P/E.I .R.P	2	v	v	v	v	v	v	v	v	v	v	v	v	v	v
	4	v	v	v	v	v	v	v	v	v	v	v	v	v	v
	5	v	v	v	v	n	n	v	v	v	v	v	v	v	v
	7	n	n	v	v	n	n	v	v	v	v	v	v	v	v
Peak to Average Ratio	2	--	--	--	--	--	v	--	v	v	--	v	v	v	v
	4	--	--	--	--	--	v	--	v	v	--	v	v	v	v
	5	--	--	--	v	n	n	--	v	v	--	v	v	v	v
	7	n	n	--	--	--	v	--	v	v	--	v	v	v	v
Occupied Bandwidth	2	--	--	--	--	--	v	v	v	--	--	v	--	v	--
	4	--	--	--	--	--	v	v	v	--	--	v	--	v	--
	5	--	--	--	v	n	n	v	v	--	--	v	--	v	--
	7	n	n	--	--	--	v	v	v	--	--	v	--	v	--
Frequency Stability	2	--	--	--	v	--	--	v	v	--	--	v	--	v	--
	4	--	--	--	v	--	--	v	v	--	--	v	--	v	--
	5	--	--	--	v	n	n	v	v	--	--	v	--	v	--
	7	n	n	--	v	--	--	v	v	--	--	v	--	v	--
Spurious Emission at Antennas	2	v	v	v	v	v	v	v	v	v	--	--	v	v	v
	4	v	v	v	v	v	v	v	v	v	--	--	v	v	v
	5	v	v	v	v	n	n	v	v	v	--	--	v	v	v
	7	n	n	v	v	v	v	v	v	v	--	--	v	v	v
Band Edge	2	v	v	v	v	v	v	v	v	v	--	v	v	--	v
	4	v	v	v	v	v	v	v	v	v	--	v	v	--	v
	5	v	v	v	v	n	n	v	v	v	--	v	v	--	v
	7	n	n	v	v	v	v	v	v	v	--	v	v	--	v
Field Strength of Spurious Radiation	2	v	v	v	v	v	v	v	--	v	--	--	--	v	--
	4	v	v	v	v	v	v	v	--	v	--	--	--	v	--
	5	v	v	v	v	n	n	v	--	v	--	--	--	v	--
	7	n	n	v	v	v	v	v	--	v	--	--	--	v	--

Note 1: The mark "v" means that this configuration is chosen for testing.

Note 2: The mark "n" means that this bandwidth is not supported.

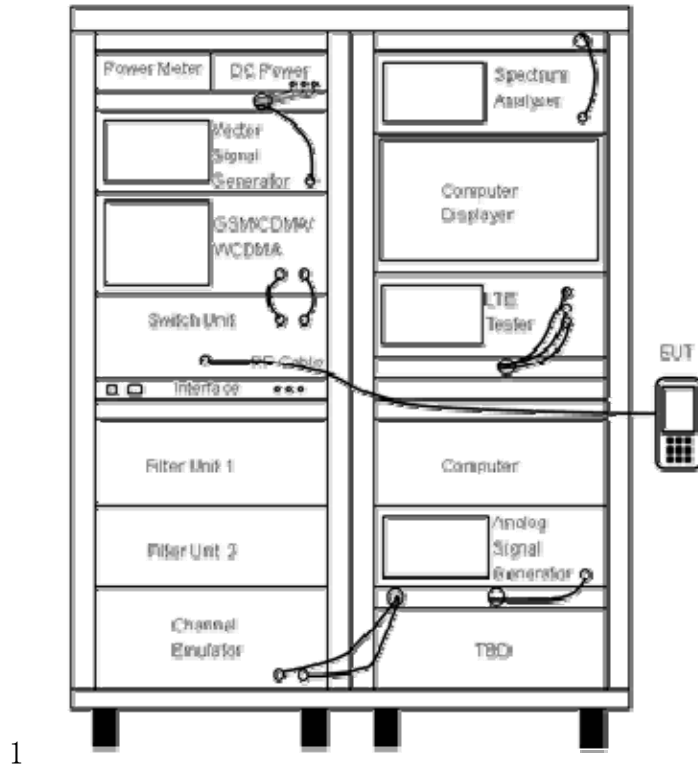
Test Mode	Channel	ARFCN	Frequency (MHz)
GSM/GPRS/EGPRS 850	LCH	128	824.2
	MCH	190	836.6
	HCH	251	848.8
GSM/GPRS/EGPRS 1900	LCH	512	1850.2
	MCH	661	1880
	HCH	810	1909.8
WCDMA Band 2	LCH	9662	1852.4
	MCH	9800	1880
	HCH	9938	1907.6
WCDMA Band 4	LCH	10562	1712.4
	MCH	10663	1728.6
	HCH	10763	1752.6
WCDMA Band 5	LCH	4357	826.4
	MCH	4408	836.6
	HCH	4458	846.6

Test Mode	Test Frequency ID	Bandwith (MHz)	ARFCN	Frequency (MHz)
LTE Band 2	Low Range	1.4	607	1850.7
		3	615	1851.5
		5	625	1852.5
		10	650	1855
		15	675	1857.5
		20	700	1860
	Mid Range	1.4/3/5/10/15/20	900	1880
	High Range	1.4	1193	1909.3
		3	1185	1908.5
		5	1175	1907.5
		10	1150	1905
		15	1125	1902.5
20		1100	1900	
LTE Band 4	Low Rang	1.4	1957	1710.7
		3	1965	1711.5
		5	1975	1712.5
		10	2000	1715
		15	2025	1717.5
		20	2050	1720
	Mid Range	1.4/3/5/10/15/20	2175	1732.5
	High Range	1.4	2393	1754.3
		3	2385	1753.5
		5	2375	1752.5
		10	2350	1750
		15	2325	1747.5

Test Mode	Test Frequency ID	Bandwith (MHz)	ARFCN	Frequency (MHz)
		20	2300	1745
LTE Band 5	Low Rang	1.4	2407	824.7
		3	2415	825.5
		5	2425	826.5
		10	2450	829
	Mid Range	1.4/3/5/10	2525	836.5
	High Range	1.4	2643	848.3
		3	2635	847.5
		5	2625	846.5
		10	2600	844
	LTE Band 7	Low Rang	5	2775
10			2800	2505
15			2825	2507.5
20			2850	2510
Mid Range		5/10/15/20	3100	2535
High Range		5	3425	2567.5
		10	2400	2565
		15	3375	2562.5
		20	3350	2560

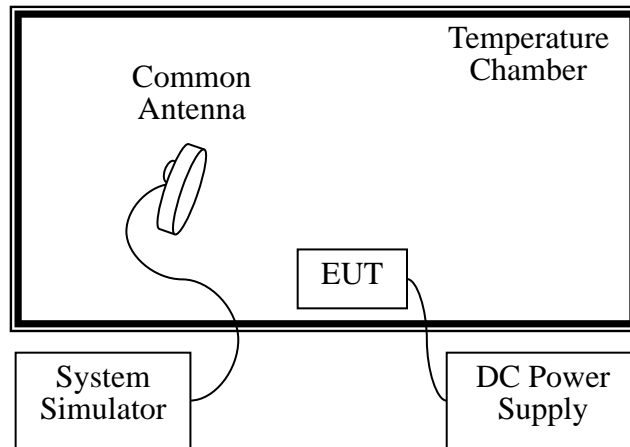
4.4 Description of Test Setup

4.4.1 For Antenna Port Test



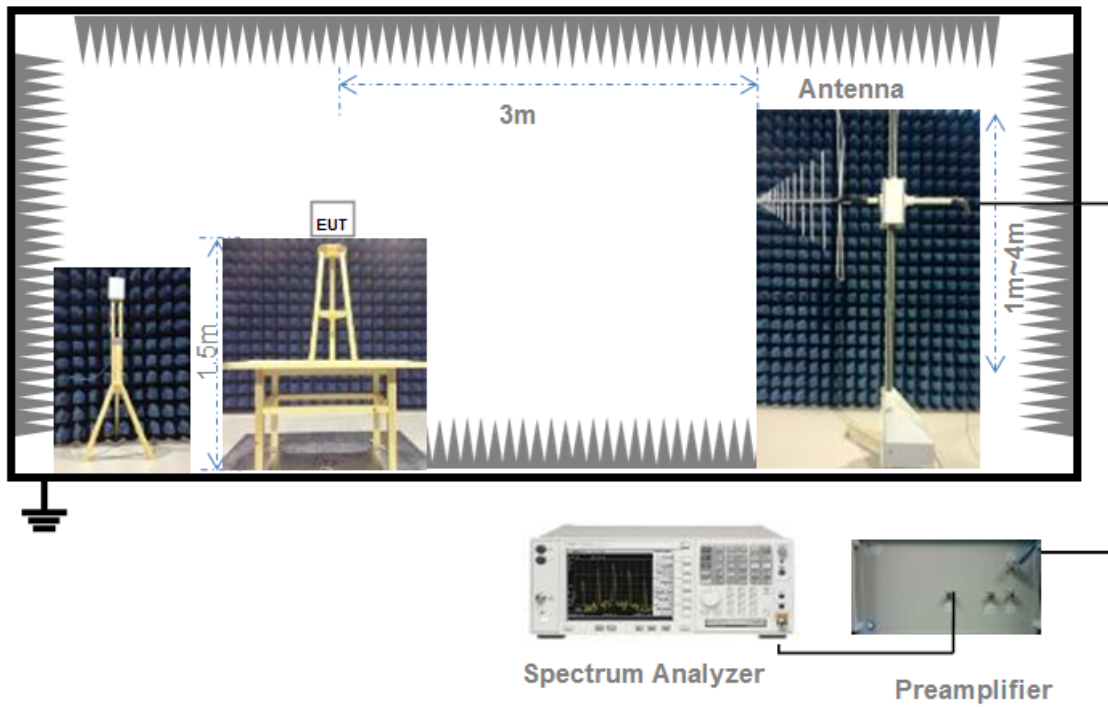
(Diagram 1)

4.4.2 For Frequency Stability Test



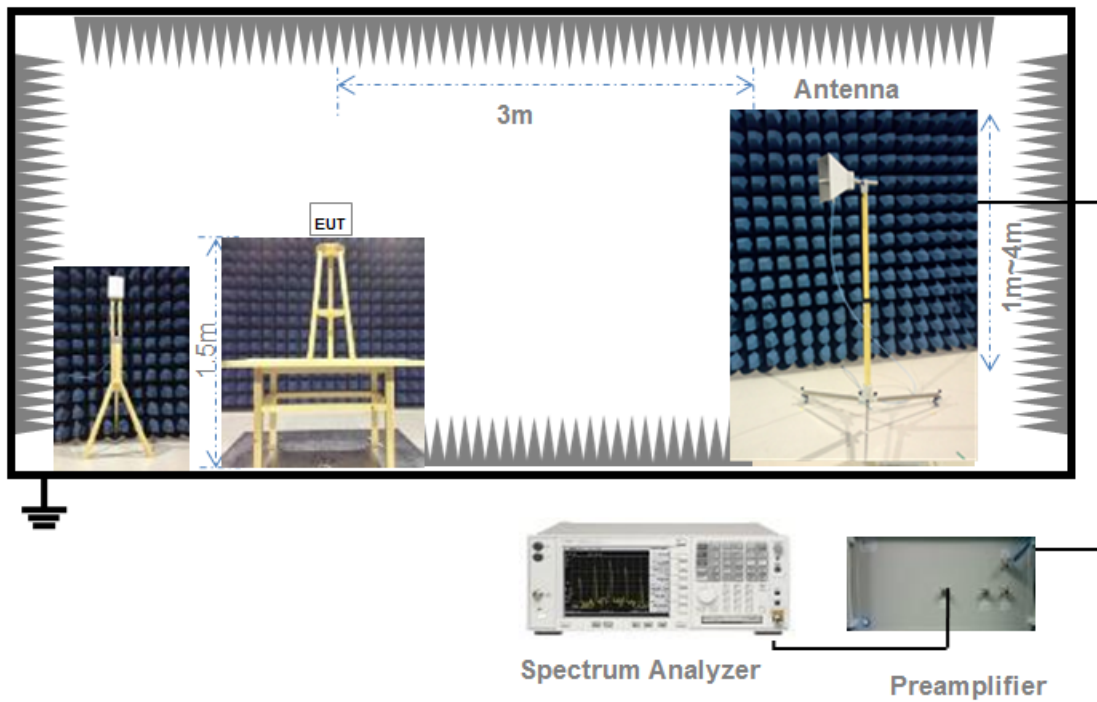
(Diagram 2)

4.4.3 For Radiated Test (30 MHz-1 GHz)



(Diagram 3)

4.4.4 For Radiated Test (Above 1 GHz)



(Diagram 4)

5 TEST ITEMS

5.1 Transmitter Radiated Power (EIRP/ERP)

5.1.1 Limit

FCC §2.1046(a) & 22.913 & 24.232 & 27.50(d) & 27.50(h)

According to FCC section 22.913, the Effective Radiated Power (ERP) of mobile transmitters and auxiliary test transmitters must not exceed 7 Watts, FCC section 24.232, Mobile and portable stations are limited to 2 watts EIRP and the equipment must employ a means for limiting power to the minimum necessary for successful communications.

FCC section 27.50(d), Fixed, mobile, and portable (hand-held) stations operating in the 1710-1755 MHz band and mobile and portable stations operating in the 1695-1710 MHz and 1755-1780 MHz bands are limited to 1 watt EIRP. Fixed stations operating in the 1710-1755 MHz band are limited to a maximum antenna height of 10 meters above ground. Mobile and portable stations operating in these bands must employ a means for limiting power to the minimum necessary for successful communications, and FCC section 27.50(h) Mobile and other user stations. Mobile stations are limited to 2.0 watts EIRP. All user stations are limited to 2.0 watts transmitter output power.

RSS-132 §5.4 and RSS-133 §6.4

According to RSS-132 §5.4, the Effective Radiated Power (ERP) of mobile transmitters and auxiliary test transmitters must not exceed 11.5Watts, and RSS-133 §6.4, the broadband PCS mobile station is limited to 2Watts e.i.r.p. peak power.

5.1.2 Test Setup

The section 4.4.1 (Diagram 1) test setup description was used for this test. The photo of test setup please refer to ANNEX B.

5.1.3 Test Procedure

Description of the Conducted Output Power Measurement

A system simulator was used to establish communication with the EUT, Its parameters were set to force the EUT transmitting at maximum output power. The measured power in the radio frequency on the transmitter output terminals shall be reported.

Note: Reference test setup 4.4.1 (Diagram 1)

Description of the Transmitter Radiated Power Measurement

In many cases, the RF output power limits for licensed digital transmission devices is specified in terms of effective radiated power (ERP) or equivalent isotropic radiated power (EIRP). Typically, ERP is specified when the operating frequency is less than or equal to 1 GHz and EIRP is specified when the operating frequency is greater than 1 GHz. Both are determined by adding the transmit antenna gain to the conducted RF output power with the primary difference between the two being that when determining the ERP, the transmit antenna gain is referenced to a dipole antenna (i.e., dBd) whereas when determining the EIRP, the transmit antenna gain is referenced to an isotropic antenna (dBi).

The relevant equation for determining the ERP or EIRP from the conducted RF output power measured using the guidance provided above is:

$$\text{ERP/EIRP} = \text{PMeas} + \text{GT} - \text{LC}$$

where:

ERP/EIRP = effective or equivalent radiated power, respectively (expressed in the same units as PMeas, typically dBW or dBm);

PMeas = measured transmitter output power or PSD, in dBm or dBW;

GT = gain of the transmitting antenna, in dBd (ERP) or dBi (EIRP);

$\text{dBd (ERP)} = \text{dBi} - 2.15$

LC = signal attenuation in the connecting cable between the transmitter and antenna, in dB.

For devices utilizing multiple antennas, KDB 662911 provides guidance for determining the effective array transmit antenna gain term to be used in the above equation.

Note: Reference test setup 4.4.3 and 4.4.4 (Diagram 3, 4)

5.1.4 Test Result

Please refer to ANNEX A.1.

5.2 Peak to average ratio

5.2.1 Limit

FCC § 2.1046 & 24.232 & 27.50(d)

IC RSS-132 5.4 & RSS-133 6.4 & RSS-139 6.5

In addition, the peak-to-average power ratio (PAPR) of the transmitter shall not exceed 13 dB for more than 0.1% of the time using a signal corresponding to the highest PAPR during periods of continuous transmission.

Power measurements for transmissions by stations authorized under this section may be made either in accordance with a Commission-approved average power technique or in compliance with 24.232 (e) of this section. In both instances, equipment employed must be authorized in accordance with the provisions of § 24.51. In measuring transmissions in this band using an average power technique, the peak-to-average ratio (PAR) of the transmission may not exceed 13 dB.

Peak transmit power must be measured over any interval of continuous transmission using instrumentation calibrated in terms of an rms equivalent voltage. The measurement results shall be properly adjusted for any instrument limitations, such as detector response times, limited resolution bandwidth capability when compared to the emission bandwidth, sensitivity, etc., so as to obtain a true peak measurement for the emission in question over the full bandwidth of the channel.

5.2.2 Test Setup

The section 4.4.1 (Diagram 1) test setup description was used for this test. The photo of test setup please refer to ANNEX B.

5.2.3 Test Procedure

Here the lowest, middle and highest channels are selected to perform testing to verify the peak-to-average ratio.

Test procedures:

- a) Refer to instrument's analyzer instruction manual for details on how to use the power statistics/CCDF function;
- b) Set resolution/measurement bandwidth \geq signal's occupied bandwidth;
- c) Set the number of counts to a value that stabilizes the measured CCDF curve;
- d) Set the measurement interval as follows:
 - 1) for continuous transmissions, set to 1 ms,
 - 2) for burst transmissions, employ an external trigger that is synchronized with the EUT burst timing sequence, or use the internal burst trigger with a trigger level that allows the burst to stabilize and set the measurement interval to a time that is less than or equal to the burst duration.
- e) Record the maximum PAPR level associated with a probability of 0.1%.

Use one of the procedures presented in 4.1 to measure the total peak power and record as PPK. Use one of the applicable procedures presented 4.2 to measure the total average power and record as PAvg. Both the peak and average power levels must be expressed in the same logarithmic units (e.g., dBm). Determine the PAPR from:

$$\text{PAPR (dB)} = \text{PPk (dBm)} - \text{PAvg (dBm)}.$$

Note: Reference test setup 4.4.1 (Diagram 1).

5.2.4 Test Result

Please refer to ANNEX A.2.

5.3 Occupied Bandwidth

5.3.1 Limit

FCC § 2.1049

IC RSS-Gen 4.6

The occupied bandwidth is the frequency bandwidth such that, below its lower and above its upper frequency limits, the mean powers radiated are each equal to 0.5 percent of the total mean power radiated by a given emission.

Occupied bandwidth is also known as the 99% emission bandwidth

5.3.2 Test Setup

The section 4.4.1 (Diagram 1) test setup description was used for this test. The photo of test setup please refer to ANNEX B.

5.3.3 Test Procedure

The following procedure shall be used for measuring (99 %) power bandwidth

- a) The spectrum analyzer center frequency is set to the nominal EUT channel center frequency. The frequency span for the spectrum analyzer shall be set wide enough to capture all modulation products including the emission skirts (i.e., two to five times the OBW).
- b) The nominal IF filter bandwidth (3 dB RBW) shall be in the range of 1 to 5 % of the anticipated OBW, and the VBW shall be at least 3 times the RBW.
- c) Set the reference level of the instrument as required to keep the signal from exceeding the maximum input mixer level for linear operation. In general, the peak of the spectral envelope must be at least $10\log(\text{OBW} / \text{RBW})$ below the reference level.
- d) NOTE—Steps a) through c) may require iteration to adjust within the specified tolerances.
- e) Set the detection mode to peak, and the trace mode to max hold..
- f) Use the 99 % power bandwidth function of the spectrum analyzer (if available) and report the measured bandwidth.
- g) If the instrument does not have a 99 % power bandwidth function, the trace data points are to be recovered and directly summed in linear power terms. The recovered amplitude data points, beginning at the lowest frequency, are placed in a running sum until 0.5 % of the total is reached; that frequency is recorded as the lower frequency. The process is repeated until 99.5 % of the total is reached; that frequency is recorded as the upper frequency. The 99 % power bandwidth is the difference between these two frequencies.
- h) The OBW shall be reported by providing plot(s) of the measuring instrument display. The frequency and amplitude axes and scale shall be clearly labeled. Tabular data may be reported in addition to the plot(s).

Note: Reference test setup 4.4.1 (Diagram 1).

5.3.4 Test Result

Please refer to ANNEX A.3.

5.4 Frequency Stability

5.4.1 Limit

FCC § 2.1055 & 22.355 & 24.235 & 27.54

IC RSS-Gen 4.7 & RSS-132 4.3 & RSS-133 6.3 & RSS-139 6.4 & RSS-199 4.3
§ 22.355

Except as otherwise provided in this part, the carrier frequency of each transmitter in the Public Mobile Services must be maintained within the tolerances given in Table C-1 of this section.

Table C-1—Frequency Tolerance for Transmitters in the Public Mobile Services

Frequency range (MHz)	Base, fixed (ppm)	Mobile > 3 watts (ppm)	Mobile ≤ 3 watts (ppm)
25 to 50	20.0	20.0	50.0
50 to 450	5.0	5.0	50.0
450 to 512	2.5	5.0	5.0
821 to 896	1.5	2.5	2.5
928 to 929	5.0	n/a	n/a
929 to 960	1.5	n/a	n/a
2110 to 2220	10.0	n/a	n/a

& 24.235

The frequency stability shall be sufficient to ensure that the fundamental emission stays within the authorized frequency block.

& 27.54

The frequency stability shall be sufficient to ensure that the fundamental emissions stay within the authorized bands of operation.

The test conditions are:

- (a) The temperature is varied from -30°C to +50°C at intervals of not more than 10°C.
- (b) For hand carried battery powered equipment, the primary supply voltage is reduced to the battery operating end point which shall be specified by the manufacture. The supply voltage shall be measured at the input to the cable normally provided with the equipment, or at the power supply terminals if cables are not normally provided.

5.4.2 Test Setup

The section 4.4.1 (Diagram 1) test setup description was used for this test. The photo of test setup please refer to ANNEX B.

5.4.3 Test Procedure

1. The test is performed in a Temperature Chamber.
2. The EUT is configured as MS + DC Power Supply.

Note: Reference test setup 4.4.2 (Diagram 2).

5.4.4 Test Result

Please refer to ANNEX A.4.

5.5 Spurious Emission at Antenna Terminals

5.5.1 Limit

FCC §2.1051 & 22.917(a) & 24.238(a) & 27.53(h) & 27.53(m)

IC RSS-Gen 4.9 & RSS-132 4.3 & RSS-133 6.5 & RSS-139 6.5 & RSS-199 4.6

The power of any emission outside of the authorized operating frequency ranges must be attenuated below the transmitting power (P) by a factor of at least $43+10*\log(P)$ dB. This calculated to be -13 dBm.

Except as otherwise specified below, for operations in the 1695-1710 MHz, 1710-1755 MHz, 1755-1780 MHz, 1915-1920 MHz, 1995-2000 MHz, 2000-2020 MHz, 2110-2155 MHz, 2155-2180 MHz, and 2180-2200 bands, the power of any emission outside a licensee's frequency block shall be attenuated below the transmitter power (P) in watts by at least $43 + 10 \log_{10} (P)$ dB.

FCC § 27.53(m)

IC RSS-199 4.6

For mobile digital stations, the attenuation factor shall be not less than:

- $40+10\log P$ dB (-10 dBm, 100 nW) on all frequencies between the channel edge and 5 MHz from the channel edge.
- $43+10\log P$ dB (-13 dBm, 50 nW) on all frequencies between 5 MHz and X MHz from the channel edge,
- $55+10\log P$ dB (-25 dBm, 3 nW) on all frequencies more than X MHz from the channel edge, where X is the greater of 6 MHz or the actual emission bandwidth (26 dB).

5.5.2 Test Setup

The section 4.4.1 (Diagram 1) test setup description was used for this test. The photo of test setup please refer to ANNEX B.

5.5.3 Test Procedure

The level of the carrier and the various conducted spurious and harmonic frequencies is measured by means of a calibrated spectrum analyzer. The spectrum is scanned from the lowest frequency generated in the equipment up to a frequency including its 10th harmonic. On any frequency outside a licensee's frequency block, the power of any emission shall be attenuated below the transmitter power (P) by at least $43 + 10 \log(P)$ dB. Compliance with these provisions is based on the use of measurement instrumentation employing a resolution bandwidth of 1 MHz or greater. However, in the 1 MHz bands immediately outside and adjacent to the frequency block a resolution bandwidth of at least one percent of the emission bandwidth of the fundamental emission of the transmitter may be employed. The emission bandwidth is defined as the width of the signal between two points, one below the carrier center frequency and one above the carrier center frequency, outside of which all emission are attenuated at least 26 dB below the transmitter power.

Note: Reference test setup 4.4.1 (Diagram 1).

5.5.4 Test Result

Please refer to ANNEX A.5.

5.6 Band Edge

5.6.1 Limit

FCC § 2.1051 & 22.917(b) & 24.238(b) & 27.53(h) & 27.53(m)

IC RSS-132 4.5 & RSS-133 6.5 & RSS-139 6.5 & RSS-199 4.6

The power of any emission outside of the authorized operating frequency must be attenuated below the transmitting (P) by a factor of at least $43+10\log(P)$ dB.

In the 1 MHz bands immediately outside and adjacent to the frequency block a resolution bandwidth of at least one percent of the emission bandwidth (26 dB emission bandwidth) of the fundamental emission of the transmitter may be employed.

For mobile digital stations, the attenuation factor shall be not less than $40 + 10 \log (P)$ dB on all frequencies between the channel edge and 5 megahertz from the channel edge, $43 + 10 \log (P)$ dB on all frequencies between 5 megahertz and X megahertz from the channel edge, and $55 + 10 \log (P)$ dB on all frequencies more than X megahertz from the channel edge, where X is the greater of 6 megahertz or the actual emission bandwidth as defined in paragraph (m)(6) of this section. In addition, the attenuation factor shall not be less than $43 + 10 \log (P)$ dB on all frequencies between 2490.5 MHz and 2496 MHz and $55 + 10 \log (P)$ dB at or below 2490.5 MHz. Mobile Satellite Service licensees operating on frequencies below 2495 MHz may also submit a documented interference complaint against BRS licensees operating on channel BRS Channel 1 on the same terms and conditions as adjacent channel BRS or EBS licensees.

5.6.2 Test Setup

The section 4.4.1 (Diagram 1) test setup description was used for this test. The photo of test setup please refer to ANNEX B.

5.6.3 Test Procedure

The EUT, which is powered by the Battery, is coupled to the Spectrum Analyzer (SA) and the System Simulator (SS) with Attenuators through the Power Splitter; the RF load attached to the EUT antenna terminal is 50 Ohm; the path loss as the factor is calibrated to correct the reading.

1. The RF output of the transmitter was connected to the input of the spectrum analyzer through sufficient attenuation.
2. The center of the spectrum analyzer was set to block edge frequency.

Note: Reference test setup 4.4.1 (Diagram 1).

5.6.4 Test Result

Please refer to ANNEX A.6.

5.7 Field Strength of Spurious Radiation

5.7.1 Limit

FCC § 2.1053 & 22.917 & 24.238

IC RSS-Gen 4.9 & RSS-132 4.5 & RSS-133 6.5 & RSS-139 6.6

The power of any emission outside of the authorized operating frequency ranges must be attenuated below the transmitting power (P) by a factor of at least $43+10*\log(P)$ dB. This calculated to be -13 dBm.

FCC § 27.53(h)

(1) General protection levels. Except as otherwise specified below, for operations in the 1695-1710 MHz, 1710-1755 MHz, 1755-1780 MHz, 1915-1920 MHz, 1995-2000 MHz, 2000-2020 MHz, 2110-2155 MHz, 2155-2180 MHz, and 2180-2200 bands, the power of any emission outside a licensee's frequency block shall be attenuated below the transmitter power (P) in watts by at least $43 + 10 \log_{10}(P)$ dB.

(2) Additional protection levels. Notwithstanding the foregoing paragraph (h)(1) of this section:

(i) Operations in the 2180-2200 MHz band are subject to the out-of-band emission requirements set forth in § 27.1134 for the protection of federal government operations operating in the 2200-2290 MHz band.

(ii) For operations in the 2000-2020 MHz band, the power of any emissions below 2000 MHz shall be attenuated below the transmitter power (P) in watts by at least $70 + 10 \log_{10}(P)$ dB.

(iii) For operations in the 1915-1920 MHz band, the power of any emission between 1930-1995 MHz shall be attenuated below the transmitter power (P) in watts by at least $70 + 10 \log_{10}(P)$ dB.

(iv) For operations in the 1995-2000 MHz band, the power of any emission between 2005-2020 MHz shall be attenuated below the transmitter power (P) in watts by at least $70 + 10 \log_{10}(P)$ dB.

FCC § 27.53(m)

IC RSS-199 4.6

For mobile digital stations, the attenuation factor shall be not less than:

- $40+10\log P$ dB (-10 dBm, 100 nW) on all frequencies between the channel edge and 5 MHz from the channel edge.
- $43+10\log P$ dB (-13 dBm, 50 nW) on all frequencies between 5 MHz and X MHz from the channel edge,
- $55+10\log P$ dB (-25 dBm, 3 nW) on all frequencies more than X MHz from the channel edge, where X is the greater of 6 MHz or the actual emission bandwidth (26 dB).

5.7.2 Test Setup

The section 4.4.1 (Diagram 1) test setup description was used for this test. The photo of test setup please refer to ANNEX B.

5.7.3 Test Procedure

1. On a test site, the EUT shall be placed at 80cm height on a turn table, and in the position close to normal use as declared by the applicant.
2. The test antenna shall be oriented initially for vertical polarization located 3 m from EUT to correspond to

the fundamental frequency of the transmitter.

3. The output of the test antenna shall be connected to the measuring receiver and the peak detector is used for the measurement.
4. During the measurement of the EUT, the resolution bandwidth was to 1 MHz and the average bandwidth was set to 1 MHz.
5. The transmitter shall be switched on; the measuring receiver shall be tuned to the frequency of the transmitter under test.
6. The test antenna shall be raised and lowered through the specified range of height until the maximum signal level is detected by the measuring receiver.
7. The transmitter shall be rotated through 360° in the horizontal plane, until the maximum signal level is detected by the measuring receiver.
8. The test antenna shall be raised and lowered again through the specified range of height until the maximum signal level is detected by the measuring receiver.
9. The maximum signal level detected by the measuring receiver shall be noted.
10. The EUT was replaced by half-wave dipole (824 ~ 849 MHz) or horn antenna (1 850 ~ 1 910 MHz) connected to a signal generator.
11. In necessary, the input attenuator setting on the measuring receiver shall be adjusted in order to increase the sensitivity of the measuring receiver.
12. The test antenna shall be raised and lowered through the specified range of height to ensure that the maximum signal is received.
13. The input signal to the substitution antenna shall be adjusted to the level that produces a level detected by the measuring receiver, which is equal to the level noted while the transmitter radiated power was measured, corrected for the change of input attenuator setting of the measuring receiver.
14. The input level to the substitution antenna shall be recorded as power level in dBm, corrected for any change of input attenuator setting of the measuring receiver.
15. The measurement shall be repeated with the test antenna and the substitution antenna orientated for horizontal polarization.

Note: Reference test setup 4.4.3 and 4.4.4 (Diagram 3, 4)

5.7.4 Test Result

Please refer to ANNEX A.7.

ANNEX A TEST RESULT

A.1 Transmitter Radiated Power (EIRP/ERP)

GSM Mode Test Data

Test Band	Test Channel	Conducted Output Peak Power (dBm)	Antenna Gain (dBi)	Antenna Gain (dBd)	ERP (dBm)	ERP (W)	Limit (W)	Verdict
GSM 850	LCH	33.22	0	-2.15	31.07	1.28	7.00	Pass
	MCH	33.55	0	-2.15	31.40	1.38	7.00	Pass
	HCH	33.71	0	-2.15	31.56	1.43	7.00	Pass
GPRS 850	LCH	33.31	0	-2.15	31.16	1.31	7.00	Pass
	MCH	33.55	0	-2.15	31.40	1.38	7.00	Pass
	HCH	33.71	0	-2.15	31.56	1.43	7.00	Pass
EGPRS 850	LCH	30.11	0	-2.15	27.96	0.63	7.00	Pass
	MCH	30.21	0	-2.15	28.06	0.64	7.00	Pass
	HCH	30.27	0	-2.15	28.12	0.65	7.00	Pass

Test Band	Test Channel	Conducted Output Peak Power (dBm)	Antenna Gain (dBi)	EIRP (dBm)	EIRP (W)	Limit (W)	Verdict
GSM 1900	LCH	31.00	0	31.00	1.26	2.00	Pass
	MCH	31.07	0	31.07	1.28	2.00	Pass
	HCH	31.14	0	31.14	1.30	2.00	Pass
GPRS 1900	LCH	31.11	0	31.11	1.29	2.00	Pass
	MCH	31.14	0	31.14	1.30	2.00	Pass
	HCH	31.13	0	31.13	1.30	2.00	Pass
EGPRS 1900	LCH	28.71	0	28.71	0.74	2.00	Pass
	MCH	28.64	0	28.64	0.73	2.00	Pass
	HCH	28.57	0	28.57	0.72	2.00	Pass

Note 1: For the GPRS and EGPRS mode, all the slots were tested and just the worst data was record in this table.

Note 2: $ERP/EIRP = P_{Meas} + GT - LC$

ERP/EIRP = effective or equivalent radiated power, respectively (expressed in the same units as P_{Meas} , typically dBW or dBm);

P_{Meas} = measured transmitter output power or PSD, in dBm or dBW;

GT = gain of the transmitting antenna, in dBd (ERP) or dBi (EIRP);

LC = signal attenuation in the connecting cable between the transmitter and antenna, in dB.

$ERP = EIRP - 2.15$; where ERP and EIRP are expressed in consistent units.

GPRS Conducted output power

Band	Channel	Conducted Output Peak Power							
		Slot 1 (dBm)	Slot 1 (W)	Slot 2 (dBm)	Slot 2 (W)	Slot 3 (dBm)	Slot 3 (W)	Slot 4 (dBm)	Slot 4 (W)
GPRS 850	LCH	33.31	2.14	31.27	1.34	29.48	0.89	28.07	0.64
	MCH	33.55	2.26	31.55	1.43	29.72	0.94	28.31	0.68
	HCH	33.71	2.35	31.73	1.49	29.97	0.99	28.53	0.71
GPRS 1900	LCH	31.11	1.29	28.46	0.70	27.21	0.53	25.70	0.37
	MCH	31.14	1.30	28.37	0.69	27.20	0.52	25.60	0.36
	HCH	31.13	1.30	28.40	0.69	27.30	0.54	25.41	0.35

EGPRS Conducted output power

Band	Channel	Conducted Output Peak Power							
		Slot 1 (dBm)	Slot 1 (W)	Slot 2 (dBm)	Slot 2 (W)	Slot 3 (dBm)	Slot 3 (W)	Slot 4 (dBm)	Slot 4 (W)
EGPRS 850	LCH	30.11	1.03	27.93	0.62	26.24	0.42	25.38	0.35
	MCH	30.21	1.05	28.03	0.64	26.31	0.43	25.65	0.37
	HCH	30.27	1.06	28.08	0.64	26.31	0.43	25.88	0.39
EGPRS 1900	LCH	28.71	0.74	27.44	0.55	26.10	0.41	24.96	0.31
	MCH	28.64	0.73	27.26	0.53	26.02	0.40	24.87	0.31
	HCH	28.57	0.72	27.15	0.52	25.96	0.39	24.76	0.30

WCDMA Mode Test data:

Test Band	Test Channel	Conducted Output Average Power (dBm)	Antenna Gain (dBi)	EIRP (dBm)	EIRP (W)	Limit (W)	Verdict
WCDMA Band 2	LCH	23.41	0	23.41	0.22	2.00	Pass
	MCH	23.48	0	23.48	0.22	2.00	Pass
	HCH	23.55	0	23.55	0.23	2.00	Pass
HSDPA Band 2	LCH	22.43	0	22.43	0.17	2.00	Pass
	MCH	22.61	0	22.61	0.18	2.00	Pass
	HCH	22.62	0	22.62	0.18	2.00	Pass
HSUPA Band 2	LCH	22.47	0	22.47	0.18	2.00	Pass
	MCH	22.43	0	22.43	0.17	2.00	Pass
	HCH	22.50	0	22.50	0.18	2.00	Pass

Test Band	Test Channel	Conducted Output Average Power (dBm)	Antenna Gain (dBi)	EIRP (dBm)	EIRP (W)	Limit (W)	Verdict
WCDMA Band 4	LCH	23.84	0	23.84	0.24	2.00	Pass
	MCH	24.04	0	24.04	0.25	2.00	Pass
	HCH	23.91	0	23.91	0.25	2.00	Pass
HSDPA Band 4	LCH	22.93	0	22.93	0.20	2.00	Pass
	MCH	23.03	0	23.03	0.20	2.00	Pass
	HCH	22.93	0	22.93	0.20	2.00	Pass
HSUPA Band 4	LCH	22.82	0	22.82	0.19	2.00	Pass
	MCH	23.08	0	23.08	0.20	2.00	Pass
	HCH	22.76	0	22.76	0.19	2.00	Pass

Test Band	Test Channel	Conducted Output Average Power (dBm)	Antenna Gain (dBi)	Antenna Gain (dBd)	ERP (dBm)	ERP (W)	Limit (W)	Verdict
WCDMA Band 5	LCH	22.67	0	-2.15	20.52	0.11	7.00	Pass
	MCH	22.81	0	-2.15	20.66	0.12	7.00	Pass
	HCH	22.79	0	-2.15	20.64	0.12	7.00	Pass
HSDPA Band 5	LCH	21.77	0	-2.15	19.62	0.09	7.00	Pass
	MCH	21.88	0	-2.15	19.73	0.09	7.00	Pass
	HCH	21.75	0	-2.15	19.60	0.09	7.00	Pass
HSUPA Band 5	LCH	21.63	0	-2.15	19.48	0.09	7.00	Pass
	MCH	21.93	0	-2.15	19.78	0.10	7.00	Pass
	HCH	21.87	0	-2.15	19.72	0.09	7.00	Pass

Note 2: For the HSDPA and HSUPA mode, all the subtests were tested and just the worst data was record in this table.

Note 2: $ERP/EIRP = P_{Meas} + GT - LC$

ERP/EIRP = effective or equivalent radiated power, respectively (expressed in the same units as P_{Meas} , typically dBW or dBm);

P_{Meas} = measured transmitter output power or PSD, in dBm or dBW;

GT = gain of the transmitting antenna, in dBd (ERP) or dBi (EIRP);

LC = signal attenuation in the connecting cable between the transmitter and antenna, in dB.

$ERP = EIRP - 2.15$; where ERP and EIRP are expressed in consistent units.

HSDPA Conducted output power

Band	Channel	Conducted Output Average Power (dBm)							
		Subtest 1(dBm)	Subtest 1(W)	Subtest 2(dBm)	Subtest 2(W)	Subtest 3(dBm)	Subtest 3(W)	Subtest 4(dBm)	Subtest 4(W)
HSDPA Band 2	LCH	22.43	0.17	22.43	0.17	22.01	0.16	21.97	0.16
	MCH	22.61	0.18	22.58	0.18	22.09	0.16	22.09	0.16
	HCH	22.62	0.18	22.70	0.19	22.12	0.16	22.13	0.16
HSDPA Band 4	LCH	22.93	0.20	22.92	0.20	22.43	0.17	22.44	0.18
	MCH	23.03	0.20	23.01	0.20	22.45	0.18	22.42	0.17
	HCH	22.93	0.20	22.77	0.19	22.45	0.18	22.44	0.18
HSDPA Band 5	LCH	21.77	0.15	21.80	0.15	21.30	0.13	21.28	0.13
	MCH	21.88	0.15	21.88	0.15	21.38	0.14	21.37	0.14
	HCH	21.75	0.15	21.68	0.15	21.32	0.14	21.31	0.14

HSUPA Conducted output power

Band	Channel	Conducted Output Average Power									
		Subtest 1(dBm)	Subtest 1(W)	Subtest 2(dBm)	Subtest 2(W)	Subtest 3(dBm)	Subtest 3(W)	Subtest 4(dBm)	Subtest 4(W)	Subtest 5(dBm)	Subtest 5(W)
HSUPA Band 2	LCH	21.95	0.16	20.96	0.12	21.25	0.13	21.80	0.15	22.47	0.18
	MCH	21.89	0.15	21.31	0.14	21.51	0.14	21.58	0.14	22.43	0.17
	HCH	22.61	0.18	21.40	0.14	21.65	0.15	21.62	0.15	22.50	0.18
HSUPA Band 4	LCH	22.85	0.19	21.66	0.15	21.88	0.15	21.93	0.16	22.82	0.19
	MCH	22.75	0.19	21.40	0.14	21.55	0.14	21.76	0.15	23.08	0.20
	HCH	22.63	0.18	21.42	0.14	21.84	0.15	22.53	0.18	22.76	0.19
HSUPA Band 5	LCH	21.33	0.14	20.33	0.11	20.65	0.12	21.09	0.13	21.63	0.15
	MCH	21.55	0.14	20.43	0.11	20.81	0.12	21.38	0.14	21.93	0.16
	HCH	21.66	0.15	20.24	0.11	19.94	0.10	20.63	0.12	21.87	0.15

LTE Mode Test data:

Test Band	Test Model	Test Bandwidth	Test Channel	Test RB (Size#Offset)	Conducted Output Average Power (dBm)	Antenna Gain (dBi)	EIRP (dBm)	EIRP (W)	Limit (W)	Verdict
Band 2	QPSK	1.4 MHz	LCH	RB1#0	22.19	0	22.19	0.17	2.00	Pass
				RB1#3	22.15	0	22.15	0.16	2.00	Pass
				RB1#5	22.20	0	22.20	0.17	2.00	Pass
				RB3#0	22.25	0	22.25	0.17	2.00	Pass
				RB3#2	22.22	0	22.22	0.17	2.00	Pass
				RB3#3	22.27	0	22.27	0.17	2.00	Pass
				RB6#0	21.22	0	21.22	0.13	2.00	Pass
			MCH	RB1#0	22.61	0	22.61	0.18	2.00	Pass
				RB1#3	22.60	0	22.60	0.18	2.00	Pass
				RB1#5	22.69	0	22.69	0.19	2.00	Pass
				RB3#0	22.68	0	22.68	0.19	2.00	Pass
				RB3#2	22.61	0	22.61	0.18	2.00	Pass
				RB3#3	22.70	0	22.70	0.19	2.00	Pass
				RB6#0	21.64	0	21.64	0.15	2.00	Pass
			HCH	RB1#0	22.37	0	22.37	0.17	2.00	Pass
				RB1#3	22.39	0	22.39	0.17	2.00	Pass
				RB1#5	22.28	0	22.28	0.17	2.00	Pass
				RB3#0	22.33	0	22.33	0.17	2.00	Pass
				RB3#2	22.36	0	22.36	0.17	2.00	Pass
				RB3#3	22.29	0	22.29	0.17	2.00	Pass
				RB6#0	21.42	0	21.42	0.14	2.00	Pass
		3 MHz	LCH	RB1#0	22.31	0	22.31	0.17	2.00	Pass
				RB1#7	22.27	0	22.27	0.17	2.00	Pass
				RB1#14	22.33	0	22.33	0.17	2.00	Pass
				RB8#0	21.17	0	21.17	0.13	2.00	Pass
				RB8#4	21.17	0	21.17	0.13	2.00	Pass
				RB8#7	21.29	0	21.29	0.13	2.00	Pass
				RB15#0	21.25	0	21.25	0.13	2.00	Pass
			MCH	RB1#0	22.61	0	22.61	0.18	2.00	Pass
				RB1#7	22.58	0	22.58	0.18	2.00	Pass
				RB1#14	22.66	0	22.66	0.18	2.00	Pass
				RB8#0	21.55	0	21.55	0.14	2.00	Pass
				RB8#4	21.61	0	21.61	0.14	2.00	Pass
				RB8#7	21.62	0	21.62	0.15	2.00	Pass
				RB15#0	21.58	0	21.58	0.14	2.00	Pass
			HCH	RB1#0	22.48	0	22.48	0.18	2.00	Pass
RB1#7	22.43	0		22.43	0.17	2.00	Pass			
RB1#14	22.34	0		22.34	0.17	2.00	Pass			
RB8#0	21.53	0		21.53	0.14	2.00	Pass			
RB8#4	21.51	0		21.51	0.14	2.00	Pass			

Test Band	Test Model	Test Bandwidth	Test Channel	Test RB (Size#Offset)	Conducted Output Average Power (dBm)	Antenna Gain (dBi)	EIRP (dBm)	EIRP (W)	Limit (W)	Verdict
				RB8#7	21.49	0	21.49	0.14	2.00	Pass
				RB15#0	21.52	0	21.52	0.14	2.00	Pass
		5 MHz	LCH	RB1#0	22.17	0	22.17	0.16	2.00	Pass
				RB1#13	22.21	0	22.21	0.17	2.00	Pass
				RB1#24	22.36	0	22.36	0.17	2.00	Pass
				RB12#0	21.24	0	21.24	0.13	2.00	Pass
				RB12#6	21.32	0	21.32	0.14	2.00	Pass
				RB12#13	21.41	0	21.41	0.14	2.00	Pass
				RB25#0	21.28	0	21.28	0.13	2.00	Pass
				MCH	RB1#0	22.36	0	22.36	0.17	2.00
			RB1#13		22.45	0	22.45	0.18	2.00	Pass
			RB1#24		22.47	0	22.47	0.18	2.00	Pass
			RB12#0		21.58	0	21.58	0.14	2.00	Pass
			RB12#6		21.56	0	21.56	0.14	2.00	Pass
			RB12#13		21.63	0	21.63	0.15	2.00	Pass
			HCH	RB25#0	21.64	0	21.64	0.15	2.00	Pass
				RB1#0	22.49	0	22.49	0.18	2.00	Pass
				RB1#13	22.53	0	22.53	0.18	2.00	Pass
				RB1#24	22.35	0	22.35	0.17	2.00	Pass
				RB12#0	21.55	0	21.55	0.14	2.00	Pass
		RB12#6		21.50	0	21.50	0.14	2.00	Pass	
		10 MHz	LCH	RB12#13	21.50	0	21.50	0.14	2.00	Pass
				RB25#0	21.50	0	21.50	0.14	2.00	Pass
				RB1#0	22.40	0	22.40	0.17	2.00	Pass
				RB1#25	22.53	0	22.53	0.18	2.00	Pass
				RB1#49	22.53	0	22.53	0.18	2.00	Pass
				RB25#0	21.37	0	21.37	0.14	2.00	Pass
				RB25#13	21.51	0	21.51	0.14	2.00	Pass
			MCH	RB25#25	21.55	0	21.55	0.14	2.00	Pass
				RB50#0	21.54	0	21.54	0.14	2.00	Pass
				RB1#0	22.56	0	22.56	0.18	2.00	Pass
				RB1#25	22.59	0	22.59	0.18	2.00	Pass
RB1#49	22.72			0	22.72	0.19	2.00	Pass		
RB25#0	21.60			0	21.60	0.14	2.00	Pass		
RB25#13	21.67			0	21.67	0.15	2.00	Pass		
HCH	RB25#25		21.69	0	21.69	0.15	2.00	Pass		
	RB50#0		21.59	0	21.59	0.14	2.00	Pass		
	RB1#0	22.28	0	22.28	0.17	2.00	Pass			
	RB1#25	22.38	0	22.38	0.17	2.00	Pass			
				RB1#49	22.35	0	22.35	0.17	2.00	Pass
				RB25#0	21.43	0	21.43	0.14	2.00	Pass

Test Band	Test Model	Test Bandwidth	Test Channel	Test RB (Size#Offset)	Conducted Output Average Power (dBm)	Antenna Gain (dBi)	EIRP (dBm)	EIRP (W)	Limit (W)	Verdict
		15 MHz		RB25#13	21.51	0	21.51	0.14	2.00	Pass
				RB25#25	21.52	0	21.52	0.14	2.00	Pass
				RB50#0	21.47	0	21.47	0.14	2.00	Pass
			LCH	RB1#0	22.30	0	22.30	0.17	2.00	Pass
				RB1#38	22.43	0	22.43	0.17	2.00	Pass
				RB1#74	22.60	0	22.60	0.18	2.00	Pass
				RB36#0	21.54	0	21.54	0.14	2.00	Pass
				RB36#19	21.55	0	21.55	0.14	2.00	Pass
				RB36#39	21.59	0	21.59	0.14	2.00	Pass
		RB75#0		21.63	0	21.63	0.15	2.00	Pass	
		MCH		RB1#0	22.61	0	22.61	0.18	2.00	Pass
				RB1#38	22.63	0	22.63	0.18	2.00	Pass
			RB1#74	22.72	0	22.72	0.19	2.00	Pass	
			RB36#0	21.59	0	21.59	0.14	2.00	Pass	
			RB36#19	21.65	0	21.65	0.15	2.00	Pass	
			RB36#39	21.71	0	21.71	0.15	2.00	Pass	
		HCH	RB75#0	21.63	0	21.63	0.15	2.00	Pass	
			RB1#0	22.92	0	22.92	0.20	2.00	Pass	
			RB1#38	22.35	0	22.35	0.17	2.00	Pass	
			RB1#74	22.38	0	22.38	0.17	2.00	Pass	
			RB36#0	21.50	0	21.50	0.14	2.00	Pass	
			RB36#19	21.43	0	21.43	0.14	2.00	Pass	
			RB36#39	21.46	0	21.46	0.14	2.00	Pass	
		20 MHz	LCH	RB75#0	0	21.41	0.14	2.00	Pass	
				RB1#0	22.23	0	22.23	0.17	2.00	Pass
				RB1#50	22.42	0	22.42	0.17	2.00	Pass
				RB1#99	22.62	0	22.62	0.18	2.00	Pass
				RB50#0	21.51	0	21.51	0.14	2.00	Pass
				RB50#25	21.50	0	21.50	0.14	2.00	Pass
				RB50#50	21.63	0	21.63	0.15	2.00	Pass
			MCH	RB100#0	21.51	0	21.51	0.14	2.00	Pass
				RB1#0	22.60	0	22.60	0.18	2.00	Pass
				RB1#50	22.59	0	22.59	0.18	2.00	Pass
				RB1#99	22.66	0	22.66	0.18	2.00	Pass
				RB50#0	21.60	0	21.60	0.14	2.00	Pass
				RB50#25	21.64	0	21.64	0.15	2.00	Pass
RB50#50	21.68			0	21.68	0.15	2.00	Pass		
HCH	RB100#0		21.65	0	21.65	0.15	2.00	Pass		
	RB1#0		22.75	0	22.75	0.19	2.00	Pass		
	RB1#50		22.25	0	22.25	0.17	2.00	Pass		
	RB1#99		22.07	0	22.07	0.16	2.00	Pass		

Test Band	Test Model	Test Bandwidth	Test Channel	Test RB (Size#Offset)	Conducted Output Average Power (dBm)	Antenna Gain (dBi)	EIRP (dBm)	EIRP (W)	Limit (W)	Verdict			
				RB50#0	21.86	0	21.86	0.15	2.00	Pass			
				RB50#25	21.46	0	21.46	0.14	2.00	Pass			
				RB50#50	21.30	0	21.30	0.13	2.00	Pass			
				RB100#0	21.51	0	21.51	0.14	2.00	Pass			
	16-QAM	1.4 MHz	LCH		RB1#0	21.26	0	21.26	0.13	2.00	Pass		
					RB1#3	21.23	0	21.23	0.13	2.00	Pass		
					RB1#5	21.29	0	21.29	0.13	2.00	Pass		
					RB3#0	21.16	0	21.16	0.13	2.00	Pass		
					RB3#2	21.14	0	21.14	0.13	2.00	Pass		
					RB3#3	21.16	0	21.16	0.13	2.00	Pass		
					RB6#0	20.21	0	20.21	0.10	2.00	Pass		
					MCH		RB1#0	21.83	0	21.83	0.15	2.00	Pass
							RB1#3	21.78	0	21.78	0.15	2.00	Pass
							RB1#5	21.79	0	21.79	0.15	2.00	Pass
							RB3#0	21.58	0	21.58	0.14	2.00	Pass
							RB3#2	21.56	0	21.56	0.14	2.00	Pass
							RB3#3	21.56	0	21.56	0.14	2.00	Pass
					HCH		RB6#0	20.40	0	20.40	0.11	2.00	Pass
			RB1#0	21.43			0	21.43	0.14	2.00	Pass		
			RB1#3	21.45			0	21.45	0.14	2.00	Pass		
			RB1#5	21.39			0	21.39	0.14	2.00	Pass		
			RB3#0	21.57			0	21.57	0.14	2.00	Pass		
			RB3#2	21.61			0	21.61	0.14	2.00	Pass		
			3 MHz	LCH		RB3#3	21.52	0	21.52	0.14	2.00	Pass	
						RB6#0	20.64	0	20.64	0.12	2.00	Pass	
						RB1#0	21.07	0	21.07	0.13	2.00	Pass	
						RB1#7	21.03	0	21.03	0.13	2.00	Pass	
						RB1#14	21.11	0	21.11	0.13	2.00	Pass	
						RB8#0	20.17	0	20.17	0.10	2.00	Pass	
						RB8#4	20.16	0	20.16	0.10	2.00	Pass	
				MCH		RB8#7	20.20	0	20.20	0.10	2.00	Pass	
						RB15#0	20.16	0	20.16	0.10	2.00	Pass	
RB1#0	21.72	0				21.72	0.15	2.00	Pass				
RB1#7	21.75	0				21.75	0.15	2.00	Pass				
RB1#14	21.81	0				21.81	0.15	2.00	Pass				
RB8#0	20.56	0				20.56	0.11	2.00	Pass				
RB8#4	20.57	0				20.57	0.11	2.00	Pass				
HCH		RB8#7	20.60	0	20.60	0.11	2.00	Pass					
		RB15#0	20.53	0	20.53	0.11	2.00	Pass					
			RB1#0	21.56	0	21.56	0.14	2.00	Pass				
			RB1#7	21.53	0	21.53	0.14	2.00	Pass				

Test Band	Test Model	Test Bandwidth	Test Channel	Test RB (Size#Offset)	Conducted Output Average Power (dBm)	Antenna Gain (dBi)	EIRP (dBm)	EIRP (W)	Limit (W)	Verdict
		5 MHz		RB1#14	21.44	0	21.44	0.14	2.00	Pass
				RB8#0	20.56	0	20.56	0.11	2.00	Pass
				RB8#4	20.63	0	20.63	0.12	2.00	Pass
				RB8#7	20.53	0	20.53	0.11	2.00	Pass
				RB15#0	20.50	0	20.50	0.11	2.00	Pass
			LCH	RB1#0	20.96	0	20.96	0.12	2.00	Pass
				RB1#13	21.02	0	21.02	0.13	2.00	Pass
				RB1#24	21.20	0	21.20	0.13	2.00	Pass
				RB12#0	20.17	0	20.17	0.10	2.00	Pass
				RB12#6	20.18	0	20.18	0.10	2.00	Pass
				RB12#13	20.34	0	20.34	0.11	2.00	Pass
				RB25#0	20.27	0	20.27	0.11	2.00	Pass
			MCH	RB1#0	21.68	0	21.68	0.15	2.00	Pass
				RB1#13	21.71	0	21.71	0.15	2.00	Pass
				RB1#24	21.71	0	21.71	0.15	2.00	Pass
		RB12#0		20.52	0	20.52	0.11	2.00	Pass	
		RB12#6		20.54	0	20.54	0.11	2.00	Pass	
		RB12#13		20.59	0	20.59	0.11	2.00	Pass	
		HCH	RB25#0	20.57	0	20.57	0.11	2.00	Pass	
			RB1#0	21.57	0	21.57	0.14	2.00	Pass	
			RB1#13	21.60	0	21.60	0.14	2.00	Pass	
			RB1#24	21.46	0	21.46	0.14	2.00	Pass	
			RB12#0	20.61	0	20.61	0.12	2.00	Pass	
			RB12#6	20.56	0	20.56	0.11	2.00	Pass	
			RB12#13	20.58	0	20.58	0.11	2.00	Pass	
		10 MHz	LCH	RB25#0	0	20.47	0.11	2.00	Pass	
				RB1#0	21.14	0	21.14	0.13	2.00	Pass
				RB1#25	21.29	0	21.29	0.13	2.00	Pass
				RB1#49	21.31	0	21.31	0.14	2.00	Pass
				RB25#0	20.27	0	20.27	0.11	2.00	Pass
				RB25#13	20.46	0	20.46	0.11	2.00	Pass
				RB25#25	20.48	0	20.48	0.11	2.00	Pass
			MCH	RB50#0	20.46	0	20.46	0.11	2.00	Pass
RB1#0	21.70			0	21.70	0.15	2.00	Pass		
RB1#25	21.76			0	21.76	0.15	2.00	Pass		
RB1#49	21.83			0	21.83	0.15	2.00	Pass		
RB25#0	20.54			0	20.54	0.11	2.00	Pass		
RB25#13	20.55			0	20.55	0.11	2.00	Pass		
RB25#25	20.62			0	20.62	0.12	2.00	Pass		
HCH	RB50#0		20.58	0	20.58	0.11	2.00	Pass		
RB1#0	21.37	0	21.37	0.14	2.00	Pass				

Test Band	Test Model	Test Bandwidth	Test Channel	Test RB (Size#Offset)	Conducted Output Average Power (dBm)	Antenna Gain (dBi)	EIRP (dBm)	EIRP (W)	Limit (W)	Verdict
		15 MHz		RB1#25	21.44	0	21.44	0.14	2.00	Pass
				RB1#49	21.42	0	21.42	0.14	2.00	Pass
				RB25#0	20.54	0	20.54	0.11	2.00	Pass
				RB25#13	20.63	0	20.63	0.12	2.00	Pass
				RB25#25	20.63	0	20.63	0.12	2.00	Pass
				RB50#0	20.53	0	20.53	0.11	2.00	Pass
			LCH	RB1#0	21.08	0	21.08	0.13	2.00	Pass
				RB1#38	21.26	0	21.26	0.13	2.00	Pass
				RB1#74	21.43	0	21.43	0.14	2.00	Pass
				RB36#0	20.43	0	20.43	0.11	2.00	Pass
				RB36#19	20.43	0	20.43	0.11	2.00	Pass
				RB36#39	20.46	0	20.46	0.11	2.00	Pass
		MCH	RB75#0	20.53	0	20.53	0.11	2.00	Pass	
			RB1#0	21.75	0	21.75	0.15	2.00	Pass	
			RB1#38	21.77	0	21.77	0.15	2.00	Pass	
			RB1#74	21.83	0	21.83	0.15	2.00	Pass	
			RB36#0	20.55	0	20.55	0.11	2.00	Pass	
			RB36#19	20.60	0	20.60	0.11	2.00	Pass	
		HCH	RB36#39	20.66	0	20.66	0.12	2.00	Pass	
			RB75#0	20.61	0	20.61	0.12	2.00	Pass	
			RB1#0	22.24	0	22.24	0.17	2.00	Pass	
			RB1#38	21.65	0	21.65	0.15	2.00	Pass	
			RB1#74	21.69	0	21.69	0.15	2.00	Pass	
			RB36#0	20.50	0	20.50	0.11	2.00	Pass	
		20 MHz	LCH	RB36#19	20.44	0	20.44	0.11	2.00	Pass
				RB36#39	20.45	0	20.45	0.11	2.00	Pass
				RB75#0	20.44	0	20.44	0.11	2.00	Pass
				RB1#0	21.39	0	21.39	0.14	2.00	Pass
				RB1#50	21.56	0	21.56	0.14	2.00	Pass
				RB1#99	21.77	0	21.77	0.15	2.00	Pass
			MCH	RB50#0	20.46	0	20.46	0.11	2.00	Pass
				RB50#25	20.41	0	20.41	0.11	2.00	Pass
				RB50#50	20.56	0	20.56	0.11	2.00	Pass
				RB100#0	20.46	0	20.46	0.11	2.00	Pass
				RB1#0	21.65	0	21.65	0.15	2.00	Pass
				RB1#50	21.65	0	21.65	0.15	2.00	Pass
RB1#99	21.73	0	21.73	0.15	2.00	Pass				
RB50#0	20.49	0	20.49	0.11	2.00	Pass				
RB50#25	20.55	0	20.55	0.11	2.00	Pass				
RB50#50	20.57	0	20.57	0.11	2.00	Pass				
RB100#0	20.56	0	20.56	0.11	2.00	Pass				

Test Band	Test Model	Test Bandwidth	Test Channel	Test RB (Size#Offset)	Conducted Output Average Power (dBm)	Antenna Gain (dBi)	EIRP (dBm)	EIRP (W)	Limit (W)	Verdict
Band 4	QPSK	1.4 MHz	HCH	RB1#0	22.01	0	22.01	0.16	2.00	Pass
				RB1#50	21.63	0	21.63	0.15	2.00	Pass
				RB1#99	21.47	0	21.47	0.14	2.00	Pass
				RB50#0	20.82	0	20.82	0.12	2.00	Pass
				RB50#25	20.46	0	20.46	0.11	2.00	Pass
				RB50#50	20.30	0	20.30	0.11	2.00	Pass
				RB100#0	20.54	0	20.54	0.11	2.00	Pass
		3 MHz	LCH	RB1#0	23.18	0	23.18	0.21	1.00	Pass
				RB1#3	23.17	0	23.17	0.21	1.00	Pass
				RB1#5	23.22	0	23.22	0.21	1.00	Pass
				RB3#0	23.18	0	23.18	0.21	1.00	Pass
				RB3#2	23.19	0	23.19	0.21	1.00	Pass
				RB3#3	23.23	0	23.23	0.21	1.00	Pass
				RB6#0	22.23	0	22.23	0.17	1.00	Pass
			MCH	RB1#0	23.70	0	23.70	0.23	1.00	Pass
				RB1#3	23.70	0	23.70	0.23	1.00	Pass
				RB1#5	23.66	0	23.66	0.23	1.00	Pass
				RB3#0	23.74	0	23.74	0.24	1.00	Pass
				RB3#2	23.67	0	23.67	0.23	1.00	Pass
				RB3#3	23.70	0	23.70	0.23	1.00	Pass
				RB6#0	22.72	0	22.72	0.19	1.00	Pass
			HCH	RB1#0	23.51	0	23.51	0.22	1.00	Pass
				RB1#3	23.43	0	23.43	0.22	1.00	Pass
				RB1#5	23.54	0	23.54	0.23	1.00	Pass
				RB3#0	23.42	0	23.42	0.22	1.00	Pass
				RB3#2	23.42	0	23.42	0.22	1.00	Pass
				RB3#3	23.43	0	23.43	0.22	1.00	Pass
				RB6#0	22.53	0	22.53	0.18	1.00	Pass
LCH	RB1#0	23.41	0	23.41	0.22	1.00	Pass			
	RB1#7	23.33	0	23.33	0.22	1.00	Pass			
	RB1#14	23.35	0	23.35	0.22	1.00	Pass			
	RB8#0	22.26	0	22.26	0.17	1.00	Pass			
	RB8#4	22.29	0	22.29	0.17	1.00	Pass			
	RB8#7	22.28	0	22.28	0.17	1.00	Pass			
	RB15#0	22.30	0	22.30	0.17	1.00	Pass			
	MCH	RB1#0	23.72	0	23.72	0.24	1.00	Pass		
		RB1#7	23.68	0	23.68	0.23	1.00	Pass		
		RB1#14	23.75	0	23.75	0.24	1.00	Pass		
RB8#0		22.69	0	22.69	0.19	1.00	Pass			
RB8#4		22.69	0	22.69	0.19	1.00	Pass			
RB8#7		22.68	0	22.68	0.19	1.00	Pass			

Tes Band	Test Model	Test Bandwidth	Test Channel	Test RB (Size#Offset)	Conducted Output Average Power (dBm)	Antenna Gain (dBi)	EIRP (dBm)	EIRP (W)	Limit (W)	Verdict
		5 MHz	HCH	RB15#0	22.68	0	22.68	0.19	1.00	Pass
				RB1#0	23.57	0	23.57	0.23	1.00	Pass
				RB1#7	23.57	0	23.57	0.23	1.00	Pass
				RB1#14	23.59	0	23.59	0.23	1.00	Pass
				RB8#0	22.56	0	22.56	0.18	1.00	Pass
				RB8#4	22.60	0	22.60	0.18	1.00	Pass
				RB8#7	22.63	0	22.63	0.18	1.00	Pass
				RB15#0	22.63	0	22.63	0.18	1.00	Pass
			LCH	RB1#0	22.66	0	22.66	0.18	1.00	Pass
				RB1#13	22.60	0	22.60	0.18	1.00	Pass
				RB1#24	22.74	0	22.74	0.19	1.00	Pass
				RB12#0	21.62	0	21.62	0.15	1.00	Pass
				RB12#6	21.61	0	21.61	0.14	1.00	Pass
				RB12#13	21.66	0	21.66	0.15	1.00	Pass
				RB25#0	21.61	0	21.61	0.14	1.00	Pass
		MCH		RB1#0	22.96	0	22.96	0.20	1.00	Pass
				RB1#13	22.83	0	22.83	0.19	1.00	Pass
				RB1#24	22.93	0	22.93	0.20	1.00	Pass
				RB12#0	22.06	0	22.06	0.16	1.00	Pass
				RB12#6	22.09	0	22.09	0.16	1.00	Pass
				RB12#13	22.01	0	22.01	0.16	1.00	Pass
		HCH		RB25#0	22.08	0	22.08	0.16	1.00	Pass
				RB1#0	22.91	0	22.91	0.20	1.00	Pass
			RB1#13	23.02	0	23.02	0.20	1.00	Pass	
			RB1#24	23.06	0	23.06	0.20	1.00	Pass	
			RB12#0	21.98	0	21.98	0.16	1.00	Pass	
			RB12#6	22.00	0	22.00	0.16	1.00	Pass	
			RB12#13	22.04	0	22.04	0.16	1.00	Pass	
		10 MHz	LCH	RB25#0	22.02	0	22.02	0.16	1.00	Pass
				RB1#0	22.81	0	22.81	0.19	1.00	Pass
				RB1#25	22.86	0	22.86	0.19	1.00	Pass
				RB1#49	22.86	0	22.86	0.19	1.00	Pass
				RB25#0	21.72	0	21.72	0.15	1.00	Pass
				RB25#13	21.73	0	21.73	0.15	1.00	Pass
				RB25#25	21.83	0	21.83	0.15	1.00	Pass
			RB50#0	21.75	0	21.75	0.15	1.00	Pass	
			MCH	RB1#0	23.03	0	23.03	0.20	1.00	Pass
				RB1#25	22.91	0	22.91	0.20	1.00	Pass
				RB1#49	22.91	0	22.91	0.20	1.00	Pass
				RB25#0	22.05	0	22.05	0.16	1.00	Pass
				RB25#13	22.07	0	22.07	0.16	1.00	Pass

Test Band	Test Model	Test Bandwidth	Test Channel	Test RB (Size#Offset)	Conducted Output Average Power (dBm)	Antenna Gain (dBi)	EIRP (dBm)	EIRP (W)	Limit (W)	Verdict
		15MHz		RB25#25	22.02	0	22.02	0.16	1.00	Pass
				RB50#0	22.05	0	22.05	0.16	1.00	Pass
			HCH	RB1#0	23.00	0	23.00	0.20	1.00	Pass
				RB1#25	22.77	0	22.77	0.19	1.00	Pass
				RB1#49	22.93	0	22.93	0.20	1.00	Pass
				RB25#0	21.98	0	21.98	0.16	1.00	Pass
				RB25#13	21.87	0	21.87	0.15	1.00	Pass
				RB25#25	21.92	0	21.92	0.16	1.00	Pass
				RB50#0	21.96	0	21.96	0.16	1.00	Pass
				LCH	RB1#0	22.84	0	22.84	0.19	1.00
			RB1#38		22.96	0	22.96	0.20	1.00	Pass
			RB1#74		22.84	0	22.84	0.19	1.00	Pass
			RB36#0		21.91	0	21.91	0.16	1.00	Pass
			RB36#19		22.01	0	22.01	0.16	1.00	Pass
			RB36#39		21.97	0	21.97	0.16	1.00	Pass
			RB75#0		21.97	0	21.97	0.16	1.00	Pass
		MCH	RB1#0	23.04	0	23.04	0.20	1.00	Pass	
			RB1#38	22.97	0	22.97	0.20	1.00	Pass	
			RB1#74	22.98	0	22.98	0.20	1.00	Pass	
			RB36#0	22.12	0	22.12	0.16	1.00	Pass	
			RB36#19	22.07	0	22.07	0.16	1.00	Pass	
			RB36#39	22.04	0	22.04	0.16	1.00	Pass	
			RB75#0	22.13	0	22.13	0.16	1.00	Pass	
		HCH	RB1#0	22.92	0	22.92	0.20	1.00	Pass	
			RB1#38	22.79	0	22.79	0.19	1.00	Pass	
			RB1#74	22.80	0	22.80	0.19	1.00	Pass	
			RB36#0	22.02	0	22.02	0.16	1.00	Pass	
			RB36#19	21.89	0	21.89	0.15	1.00	Pass	
			RB36#39	21.79	0	21.79	0.15	1.00	Pass	
			RB75#0	22.01	0	22.01	0.16	1.00	Pass	
		20 MHz	LCH	RB1#0	22.83	0	22.83	0.19	1.00	Pass
				RB1#50	22.89	0	22.89	0.19	1.00	Pass
				RB1#99	22.80	0	22.80	0.19	1.00	Pass
				RB50#0	21.90	0	21.90	0.15	1.00	Pass
				RB50#25	22.04	0	22.04	0.16	1.00	Pass
				RB50#50	21.91	0	21.91	0.16	1.00	Pass
			RB100#0	21.93	0	21.93	0.16	1.00	Pass	
			MCH	RB1#0	22.99	0	22.99	0.20	1.00	Pass
				RB1#50	22.96	0	22.96	0.20	1.00	Pass
				RB1#99	22.96	0	22.96	0.20	1.00	Pass
				RB50#0	22.07	0	22.07	0.16	1.00	Pass

Tes Band	Test Model	Test Bandwidth	Test Channel	Test RB (Size#Offset)	Conducted Output Average Power (dBm)	Antenna Gain (dBi)	EIRP (dBm)	EIRP (W)	Limit (W)	Verdict
				RB50#25	22.10	0	22.10	0.16	1.00	Pass
				RB50#50	22.04	0	22.04	0.16	1.00	Pass
				RB100#0	22.10	0	22.10	0.16	1.00	Pass
			HCH	RB1#0	22.72	0	22.72	0.19	1.00	Pass
				RB1#50	22.68	0	22.68	0.19	1.00	Pass
				RB1#99	22.56	0	22.56	0.18	1.00	Pass
				RB50#0	21.91	0	21.91	0.16	1.00	Pass
				RB50#25	21.87	0	21.87	0.15	1.00	Pass
				RB50#50	21.76	0	21.76	0.15	1.00	Pass
				RB100#0	21.92	0	21.92	0.16	1.00	Pass
		1.4 MHz	LCH	RB1#0	22.31	0	22.31	0.17	1.00	Pass
				RB1#3	22.26	0	22.26	0.17	1.00	Pass
				RB1#5	22.29	0	22.29	0.17	1.00	Pass
				RB3#0	22.17	0	22.17	0.16	1.00	Pass
				RB3#2	22.13	0	22.13	0.16	1.00	Pass
				RB3#3	22.20	0	22.20	0.17	1.00	Pass
				RB6#0	21.28	0	21.28	0.13	1.00	Pass
			MCH	RB1#0	22.91	0	22.91	0.20	1.00	Pass
				RB1#3	22.81	0	22.81	0.19	1.00	Pass
				RB1#5	22.88	0	22.88	0.19	1.00	Pass
HCH	RB3#0	22.66	0	22.66	0.18	1.00	Pass			
	RB3#2	22.58	0	22.58	0.18	1.00	Pass			
	RB3#3	22.67	0	22.67	0.18	1.00	Pass			
	RB6#0	21.54	0	21.54	0.14	1.00	Pass			
	RB1#0	22.30	0	22.30	0.17	1.00	Pass			
	RB1#3	22.36	0	22.36	0.17	1.00	Pass			
3 MHz	LCH	RB1#5	22.41	0	22.41	0.17	1.00	Pass		
		RB3#0	22.67	0	22.67	0.18	1.00	Pass		
		RB3#2	22.67	0	22.67	0.18	1.00	Pass		
		RB3#3	22.69	0	22.69	0.19	1.00	Pass		
		RB6#0	21.66	0	21.66	0.15	1.00	Pass		
		RB1#0	22.13	0	22.13	0.16	1.00	Pass		
		RB1#7	22.07	0	22.07	0.16	1.00	Pass		
	MCH	RB1#14	22.16	0	22.16	0.16	1.00	Pass		
		RB8#0	21.26	0	21.26	0.13	1.00	Pass		
		RB8#4	21.27	0	21.27	0.13	1.00	Pass		
	RB8#7	21.27	0	21.27	0.13	1.00	Pass			
	RB15#0	21.30	0	21.30	0.13	1.00	Pass			
	RB1#0	22.80	0	22.80	0.19	1.00	Pass			
	RB1#7	22.78	0	22.78	0.19	1.00	Pass			
	RB1#14	22.81	0	22.81	0.19	1.00	Pass			

Test Band	Test Model	Test Bandwidth	Test Channel	Test RB (Size#Offset)	Conducted Output Average Power (dBm)	Antenna Gain (dBi)	EIRP (dBm)	EIRP (W)	Limit (W)	Verdict
		5MHz		RB8#0	21.67	0	21.67	0.15	1.00	Pass
				RB8#4	21.62	0	21.62	0.15	1.00	Pass
				RB8#7	21.69	0	21.69	0.15	1.00	Pass
				RB15#0	21.62	0	21.62	0.15	1.00	Pass
			HCH	RB1#0	22.44	0	22.44	0.18	1.00	Pass
				RB1#7	22.35	0	22.35	0.17	1.00	Pass
				RB1#14	22.43	0	22.43	0.17	1.00	Pass
				RB8#0	21.54	0	21.54	0.14	1.00	Pass
				RB8#4	21.52	0	21.52	0.14	1.00	Pass
				RB8#7	21.5	0	21.5	0.14	1.00	Pass
				RB15#0	21.55	0	21.55	0.14	1.00	Pass
				LCH	RB1#0	21.75	0	21.75	0.15	1.00
			RB1#13		21.72	0	21.72	0.15	1.00	Pass
			RB1#24		21.86	0	21.86	0.15	1.00	Pass
			RB12#0		20.65	0	20.65	0.12	1.00	Pass
			RB12#6		20.62	0	20.62	0.12	1.00	Pass
		RB12#13	20.67		0	20.67	0.12	1.00	Pass	
		RB25#0	20.67		0	20.67	0.12	1.00	Pass	
		MCH	RB1#0		21.93	0	21.93	0.16	1.00	Pass
			RB1#13		21.80	0	21.80	0.15	1.00	Pass
			RB1#24		21.83	0	21.83	0.15	1.00	Pass
			RB12#0	20.99	0	20.99	0.13	1.00	Pass	
			RB12#6	20.96	0	20.96	0.12	1.00	Pass	
			RB12#13	20.92	0	20.92	0.12	1.00	Pass	
		HCH	RB25#0	21.03	0	21.03	0.13	1.00	Pass	
			RB1#0	21.64	0	21.64	0.15	1.00	Pass	
			RB1#13	21.70	0	21.70	0.15	1.00	Pass	
			RB1#24	21.76	0	21.76	0.15	1.00	Pass	
			RB12#0	20.95	0	20.95	0.12	1.00	Pass	
			RB12#6	20.99	0	20.99	0.13	1.00	Pass	
			RB12#13	20.97	0	20.97	0.13	1.00	Pass	
		10MHz	LCH	RB25#0	21.08	0	21.08	0.13	1.00	Pass
				RB1#0	21.59	0	21.59	0.14	1.00	Pass
				RB1#25	21.61	0	21.61	0.14	1.00	Pass
				RB1#49	21.62	0	21.62	0.15	1.00	Pass
				RB25#0	20.73	0	20.73	0.12	1.00	Pass
				RB25#13	20.72	0	20.72	0.12	1.00	Pass
				RB25#25	20.83	0	20.83	0.12	1.00	Pass
			RB50#0	20.74	0	20.74	0.12	1.00	Pass	
			MCH	RB1#0	22.21	0	22.21	0.17	1.00	Pass
RB1#25	22.09			0	22.09	0.16	1.00	Pass		

Test Band	Test Model	Test Bandwidth	Test Channel	Test RB (Size#Offset)	Conducted Output Average Power (dBm)	Antenna Gain (dBi)	EIRP (dBm)	EIRP (W)	Limit (W)	Verdict
		15 MHz		RB1#49	22.14	0	22.14	0.16	1.00	Pass
				RB25#0	21.08	0	21.08	0.13	1.00	Pass
				RB25#13	21.08	0	21.08	0.13	1.00	Pass
				RB25#25	21.00	0	21.00	0.13	1.00	Pass
				RB50#0	21.07	0	21.07	0.13	1.00	Pass
			HCH	RB1#0	21.87	0	21.87	0.15	1.00	Pass
				RB1#25	21.64	0	21.64	0.15	1.00	Pass
				RB1#49	21.70	0	21.70	0.15	1.00	Pass
				RB25#0	21.06	0	21.06	0.13	1.00	Pass
				RB25#13	20.97	0	20.97	0.13	1.00	Pass
				RB25#25	21.06	0	21.06	0.13	1.00	Pass
				RB50#0	21.01	0	21.01	0.13	1.00	Pass
			LCH	RB1#0	21.65	0	21.65	0.15	1.00	Pass
				RB1#38	21.77	0	21.77	0.15	1.00	Pass
		RB1#74		21.65	0	21.65	0.15	1.00	Pass	
		RB36#0		20.79	0	20.79	0.12	1.00	Pass	
		RB36#19		20.91	0	20.91	0.12	1.00	Pass	
		RB36#39		20.89	0	20.89	0.12	1.00	Pass	
		RB75#0		20.89	0	20.89	0.12	1.00	Pass	
		MCH	RB1#0	22.2	0	22.2	0.17	1.00	Pass	
			RB1#38	22.16	0	22.16	0.16	1.00	Pass	
			RB1#74	22.19	0	22.19	0.17	1.00	Pass	
			RB36#0	21.09	0	21.09	0.13	1.00	Pass	
			RB36#19	21.11	0	21.11	0.13	1.00	Pass	
			RB36#39	21.02	0	21.02	0.13	1.00	Pass	
			RB75#0	21.14	0	21.14	0.13	1.00	Pass	
		HCH	RB1#0	22.36	0	22.36	0.17	1.00	Pass	
			RB1#38	22.22	0	22.22	0.17	1.00	Pass	
			RB1#74	22.26	0	22.26	0.17	1.00	Pass	
			RB36#0	20.99	0	20.99	0.13	1.00	Pass	
			RB36#19	20.86	0	20.86	0.12	1.00	Pass	
			RB36#39	20.77	0	20.77	0.12	1.00	Pass	
RB75#0	20.93		0	20.93	0.12	1.00	Pass			
20 MHz	LCH	RB1#0	22.02	0	22.02	0.16	1.00	Pass		
		RB1#50	22.07	0	22.07	0.16	1.00	Pass		
		RB1#99	21.99	0	21.99	0.16	1.00	Pass		
		RB50#0	20.92	0	20.92	0.12	1.00	Pass		
		RB50#25	20.96	0	20.96	0.12	1.00	Pass		
		RB50#50	20.93	0	20.93	0.12	1.00	Pass		
		RB100#0	20.9	0	20.9	0.12	1.00	Pass		
	MCH	RB1#0	22.05	0	22.05	0.16	1.00	Pass		

Test Band	Test Model	Test Bandwidth	Test Channel	Test RB (Size#Offset)	Conducted Output Average Power (dBm)	Antenna Gain (dBi)	EIRP (dBm)	EIRP (W)	Limit (W)	Verdict		
				RB1#50	21.99	0	21.99	0.16	1.00	Pass		
				RB1#99	21.99	0	21.99	0.16	1.00	Pass		
				RB50#0	21.08	0	21.08	0.13	1.00	Pass		
				RB50#25	21.12	0	21.12	0.13	1.00	Pass		
				RB50#50	21.01	0	21.01	0.13	1.00	Pass		
				RB100#0	21.08	0	21.08	0.13	1.00	Pass		
			HCH	RB1#0	22.04	0	22.04	0.16	1.00	Pass		
				RB1#50	21.93	0	21.93	0.16	1.00	Pass		
				RB1#99	21.83	0	21.83	0.15	1.00	Pass		
				RB50#0	20.85	0	20.85	0.12	1.00	Pass		
				RB50#25	20.85	0	20.85	0.12	1.00	Pass		
				RB50#50	20.69	0	20.69	0.12	1.00	Pass		
		Band 5	QPSK	1.4MHz	LOW	RB1#0	22.89	0	22.89	0.19	2.00	Pass
						RB1#3	22.86	0	22.86	0.19	2.00	Pass
						RB1#5	22.95	0	22.95	0.20	2.00	Pass
						RB3#0	22.93	0	22.93	0.20	2.00	Pass
						RB3#2	22.93	0	22.93	0.20	2.00	Pass
						RB3#3	22.94	0	22.94	0.20	2.00	Pass
MCH	RB6#0				22.01	0	22.01	0.16	2.00	Pass		
	RB1#0				22.99	0	22.99	0.20	2.00	Pass		
	RB1#3				22.92	0	22.92	0.20	2.00	Pass		
	RB1#5				22.92	0	22.92	0.20	2.00	Pass		
	RB3#0				23.01	0	23.01	0.20	2.00	Pass		
	RB3#2				22.96	0	22.96	0.20	2.00	Pass		
HCH	RB3#3			22.94	0	22.94	0.20	2.00	Pass			
	RB6#0			21.99	0	21.99	0.16	2.00	Pass			
	RB1#0			22.89	0	22.89	0.19	2.00	Pass			
	RB1#3			22.89	0	22.89	0.19	2.00	Pass			
	RB1#5			22.94	0	22.94	0.20	2.00	Pass			
	RB3#0			22.91	0	22.91	0.20	2.00	Pass			
3MHz	LCH	RB3#2	22.85	0	22.85	0.19	2.00	Pass				
		RB3#3	22.9	0	22.9	0.19	2.00	Pass				
		RB6#0	22.00	0	22.00	0.16	2.00	Pass				
		RB1#0	22.81	0	22.81	0.19	2.00	Pass				
		RB1#7	23.16	0	23.16	0.21	2.00	Pass				
		RB1#14	22.93	0	22.93	0.20	2.00	Pass				
		RB8#0	21.94	0	21.94	0.16	2.00	Pass				
RB8#4	21.96	0	21.96	0.16	2.00	Pass						
RB8#7	21.94	0	21.94	0.16	2.00	Pass						
RB15#0	21.98	0	21.98	0.16	2.00	Pass						

Tes Band	Test Model	Test Bandwidth	Test Channel	Test RB (Size#Offset)	Conducted Output Average Power (dBm)	Antenna Gain (dBi)	EIRP (dBm)	EIRP (W)	Limit (W)	Verdict
		5MHz	MCH	RB1#0	22.87	0	22.87	0.19	2.00	Pass
				RB1#7	22.97	0	22.97	0.20	2.00	Pass
				RB1#14	22.99	0	22.99	0.20	2.00	Pass
				RB8#0	21.86	0	21.86	0.15	2.00	Pass
				RB8#4	21.97	0	21.97	0.16	2.00	Pass
				RB8#7	21.94	0	21.94	0.16	2.00	Pass
				RB15#0	21.88	0	21.88	0.15	2.00	Pass
			HCH	RB1#0	22.95	0	22.95	0.20	2.00	Pass
				RB1#7	22.90	0	22.90	0.19	2.00	Pass
				RB1#14	22.93	0	22.93	0.20	2.00	Pass
				RB8#0	21.96	0	21.96	0.16	2.00	Pass
				RB8#4	21.94	0	21.94	0.16	2.00	Pass
				RB8#7	21.96	0	21.96	0.16	2.00	Pass
				RB15#0	21.99	0	21.99	0.16	2.00	Pass
		10MHz	LCH	RB1#0	22.65	0	22.65	0.18	2.00	Pass
				RB1#13	22.86	0	22.86	0.19	2.00	Pass
				RB1#24	22.79	0	22.79	0.19	2.00	Pass
				RB12#0	21.93	0	21.93	0.16	2.00	Pass
				RB12#6	21.97	0	21.97	0.16	2.00	Pass
				RB12#13	21.98	0	21.98	0.16	2.00	Pass
				RB25#0	21.95	0	21.95	0.16	2.00	Pass
			MCH	RB1#0	22.73	0	22.73	0.19	2.00	Pass
				RB1#13	22.77	0	22.77	0.19	2.00	Pass
				RB1#24	22.78	0	22.78	0.19	2.00	Pass
				RB12#0	21.83	0	21.83	0.15	2.00	Pass
				RB12#6	21.98	0	21.98	0.16	2.00	Pass
				RB12#13	21.93	0	21.93	0.16	2.00	Pass
				RB25#0	21.9	0	21.9	0.15	2.00	Pass
		HCH	RB1#0	22.77	0	22.77	0.19	2.00	Pass	
			RB1#13	22.89	0	22.89	0.19	2.00	Pass	
RB1#24	22.88		0	22.88	0.19	2.00	Pass			
RB12#0	21.88		0	21.88	0.15	2.00	Pass			
RB12#6	21.98		0	21.98	0.16	2.00	Pass			
RB12#13	21.95		0	21.95	0.16	2.00	Pass			
RB25#0	21.86		0	21.86	0.15	2.00	Pass			
5MHz	LCH	RB1#0	22.94	0	22.94	0.20	2.00	Pass		
		RB1#25	22.87	0	22.87	0.19	2.00	Pass		
		RB1#49	22.98	0	22.98	0.20	2.00	Pass		
		RB25#0	21.92	0	21.92	0.16	2.00	Pass		
		RB25#13	21.94	0	21.94	0.16	2.00	Pass		
		RB25#25	21.89	0	21.89	0.15	2.00	Pass		

Test Band	Test Model	Test Bandwidth	Test Channel	Test RB (Size#Offset)	Conducted Output Average Power (dBm)	Antenna Gain (dBi)	EIRP (dBm)	EIRP (W)	Limit (W)	Verdict	
			MCH	RB50#0	21.89	0	21.89	0.15	2.00	Pass	
				RB1#0	22.82	0	22.82	0.19	2.00	Pass	
				RB1#25	22.93	0	22.93	0.20	2.00	Pass	
				RB1#49	22.8	0	22.8	0.19	2.00	Pass	
				RB25#0	21.9	0	21.9	0.15	2.00	Pass	
				RB25#13	21.87	0	21.87	0.15	2.00	Pass	
				RB25#25	21.91	0	21.91	0.16	2.00	Pass	
				RB50#0	21.83	0	21.83	0.15	2.00	Pass	
			HCH	RB1#0	22.98	0	22.98	0.20	2.00	Pass	
				RB1#25	22.84	0	22.84	0.19	2.00	Pass	
				RB1#49	22.95	0	22.95	0.20	2.00	Pass	
				RB25#0	21.96	0	21.96	0.16	2.00	Pass	
				RB25#13	21.94	0	21.94	0.16	2.00	Pass	
				RB25#25	21.91	0	21.91	0.16	2.00	Pass	
				LCH	RB1#0	21.94	0	21.94	0.16	2.00	Pass
					RB1#3	22.12	0	22.12	0.16	2.00	Pass
					RB1#5	22.05	0	22.05	0.16	2.00	Pass
					RB3#0	21.97	0	21.97	0.16	2.00	Pass
					RB3#2	21.93	0	21.93	0.16	2.00	Pass
					RB3#3	21.96	0	21.96	0.16	2.00	Pass
					RB6#0	21.07	0	21.07	0.13	2.00	Pass
				MCH	RB1#0	22.14	0	22.14	0.16	2.00	Pass
					RB1#3	22.12	0	22.12	0.16	2.00	Pass
					RB1#5	22.17	0	22.17	0.16	2.00	Pass
					RB3#0	21.96	0	21.96	0.16	2.00	Pass
					RB3#2	21.89	0	21.89	0.15	2.00	Pass
					RB3#3	21.91	0	21.91	0.16	2.00	Pass
					RB6#0	20.85	0	20.85	0.12	2.00	Pass
	HCH	RB1#0	21.78	0	21.78	0.15	2.00	Pass			
		RB1#3	21.8	0	21.8	0.15	2.00	Pass			
		RB1#5	21.85	0	21.85	0.15	2.00	Pass			
		RB3#0	22.07	0	22.07	0.16	2.00	Pass			
RB3#2		22.06	0	22.06	0.16	2.00	Pass				
RB3#3		22.13	0	22.13	0.16	2.00	Pass				
RB6#0		21.07	0	21.07	0.13	2.00	Pass				
		3MHz	LCH	RB1#0	21.7	0	21.7	0.15	2.00	Pass	
				RB1#7	21.78	0	21.78	0.15	2.00	Pass	
				RB1#14	21.83	0	21.83	0.15	2.00	Pass	
				RB8#0	21.04	0	21.04	0.13	2.00	Pass	
				RB8#4	20.99	0	20.99	0.13	2.00	Pass	

Tes Band	Test Model	Test Bandwidth	Test Channel	Test RB (Size#Offset)	Conducted Output Average Power (dBm)	Antenna Gain (dBi)	EIRP (dBm)	EIRP (W)	Limit (W)	Verdict		
		5MHz		RB8#7	21.03	0	21.03	0.13	2.00	Pass		
				RB15#0	21.01	0	21.01	0.13	2.00	Pass		
			MCH	RB1#0	22.04	0	22.04	0.16	2.00	Pass		
				RB1#7	22.12	0	22.12	0.16	2.00	Pass		
				RB1#14	22.14	0	22.14	0.16	2.00	Pass		
				RB8#0	20.91	0	20.91	0.12	2.00	Pass		
				RB8#4	20.99	0	20.99	0.13	2.00	Pass		
				RB8#7	21.03	0	21.03	0.13	2.00	Pass		
				RB15#0	20.94	0	20.94	0.12	2.00	Pass		
				HCH	RB1#0	21.81	0	21.81	0.15	2.00	Pass	
			RB1#7		21.72	0	21.72	0.15	2.00	Pass		
			RB1#14		21.72	0	21.72	0.15	2.00	Pass		
			RB8#0		20.93	0	20.93	0.12	2.00	Pass		
			RB8#4		20.94	0	20.94	0.12	2.00	Pass		
			RB8#7		20.93	0	20.93	0.12	2.00	Pass		
			10MHz	5MHz	LCH	RB1#0	21.71	0	21.71	0.15	2.00	Pass
						RB1#13	21.68	0	21.68	0.15	2.00	Pass
						RB1#24	21.72	0	21.72	0.15	2.00	Pass
						RB12#0	20.99	0	20.99	0.13	2.00	Pass
						RB12#6	20.95	0	20.95	0.12	2.00	Pass
		RB12#13				20.97	0	20.97	0.13	2.00	Pass	
		RB25#0				21.07	0	21.07	0.13	2.00	Pass	
		MCH				RB1#0	22.04	0	22.04	0.16	2.00	Pass
						RB1#13	22.04	0	22.04	0.16	2.00	Pass
						RB1#24	22.05	0	22.05	0.16	2.00	Pass
				RB12#0	20.89	0	20.89	0.12	2.00	Pass		
				RB12#6	21.04	0	21.04	0.13	2.00	Pass		
				RB12#13	21.00	0	21.00	0.13	2.00	Pass		
		HCH		RB25#0	20.91	0	20.91	0.12	2.00	Pass		
				RB1#0	21.8	0	21.8	0.15	2.00	Pass		
				RB1#13	21.87	0	21.87	0.15	2.00	Pass		
				RB1#24	21.86	0	21.86	0.15	2.00	Pass		
		LCH		RB12#0	20.85	0	20.85	0.12	2.00	Pass		
				RB12#6	20.94	0	20.94	0.12	2.00	Pass		
				RB12#13	20.93	0	20.93	0.12	2.00	Pass		
			RB25#0	20.89	0	20.89	0.12	2.00	Pass			
		10MHz	LCH	RB1#0	21.8	0	21.8	0.15	2.00	Pass		
				RB1#25	21.76	0	21.76	0.15	2.00	Pass		
				RB1#49	21.79	0	21.79	0.15	2.00	Pass		
				RB25#0	20.95	0	20.95	0.12	2.00	Pass		

Tes Band	Test Model	Test Bandwidth	Test Channel	Test RB (Size#Offset)	Conducted Output Average Power (dBm)	Antenna Gain (dBi)	EIRP (dBm)	EIRP (W)	Limit (W)	Verdict			
				RB25#13	20.88	0	20.88	0.12	2.00	Pass			
				RB25#25	20.89	0	20.89	0.12	2.00	Pass			
				RB50#0	20.93	0	20.93	0.12	2.00	Pass			
			MCH	RB1#0	22.00	0	22.00	0.16	2.00	Pass			
				RB1#25	22.1	0	22.1	0.16	2.00	Pass			
				RB1#49	21.94	0	21.94	0.16	2.00	Pass			
				RB25#0	20.88	0	20.88	0.12	2.00	Pass			
				RB25#13	20.89	0	20.89	0.12	2.00	Pass			
				RB25#25	20.98	0	20.98	0.13	2.00	Pass			
				RB50#0	20.87	0	20.87	0.12	2.00	Pass			
				HCH	RB1#0	21.92	0	21.92	0.16	2.00	Pass		
					RB1#25	21.71	0	21.71	0.15	2.00	Pass		
			RB1#49		21.81	0	21.81	0.15	2.00	Pass			
			RB25#0		21.06	0	21.06	0.13	2.00	Pass			
			RB25#13		21.03	0	21.03	0.13	2.00	Pass			
			RB25#25		21.02	0	21.02	0.13	2.00	Pass			
			Band 7	QPSK	5 MHz	LCH	RB1#0	23.04	0	23.04	0.20	2.00	Pass
							RB1#13	22.9	0	22.9	0.19	2.00	Pass
		RB1#24					22.95	0	22.95	0.20	2.00	Pass	
		RB12#0					21.99	0	21.99	0.16	2.00	Pass	
		RB12#6					22.01	0	22.01	0.16	2.00	Pass	
RB12#13	21.89	0					21.89	0.15	2.00	Pass			
RB25#0	21.93	0					21.93	0.16	2.00	Pass			
MCH	RB1#0	22.56				0	22.56	0.18	2.00	Pass			
	RB1#13	22.67				0	22.67	0.18	2.00	Pass			
	RB1#24	22.65				0	22.65	0.18	2.00	Pass			
	RB12#0	21.8				0	21.8	0.15	2.00	Pass			
	RB12#6	21.79				0	21.79	0.15	2.00	Pass			
	RB12#13	21.72				0	21.72	0.15	2.00	Pass			
	RB25#0	21.72				0	21.72	0.15	2.00	Pass			
HCH	RB1#0	22.97				0	22.97	0.20	2.00	Pass			
	RB1#13	23.05				0	23.05	0.20	2.00	Pass			
	RB1#24	23.15				0	23.15	0.21	2.00	Pass			
	RB12#0	21.96				0	21.96	0.16	2.00	Pass			
	RB12#6	22.04			0	22.04	0.16	2.00	Pass				
	RB12#13	22.01			0	22.01	0.16	2.00	Pass				
	RB25#0	22.00			0	22.00	0.16	2.00	Pass				
10 MHz	LCH	RB1#0	23.09	0	23.09	0.20	2.00	Pass					
		RB1#25	22.95	0	22.95	0.20	2.00	Pass					
		RB1#49	22.87	0	22.87	0.19	2.00	Pass					

Test Band	Test Model	Test Bandwidth	Test Channel	Test RB (Size#Offset)	Conducted Output Average Power (dBm)	Antenna Gain (dBi)	EIRP (dBm)	EIRP (W)	Limit (W)	Verdict	
		15 MHz		RB25#0	21.9	0	21.9	0.15	2.00	Pass	
				RB25#13	21.91	0	21.91	0.16	2.00	Pass	
				RB25#25	21.84	0	21.84	0.15	2.00	Pass	
				RB50#0	21.86	0	21.86	0.15	2.00	Pass	
			MCH	RB1#0	22.72	0	22.72	0.19	2.00	Pass	
				RB1#25	22.70	0	22.70	0.19	2.00	Pass	
				RB1#49	22.61	0	22.61	0.18	2.00	Pass	
				RB25#0	21.82	0	21.82	0.15	2.00	Pass	
				RB25#13	21.72	0	21.72	0.15	2.00	Pass	
				RB25#25	21.73	0	21.73	0.15	2.00	Pass	
				RB50#0	21.76	0	21.76	0.15	2.00	Pass	
				HCH	RB1#0	22.67	0	22.67	0.18	2.00	Pass
			RB1#25		22.87	0	22.87	0.19	2.00	Pass	
			RB1#49		22.98	0	22.98	0.20	2.00	Pass	
			RB25#0		21.84	0	21.84	0.15	2.00	Pass	
			RB25#13		21.85	0	21.85	0.15	2.00	Pass	
			RB25#25		21.93	0	21.93	0.16	2.00	Pass	
			RB50#0		21.9	0	21.9	0.15	2.00	Pass	
			20 MHz	LCH	RB1#0	22.99	0	22.99	0.20	2.00	Pass
					RB1#38	22.83	0	22.83	0.19	2.00	Pass
					RB1#74	22.67	0	22.67	0.18	2.00	Pass
					RB36#0	21.92	0	21.92	0.16	2.00	Pass
					RB36#19	21.83	0	21.83	0.15	2.00	Pass
					RB36#39	21.71	0	21.71	0.15	2.00	Pass
		RB75#0			21.82	0	21.82	0.15	2.00	Pass	
		MCH		RB1#0	22.67	0	22.67	0.18	2.00	Pass	
				RB1#38	22.74	0	22.74	0.19	2.00	Pass	
				RB1#74	22.57	0	22.57	0.18	2.00	Pass	
				RB36#0	21.72	0	21.72	0.15	2.00	Pass	
				RB36#19	21.77	0	21.77	0.15	2.00	Pass	
				RB36#39	21.69	0	21.69	0.15	2.00	Pass	
				RB75#0	21.74	0	21.74	0.15	2.00	Pass	
		HCH	RB1#0	22.76	0	22.76	0.19	2.00	Pass		
			RB1#38	22.78	0	22.78	0.19	2.00	Pass		
			RB1#74	23.00	0	23.00	0.20	2.00	Pass		
			RB36#0	21.83	0	21.83	0.15	2.00	Pass		
			RB36#19	21.82	0	21.82	0.15	2.00	Pass		
			RB36#39	21.95	0	21.95	0.16	2.00	Pass		
			RB75#0	21.82	0	21.82	0.15	2.00	Pass		
		LCH	RB1#0	22.96	0	22.96	0.20	2.00	Pass		
			RB1#50	22.73	0	22.73	0.19	2.00	Pass		

Test Band	Test Model	Test Bandwidth	Test Channel	Test RB (Size#Offset)	Conducted Output Average Power (dBm)	Antenna Gain (dBi)	EIRP (dBm)	EIRP (W)	Limit (W)	Verdict			
				RB1#99	22.52	0	22.52	0.18	2.00	Pass			
				RB50#0	21.90	0	21.90	0.15	2.00	Pass			
				RB50#25	21.73	0	21.73	0.15	2.00	Pass			
				RB50#50	21.72	0	21.72	0.15	2.00	Pass			
				RB100#0	21.81	0	21.81	0.15	2.00	Pass			
			MCH	RB1#0	22.63	0	22.63	0.18	2.00	Pass			
				RB1#50	22.69	0	22.69	0.19	2.00	Pass			
				RB1#99	22.61	0	22.61	0.18	2.00	Pass			
				RB50#0	21.77	0	21.77	0.15	2.00	Pass			
				RB50#25	21.76	0	21.76	0.15	2.00	Pass			
				RB50#50	21.68	0	21.68	0.15	2.00	Pass			
				RB100#0	21.77	0	21.77	0.15	2.00	Pass			
			HCH	RB1#0	22.64	0	22.64	0.18	2.00	Pass			
				RB1#50	22.73	0	22.73	0.19	2.00	Pass			
				RB1#99	22.56	0	22.56	0.18	2.00	Pass			
				RB50#0	21.81	0	21.81	0.15	2.00	Pass			
				RB50#25	21.83	0	21.83	0.15	2.00	Pass			
				RB50#50	21.91	0	21.91	0.16	2.00	Pass			
				RB100#0	21.86	0	21.86	0.15	2.00	Pass			
					5 MHz	LCH	RB1#0	22.17	0	22.17	0.16	2.00	Pass
							RB1#13	22.06	0	22.06	0.16	2.00	Pass
							RB1#24	22.01	0	22.01	0.16	2.00	Pass
							RB12#0	21.09	0	21.09	0.13	2.00	Pass
							RB12#6	21.01	0	21.01	0.13	2.00	Pass
	RB12#13	21.03					0	21.03	0.13	2.00	Pass		
	RB25#0	21.00					0	21.00	0.13	2.00	Pass		
	MCH	RB1#0				21.60	0	21.60	0.14	2.00	Pass		
		RB1#13				21.61	0	21.61	0.14	2.00	Pass		
		RB1#24				21.59	0	21.59	0.14	2.00	Pass		
		RB12#0				20.72	0	20.72	0.12	2.00	Pass		
		RB12#6				20.70	0	20.70	0.12	2.00	Pass		
		RB12#13				20.64	0	20.64	0.12	2.00	Pass		
RB25#0		20.71				0	20.71	0.12	2.00	Pass			
HCH	RB1#0	21.63			0	21.63	0.15	2.00	Pass				
	RB1#13	21.69			0	21.69	0.15	2.00	Pass				
	RB1#24	21.86			0	21.86	0.15	2.00	Pass				
	RB12#0	20.84			0	20.84	0.12	2.00	Pass				
	RB12#6	20.93	0	20.93	0.12	2.00	Pass						
	RB12#13	20.94	0	20.94	0.12	2.00	Pass						
	RB25#0	21.02	0	21.02	0.13	2.00	Pass						
10 MHz	LCH	RB1#0	21.89	0	21.89	0.15	2.00	Pass					

Test Band	Test Model	Test Bandwidth	Test Channel	Test RB (Size#Offset)	Conducted Output Average Power (dBm)	Antenna Gain (dBi)	EIRP (dBm)	EIRP (W)	Limit (W)	Verdict				
				RB1#25	21.68	0	21.68	0.15	2.00	Pass				
				RB1#49	21.63	0	21.63	0.15	2.00	Pass				
				RB25#0	20.96	0	20.96	0.12	2.00	Pass				
				RB25#13	20.88	0	20.88	0.12	2.00	Pass				
				RB25#25	20.90	0	20.90	0.12	2.00	Pass				
				RB50#0	20.92	0	20.92	0.12	2.00	Pass				
				MCH	RB1#0	21.88	0	21.88	0.15	2.00	Pass			
					RB1#25	21.89	0	21.89	0.15	2.00	Pass			
					RB1#49	21.77	0	21.77	0.15	2.00	Pass			
					RB25#0	20.80	0	20.80	0.12	2.00	Pass			
					RB25#13	20.74	0	20.74	0.12	2.00	Pass			
					RB25#25	20.68	0	20.68	0.12	2.00	Pass			
				HCH	RB50#0	20.72	0	20.72	0.12	2.00	Pass			
					RB1#0	21.51	0	21.51	0.14	2.00	Pass			
					RB1#25	21.69	0	21.69	0.15	2.00	Pass			
					RB1#49	21.80	0	21.80	0.15	2.00	Pass			
					RB25#0	20.84	0	20.84	0.12	2.00	Pass			
					RB25#13	20.93	0	20.93	0.12	2.00	Pass			
				15 MHz		LCH		RB25#25	20.99	0	20.99	0.13	2.00	Pass
								RB50#0	20.82	0	20.82	0.12	2.00	Pass
								RB1#0	21.84	0	21.84	0.15	2.00	Pass
		RB1#38	21.65					0	21.65	0.15	2.00	Pass		
		RB1#74	21.52					0	21.52	0.14	2.00	Pass		
		RB36#0	20.87					0	20.87	0.12	2.00	Pass		
		RB36#19	20.84					0	20.84	0.12	2.00	Pass		
		MCH	RB36#39			20.77	0	20.77	0.12	2.00	Pass			
			RB75#0			20.85	0	20.85	0.12	2.00	Pass			
			RB1#0			21.88	0	21.88	0.15	2.00	Pass			
			RB1#38			21.86	0	21.86	0.15	2.00	Pass			
			RB1#74			21.70	0	21.70	0.15	2.00	Pass			
			RB36#0			20.83	0	20.83	0.12	2.00	Pass			
			RB36#19			20.76	0	20.76	0.12	2.00	Pass			
		HCH	RB36#39			20.71	0	20.71	0.12	2.00	Pass			
			RB75#0			20.76	0	20.76	0.12	2.00	Pass			
			RB1#0			22.14	0	22.14	0.16	2.00	Pass			
			RB1#38			22.16	0	22.16	0.16	2.00	Pass			
			RB1#74			22.38	0	22.38	0.17	2.00	Pass			
			RB36#0			20.71	0	20.71	0.12	2.00	Pass			
			RB36#19			20.73	0	20.73	0.12	2.00	Pass			
			RB36#39	20.87	0	20.87	0.12	2.00	Pass					
			RB75#0	20.76	0	20.76	0.12	2.00	Pass					

Test Band	Test Model	Test Bandwidth	Test Channel	Test RB (Size#Offset)	Conducted Output Average Power (dBm)	Antenna Gain (dBi)	EIRP (dBm)	EIRP (W)	Limit (W)	Verdict
		20 MHz	LCH	RB1#0	22.15	0	22.15	0.16	2.00	Pass
				RB1#50	21.89	0	21.89	0.15	2.00	Pass
				RB1#99	21.73	0	21.73	0.15	2.00	Pass
				RB50#0	20.89	0	20.89	0.12	2.00	Pass
				RB50#25	20.83	0	20.83	0.12	2.00	Pass
				RB50#50	20.73	0	20.73	0.12	2.00	Pass
				RB100#0	20.77	0	20.77	0.12	2.00	Pass
			MCH	RB1#0	21.72	0	21.72	0.15	2.00	Pass
				RB1#50	21.74	0	21.74	0.15	2.00	Pass
				RB1#99	21.64	0	21.64	0.15	2.00	Pass
				RB50#0	20.76	0	20.76	0.12	2.00	Pass
				RB50#25	20.75	0	20.75	0.12	2.00	Pass
				RB50#50	20.63	0	20.63	0.12	2.00	Pass
				RB100#0	20.75	0	20.75	0.12	2.00	Pass
			HCH	RB1#0	21.87	0	21.87	0.15	2.00	Pass
				RB1#50	21.98	0	21.98	0.16	2.00	Pass
				RB1#99	22.1	0	22.1	0.16	2.00	Pass
				RB50#0	20.77	0	20.77	0.12	2.00	Pass
				RB50#25	20.76	0	20.76	0.12	2.00	Pass
				RB50#50	20.82	0	20.82	0.12	2.00	Pass
				RB100#0	20.79	0	20.79	0.12	2.00	Pass

A.2 Peak to Average Ratio

Note: In measuring transmissions in this band using an average power technique, the peak-to-average ratio (PAR) of the transmission may not exceed 13 dB. For GSM 1900, GPRS 1900 and EGPRS 1900 were used peak power to demonstrate compliance, a PAPR measurement is not required.

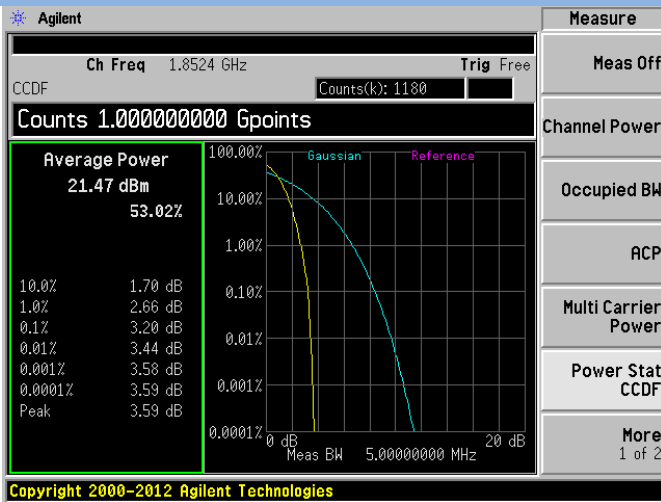
WCDMA Test Data

Test Band	Test Channel	Peak to Average ratio (dBm)	Limit (dBm)	Verdict
Band 2	LCH	3.20	13	Pass
	MCH	3.15	13	Pass
	HCH	2.88	13	Pass
Band 4	LCH	3.12	13	Pass
	MCH	3.21	13	Pass
	HCH	3.22	13	Pass

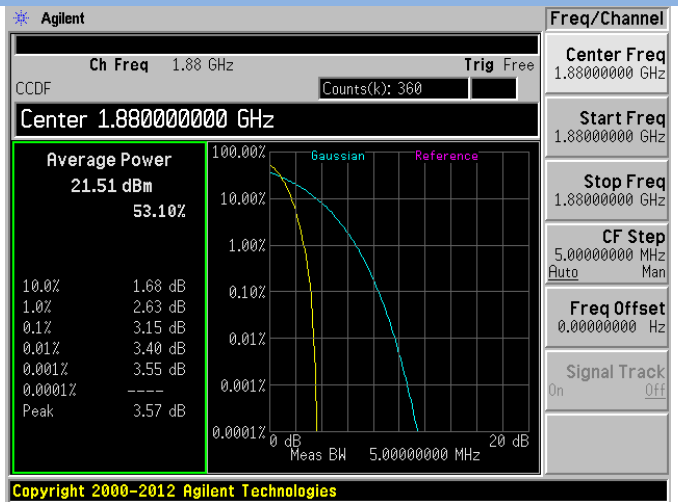
Test Band	Test Model	Test Bandwidth	Test Channel	Test RB(Size#Offset)	Peak to Average ratio (dBm)	Limit (dBm)	Verdict
LTE Band 2	16-QAM	20 MHz	LCH	RB1#0	5.33	13	Pass
				RB100#0	5.83	13	Pass
			MCH	RB1#0	5.04	13	Pass
				RB100#0	5.83	13	Pass
			HCH	RB1#0	4.78	13	Pass
				RB100#0	5.54	13	Pass
LTE Band 4	16-QAM	20 MHz	LCH	RB1#0	5.22	13	Pass
				RB100#0	5.91	13	Pass
			MCH	RB1#0	4.46	13	Pass
				RB100#0	5.80	13	Pass
			HCH	RB1#0	4.48	13	Pass
				RB100#0	5.80	13	Pass
LTE Band 5	16-QAM	10 MHz	LCH	RB1#0	4.78	13	Pass
				RB50#0	5.91	13	Pass
			MCH	RB1#0	5.45	13	Pass
				RB50#0	5.94	13	Pass
			HCH	RB1#0	4.84	13	Pass
				RB50#0	5.94	13	Pass
LTE Band 7	16-QAM	20 MHz	LCH	RB1#0	5.86	13	Pass
				RB100#0	6.00	13	Pass
			MCH	RB1#0	5.91	13	Pass
				RB100#0	5.91	13	Pass
			HCH	RB1#0	6.23	13	Pass
				RB100#0	6.09	13	Pass

Test Plots

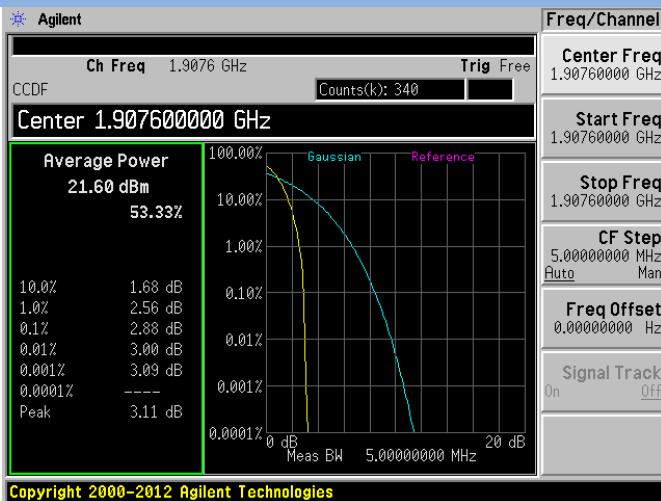
WCDMA Band 2 LCH



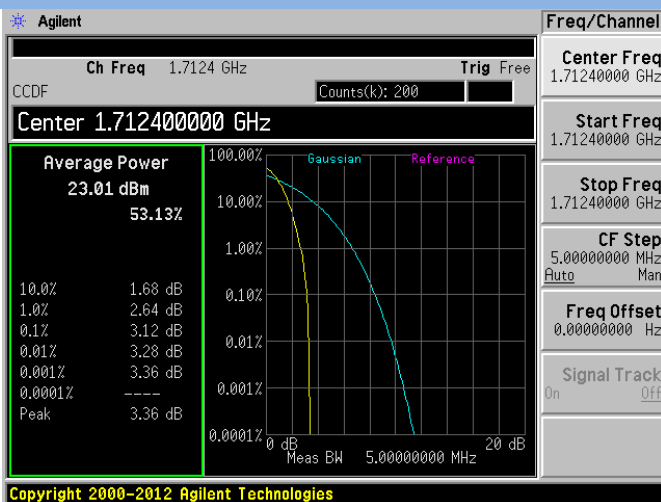
WCDMA Band 2 MCH



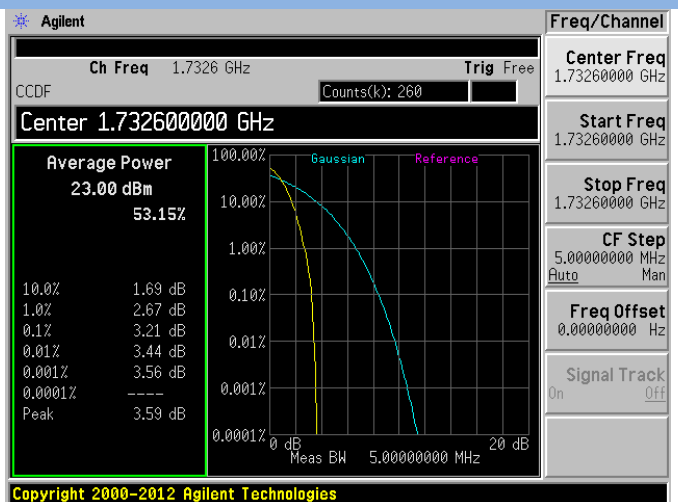
WCDMA Band 2 HCH



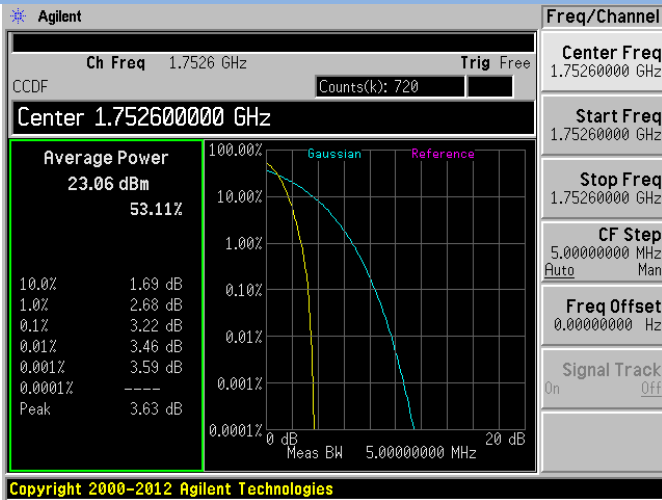
WCDMA Band 4 LCH



WCDMA Band 4 MCH



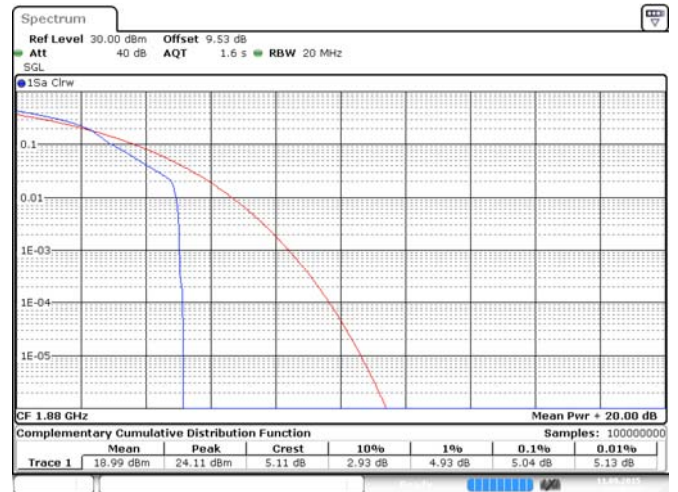
WCDMA Band 4 HCH



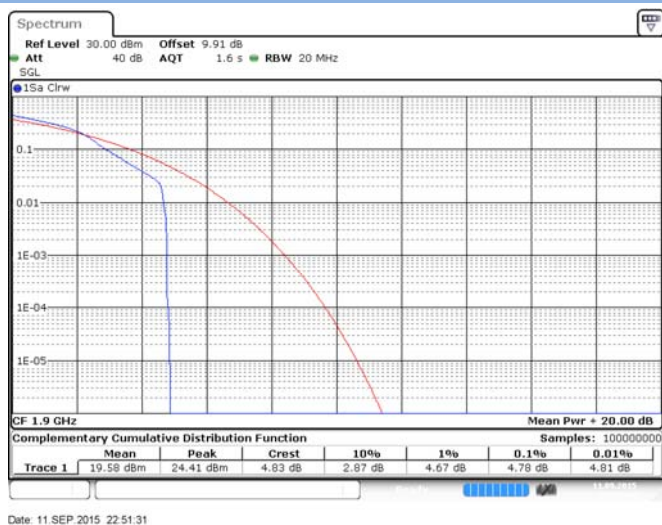
LTE Band 2 16-QAM 20 MHz LCH RB1#0



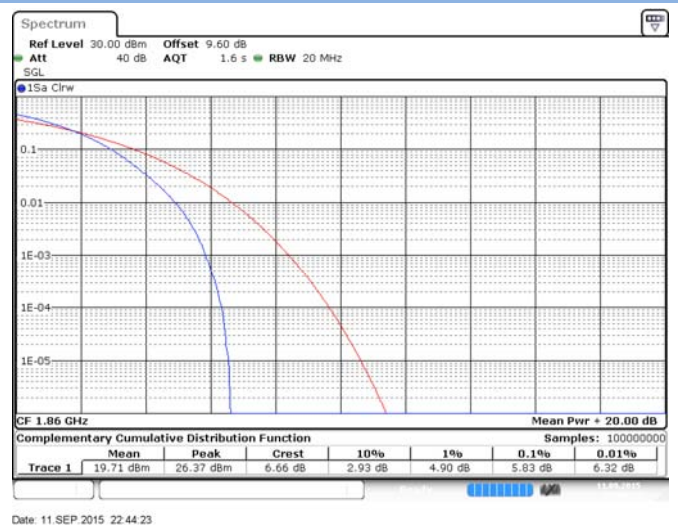
LTE Band 2 16-QAM 20 MHz MCH RB1#0



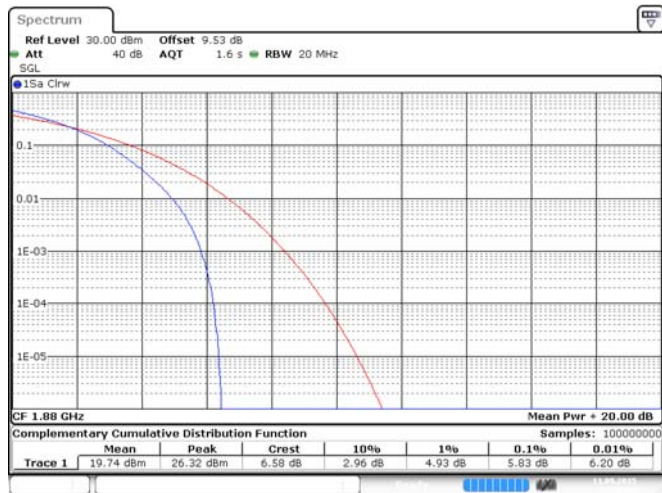
LTE Band 2 16-QAM 20 MHz HCH RB1#0



LTE Band 2 16-QAM 20 MHz LCH RB100#0

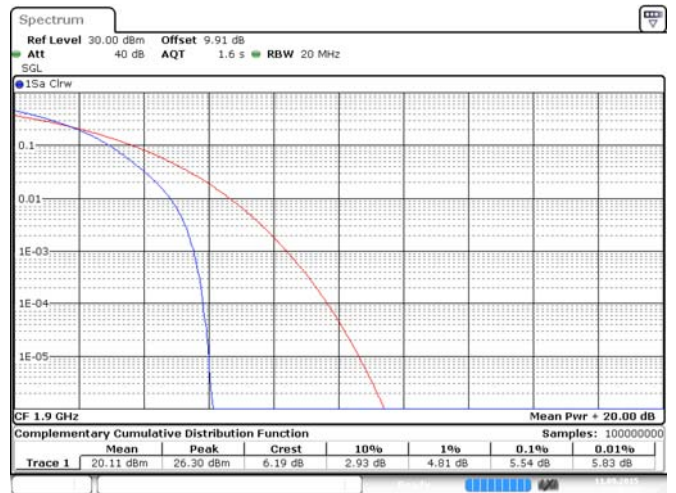


LTE Band 2 16-QAM 20 MHz MCH RB100#0



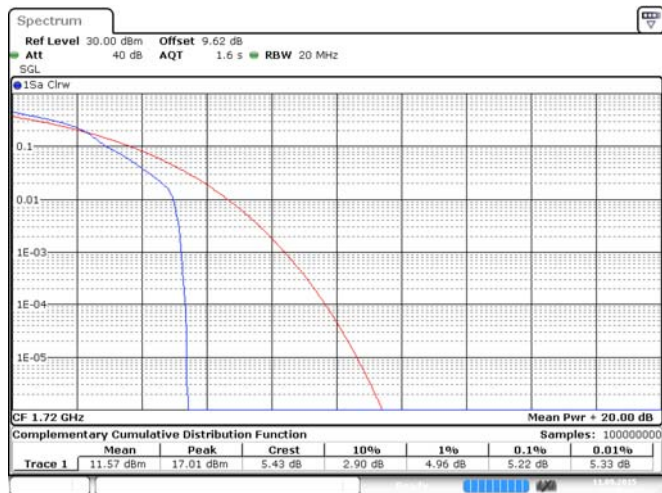
Date: 11 SEP 2015 22:45:08

LTE Band 2 16-QAM 20 MHz HCH RB100#0



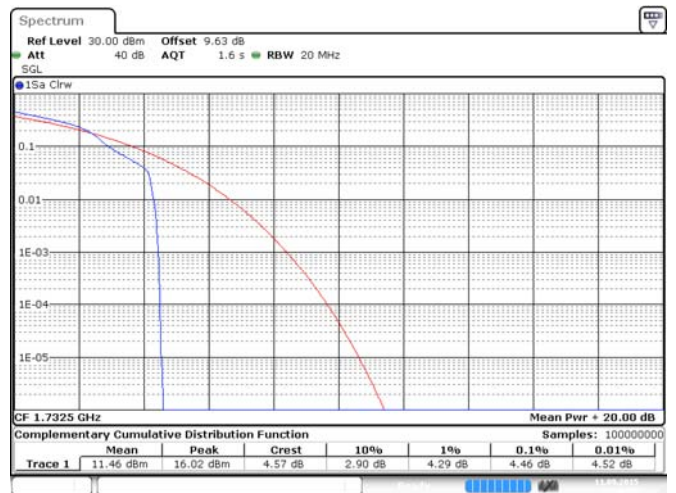
Date: 11 SEP 2015 22:45:53

LTE Band 4 16-QAM 20 MHz LCH RB1#0



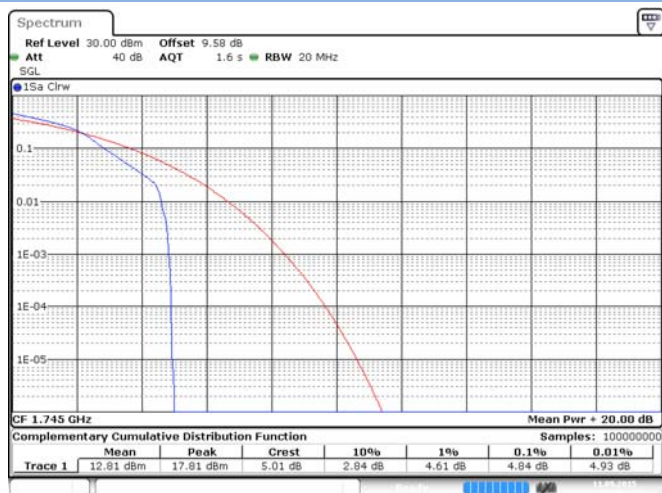
Date: 11 SEP 2015 22:47:43

LTE Band 4 16-QAM 20 MHz MCH RB1#0



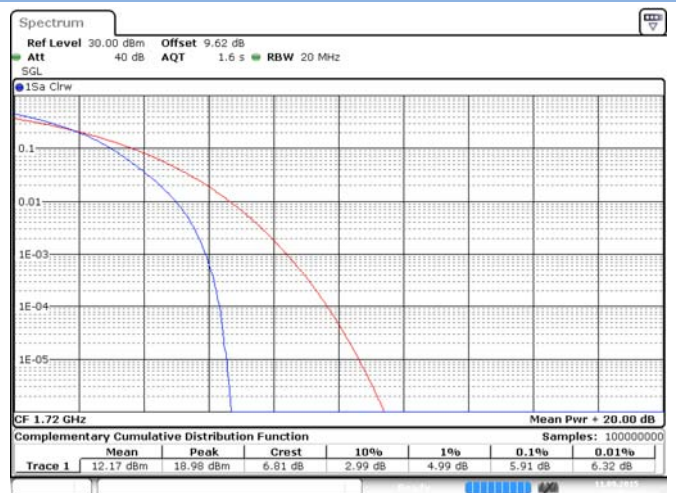
Date: 11 SEP 2015 22:48:27

LTE Band 4 16-QAM 20 MHz HCH RB1#0



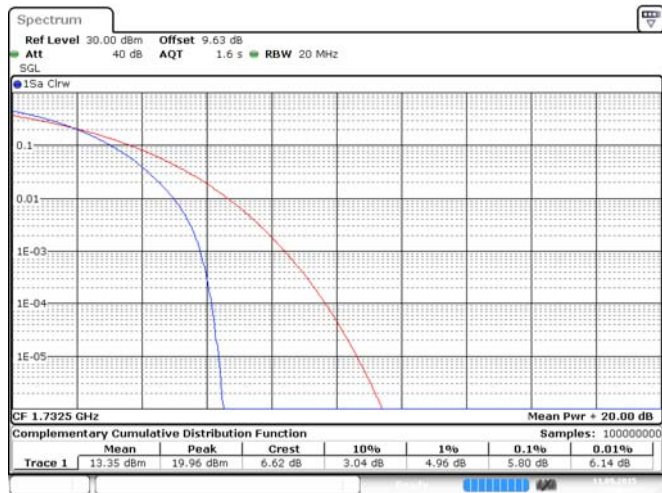
Date: 11 SEP 2015 22:49:12

LTE Band 4 16-QAM 20 MHz LCH RB100#0



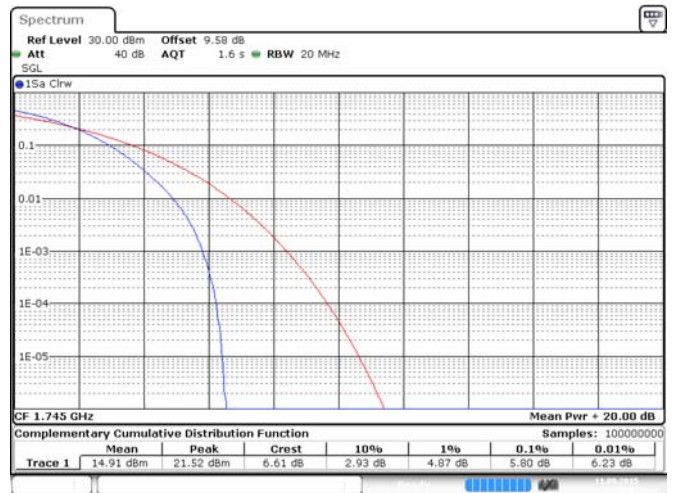
Date: 11 SEP 2015 22:47:32

LTE Band 4 16-QAM 20 MHz MCH RB100#0



Date: 11.SEP.2015 22:48:17

LTE Band 4 16-QAM 20 MHz HCH RB100#0



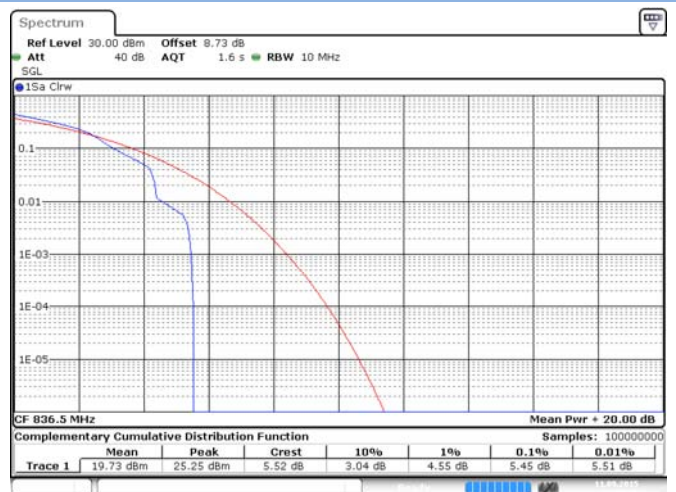
Date: 11.SEP.2015 22:49:01

LTE Band 5 16-QAM 10 MHz LCH RB1#0



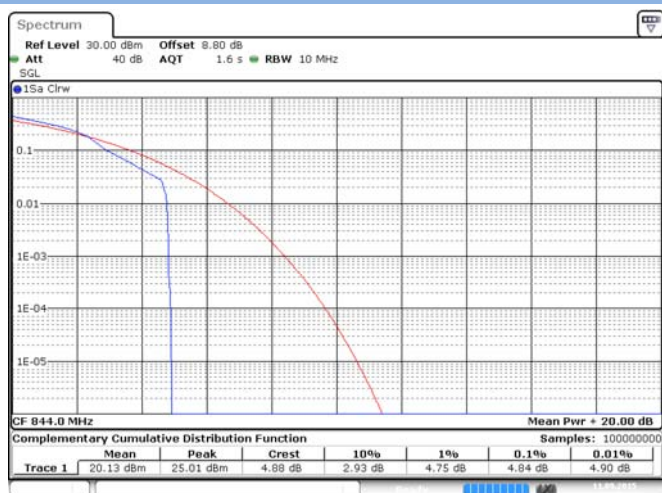
Date: 11.SEP.2015 22:34:51

LTE Band 5 16-QAM 10 MHz MCH RB1#0



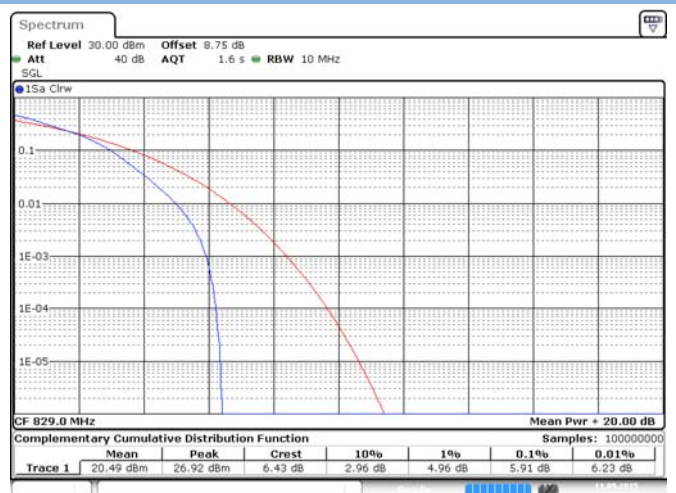
Date: 11.SEP.2015 22:35:36

LTE Band 5 16-QAM 10 MHz HCH RB1#0



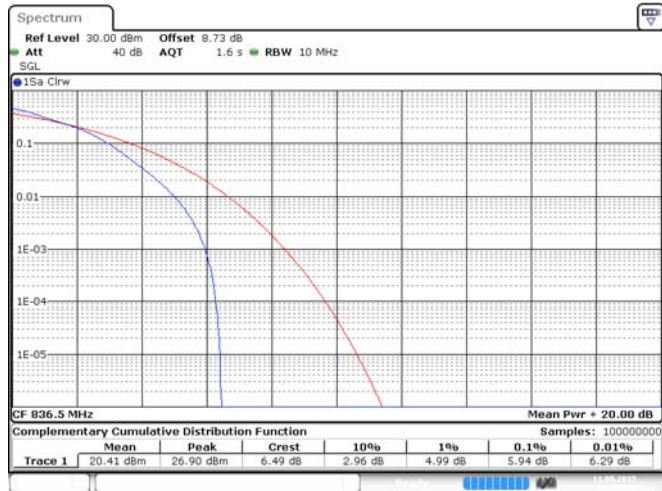
Date: 11.SEP.2015 22:36:21

LTE Band 5 16-QAM 20 MHz LCH RB100#0



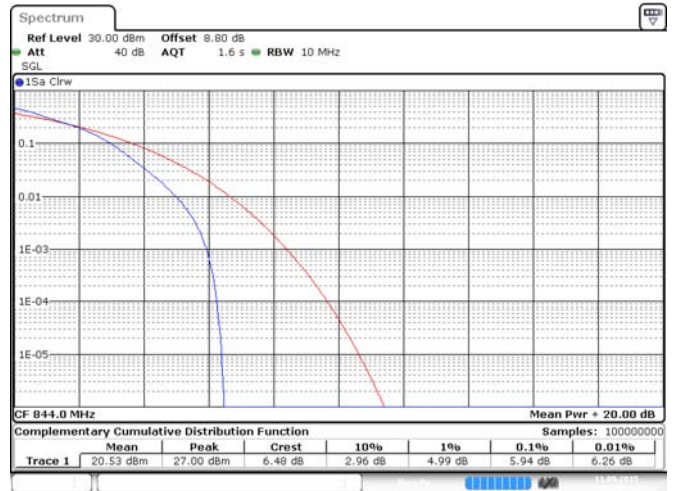
Date: 11.SEP.2015 22:34:41

LTE Band 5 16-QAM 10 MHz MCH RB100#0



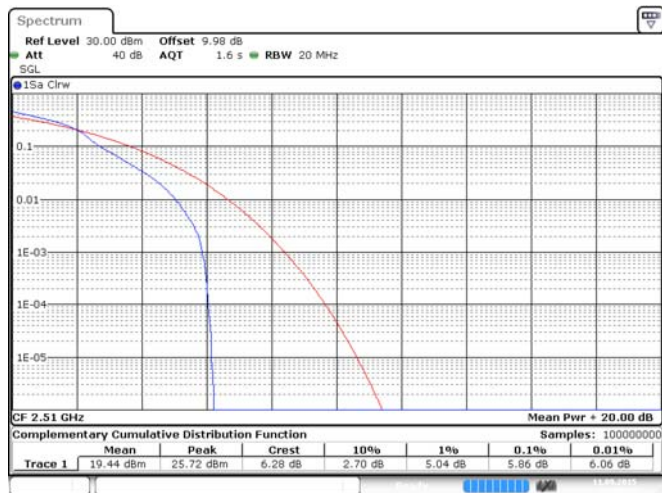
Date: 11.SEP.2015 22:35:26

LTE Band 5 16-QAM 10 MHz HCH RB100#0



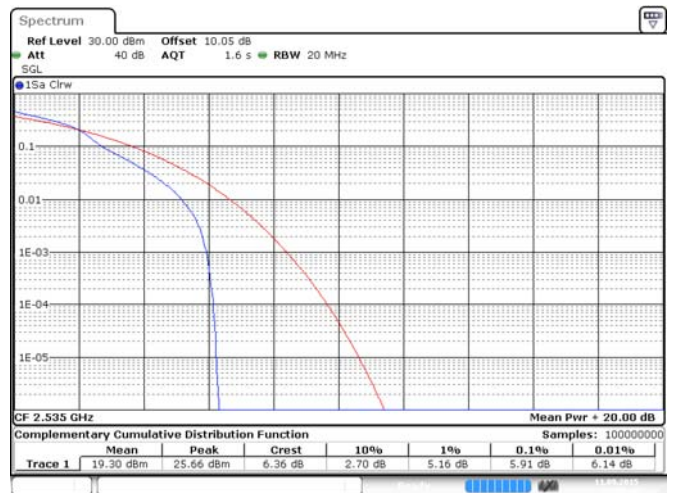
Date: 11.SEP.2015 22:36:10

LTE Band 7 16-QAM 20 MHz LCH RB1#0



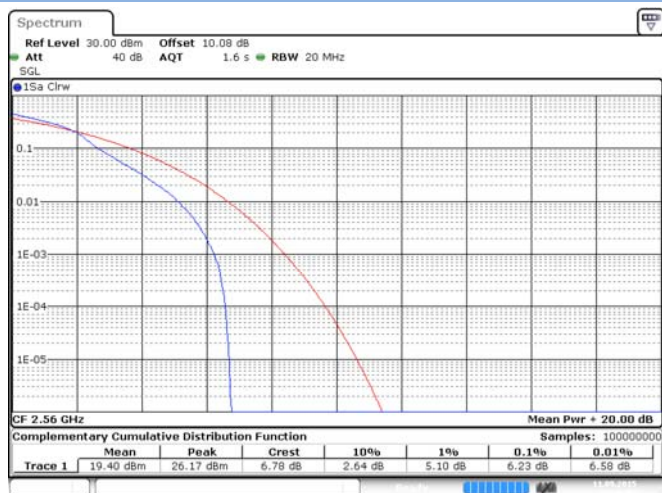
Date: 11.SEP.2015 22:38:34

LTE Band 7 16-QAM 20 MHz MCH RB1#0



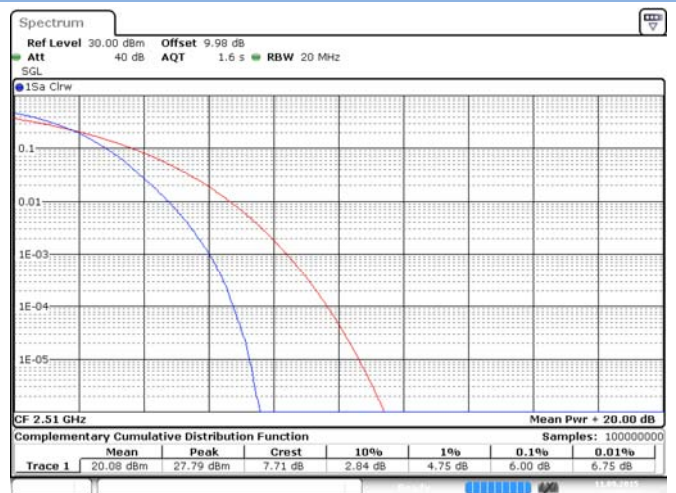
Date: 11.SEP.2015 22:39:19

LTE Band 7 16-QAM 20 MHz HCH RB1#0



Date: 11.SEP.2015 22:40:03

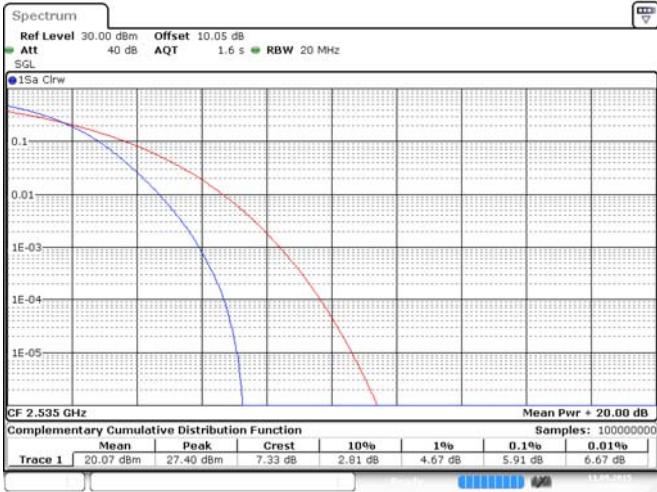
LTE Band 7 16-QAM 20 MHz LCH RB100#0



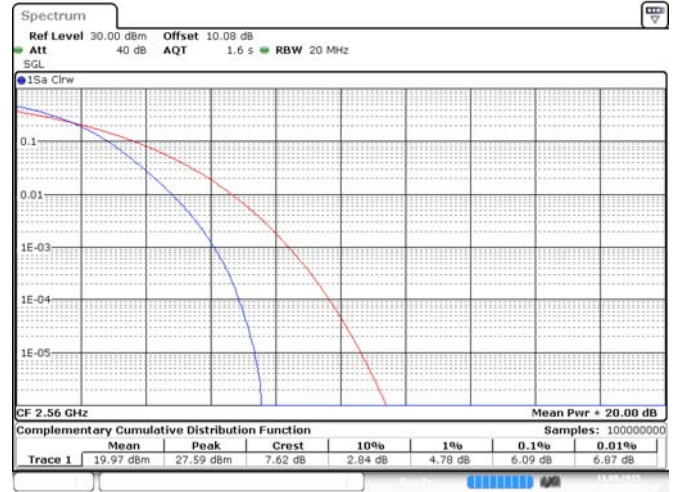
Date: 11.SEP.2015 22:38:23

LTE Band 7 16-QAM 20 MHz MCH RB100#0

LTE Band 7 16-QAM 20 MHz HCH RB100#0



Date: 11 SEP 2015 22:39:08



Date: 11 SEP 2015 22:39:53

A.3 Occupied Bandwidth

GSM Mode Test Data

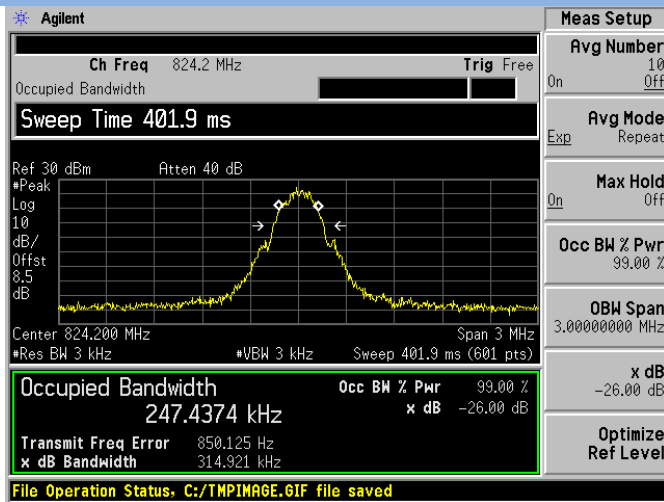
Test Band	Test Channel	Measured 99% Occupied Bandwidth (kHz)	Measured -26 dB Occupied Bandwidth (kHz)
GSM 850	LCH	247.4374	314.921
	MCH	244.4452	312.224
	HCH	242.6739	322.909
GSM 1900	LCH	241.0507	314.517
	MCH	238.3951	302.119
	HCH	241.0291	311.213
GPRS 850	LCH	242.0774	323.961
	MCH	249.4181	321.895
	HCH	243.7097	316.225
GPRS 1900	LCH	241.4261	303.818
	MCH	243.0350	302.868
	HCH	241.9086	314.836
EGPRS 850	LCH	242.6765	324.513
	MCH	244.0172	311.736
	HCH	239.2813	317.396
EGPRS 1900	LCH	241.8986	301.455
	MCH	241.8999	303.517
	HCH	242.8085	310.259
WCDMA 850	LCH	4147.100	4617.00
	MCH	4153.300	4612.00
	HCH	4149.500	4617.00
WCDMA 1700	LCH	4155.800	4610.00
	MCH	4155.700	4594.00
	HCH	4152.400	4612.00
WCDMA 1900	LCH	4163.300	4633.00
	MCH	4152.200	4611.00
	HCH	4172.000	4644.00

LTE Mode Test Data

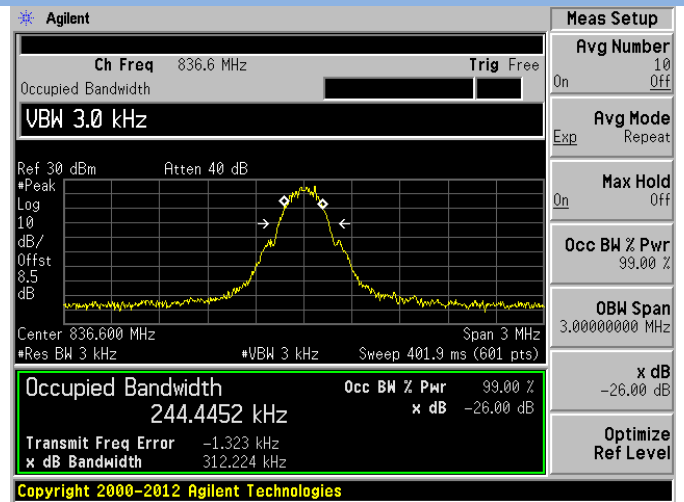
Test Band	Test Mode	Test Bandwidth	Test Channel	Test RB(Size#Offset)	Measured 99% Occupied Bandwidth (MHz)	Measured -26 dB Occupied Bandwidth (MHz)
Band 2	QPSK	20 MHz	MCH	RB100#0	17.80	18.33
	16-QAM	20 MHz	MCH	RB100#0	17.80	18.35
Band 4	QPSK	20 MHz	MCH	RB100#0	17.82	18.35
	16-QAM	20 MHz	MCH	RB100#0	17.82	18.53
Band 5	QPSK	10 MHz	MCH	RB50#0	8.94	9.43
	16-QAM	10 MHz	MCH	RB50#0	8.90	9.41
Band 7	QPSK	20 MHz	MCH	RB25#0	17.76	18.39
	16-QAM	20 MHz	MCH	RB25#0	17.78	18.29

GSM Mode Test Plots

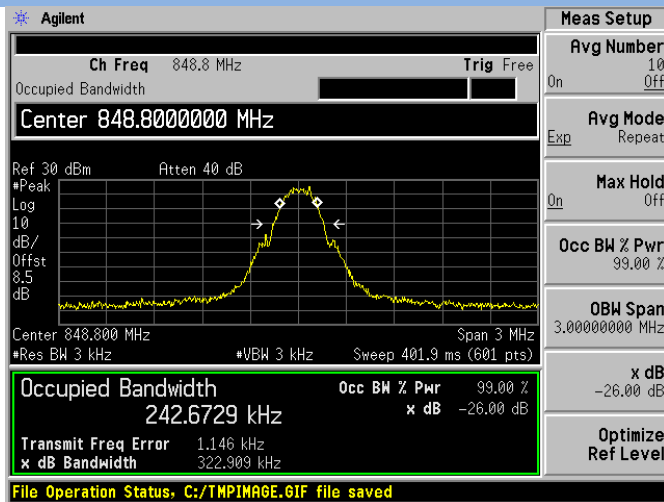
GSM 850 MHz LCH



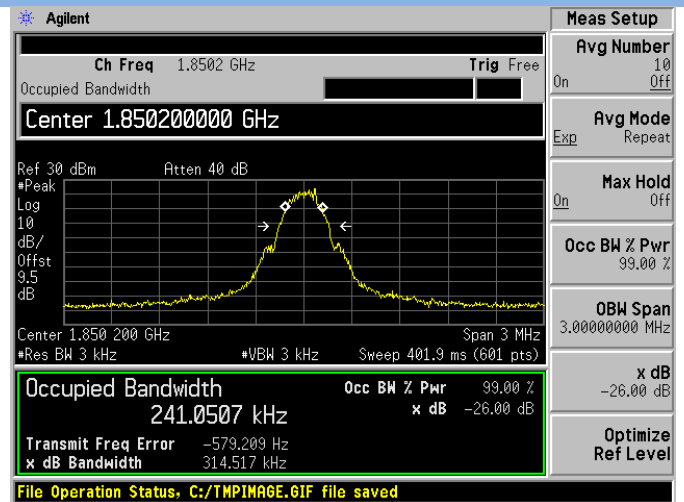
GSM 850 MHz MCH



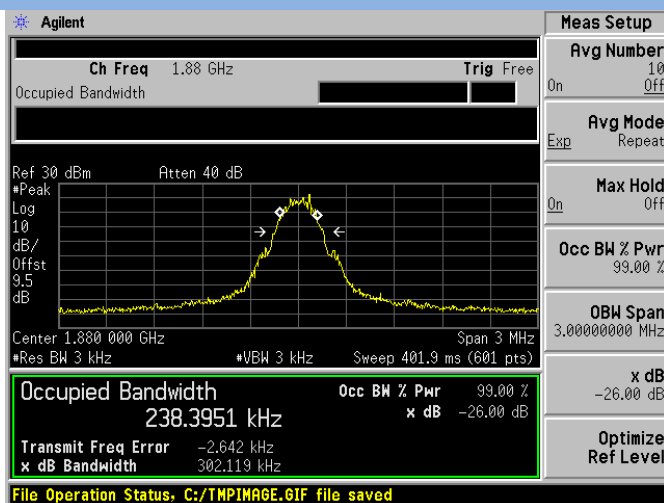
GSM 850 MHz HCH



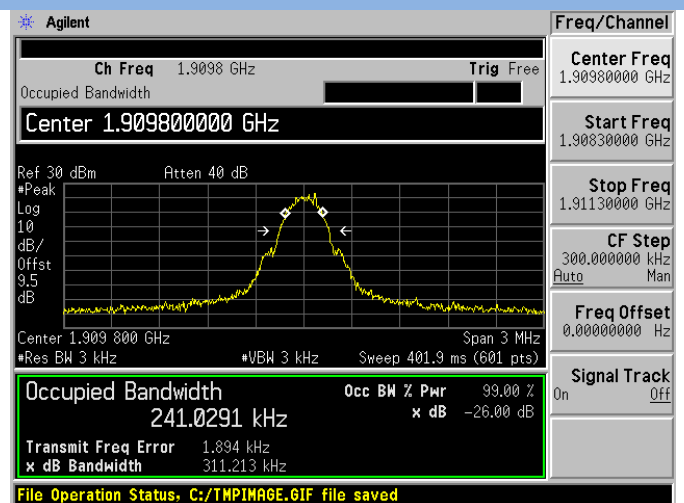
GSM 1900 MHz LCH



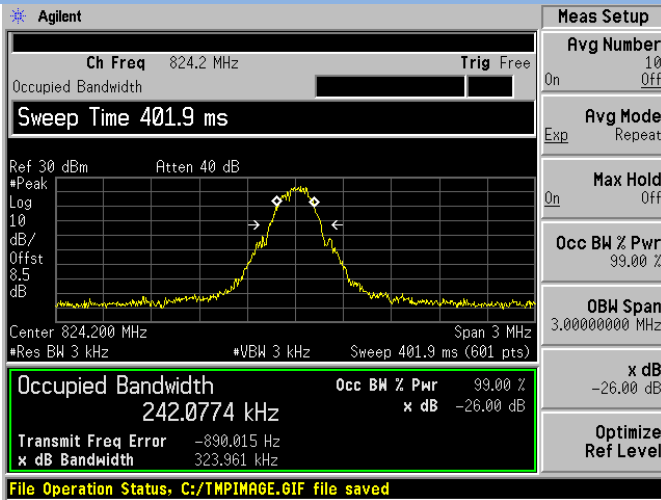
GSM 1900 MHz MCH



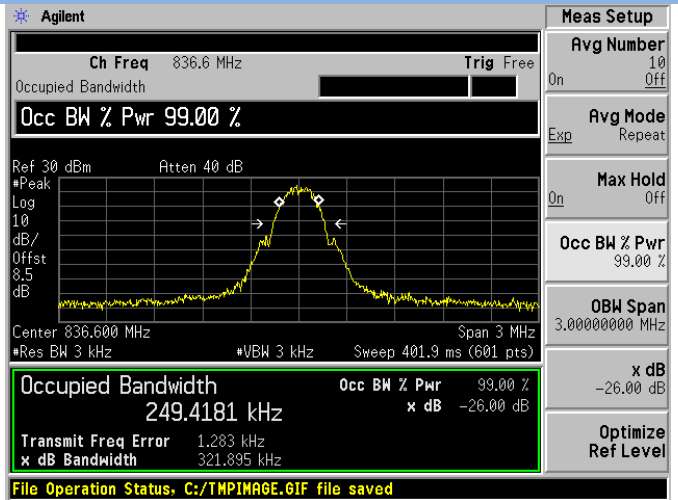
GSM 1900 MHz HCH



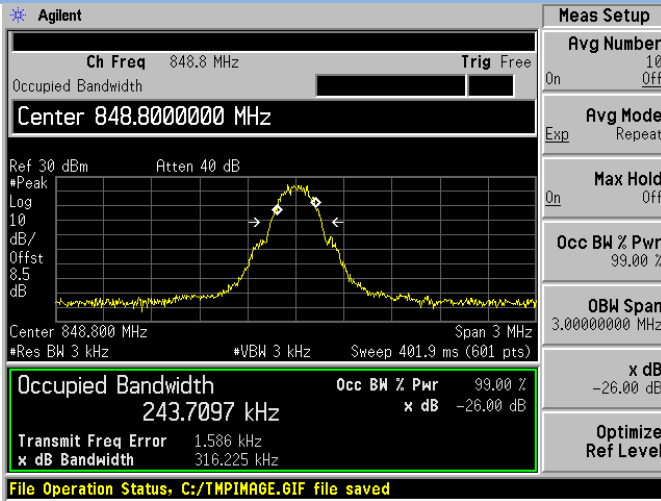
GPRS 850 MHz LCH



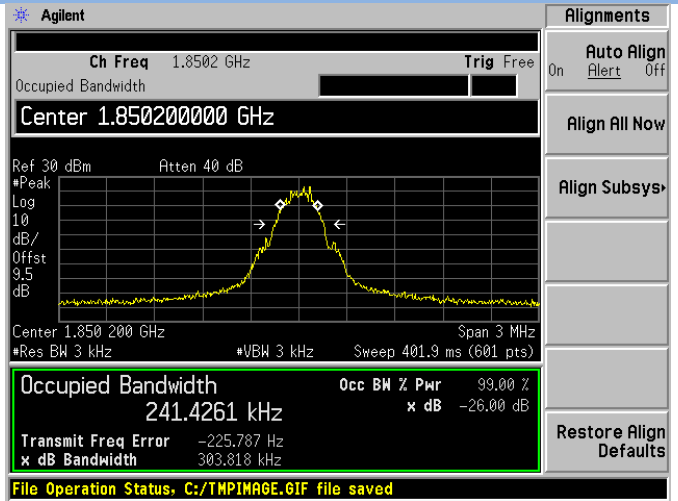
GPRS 850 MHz MCH



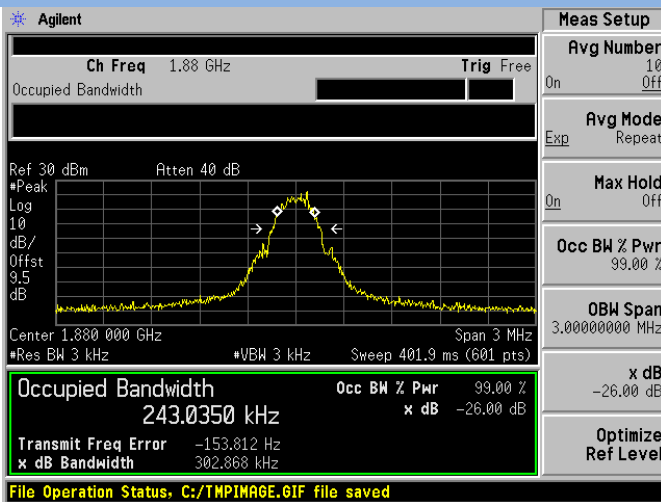
GPRS 850 MHz HCH



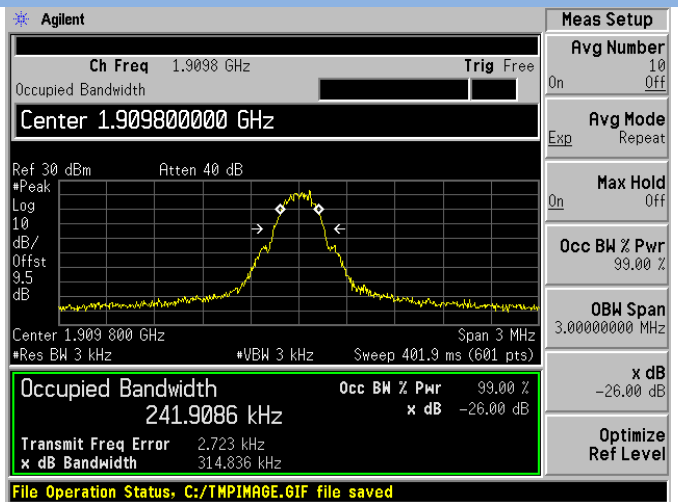
GPRS 1900 MHz LCH



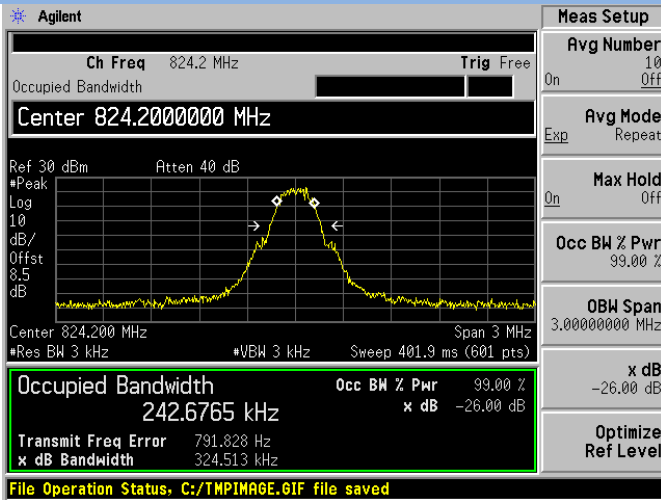
GPRS 1900 MHz MCH



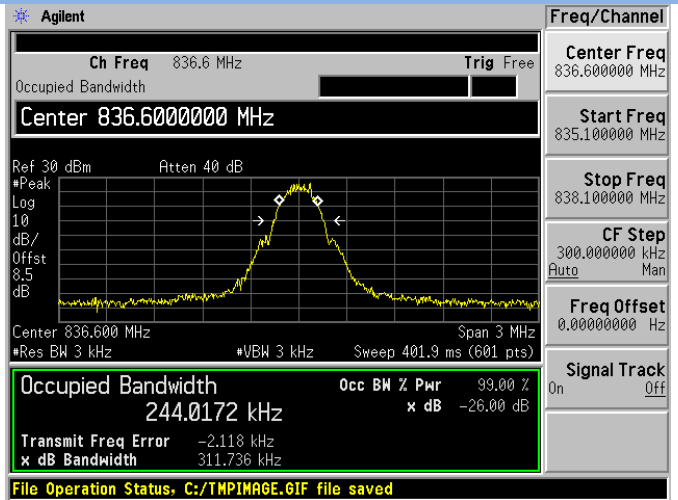
GPRS 1900 MHz HCH



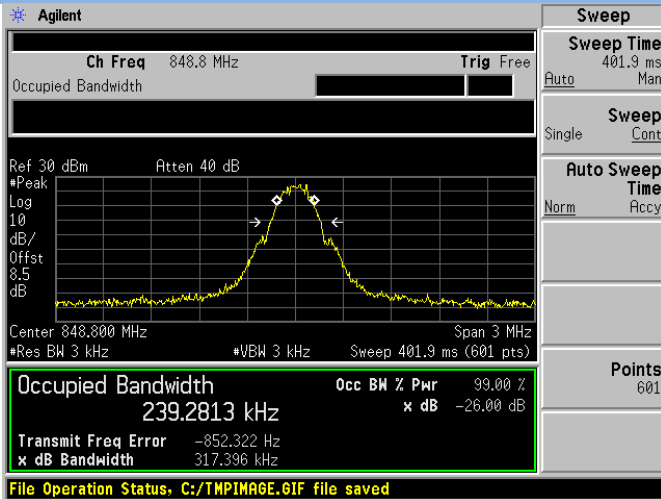
EGPRS 850 MHz LCH



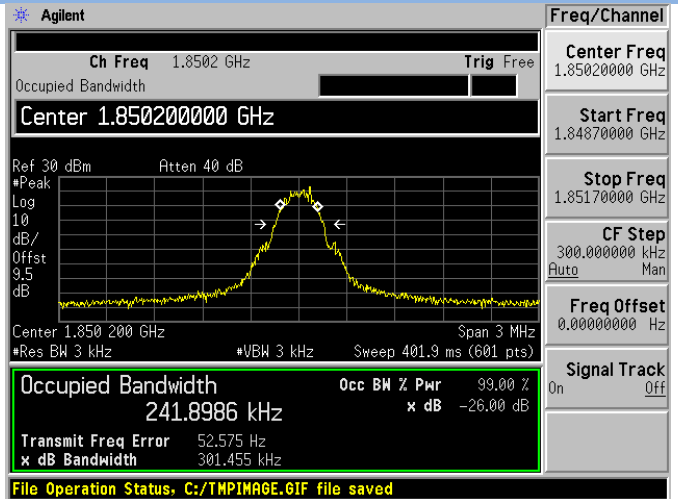
EGPRS 850 MHz MCH



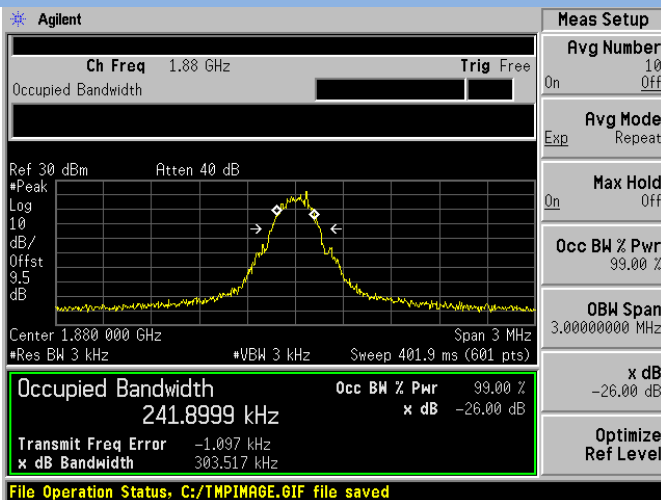
EGPRS 850 MHz HCH



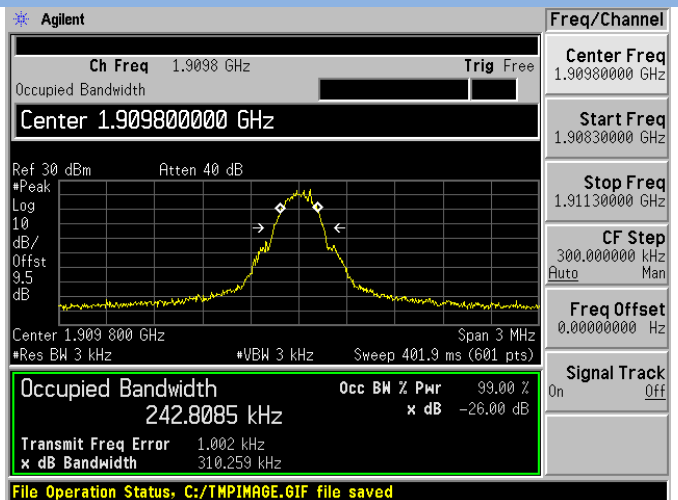
EGPRS 1900 MHz LCH



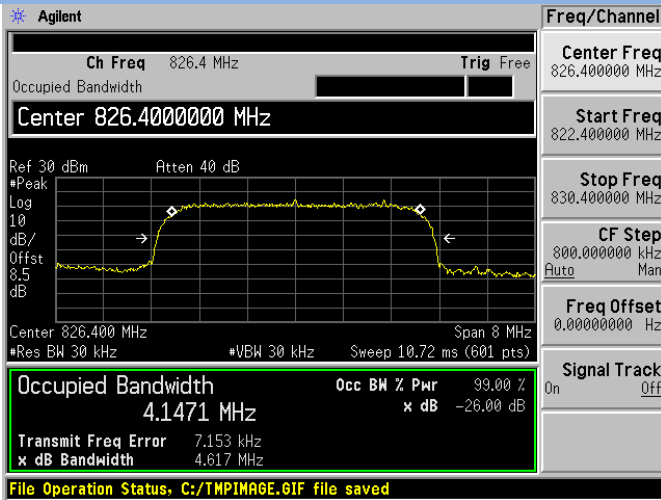
EGPRS 1900 MHz MCH



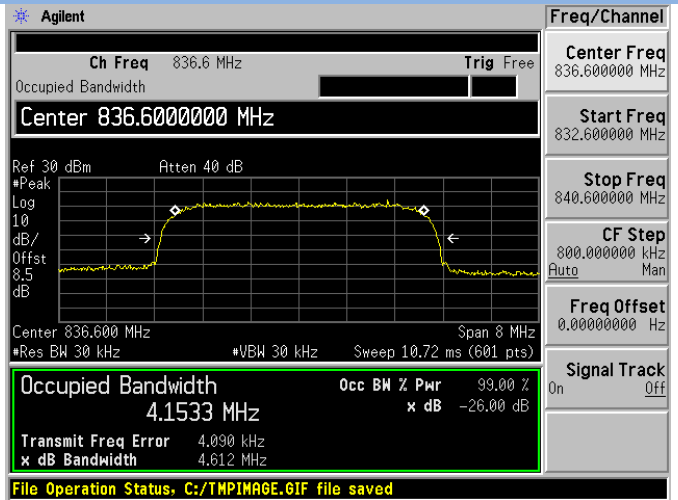
EGPRS 1900 MHz HCH



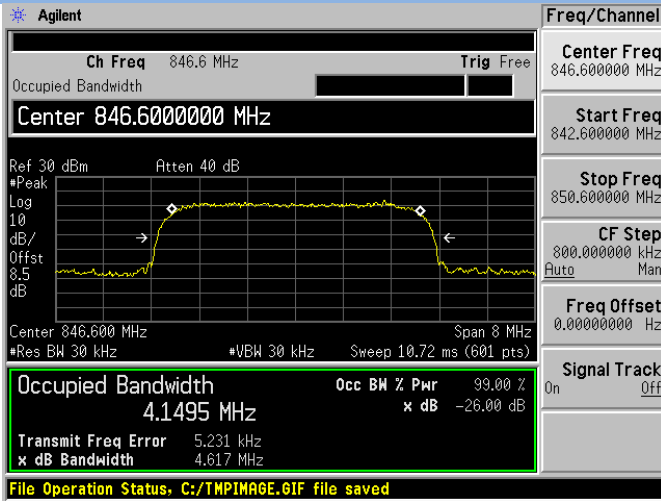
WCDMA 850 MHz LCH



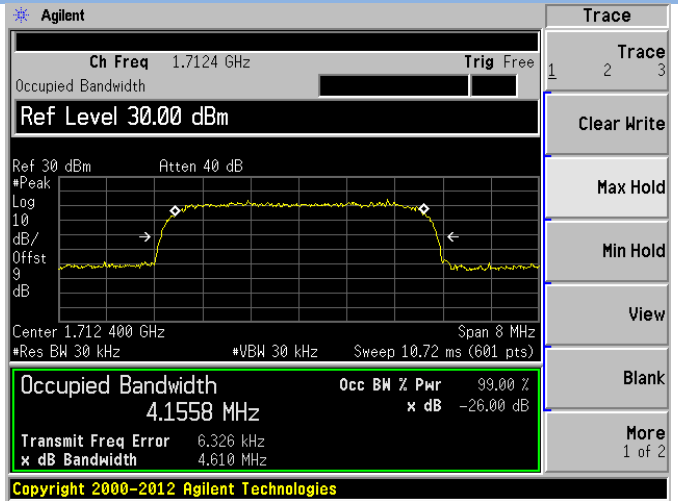
WCDMA 850 MHz MCH



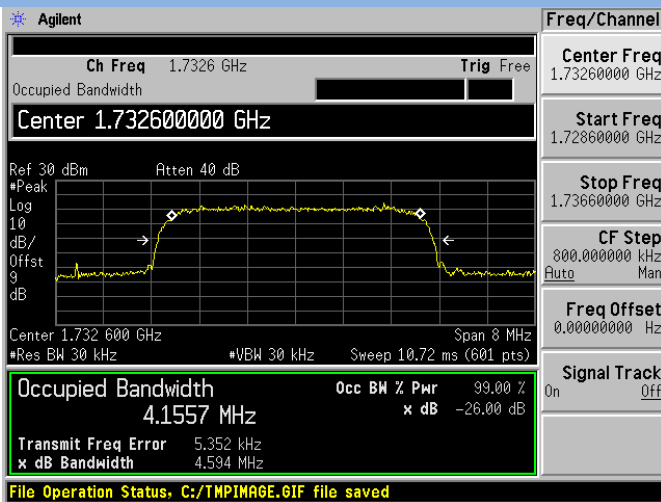
WCDMA 850 MHz HCH



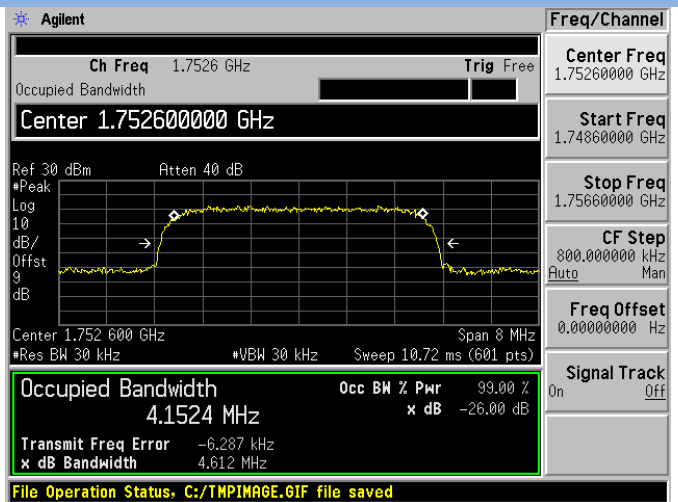
WCDMA 1700 MHz LCH



WCDMA 1700 MHz MCH



WCDMA 1700 MHz HCH



WCDMA 1900 MHz LCH

Agilent

Ch Freq 1.8524 GHz Trig Free

Occupied Bandwidth

VBW 30.0 kHz

Ref 30 dBm Atten 40 dB

#Peak Log 10 dB/ Offst 9.5 dB

Center 1.852 400 GHz Span 8 MHz

#Res BW 30 kHz #VBW 30 kHz Sweep 10.72 ms (601 pts)

Occupied Bandwidth 4.1633 MHz

Occ BW % Pwr 99.00 %

x dB -26.00 dB

Transmit Freq Error 10.609 kHz

x dB Bandwidth 4.633 MHz

File Operation Status. C:/TMPIMAGE.GIF file saved

BW/Avg

Res BW 30.0 kHz

Auto Man

Video BW 30.0 kHz

Auto Man

VBW/RBW 10.00000

Auto Man

Average 10

On Off

Avg/VBW Type Log-Pwr (Video)

Auto Man

Span/RBW 106

Auto Man

WCDMA 1900 MHz MCH

Agilent

Ch Freq 1.88 GHz Trig Free

Occupied Bandwidth

Center 1.880000000 GHz

Ref 30 dBm Atten 40 dB

#Peak Log 10 dB/ Offst 9.5 dB

Center 1.880 000 GHz Span 8 MHz

#Res BW 30 kHz #VBW 30 kHz Sweep 10.72 ms (601 pts)

Occupied Bandwidth 4.1522 MHz

Occ BW % Pwr 99.00 %

x dB -26.00 dB

Transmit Freq Error 4.007 kHz

x dB Bandwidth 4.611 MHz

File Operation Status. C:/TMPIMAGE.GIF file saved

Freq/Channel

Center Freq 1.88000000 GHz

Start Freq 1.87600000 GHz

Stop Freq 1.88400000 GHz

CF Step 800.000000 kHz

Auto Man

Freq Offset 0.00000000 Hz

Signal Track On Off

WCDMA 1900 MHz HCH

Agilent

Ch Freq 1.9076 GHz Trig Free

Occupied Bandwidth

Center 1.907600000 GHz

Ref 30 dBm Atten 40 dB

#Peak Log 10 dB/ Offst 9.5 dB

Center 1.907 600 GHz Span 8 MHz

#Res BW 30 kHz #VBW 30 kHz Sweep 10.72 ms (601 pts)

Occupied Bandwidth 4.1720 MHz

Occ BW % Pwr 99.00 %

x dB -26.00 dB

Transmit Freq Error 597.423 Hz

x dB Bandwidth 4.644 MHz

File Operation Status. C:/TMPIMAGE.GIF file saved

Freq/Channel

Center Freq 1.90760000 GHz

Start Freq 1.90360000 GHz

Stop Freq 1.91160000 GHz

CF Step 800.000000 kHz

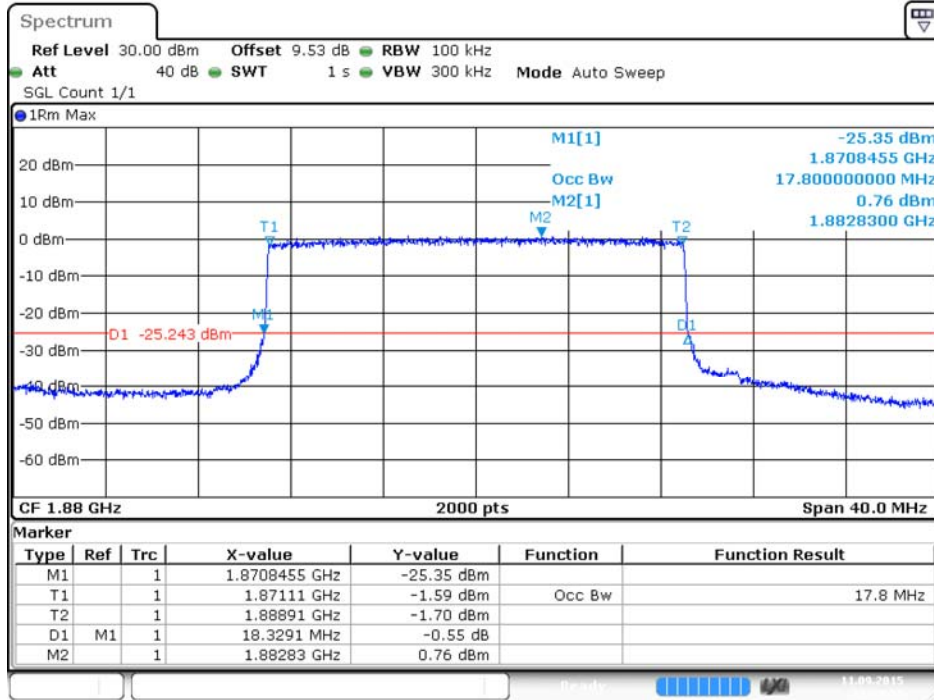
Auto Man

Freq Offset 0.00000000 Hz

Signal Track On Off

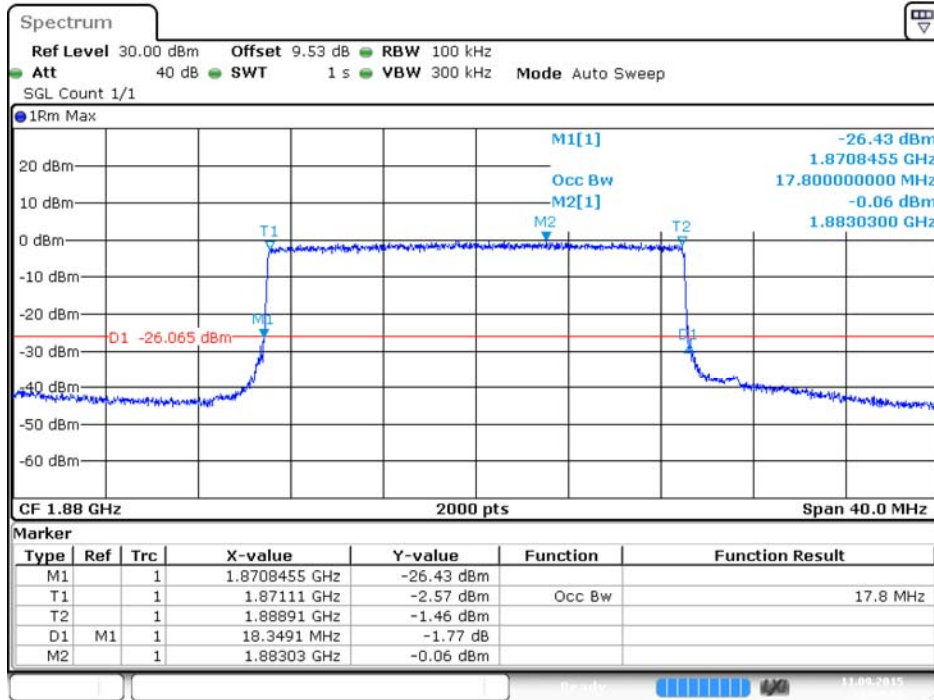
LTE Mode Test Plots

Band 2 QPSK 20 MHz Bandwidth RB100#0 MCH



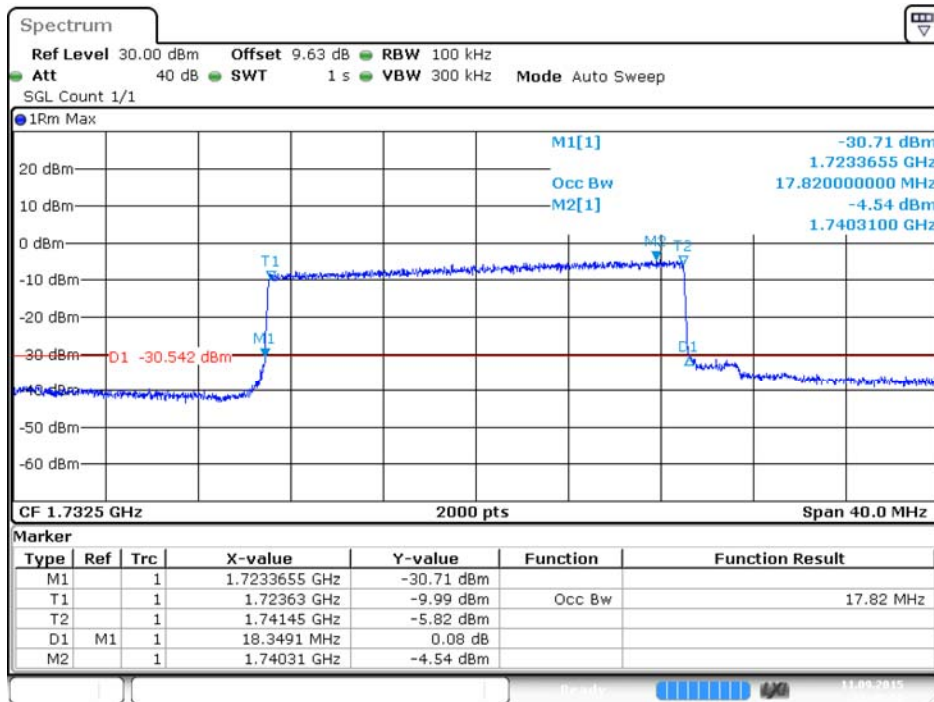
Date: 11.SEP.2015 22:29:58

Band 2 16-QAM 20 MHz Bandwidth RB100#0 MCH



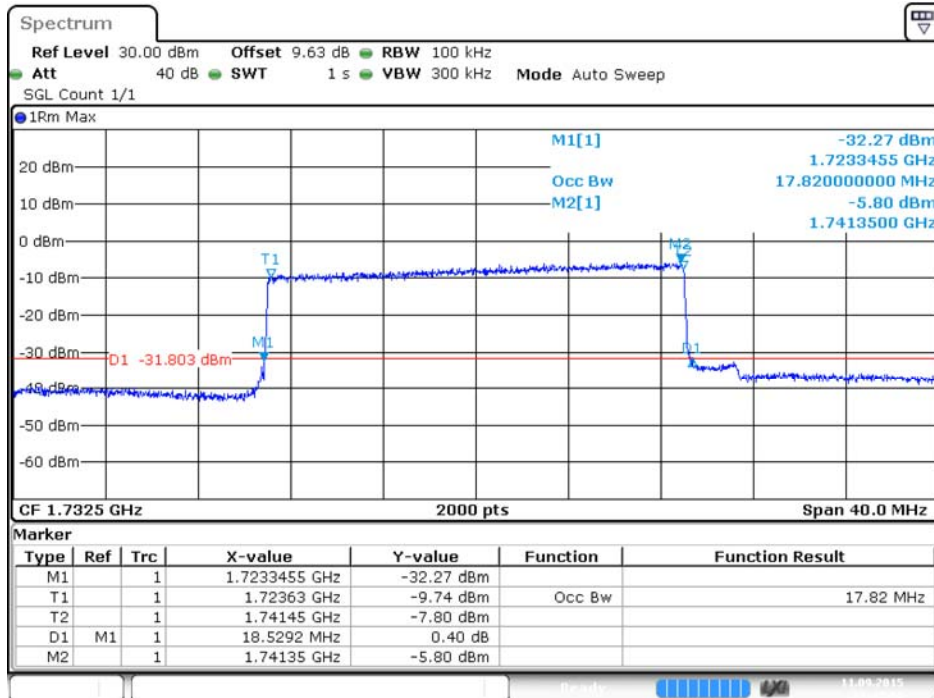
Date: 11.SEP.2015 22:30:09

Band 4 QPSK 20 MHz Bandwidth RB100#0 MCH



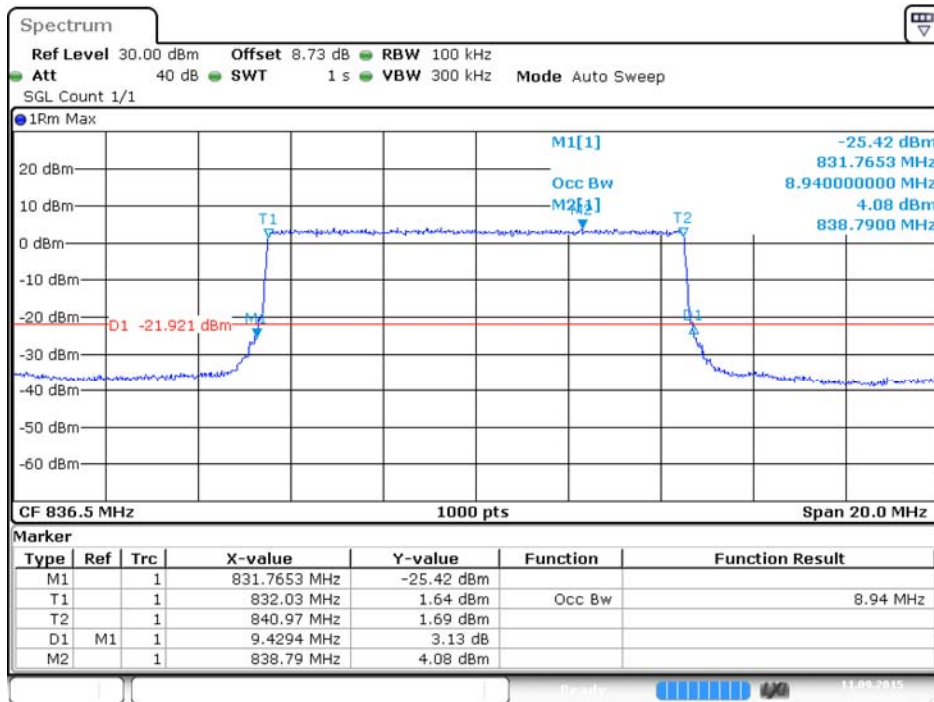
Date: 11.SEP.2015 22:46:57

Band 4 16-QAM 20 MHz Bandwidth RB100#0 MCH



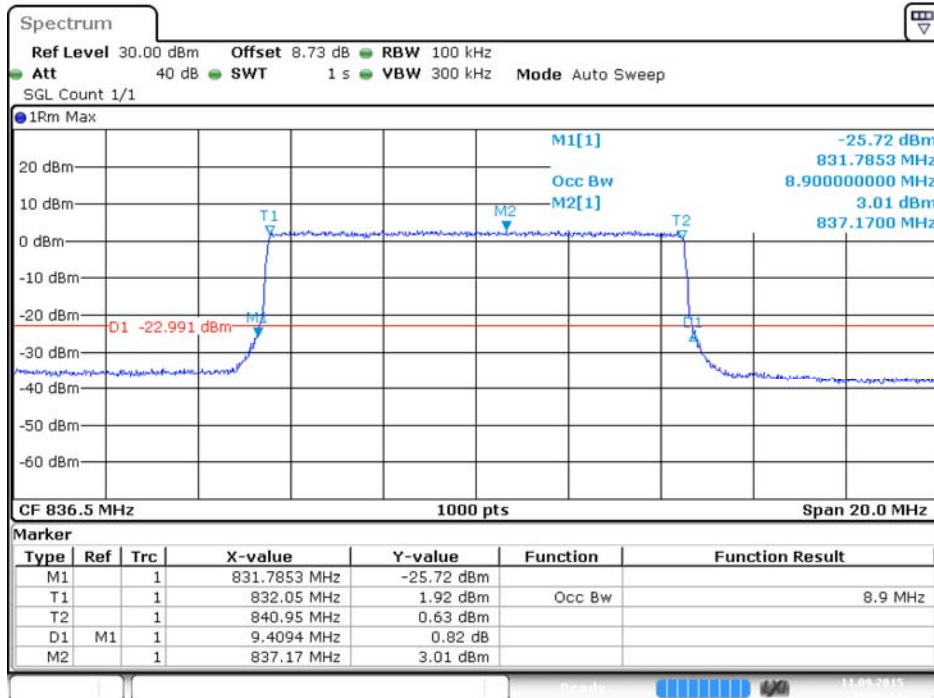
Date: 11.SEP.2015 22:47:07

Band 5 QPSK 10 MHz Bandwidth RB100#0 MCH



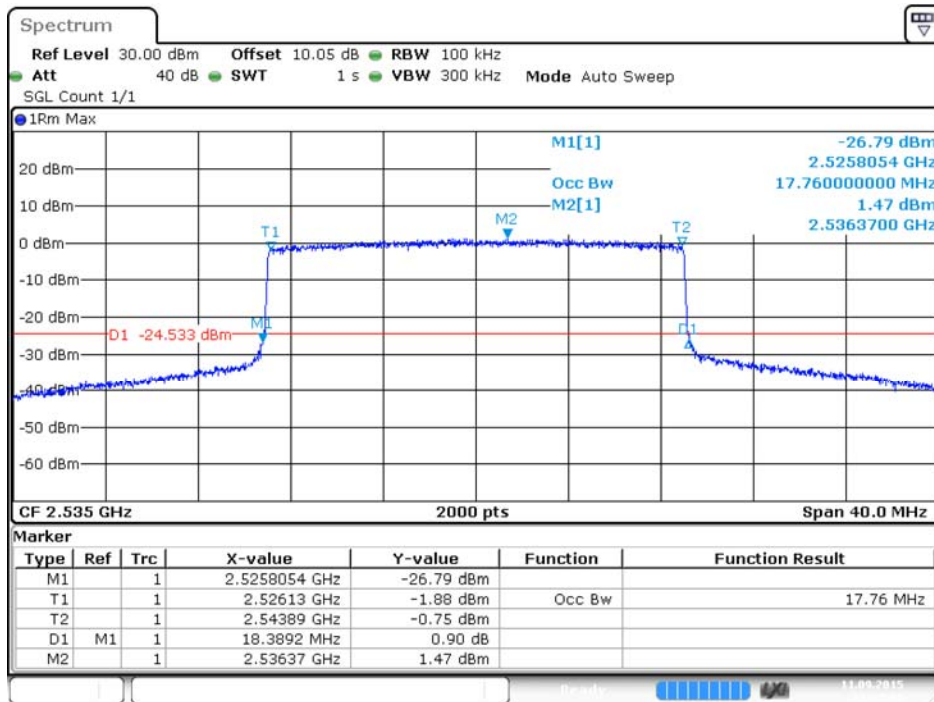
Date: 11.SEP.2015 22:34:07

Band 5 16-QAM 10 MHz Bandwidth RB100#0 MCH



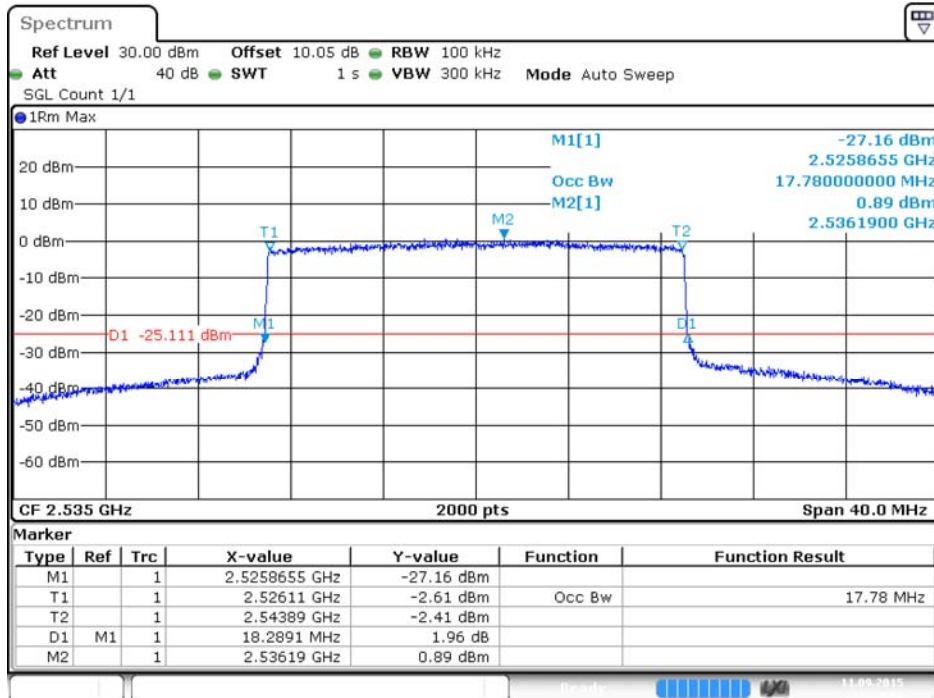
Date: 11.SEP.2015 22:34:17

Band 7 QPSK 20 MHz Bandwidth RB100#0 MCH



Date: 11.SEP.2015 22:37:49

Band 7 16-QAM 20 MHz Bandwidth RB100#0 MCH



Date: 11.SEP.2015 22:38:00

A.4 Frequency Stability

GSM 850 MHz

Test Conditions		Frequency Deviation						Verdict
Power (VDC)	Temperature (°C)	LCH 824.2 MHz		MCH 836.6 MHz		HCH 848.8 MHz		
		Value (Hz)	Limits (Hz)	Value (Hz)	Limits (Hz)	Value (Hz)	Limits (Hz)	
3.8	-30	12.63	±2060.5	34.21	±2091.5	-2.81	±2122	Pass
	-20	42.41		11.57		5.42		
	-10	4.00		33.76		47.87		
	0	-7.89		9.18		6.89		
	+10	-8.11		25.52		26.33		
	+20	32.78		16.15		11.02		
	+30	44.40		27.39		-0.69		
	+40	-7.29		-0.96		57.99		
+50	47.40	31.82	51.28					
4.2	+25	3.60	-3.32	50.92				
3.7	+25	-13.23	32.60	61.50				

GSM 1900 MHz

Test Conditions		Frequency Deviation						Verdict
Power (VDC)	Temperature (°C)	LCH 1850.2 MHz		MCH 1880 MHz		HCH 1909.8 MHz		
		Value (Hz)	Limits (Hz)	Value (Hz)	Limits (Hz)	Value (Hz)	Limits (Hz)	
3.8	-30	-11.37	±4625.5	5.07	±4700.0	4.21	±4774.5	Pass
	-20	25.34		-2.63		-6.77		
	-10	7.07		0.31		7.35		
	0	2.51		-3.20		-11.20		
	+10	12.69		1.18		8.74		
	+20	22.70		3.61		10.75		
	+30	1.85		-11.62		-9.44		
	+40	-7.93		-7.97		17.64		
+50	-2.98	-8.23	-12.24					
4.2	+25	14.83	21.16	7.54				
3.7	+25	19.32	26.94	7.84				

GPRS 850 MHz

Test Conditions		Frequency Deviation						Verdict
Power (VDC)	Temperature (°C)	LCH 824.2 MHz		MCH 836.6 MHz		HCH 848.8 MHz		
		Value (Hz)	Limits (Hz)	Value (Hz)	Limits (Hz)	Value (Hz)	Limits (Hz)	
3.8	-30	1.63	±2060.5	-5.89	±2091.5	13.97	±2122	Pass
	-20	9.34		17.78		-19.32		
	-10	11.71		6.33		18.71		
	0	14.68		11.88		11.82		
	+10	-3.31		9.90		1.23		
	+20	-18.77		-11.42		-3.60		
	+30	17.72		16.32		-7.78		
	+40	21.28		-1.84		22.21		
+50	-4.65	11.96	-11.57					
4.2	+25	-23.06	16.99	1.97				
3.7	+25	16.09	13.49	11.40				

GPRS 1900 MHz

Test Conditions		Frequency Deviation						Verdict
Power (VDC)	Temperature (°C)	LCH 1850.2 MHz		MCH 1880 MHz		HCH 1909.8 MHz		
		Value (Hz)	Limits (Hz)	Value (Hz)	Limits (Hz)	Value (Hz)	Limits (Hz)	
3.8	-30	-3.14	±4625.5	-2.43	±4700.0	-2.50	±4774.5	Pass
	-20	0.06		-4.67		0.30		
	-10	-3.58		-4.69		-0.39		
	0	-4.78		-4.20		-1.05		
	+10	-3.45		-0.03		-3.76		
	+20	-3.66		-2.01		-1.34		
	+30	-1.42		-4.41		0.57		
	+40	-2.74		-2.95		-4.77		
+50	0.26	-2.09	-2.59					
4.2	+25	0.50	-3.52	-1.73				
3.7	+25	-4.74	-0.19	-2.23				

EGPRS 850 MHz

Test Conditions		Frequency Deviation						Verdict
Power (VDC)	Temperature (°C)	LCH 824.2 MHz		MCH 836.6 MHz		HCH 848.8 MHz		
		Value (Hz)	Limits (Hz)	Value (Hz)	Limits (Hz)	Value (Hz)	Limits (Hz)	
3.8	-30	-3.46	±2060.5	-20.52	±2091.5	-3.24	±2122	Pass
	-20	-9.41		-3.54		-6.46		
	-10	-15.83		-11.23		-4.99		
	0	-19.65		-5.66		-13.63		
	+10	-11.11		-21.44		-21.76		
	+20	-4.74		-1.49		-22.58		
	+30	-8.65		-2.14		-20.38		
	+40	-14.60		-12.23		-3.33		
+50	-19.30	-4.96	-8.73					
4.2	+25	-18.14	-21.98	-3.08				
3.7	+25	-12.27	-8.35	-21.56				

EGPRS 1900 MHz

Test Conditions		Frequency Deviation						Verdict
Power (VDC)	Temperature (°C)	LCH 1850.2 MHz		MCH 1880 MHz		HCH 1909.8 MHz		
		Value (Hz)	Limits (Hz)	Value (Hz)	Limits (Hz)	Value (Hz)	Limits (Hz)	
3.8	-30	7.01	±4625.5	-11.03	±4700.0	21.02	±4774.5	Pass
	-20	-13.74		-2.06		43.08		
	-10	28.59		12.88		20.65		
	0	-5.09		-21.75		-3.32		
	+10	50.44		-18.76		42.75		
	+20	-16.77		32.54		-2.32		
	+30	47.36		-18.89		23.12		
	+40	15.51		44.49		11.33		
+50	41.05	40.72	-17.55					
4.2	+25	21.79	16.15	38.10				
3.7	+25	10.20	52.34	-12.06				

WCDMA 850 MHz

Test Conditions		Frequency Deviation						Verdict
Power (VDC)	Temperature (°C)	LCH 826.4 MHz		MCH 836.6 MHz		HCH 846.6 MHz		
		Value (Hz)	Limits (Hz)	Value (Hz)	Limits (Hz)	Value (Hz)	Limits (Hz)	
3.8	-30	-3.84	±2066	-7.59	±2091.5	27.81	±2116.5	Pass
	-20	-7.80		-13.70		-13.60		
	-10	-8.83		-12.65		7.75		
	0	33.43		0.13		-5.54		
	+10	16.44		-9.43		17.66		
	+20	-3.73		-20.15		32.44		
	+30	-6.97		16.59		35.59		
	+40	-0.72		-1.56		3.87		
+50	19.21	-8.00	28.20					
4.2	+25	22.85	4.24	-15.64				
3.7	+25	-11.33	-8.63	35.41				

WCDMA 1700 MHz

Test Conditions		Frequency Deviation						Verdict
Power (VDC)	Temperature (°C)	LCH 1712.4 MHz		MCH 1728.6 MHz		HCH 1752.6 MHz		
		Value (Hz)	Limits (Hz)	Value (Hz)	Limits (Hz)	Value (Hz)	Limits (Hz)	
3.8	-30	-8.05	±4281	-6.47	±4321.5	4.67	±4381.5	Pass
	-20	-4.83		-6.54		41.98		
	-10	-6.24		-6.38		-16.33		
	0	-4.58		-1.96		-27.80		
	+10	-5.57		-9.56		1.66		
	+20	-8.63		-6.01		-3.47		
	+30	-2.02		-5.16		9.22		
	+40	-7.69		-2.75		0.97		
+50	-7.38	-3.02	-2.52					
4.2	+25	-8.31	-2.86	28.81				
3.7	+25	-2.06	-9.77	10.54				

WCDMA 1900 MHz

Test Conditions		Frequency Deviation						Verdict
Power (VDC)	Temperature (°C)	LCH 1852.4 MHz		MCH 1880 MHz		HCH 1907.6 MHz		
		Value (Hz)	Limits (Hz)	Value (Hz)	Limits (Hz)	Value (Hz)	Limits (Hz)	
3.8	-30	3.84	±4631	8.86	±4700	25.49	±4769	Pass
	-20	29.99		15.57		32.97		
	-10	-8.45		29.39		31.99		
	0	3.44		33.64		4.48		
	+10	18.96		13.19		3.41		
	+20	9.05		21.88		18.21		
	+30	10.62		-15.81		17.04		
	+40	29.22		0.87		7.25		
+50	30.07	10.66	7.66					
4.2	+25	-6.41	12.71	-4.00				
3.7	+25	10.09	21.84	-13.28				

LTE Band 2 QPSK 10 MHz

Test Conditions		Frequency Deviation		Verdict
Power (VDC)	Temperature (°C)	MCH 1880 MHz		
		Value (Hz)	Limits (Hz)	
3.8	-30	-4.46	±4700	Pass
	-20	-3.25		
	-10	-3.25		
	0	-4.54		
	+10	-4.63		
	+20	-3.00		
	+30	-3.27		
	+40	-4.60		
+50	-2.86			
4.2	+25	-2.85		
3.7	+25	-4.80		

LTE Band 2 16QAM 10 MHz

Test Conditions		Frequency Deviation		Verdict
Power (VDC)	Temperature (°C)	MCH 1880 MHz		
		Value (Hz)	Limits (Hz)	
3.8	-30	-7.84	±4700	Pass
	-20	-10.56		
	-10	-15.58		
	0	-5.69		
	+10	-8.11		
	+20	-1.98		
	+30	-15.32		
	+40	2.79		
	+50	-0.93		
4.2	+25	-16.28		
3.7	+25	-17.90		

LTE Band 4 QPSK 10 MHz

Test Conditions		Frequency Deviation		Verdict
Power (VDC)	Temperature (°C)	MCH 1732.5 MHz		
		Value (Hz)	Limits (Hz)	
3.8	-30	16.57	±4331.25	Pass
	-20	0.09		
	-10	-6.66		
	0	15.73		
	+10	-6.86		
	+20	16.85		
	+30	-1.79		
	+40	11.07		
	+50	-4.99		
4.2	+25	-0.74		
3.7	+25	8.57		

LTE Band 4 16QAM 10 MHz

Test Conditions		Frequency Deviation		Verdict
Power (VDC)	Temperature (°C)	MCH 1732.5 MHz		
		Value (Hz)	Limits (Hz)	
3.8	-30	-3.49	±4331.25	Pass
	-20	-12.11		
	-10	-6.93		
	0	-10.72		
	+10	-14.66		
	+20	-5.02		
	+30	-0.60		
	+40	-17.50		
4.2	+25	-10.35		
3.7	+25	-16.37		
		-2.72		

LTE Band 5 QPSK 10 MHz

Test Conditions		Frequency Deviation		Verdict
Power (VDC)	Temperature (°C)	MCH 836.5 MHz		
		Value (Hz)	Limits (Hz)	
3.8	-30	16.43	±2091.25	Pass
	-20	-5.85		
	-10	-1.41		
	0	14.06		
	+10	0.91		
	+20	8.39		
	+30	-2.61		
	+40	-4.69		
4.2	+25	-1.74		
3.7	+25	14.81		
		13.89		

LTE Band 5 16QAM 10 MHz

Test Conditions		Frequency Deviation		Verdict
Power (VDC)	Temperature (°C)	MCH 836.5 MHz		
		Value (Hz)	Limits (Hz)	
3.8	-30	1.20	±2091.25	Pass
	-20	-12.33		
	-10	-13.91		
	0	0.95		
	+10	-3.42		
	+20	-1.18		
	+30	-14.38		
	+40	-17.60		
4.2	+25	-15.04		
3.7	+25	-6.86		

LTE Band 7 QPSK 10 MHz

Test Conditions		Frequency Deviation		Verdict
Power (VDC)	Temperature (°C)	MCH 2535 MHz		
		Value (Hz)	Limits (Hz)	
3.8	-30	33.79	±6337.5	Pass
	-20	22.89		
	-10	20.77		
	0	-5.91		
	+10	12.50		
	+20	-1.89		
	+30	2.49		
	+40	22.17		
4.2	+25	15.79		
3.7	+25	12.89		

LTE Band 7 16QAM10 MHz

Test Conditions		Frequency Deviation		Verdict
Power (VDC)	Temperature (°C)	MCH 2535 MHz		
		Value (Hz)	Limits (Hz)	
3.8	-30	-2.38	±6337.5	Pass
	-20	-7.98		
	-10	1.14		
	0	-1.39		
	+10	5.47		
	+20	-7.61		
	+30	6.09		
	+40	5.49		
	+50	10.19		
4.2	+25	8.71		
3.7	+25	-8.32		

A.5 Spurious Emission at Antenna Terminals

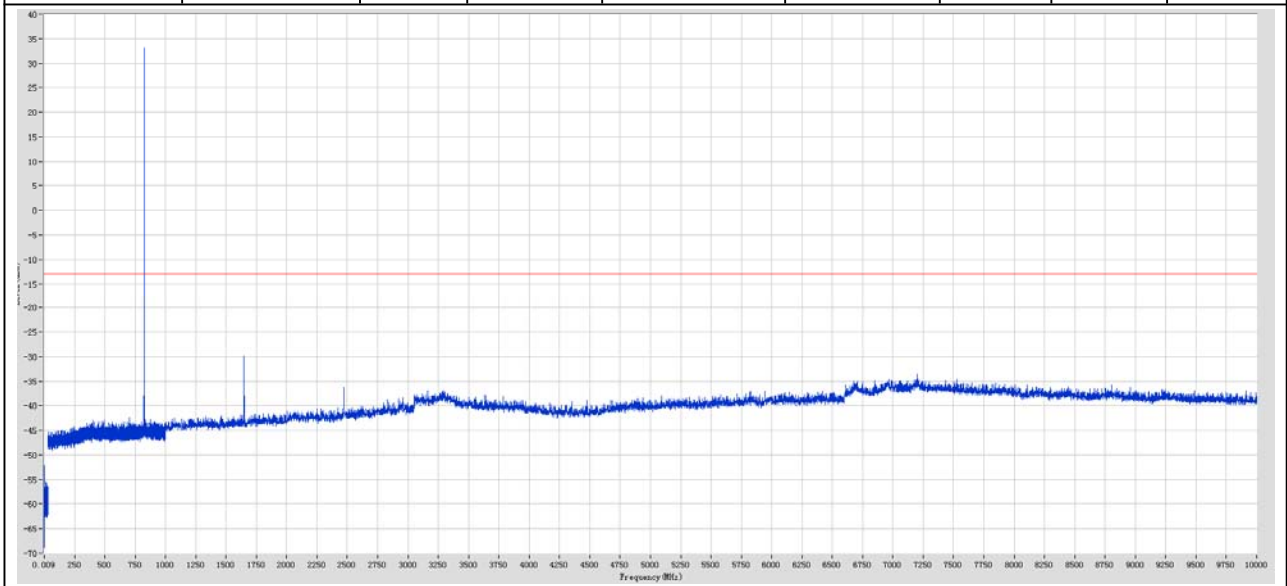
Note 1: GSM and GPRS, EGPRS modes have been verified, Only the worst data with different data bandwidth show here.

Note 2: The frequency of verdict which mark by "N/A" should be ignored because they are MS carrier frequency.

Test Data

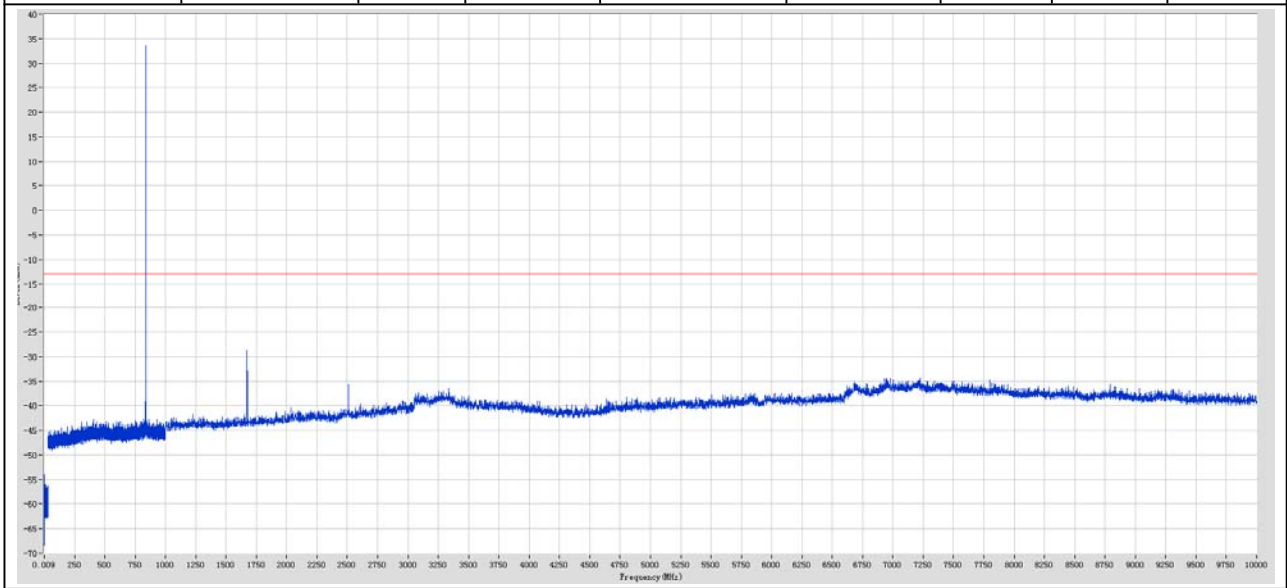
GSM 850 MHz LCH

Start Frequency [MHz]	Stop Frequency [MHz]	RBW [MHz]	Detector	Frequency [Hz]	Emission [dBm]	Limit [dBm]	Verdict	Sweep Point
0.009	0.15	0.001	Peak	9.94 k	-57.07	-13	Pass	601
0.15	30	0.01	Peak	160.003 k	-52.14	-13	Pass	2985
30	500	0.1	Peak	400.87891 M	-42.94	-13	Pass	4700
500	1000	0.1	Peak	824.164833 M	33.16	-13	N/A	5000
1000	10000	1	Peak	1648.07911 1 M	-29.83	-13	Pass	9000



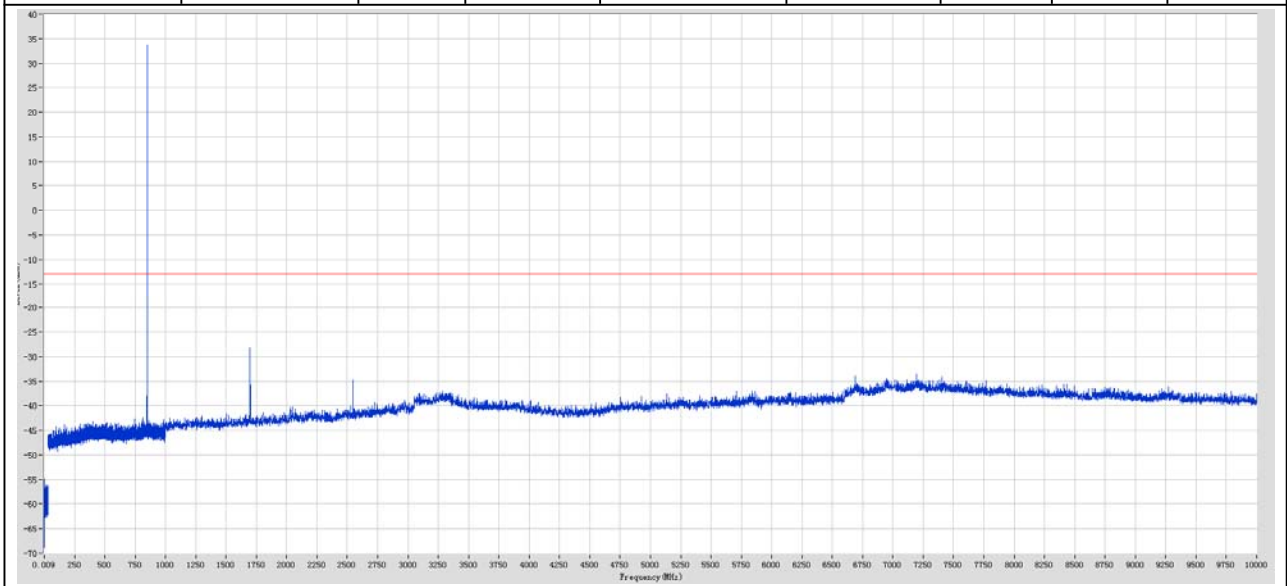
GSM 850 MHz MCH

Start Frequency [MHz]	Stop Frequency [MHz]	RBW [MHz]	Detector	Frequency [Hz]	Emission [dBm]	Limit [dBm]	Verdict	Sweep Point
0.009	0.15	0.001	Peak	10.175 k	-56.45	-13	Pass	601
0.15	30	0.01	Peak	380.077 k	-54.01	-13	Pass	2985
30	500	0.1	Peak	409.380719 M	-42.89	-13	Pass	4700
500	1000	0.1	Peak	836.567313 M	33.52	-13	N/A	5000
1000	10000	1	Peak	1673.08216 3 M	-28.8	-13	Pass	9000



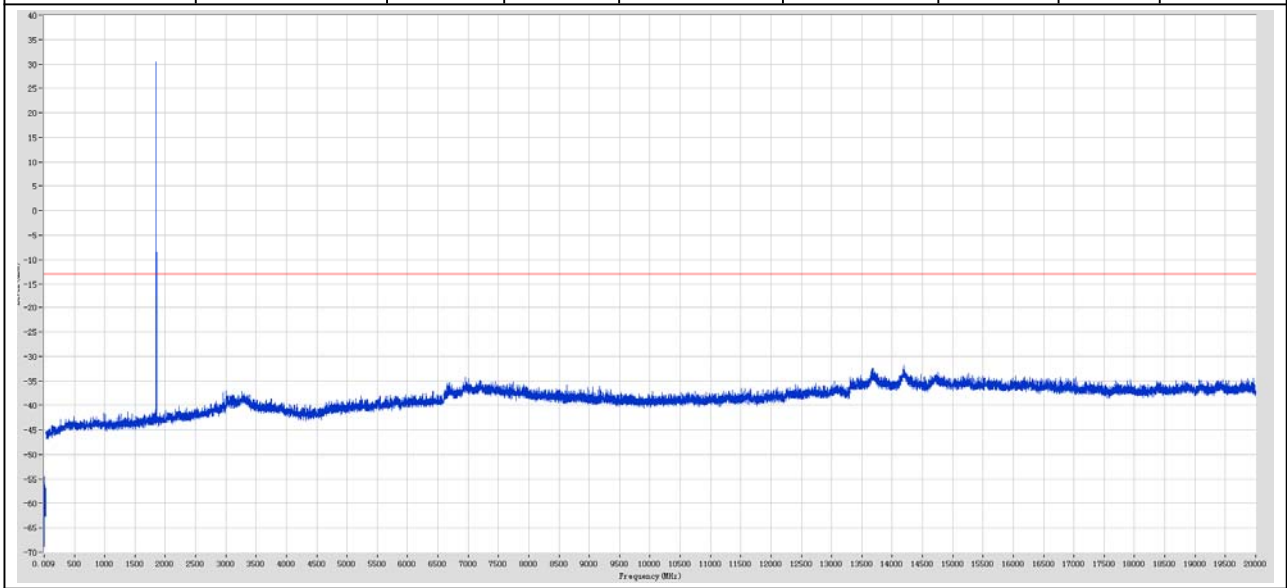
GSM 850 MHz HCH

Start Frequency [MHz]	Stop Frequency [MHz]	RBW [MHz]	Detector	Frequency [Hz]	Emission [dBm]	Limit [dBm]	Verdict	Sweep Point
0.009	0.15	0.001	Peak	11.585 k	-57.03	-13	Pass	601
0.15	30	0.01	Peak	250.034 k	-54.92	-13	Pass	2985
30	500	0.1	Peak	397.978293 M	-43.08	-13	Pass	4700
500	1000	0.1	Peak	848.769754 M	33.79	-13	N/A	5000
1000	10000	1	Peak	1697.08509 3 M	-28.17	-13	Pass	9000



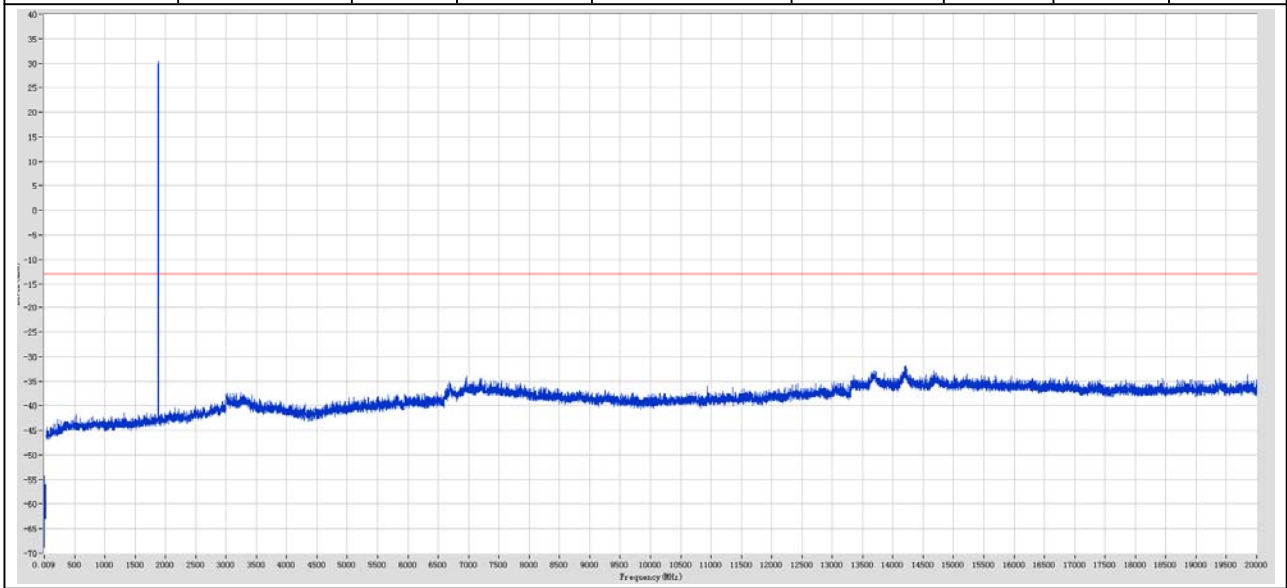
GSM 1900 MHz LCH

Start Frequency [MHz]	Stop Frequency [MHz]	RBW [MHz]	Detector	Frequency [Hz]	Emission [dBm]	Limit [dBm]	Verdict	Sweep Point
0.009	0.15	0.001	Peak	10.88 k	-57.8	-13	Pass	601
0.15	30	0.01	Peak	260.037 k	-54.61	-13	Pass	2985
30	1000	1	Peak	983.98348 8 M	-41.66	-13	Pass	970
1000	3000	1	Peak	1850.4252 13 M	30.44	-13	N/A	2000
3000	20000	1	Peak	14194.366 5 M	-31.86	-13	Pass	17000



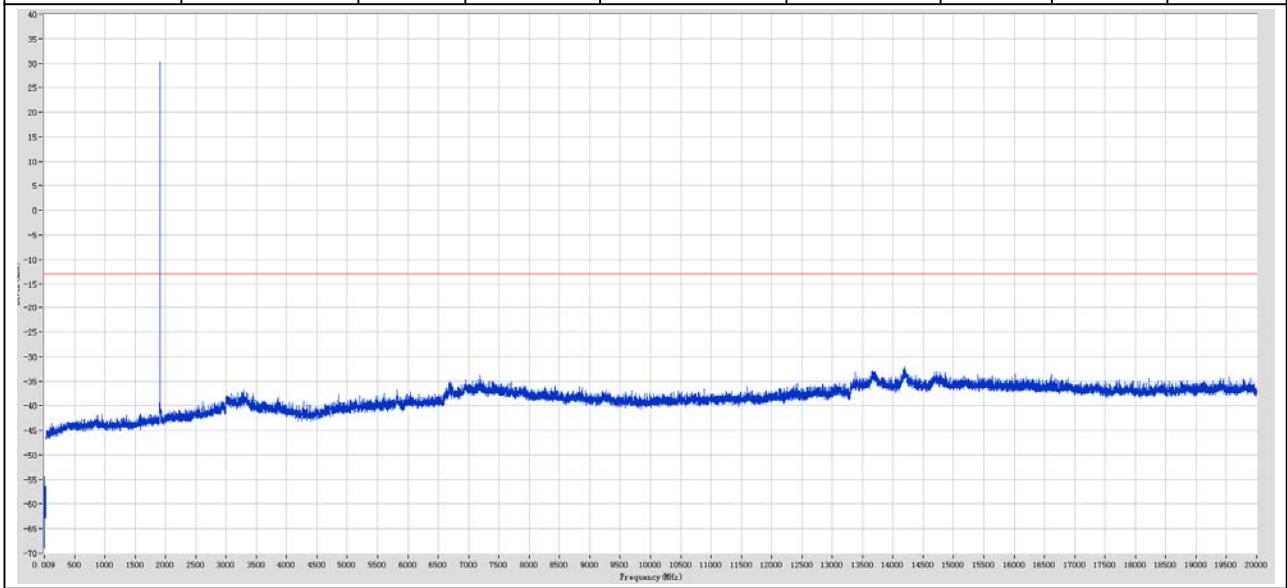
GSM 1900 MHz MCH

Start Frequency [MHz]	Stop Frequency [MHz]	RBW [MHz]	Detector	Frequency [Hz]	Emission [dBm]	Limit [dBm]	Verdict	Sweep Point
0.009	0.15	0.001	Peak	12.29 k	-58.02	-13	Pass	601
0.15	30	0.01	Peak	270.04 k	-54.34	-13	Pass	2985
30	1000	1	Peak	526.511868 M	-41.76	-13	Pass	970
1000	3000	1	Peak	1880.44022 M	30.44	-13	N/A	2000
3000	20000	1	Peak	14219.36955 2 M	-31.79	-13	Pass	17000



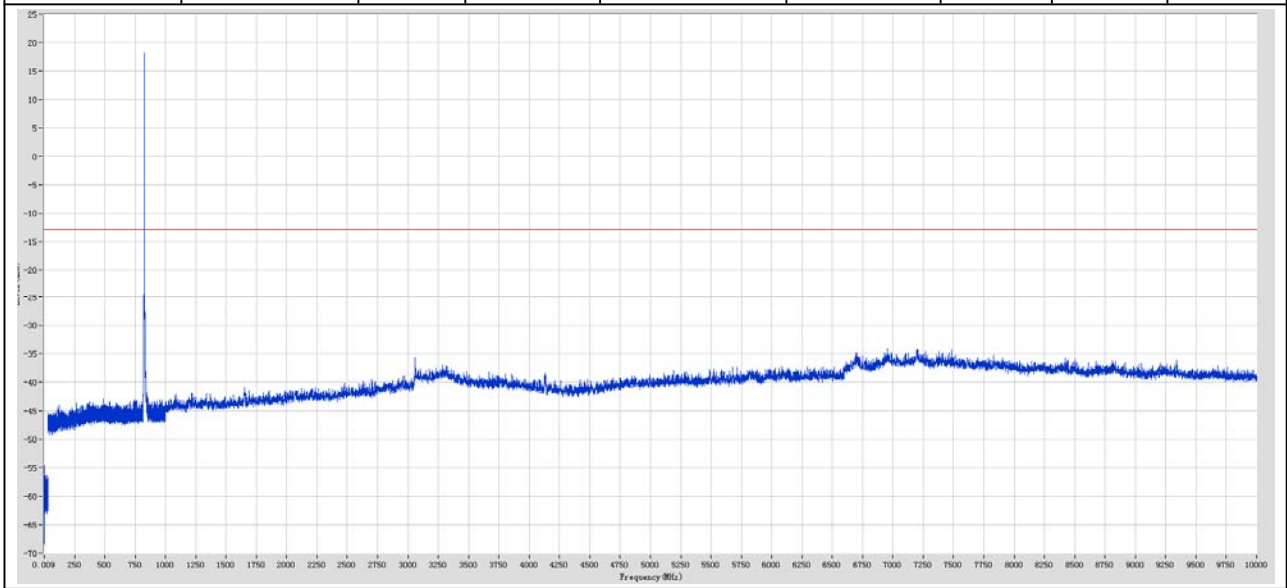
GSM 1900 MHz HCH

Start Frequency [MHz]	Stop Frequency [MHz]	RBW [MHz]	Detector	Frequency [Hz]	Emission [dBm]	Limit [dBm]	Verdict	Sweep Point
0.009	0.15	0.001	Peak	9.705 k	-57.37	-13	Pass	601
0.15	30	0.01	Peak	350.067 k	-54.37	-13	Pass	2985
30	1000	1	Peak	951.950464 M	-41.84	-13	Pass	970
1000	3000	1	Peak	1909.454727 M	30.28	-13	N/A	2000
3000	20000	1	Peak	14194.3665 M	-32.19	-13	Pass	17000



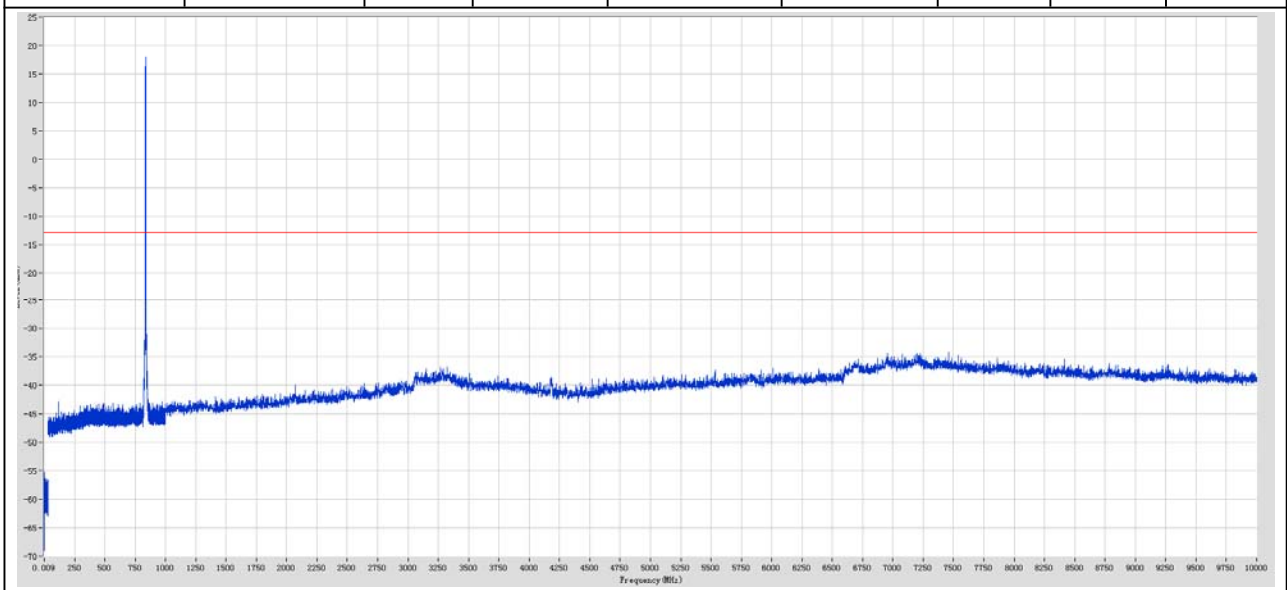
WCDMA 850 MHz LCH

Start Frequency [MHz]	Stop Frequency [MHz]	RBW [MHz]	Detector	Frequency [Hz]	Emission [dBm]	Limit [dBm]	Verdict	Sweep Point
0.009	0.15	0.001	Peak	9.235 k	-56.42	-13	Pass	601
0.15	30	0.01	Peak	290.047 k	-54.62	-13	Pass	2985
30	500	0.1	Peak	484.096616 M	-42.83	-13	Pass	4700
500	1000	0.1	Peak	827.665533 M	18.17	-13	N/A	5000
1000	10000	1	Peak	6955.727017 M	-34.08	-13	Pass	9000



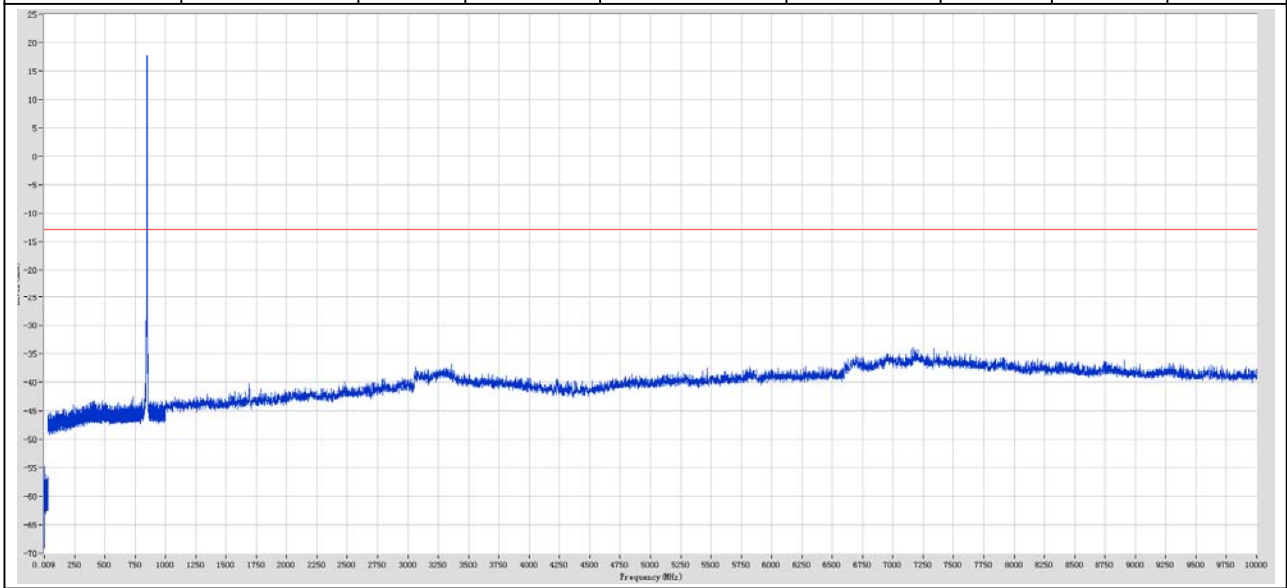
WCDMA 850 MHz MCH

Start Frequency [MHz]	Stop Frequency [MHz]	RBW [MHz]	Detector	Frequency [Hz]	Emission [dBm]	Limit [dBm]	Verdict	Sweep Point
0.009	0.15	0.001	Peak	12.525 k	-56.97	-13	Pass	601
0.15	30	0.01	Peak	150 k	-55.24	-13	Pass	2985
30	500	0.1	Peak	119.619068 M	-42.8	-13	Pass	4700
500	1000	0.1	Peak	835.567113 M	18.03	-13	N/A	5000
1000	10000	1	Peak	7460.7886 7 M	-34.19	-13	Pass	9000



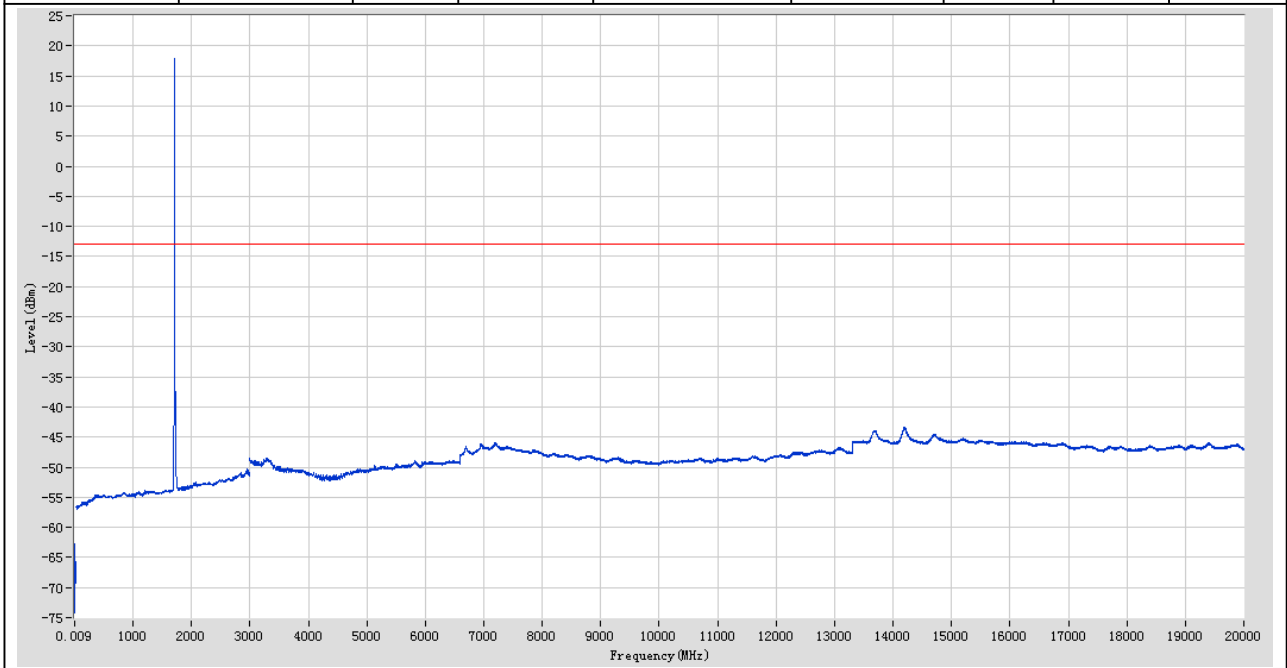
WCDMA 850 MHz HCH

Start Frequency [MHz]	Stop Frequency [MHz]	RBW [MHz]	Detector	Frequency [Hz]	Emission [dBm]	Limit [dBm]	Verdict	Sweep Point
0.009	0.15	0.001	Peak	9.94 k	-57.67	-13	Pass	601
0.15	30	0.01	Peak	150 k	-54.69	-13	Pass	2985
30	500	0.1	Peak	483.796552 M	-43.22	-13	Pass	4700
500	1000	0.1	Peak	847.269454 M	17.73	-13	N/A	5000
1000	10000	1	Peak	7164.75253 3 M	-33.78	-13	Pass	9000



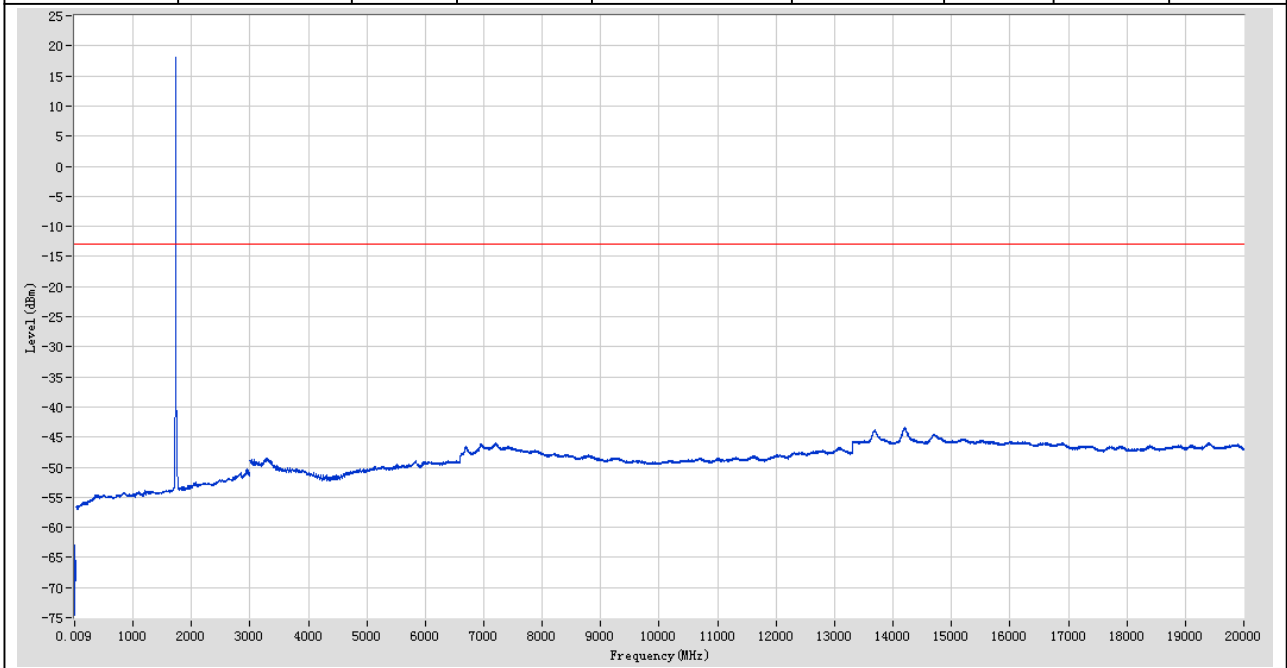
WCDMA 1700 MHz LCH

Start Frequency [MHz]	Stop Frequency [MHz]	RBW [MHz]	Detector	Frequency [Hz]	Emission [dBm]	Limit [dBm]	Verdict	Sweep Point
0.009	0.15	0.001	RMS	9.705 k	-64.6	-13	Pass	601
0.15	30	0.01	RMS	180.01 k	-62.77	-13	Pass	2985
30	1000	1	RMS	841.836945 M	-54.25	-13	Pass	970
1000	3000	1	RMS	1712.356178 M	17.96	-13	N/A	2000
3000	20000	1	RMS	14190.36601 1 M	-43.29	-13	Pass	17000



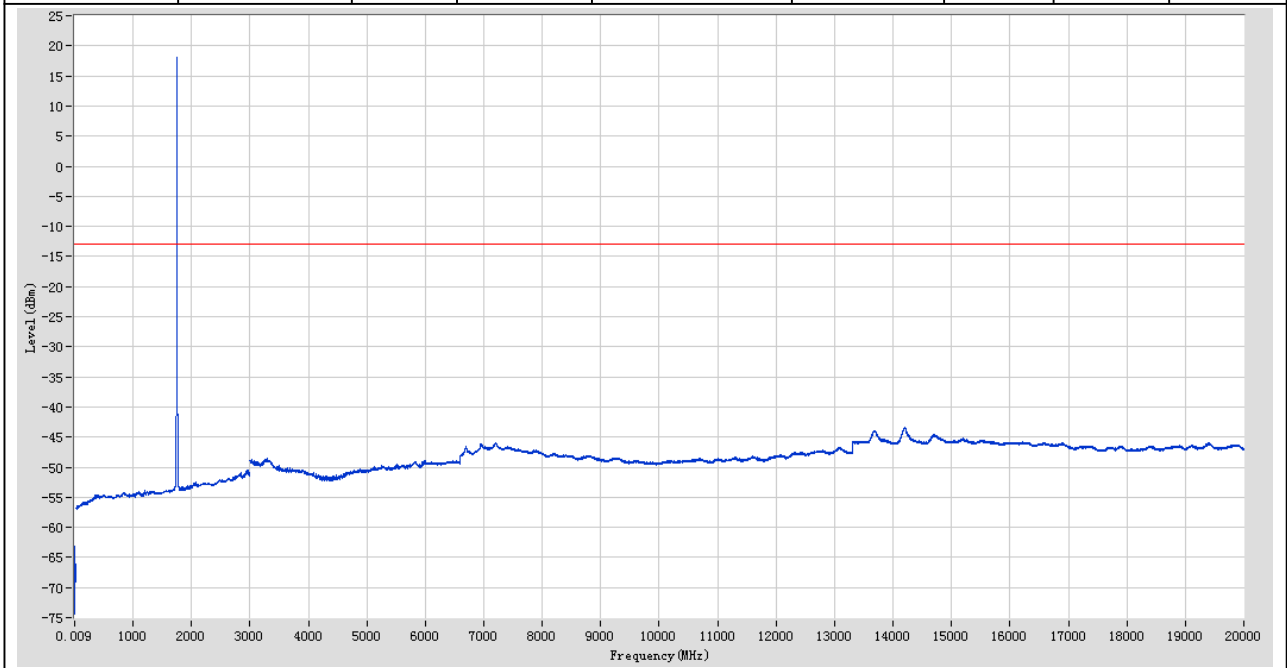
WCDMA 1700 MHz MCH

Start Frequency [MHz]	Stop Frequency [MHz]	RBW [MHz]	Detector	Frequency [Hz]	Emission [dBm]	Limit [dBm]	Verdict	Sweep Point
0.009	0.15	0.001	RMS	10.41 k	-64.59	-13	Pass	601
0.15	30	0.01	RMS	200.017 k	-62.87	-13	Pass	2985
30	1000	1	RMS	845.841073 M	-54.28	-13	Pass	970
1000	3000	1	RMS	1732.366183 M	18.15	-13	N/A	2000
3000	20000	1	RMS	14204.36772 1 M	-43.29	-13	Pass	17000



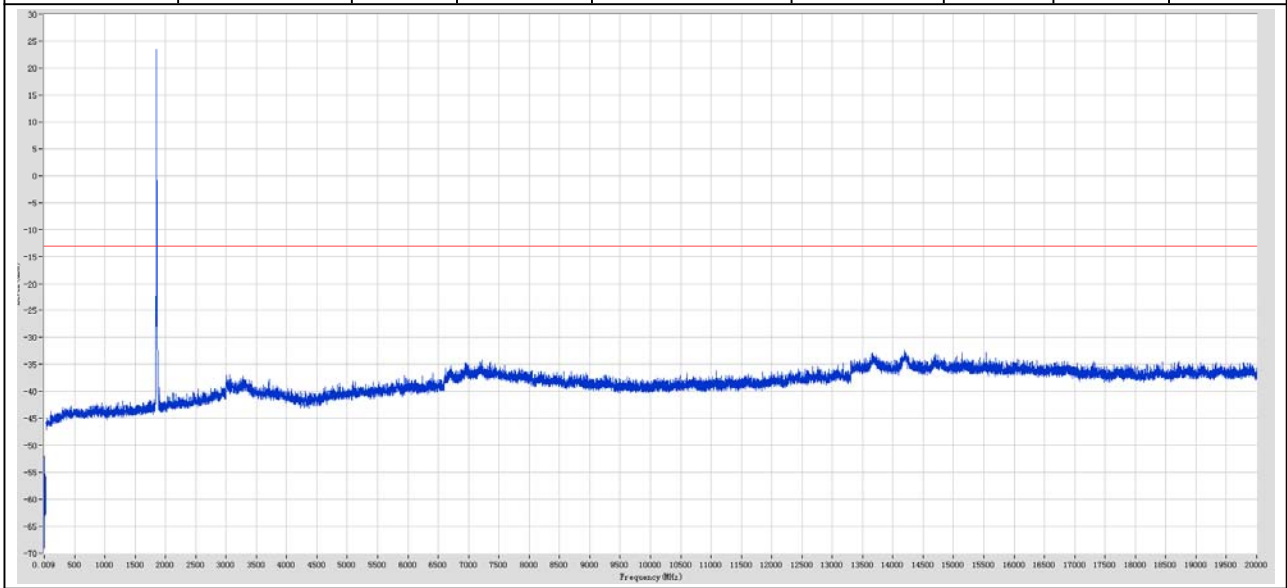
WCDMA 1700 MHz HCH

Start Frequency [MHz]	Stop Frequency [MHz]	RBW [MHz]	Detector	Frequency [Hz]	Emission [dBm]	Limit [dBm]	Verdict	Sweep Point
0.009	0.15	0.001	RMS	10.175 k	-64.71	-13	Pass	601
0.15	30	0.01	RMS	160.003 k	-63.07	-13	Pass	2985
30	1000	1	RMS	842.837977 M	-54.29	-13	Pass	970
1000	3000	1	RMS	1752.376188 M	18.08	-13	N/A	2000
3000	20000	1	RMS	14204.36772 1 M	-43.31	-13	Pass	17000



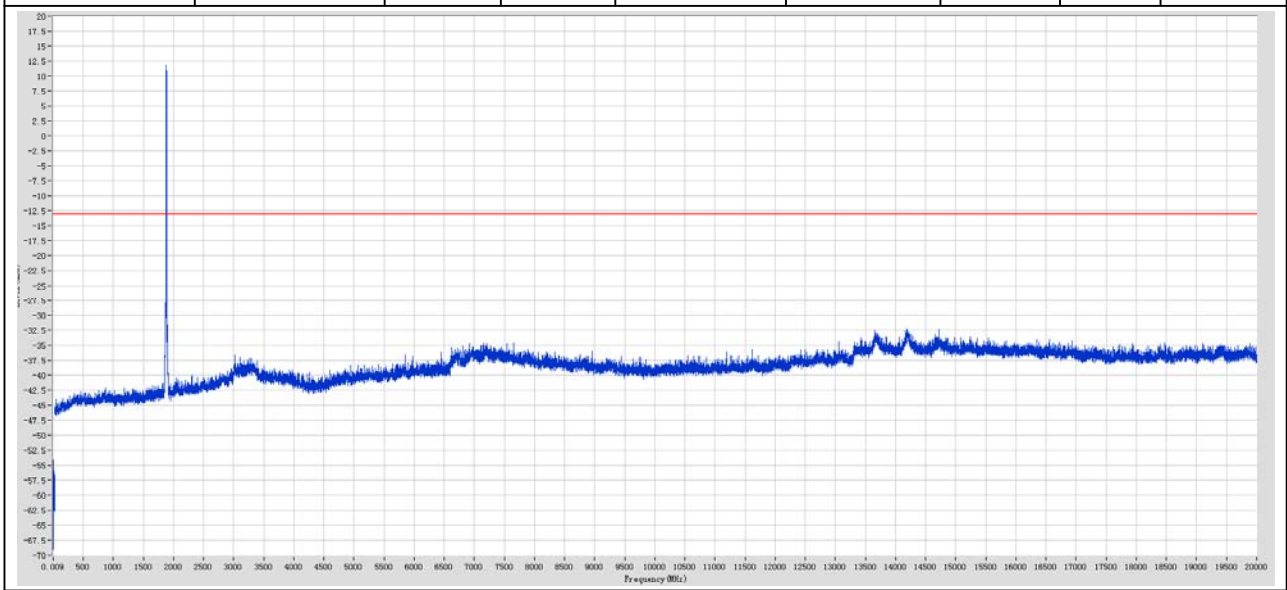
WCDMA 1900 MHz LCH

Start Frequency [MHz]	Stop Frequency [MHz]	RBW [MHz]	Detector	Frequency [Hz]	Emission [dBm]	Limit [dBm]	Verdict	Sweep Point
0.009	0.15	0.001	Peak	9.47 k	-56.25	-13	Pass	601
0.15	30	0.01	Peak	160.003 k	-51.95	-13	Pass	2985
30	1000	1	Peak	951.950464 M	-42.27	-13	Pass	970
1000	3000	1	Peak	1853.426713 M	23.44	-13	N/A	2000
3000	20000	1	Peak	14193.366378 M	-32.52	-13	Pass	17000



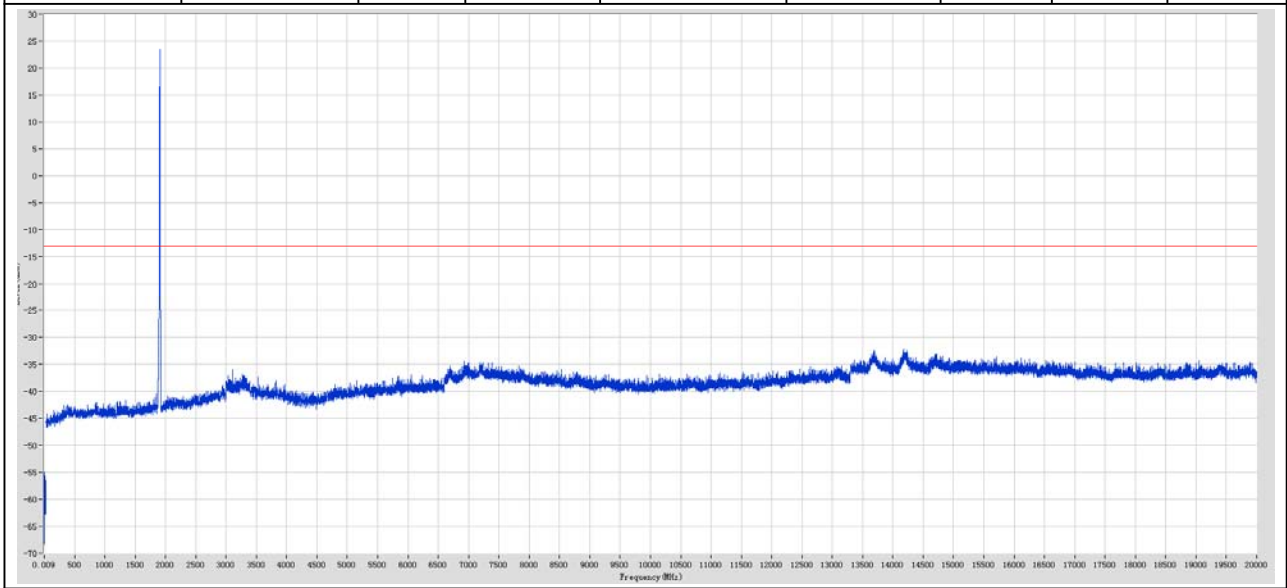
WCDMA 1900 MHz MCH

Start Frequency [MHz]	Stop Frequency [MHz]	RBW [MHz]	Detect or	Frequency [Hz]	Emission [dBm]	Limit [dBm]	Verdict	Sweep Point
0.009	0.15	0.001	Peak	10.41 k	-57.21	-13	Pass	601
0.15	30	0.01	Peak	600.151 k	-54.09	-13	Pass	2985
30	1000	1	Peak	871.86790 5 M	-42.13	-13	Pass	970
1000	3000	1	Peak	1881.4407 2 M	11.94	-13	N/A	2000
3000	20000	1	Peak	14191.366 134 M	-32.3	-13	Pass	17000



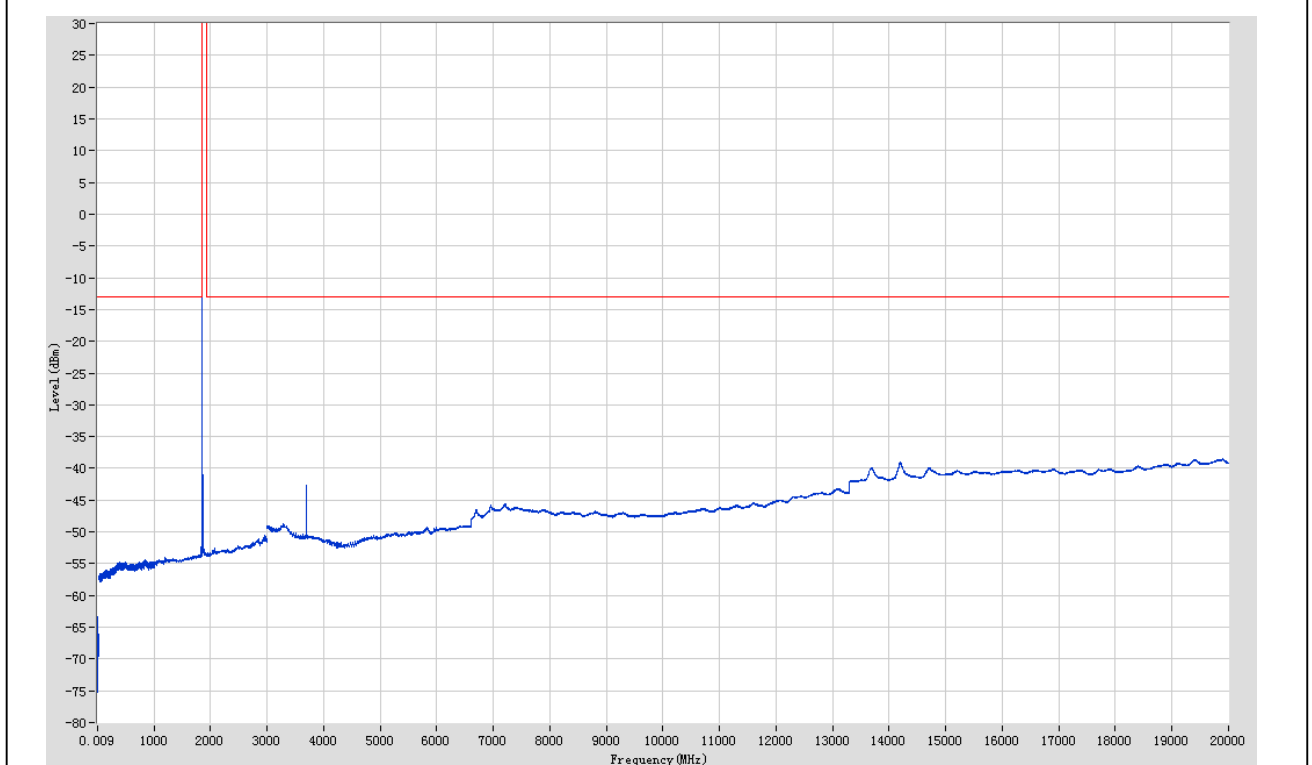
WCDMA 1900 MHz HCH

Start Frequency [MHz]	Stop Frequency [MHz]	RBW [MHz]	Detector	Frequency [Hz]	Emission [dBm]	Limit [dBm]	Verdict	Sweep Point
0.009	0.15	0.001	Peak	10.88 k	-56.57	-13	Pass	601
0.15	30	0.01	Peak	630.161 k	-55.02	-13	Pass	2985
30	1000	1	Peak	861.857585 M	-42.14	-13	Pass	970
1000	3000	1	Peak	1906.453227 M	23.46	-13	N/A	2000
3000	20000	1	Peak	14175.36418 M	-32.27	-13	Pass	17000



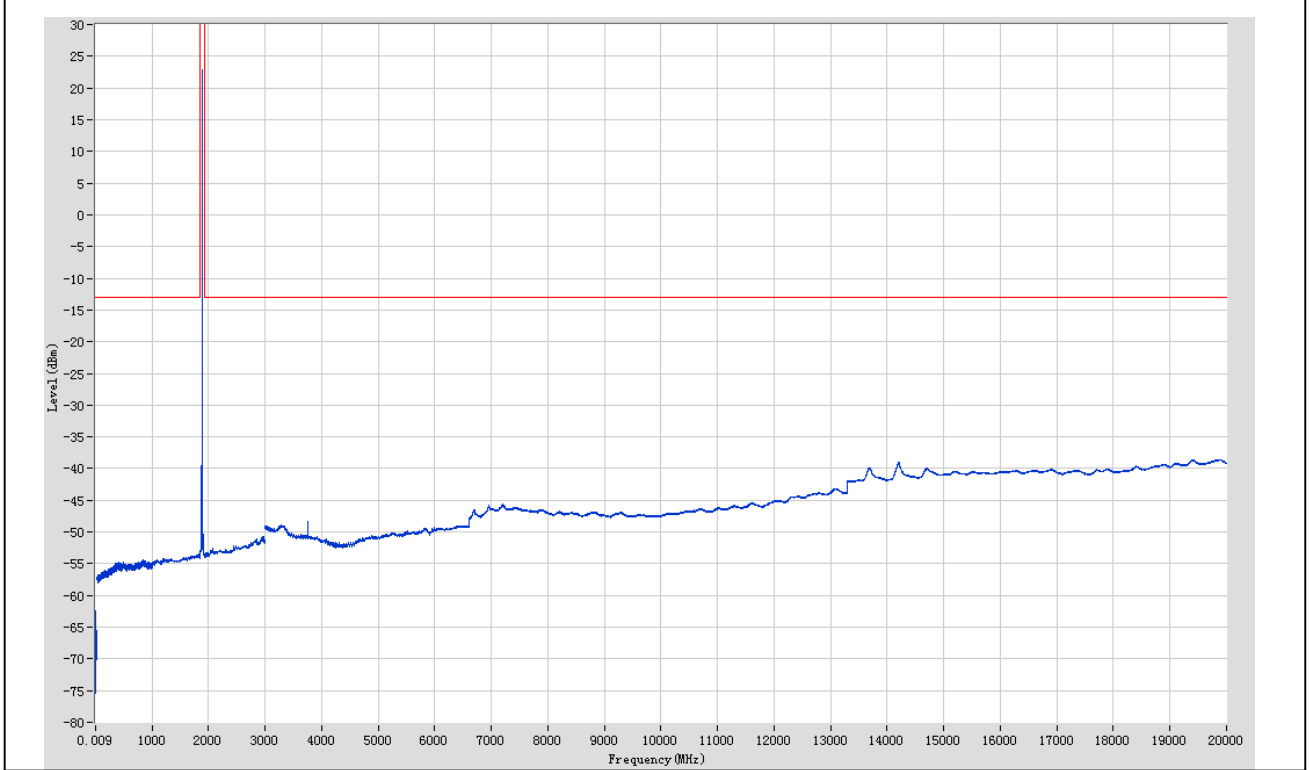
LTE Band 2 QPSK 1.4 MHz LCH

Start Frequency (MHz)	Stop Frequency (MHz)	RBW (MHz)	Detector	Frequency (MHz)	Power (dBm)	Limit (dBm)	Verdict	Sweep Point
0.009	0.15	0.001	RMS	0.01	-65.61	-13	Pass	401
0.15	30	0.01	RMS	0.22	-63.41	-13	Pass	2985
30	1000	0.1	RMS	839.599	-54.39	-13	Pass	9699
1000	1840	1	RMS	1840	-49.68	-13	Pass	840
1840	1920	1	RMS	1850	23.22	60	Pass	401
1920	3000	1	RMS	2955.959	-50.55	-13	Pass	1080
3000	12000	1	RMS	3700.085	-42.65	-13	Pass	9000
12000	20000	1	RMS	19896.987	-38.52	-13	Pass	8000



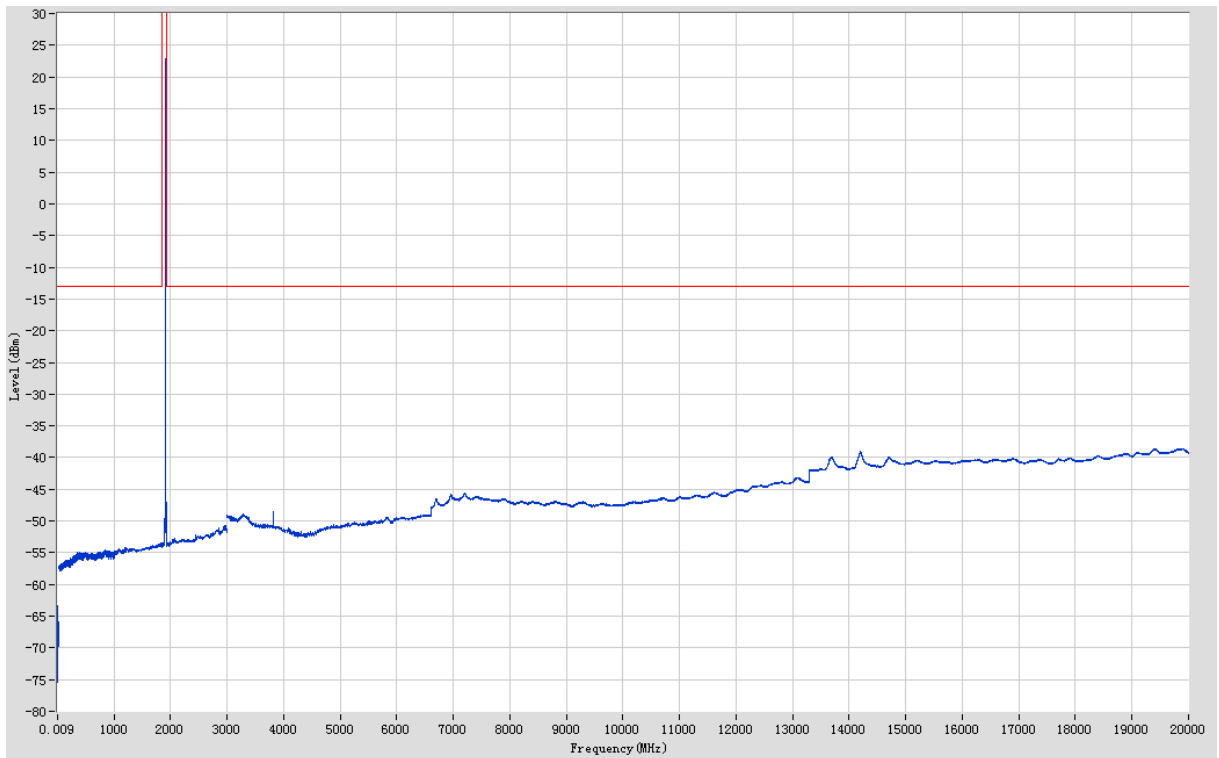
LTE Band 2 QPSK 1.4 MHz MCH

Start Frequency (MHz)	Stop Frequency (MHz)	RBW (MHz)	Detector	Frequency (MHz)	Power (dBm)	Limit (dBm)	Verdict	Sweep Point
0.009	0.15	0.001	RMS	0.009	-65	-13	Pass	401
0.15	30	0.01	RMS	0.16	-62.36	-13	Pass	2985
30	1000	0.1	RMS	842.199	-54.45	-13	Pass	9699
1000	1840	1	RMS	1830.989	-53.47	-13	Pass	840
1840	1920	1	RMS	1879.4	22.94	60	Pass	401
1920	3000	1	RMS	2956.96	-50.65	-13	Pass	1080
3000	12000	1	RMS	11992.991	-45.15	-13	Pass	9000
12000	20000	1	RMS	19879.985	-38.55	-13	Pass	8000



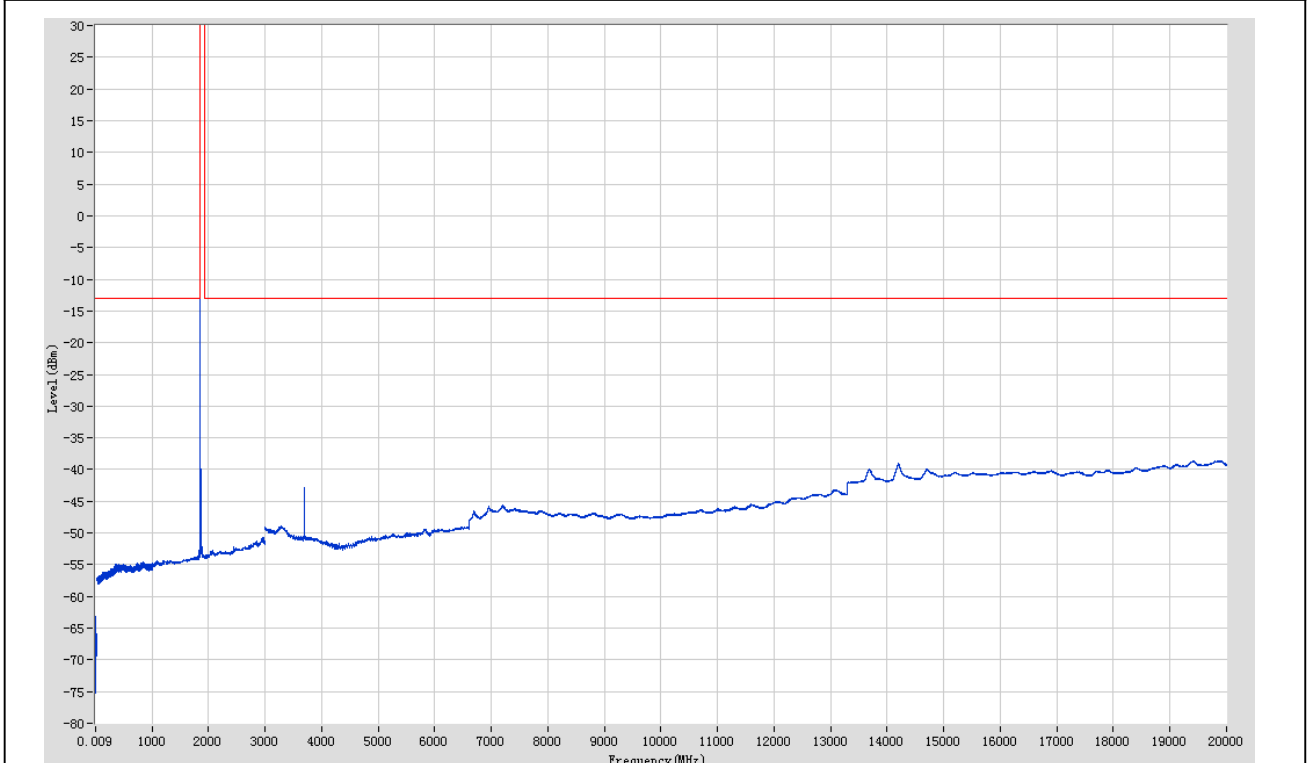
LTE Band 2 QPSK 1.4 MHz HCH

Start Frequency (MHz)	Stop Frequency (MHz)	RBW (MHz)	Detector	Frequency (MHz)	Power (dBm)	Limit (dBm)	Verdict	Sweep Point
0.009	0.15	0.001	RMS	0.011	-65.24	-13	Pass	401
0.15	30	0.01	RMS	0.27	-63.31	-13	Pass	2985
30	1000	0.1	RMS	839.399	-54.57	-13	Pass	9699
1000	1840	1	RMS	1828.987	-53.45	-13	Pass	840
1840	1920	1	RMS	1908.6	22.93	60	Pass	401
1920	3000	1	RMS	2956.96	-50.64	-13	Pass	1080
3000	12000	1	RMS	12000	-45.13	-13	Pass	9000
12000	20000	1	RMS	19400.925	-38.55	-13	Pass	8000



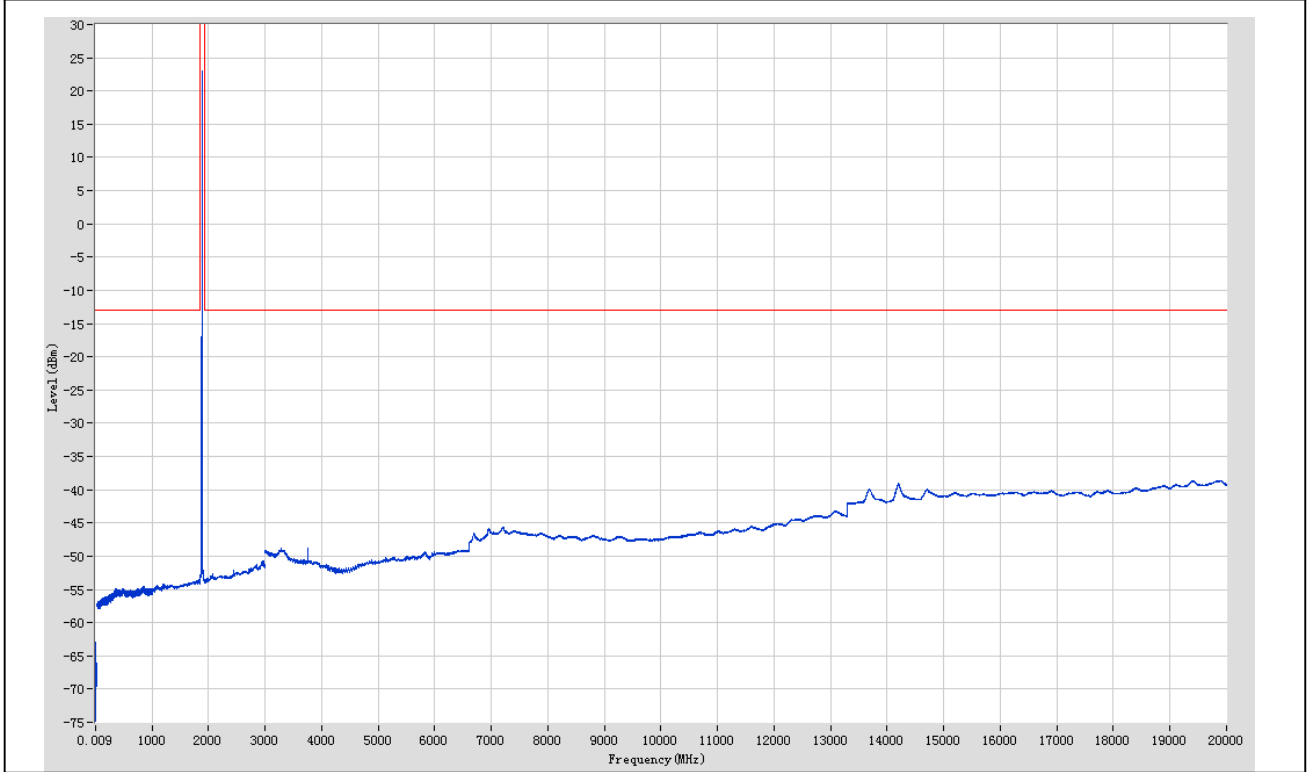
LTE Band 2 QPSK 3 MHz LCH

Start Frequency (MHz)	Stop Frequency (MHz)	RBW (MHz)	Detector	Frequency (MHz)	Power (dBm)	Limit (dBm)	Verdict	Sweep Point
0.009	0.15	0.001	RMS	0.009	-63.91	-13	Pass	401
0.15	30	0.01	RMS	0.25	-63.23	-13	Pass	2985
30	1000	0.1	RMS	836.098	-54.58	-13	Pass	9699
1000	1840	1	RMS	1840	-47.83	-13	Pass	840
1840	1920	1	RMS	1850	23.23	60	Pass	401
1920	3000	1	RMS	2954.958	-50.72	-13	Pass	1080
3000	12000	1	RMS	3700.085	-42.83	-13	Pass	9000
12000	20000	1	RMS	19400.925	-38.6	-13	Pass	8000



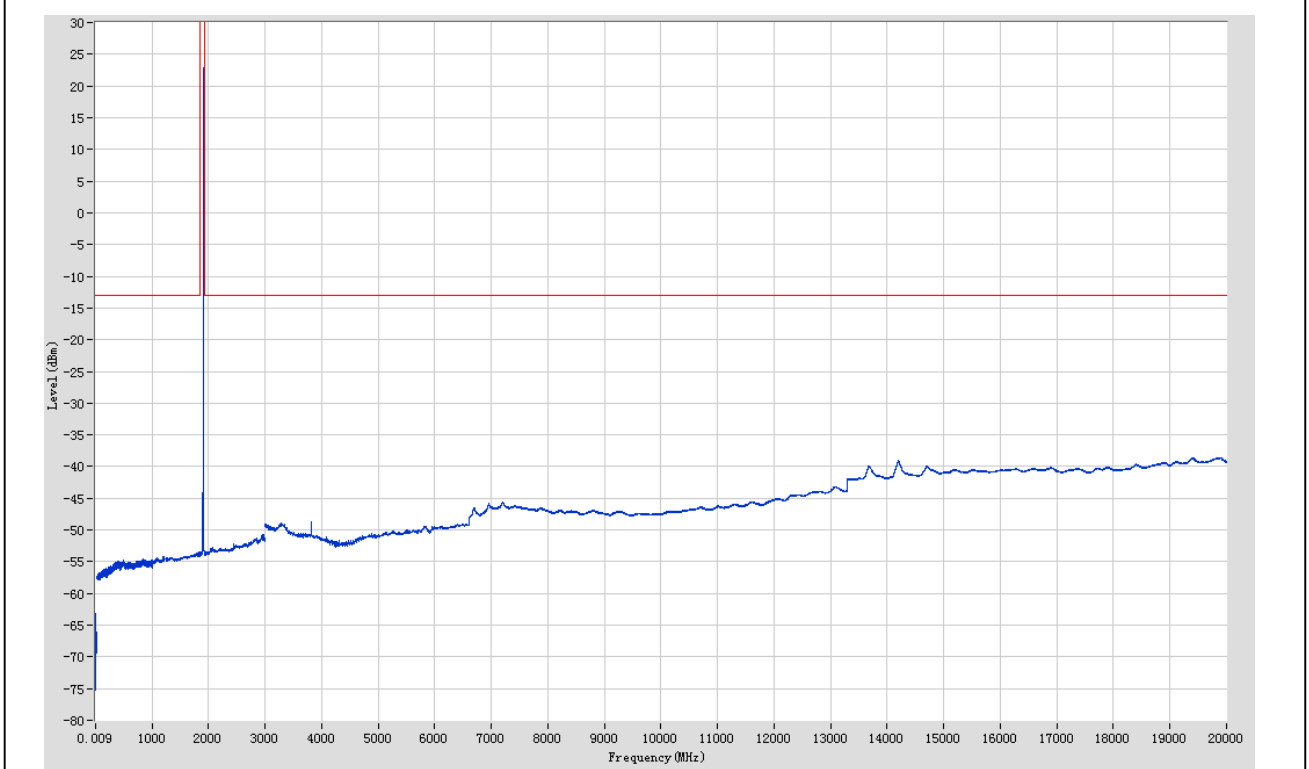
LTE Band 2 QPSK 3 MHz MCH

Start Frequency (MHz)	Stop Frequency (MHz)	RBW (MHz)	Detector	Frequency (MHz)	Power (dBm)	Limit (dBm)	Verdict	Sweep Point
0.009	0.15	0.001	RMS	0.01	-65.18	-13	Pass	401
0.15	30	0.01	RMS	0.15	-62.92	-13	Pass	2985
30	1000	0.1	RMS	844.799	-54.61	-13	Pass	9699
1000	1840	1	RMS	1829.988	-53.48	-13	Pass	840
1840	1920	1	RMS	1878.6	23.01	60	Pass	401
1920	3000	1	RMS	2955.959	-50.73	-13	Pass	1080
3000	12000	1	RMS	11994.994	-45.17	-13	Pass	9000
12000	20000	1	RMS	19900.988	-38.59	-13	Pass	8000



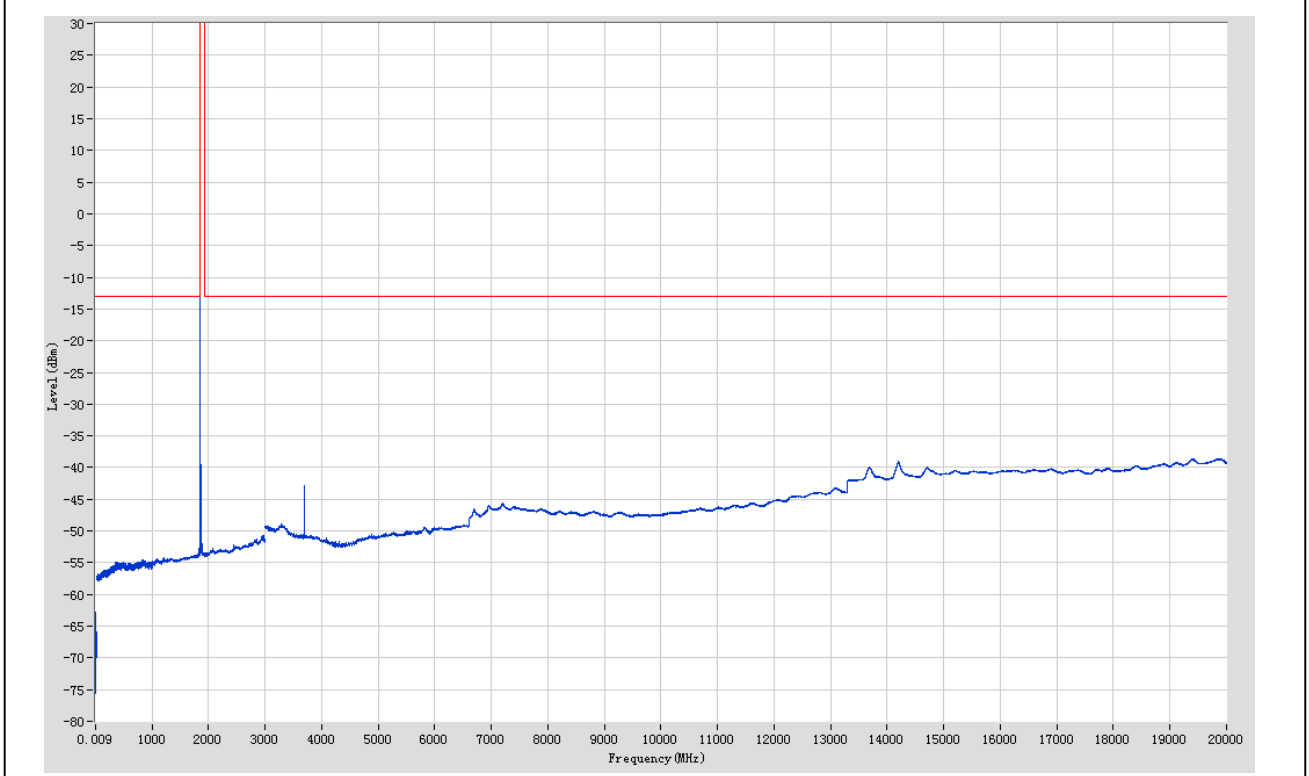
LTE Band 2 QPSK 3 MHz HCH

Start Frequency (MHz)	Stop Frequency (MHz)	RBW (MHz)	Detector	Frequency (MHz)	Power (dBm)	Limit (dBm)	Verdict	Sweep Point
0.009	0.15	0.001	RMS	0.009	-65.14	-13	Pass	401
0.15	30	0.01	RMS	0.15	-63.2	-13	Pass	2985
30	1000	0.1	RMS	843.399	-54.52	-13	Pass	9699
1000	1840	1	RMS	1829.988	-53.46	-13	Pass	840
1840	1920	1	RMS	1907	22.93	60	Pass	401
1920	3000	1	RMS	2955.959	-50.72	-13	Pass	1080
3000	12000	1	RMS	12000	-45.15	-13	Pass	9000
12000	20000	1	RMS	19400.925	-38.55	-13	Pass	8000



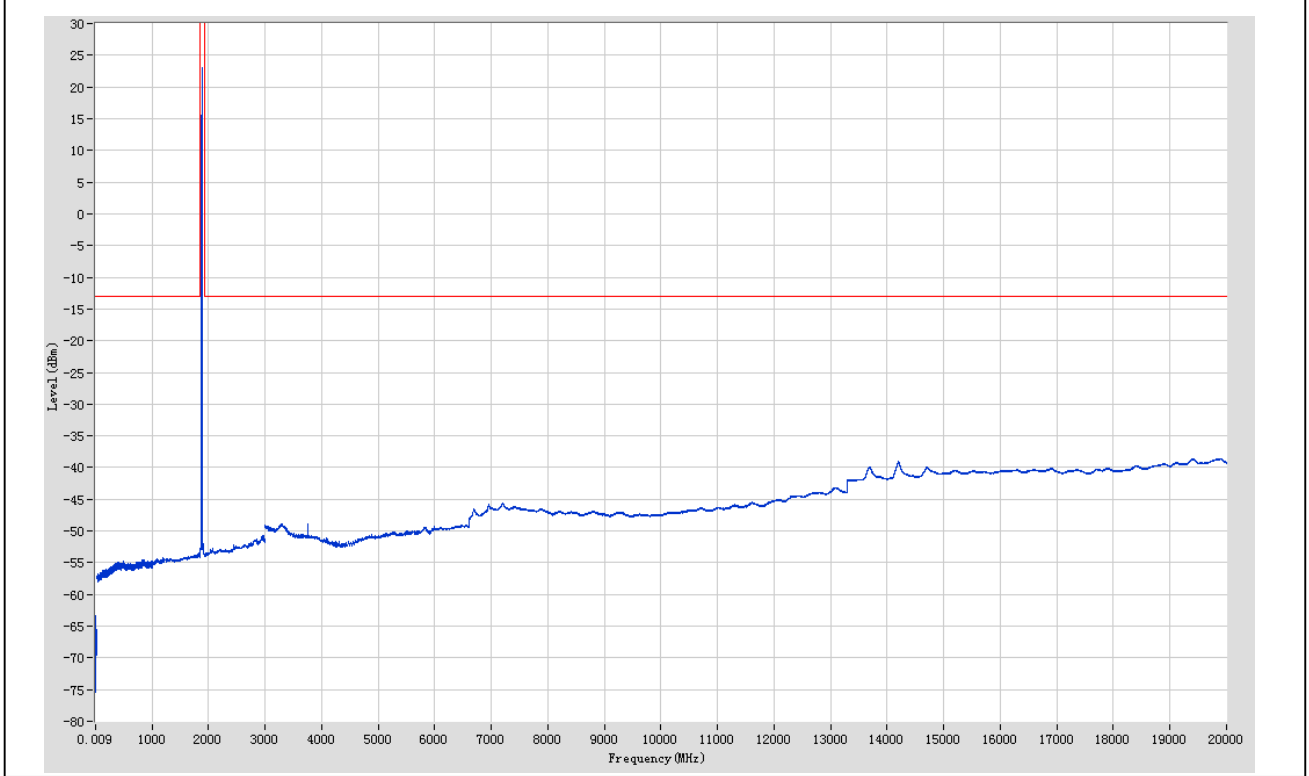
LTE Band 2 QPSK 5 MHz LCH

Start Frequency (MHz)	Stop Frequency (MHz)	RBW (MHz)	Detector	Frequency (MHz)	Power (dBm)	Limit (dBm)	Verdict	Sweep Point
0.009	0.15	0.001	RMS	0.011	-65.33	-13	Pass	401
0.15	30	0.01	RMS	0.15	-62.74	-13	Pass	2985
30	1000	0.1	RMS	827.097	-54.55	-13	Pass	9699
1000	1840	1	RMS	1840	-47.62	-13	Pass	840
1840	1920	1	RMS	1850.2	23.27	60	Pass	401
1920	3000	1	RMS	2954.958	-50.73	-13	Pass	1080
3000	12000	1	RMS	3701.086	-42.84	-13	Pass	9000
12000	20000	1	RMS	19400.925	-38.62	-13	Pass	8000



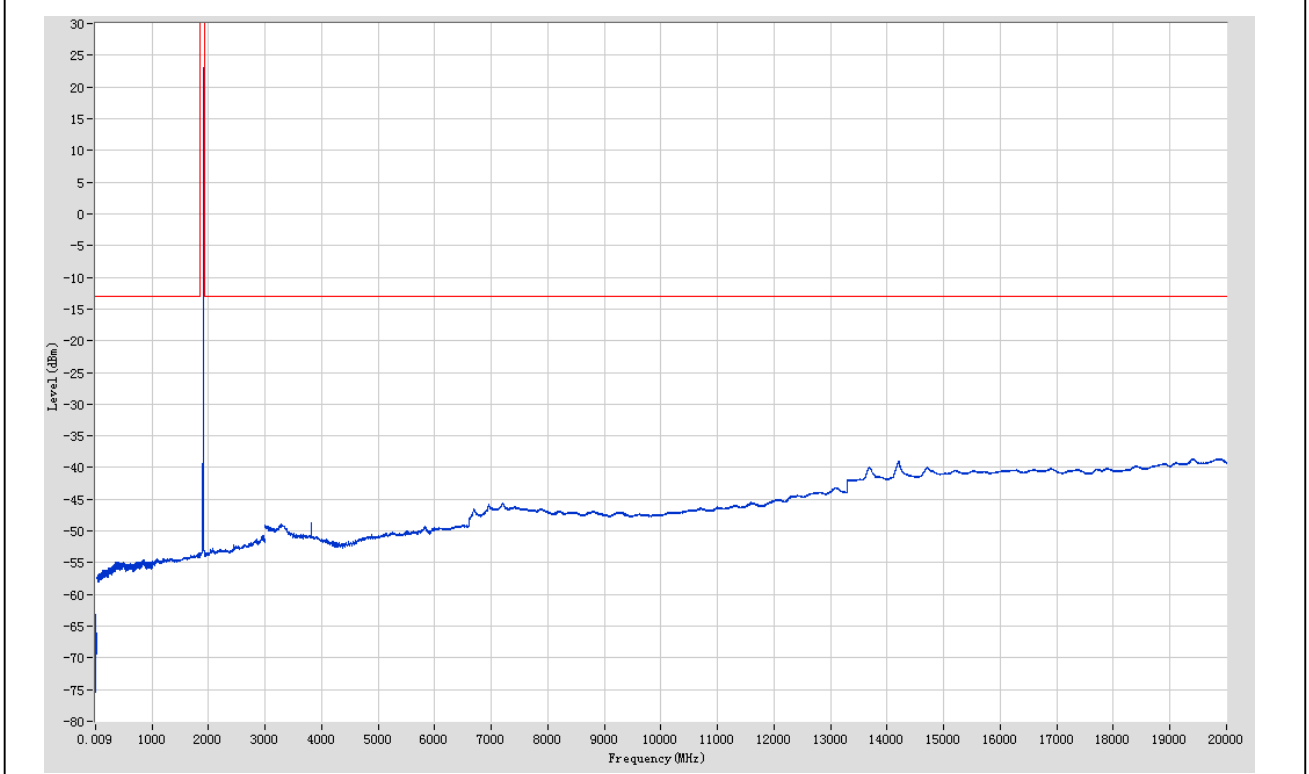
LTE Band 2 QPSK 5 MHz MCH

Start Frequency (MHz)	Stop Frequency (MHz)	RBW (MHz)	Detector	Frequency (MHz)	Power (dBm)	Limit (dBm)	Verdict	Sweep Point
0.009	0.15	0.001	RMS	0.009	-64.82	-13	Pass	401
0.15	30	0.01	RMS	0.37	-63.43	-13	Pass	2985
30	1000	0.1	RMS	849.2	-54.47	-13	Pass	9699
1000	1840	1	RMS	1829.988	-53.41	-13	Pass	840
1840	1920	1	RMS	1877.6	23.01	60	Pass	401
1920	3000	1	RMS	2954.958	-50.69	-13	Pass	1080
3000	12000	1	RMS	11996.996	-45.15	-13	Pass	9000
12000	20000	1	RMS	19400.925	-38.56	-13	Pass	8000



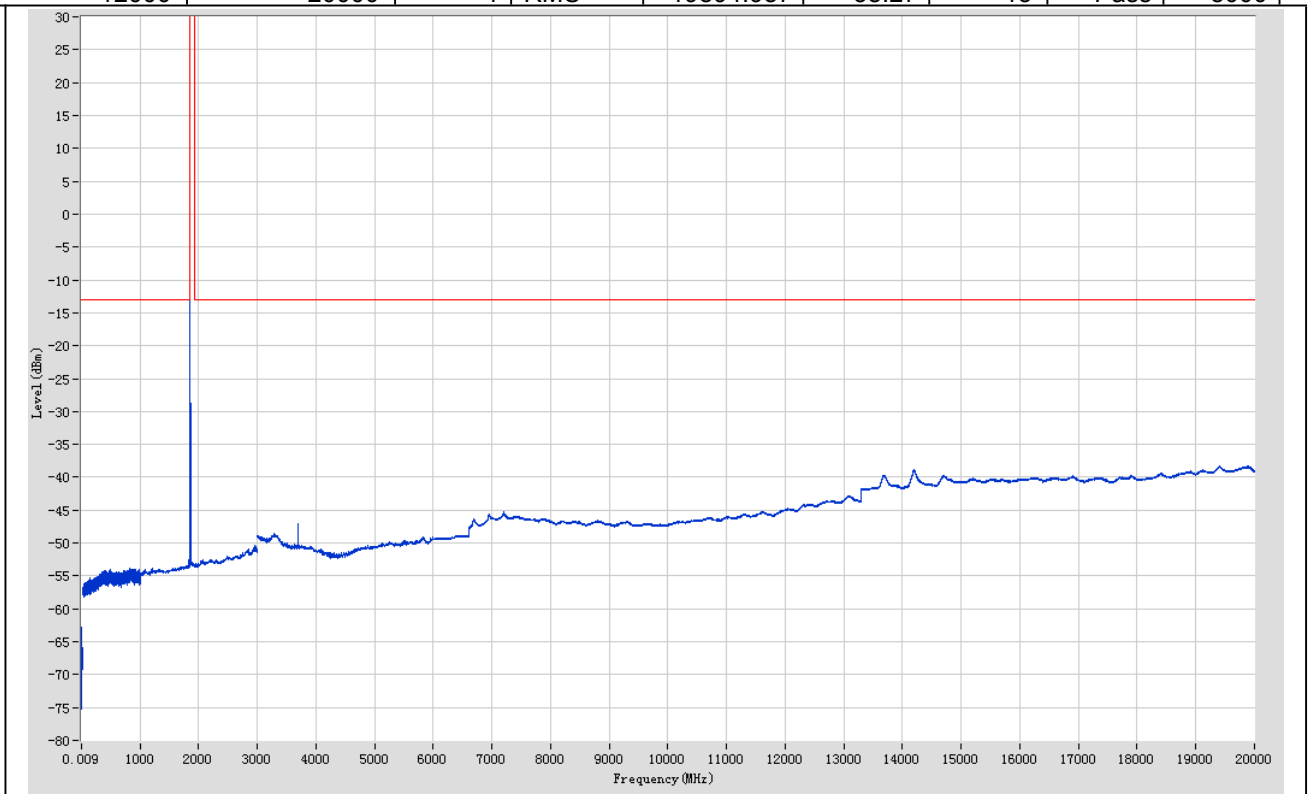
LTE Band 2 QPSK 5 MHz HCH

Start Frequency (MHz)	Stop Frequency (MHz)	RBW (MHz)	Detector	Frequency (MHz)	Power (dBm)	Limit (dBm)	Verdict	Sweep Point
0.009	0.15	0.001	RMS	0.009	-65.24	-13	Pass	401
0.15	30	0.01	RMS	0.15	-63.13	-13	Pass	2985
30	1000	0.1	RMS	865.221	-54.62	-13	Pass	9699
1000	1840	1	RMS	1829.988	-53.52	-13	Pass	840
1840	1920	1	RMS	1905.2	23.01	60	Pass	401
1920	3000	1	RMS	2955.959	-50.71	-13	Pass	1080
3000	12000	1	RMS	11985.983	-45.2	-13	Pass	9000
12000	20000	1	RMS	19880.985	-38.59	-13	Pass	8000



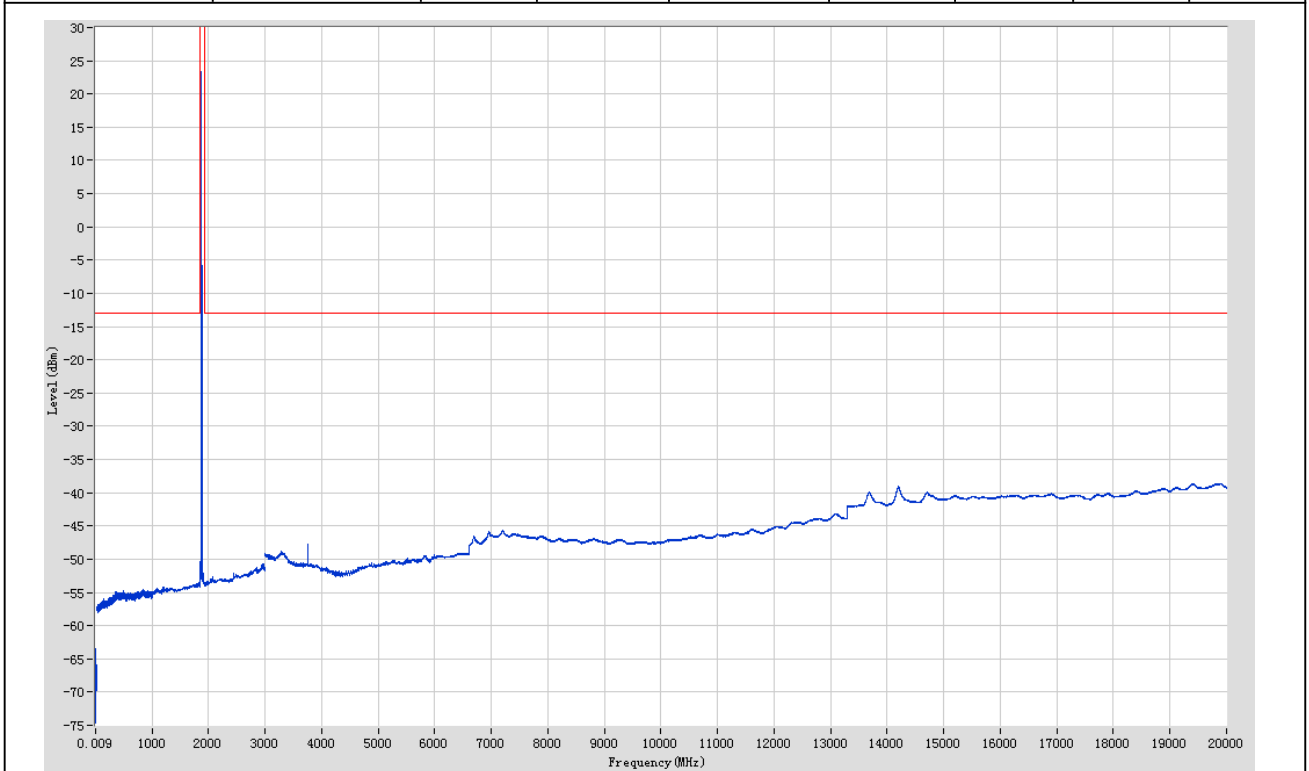
LTE Band 2 QPSK 10 MHz LCH

Start Frequency (MHz)	Stop Frequency (MHz)	RBW (MHz)	Detector	Frequency (MHz)	Power (dBm)	Limit (dBm)	Verdict	Sweep Point
0.009	0.15	0.001	RMS	0.01	-64.52	-13	Pass	401
0.15	30	0.01	RMS	0.19	-62.75	-13	Pass	2985
30	1000	0.1	RMS	823.397	-53.84	-13	Pass	9699
1000	1840	1	RMS	1840	-51.45	-13	Pass	840
1840	1920	1	RMS	1850.4	23.01	60	Pass	401
1920	3000	1	RMS	2954.958	-50.43	-13	Pass	1080
3000	12000	1	RMS	12000	-44.89	-13	Pass	9000
12000	20000	1	RMS	19894.987	-38.27	-13	Pass	8000



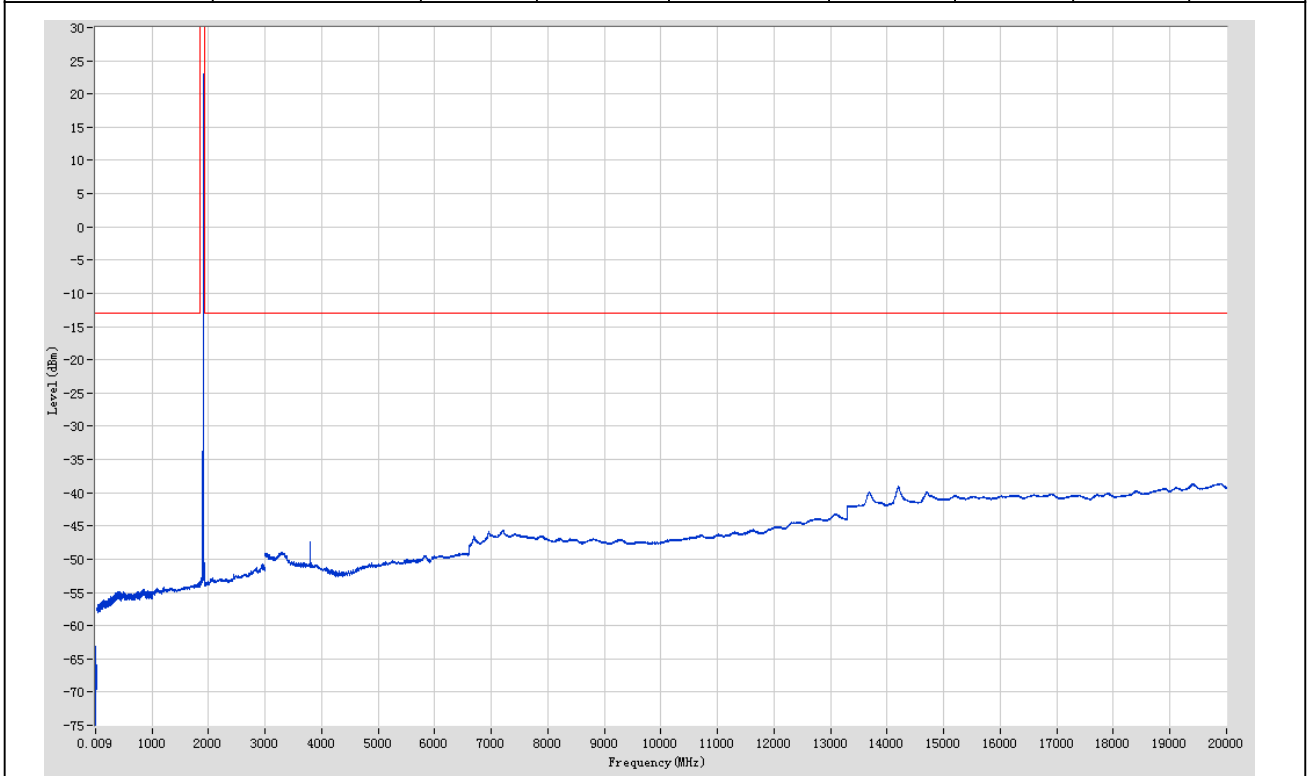
LTE Band 2 QPSK 10 MHz MCH

Start Frequency (MHz)	Stop Frequency (MHz)	RBW (MHz)	Detector	Frequency (MHz)	Power (dBm)	Limit (dBm)	Verdict	Sweep Point
0.009	0.15	0.001	RMS	0.009	-64.43	-13	Pass	401
0.15	30	0.01	RMS	0.18	-63.47	-13	Pass	2985
30	1000	0.1	RMS	841.299	-54.6	-13	Pass	9699
1000	1840	1	RMS	1828.987	-53.48	-13	Pass	840
1840	1920	1	RMS	1875.4	23.31	60	Pass	401
1920	3000	1	RMS	2955.959	-50.73	-13	Pass	1080
3000	12000	1	RMS	12000	-45.16	-13	Pass	9000
12000	20000	1	RMS	19400.925	-38.58	-13	Pass	8000



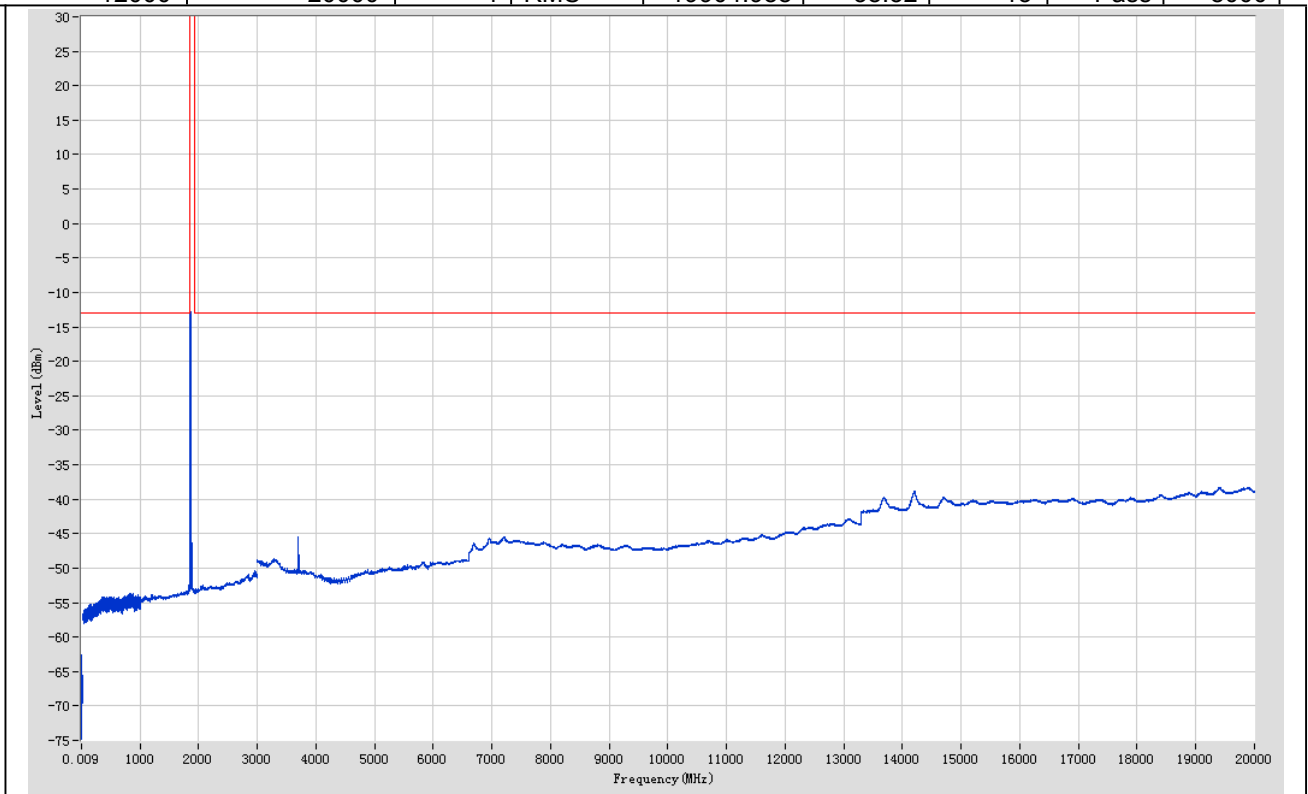
LTE Band 2 QPSK 10 MHz HCH

Start Frequency (MHz)	Stop Frequency (MHz)	RBW (MHz)	Detector	Frequency (MHz)	Power (dBm)	Limit (dBm)	Verdict	Sweep Point
0.009	0.15	0.001	RMS	0.009	-64.94	-13	Pass	401
0.15	30	0.01	RMS	0.16	-63.14	-13	Pass	2985
30	1000	0.1	RMS	865.121	-54.49	-13	Pass	9699
1000	1840	1	RMS	1827.986	-53.53	-13	Pass	840
1840	1920	1	RMS	1900.4	23.06	60	Pass	401
1920	3000	1	RMS	2956.96	-50.72	-13	Pass	1080
3000	12000	1	RMS	11997.998	-45.16	-13	Pass	9000
12000	20000	1	RMS	19400.925	-38.61	-13	Pass	8000



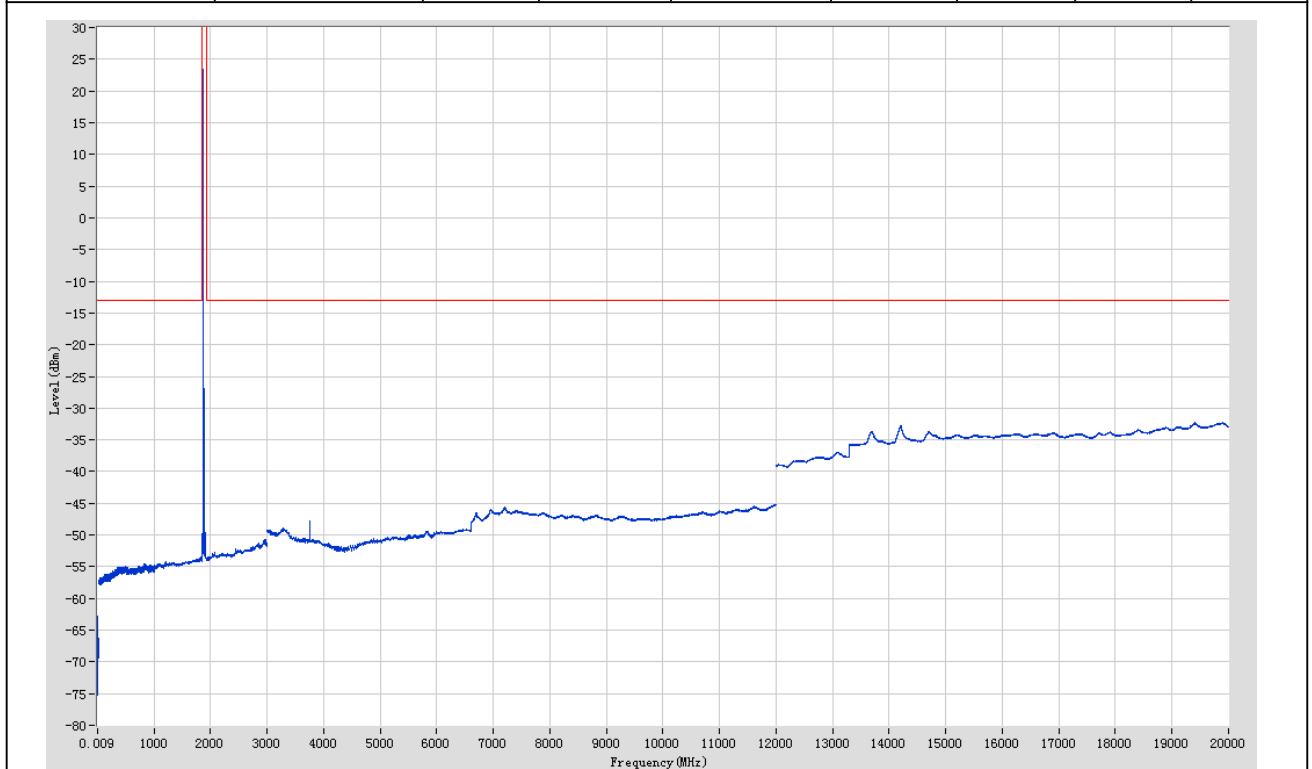
LTE Band 2 QPSK 15 MHz LCH

Start Frequency (MHz)	Stop Frequency (MHz)	RBW (MHz)	Detector	Frequency (MHz)	Power (dBm)	Limit (dBm)	Verdict	Sweep Point
0.009	0.15	0.001	RMS	0.01	-64.73	-13	Pass	401
0.15	30	0.01	RMS	0.24	-62.56	-13	Pass	2985
30	1000	0.1	RMS	843.299	-53.63	-13	Pass	9699
1000	1840	1	RMS	1836.996	-48.53	-13	Pass	840
1840	1920	1	RMS	1850.6	22.85	60	Pass	401
1920	3000	1	RMS	2956.96	-50.44	-13	Pass	1080
3000	12000	1	RMS	11994.994	-44.88	-13	Pass	9000
12000	20000	1	RMS	19904.988	-38.32	-13	Pass	8000



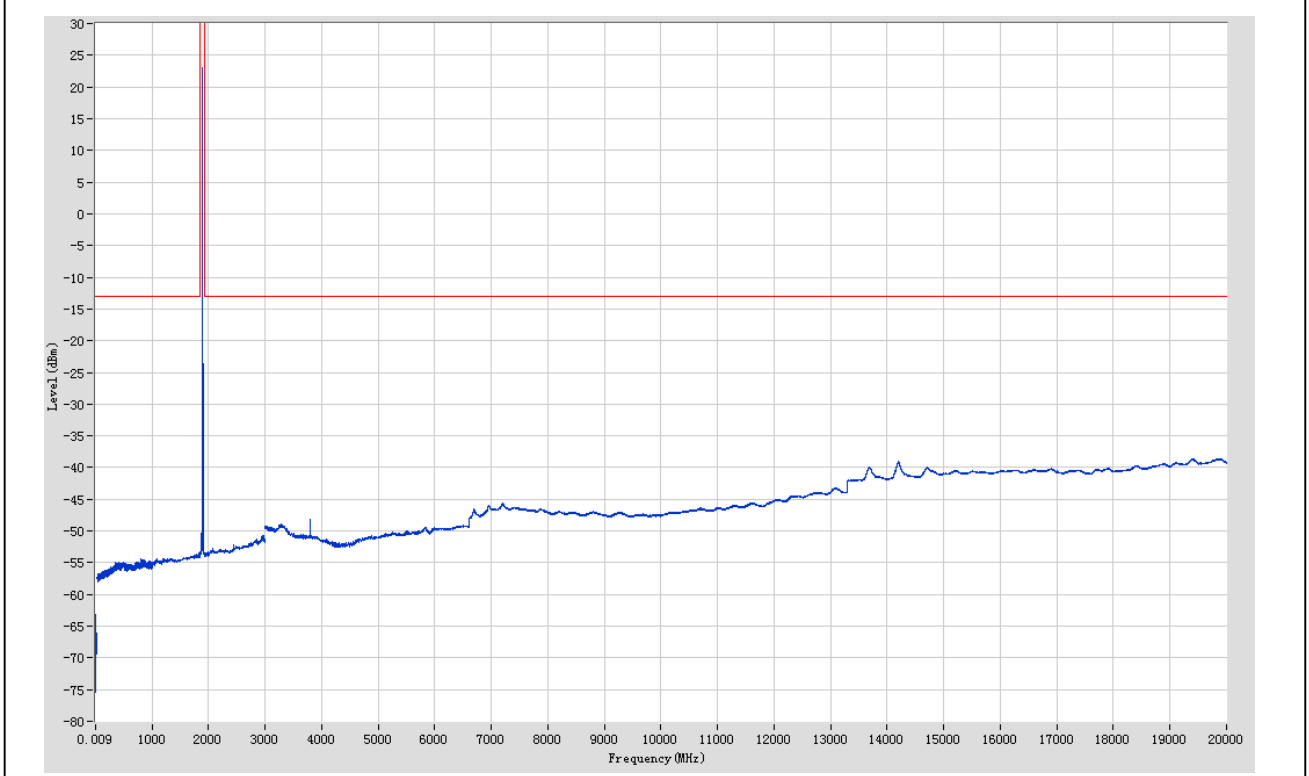
LTE Band 2 QPSK 15 MHz MCH

Start Frequency (MHz)	Stop Frequency (MHz)	RBW (MHz)	Detector	Frequency (MHz)	Power (dBm)	Limit (dBm)	Verdict	Sweep Point
0.009	0.15	0.001	RMS	0.009	-65.41	-13	Pass	401
0.15	30	0.01	RMS	0.16	-62.73	-13	Pass	2985
30	1000	0.1	RMS	825.197	-54.58	-13	Pass	9699
1000	1840	1	RMS	1829.988	-53.5	-13	Pass	840
1840	1920	1	RMS	1873.2	23.35	60	Pass	401
1920	3000	1	RMS	2955.959	-50.71	-13	Pass	1080
3000	12000	1	RMS	11994.994	-45.19	-13	Pass	9000
12000	20000	1	RMS	19400.925	-32.28	-13	Pass	8000



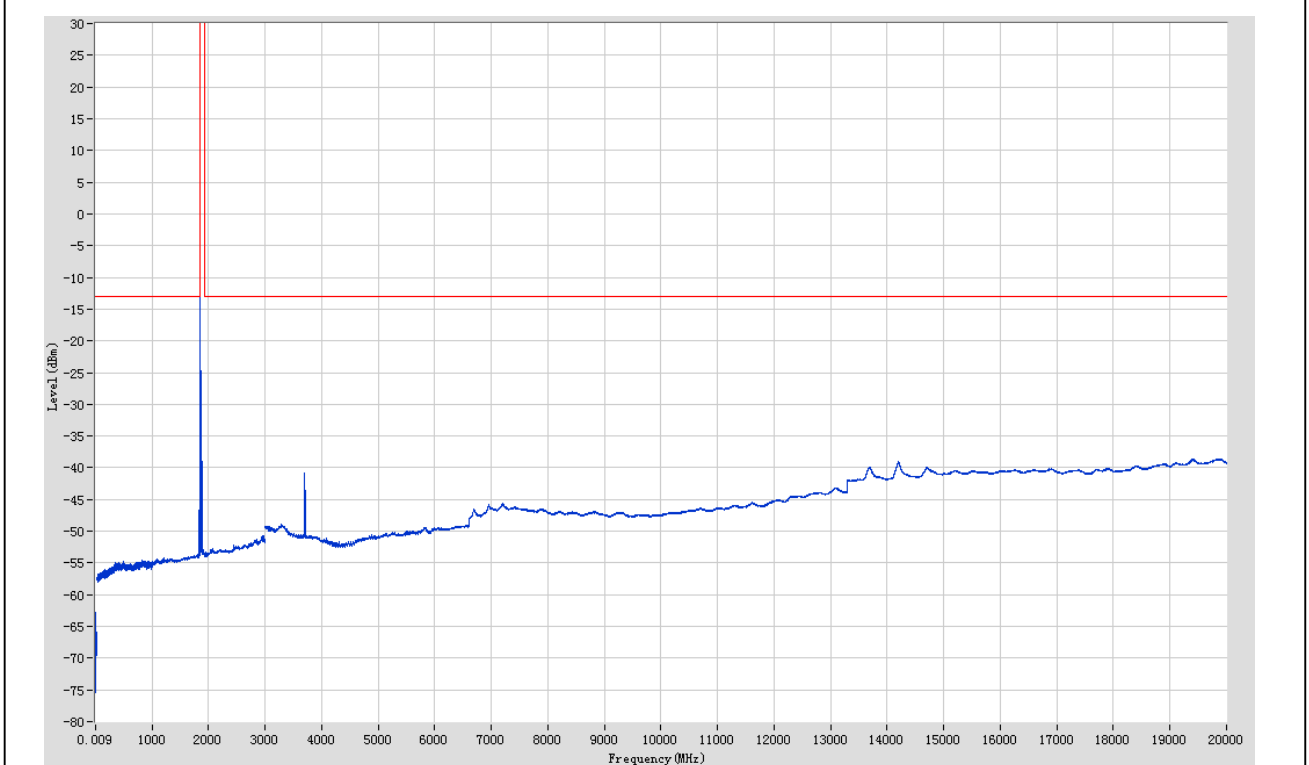
LTE Band 2 QPSK 15 MHz HCH

Start Frequency (MHz)	Stop Frequency (MHz)	RBW (MHz)	Detector	Frequency (MHz)	Power (dBm)	Limit (dBm)	Verdict	Sweep Point
0.009	0.15	0.001	RMS	0.009	-64.5	-13	Pass	401
0.15	30	0.01	RMS	0.15	-63.17	-13	Pass	2985
30	1000	0.1	RMS	802.894	-54.47	-13	Pass	9699
1000	1840	1	RMS	1829.988	-53.48	-13	Pass	840
1840	1920	1	RMS	1895.6	22.98	60	Pass	401
1920	3000	1	RMS	2955.959	-50.74	-13	Pass	1080
3000	12000	1	RMS	11992.991	-45.22	-13	Pass	9000
12000	20000	1	RMS	19901.988	-38.63	-13	Pass	8000



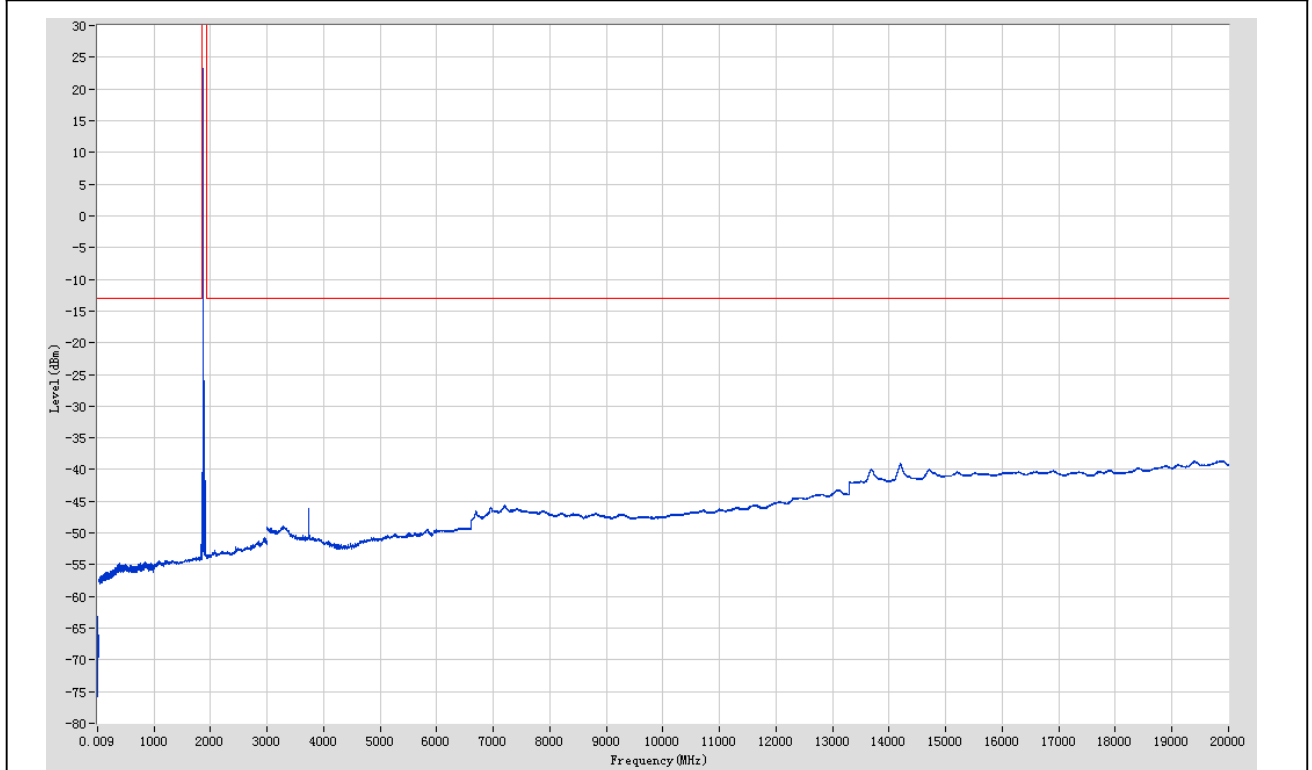
LTE Band 2 QPSK 20 MHz LCH

Start Frequency (MHz)	Stop Frequency (MHz)	RBW (MHz)	Detector	Frequency (MHz)	Power (dBm)	Limit (dBm)	Verdict	Sweep Point
0.009	0.15	0.001	RMS	0.01	-65.88	-13	Pass	401
0.15	30	0.01	RMS	0.21	-62.79	-13	Pass	2985
30	1000	0.1	RMS	819.696	-54.6	-13	Pass	9699
1000	1840	1	RMS	1832.992	-46.67	-13	Pass	840
1840	1920	1	RMS	1851	23.36	60	Pass	401
1920	3000	1	RMS	2955.959	-50.71	-13	Pass	1080
3000	12000	1	RMS	3702.086	-40.79	-13	Pass	9000
12000	20000	1	RMS	19399.925	-38.59	-13	Pass	8000



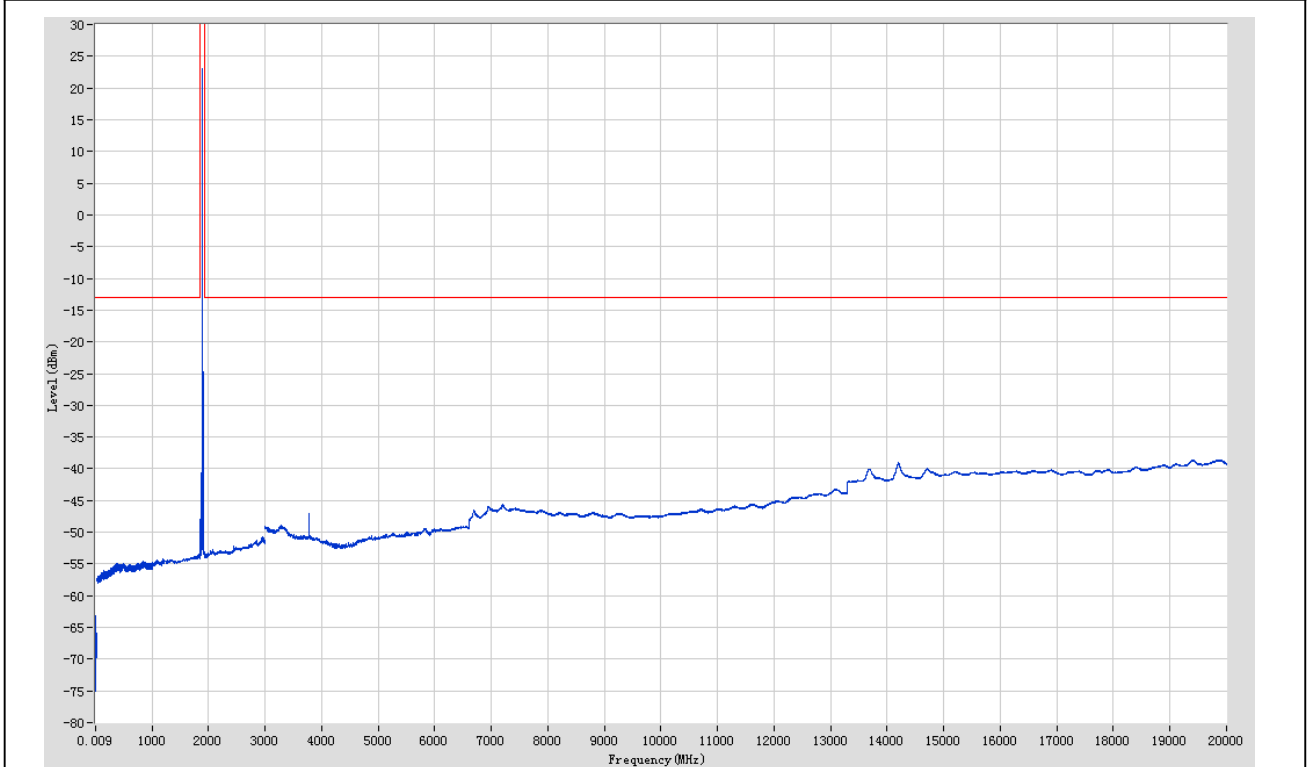
LTE Band 2 QPSK 20 MHz MCH

Start Frequency (MHz)	Stop Frequency (MHz)	RBW (MHz)	Detector	Frequency (MHz)	Power (dBm)	Limit (dBm)	Verdict	Sweep Point
0.009	0.15	0.001	RMS	0.01	-65.19	-13	Pass	401
0.15	30	0.01	RMS	0.19	-63.24	-13	Pass	2985
30	1000	0.1	RMS	840.899	-54.53	-13	Pass	9699
1000	1840	1	RMS	1834.994	-51.82	-13	Pass	840
1840	1920	1	RMS	1871	23.29	60	Pass	401
1920	3000	1	RMS	2954.958	-50.71	-13	Pass	1080
3000	12000	1	RMS	11993.993	-45.19	-13	Pass	9000
12000	20000	1	RMS	19898.987	-38.63	-13	Pass	8000



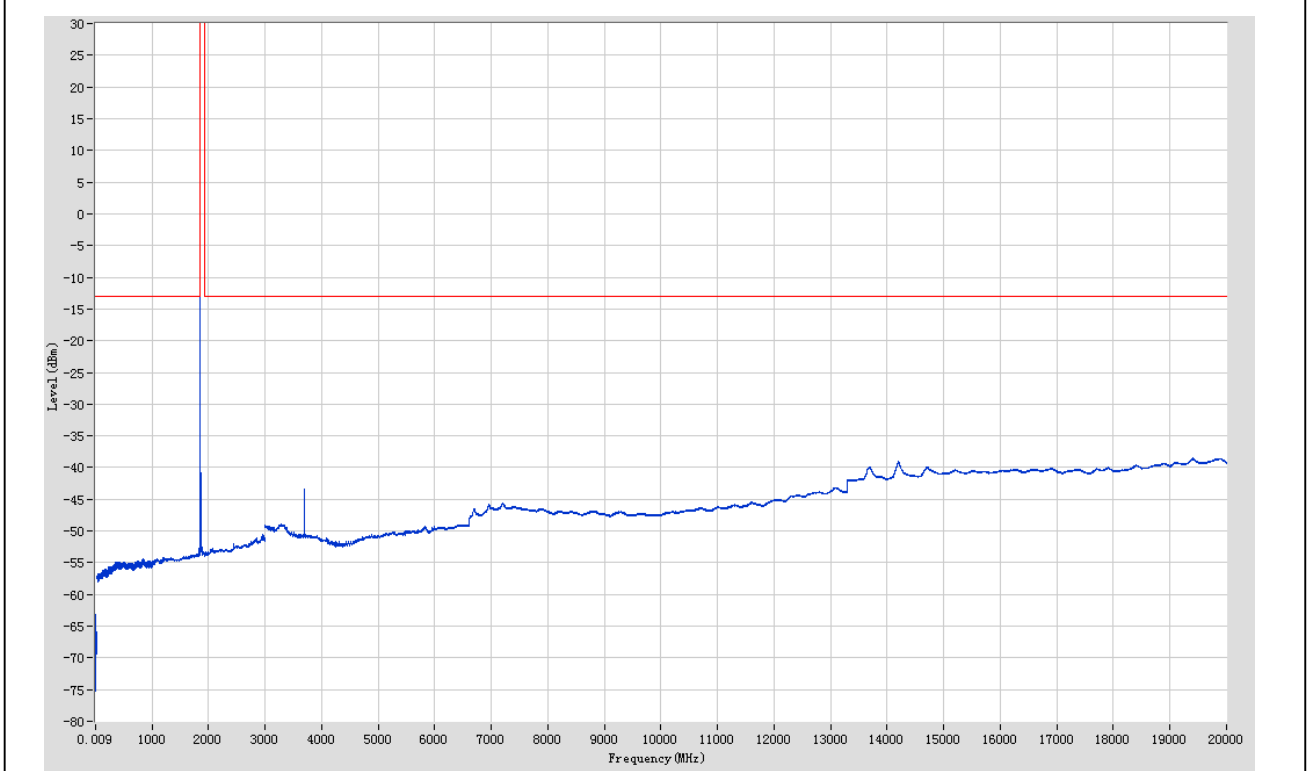
LTE Band 2 QPSK 20 MHz HCH

Start Frequency (MHz)	Stop Frequency (MHz)	RBW (MHz)	Detector	Frequency (MHz)	Power (dBm)	Limit (dBm)	Verdict	Sweep Point
0.009	0.15	0.001	RMS	0.01	-64.34	-13	Pass	401
0.15	30	0.01	RMS	0.23	-63.2	-13	Pass	2985
30	1000	0.1	RMS	845.7	-54.65	-13	Pass	9699
1000	1840	1	RMS	1827.986	-53.5	-13	Pass	840
1840	1920	1	RMS	1891	22.99	60	Pass	401
1920	3000	1	RMS	2955.959	-50.78	-13	Pass	1080
3000	12000	1	RMS	11998.999	-45.17	-13	Pass	9000
12000	20000	1	RMS	19398.925	-38.59	-13	Pass	8000



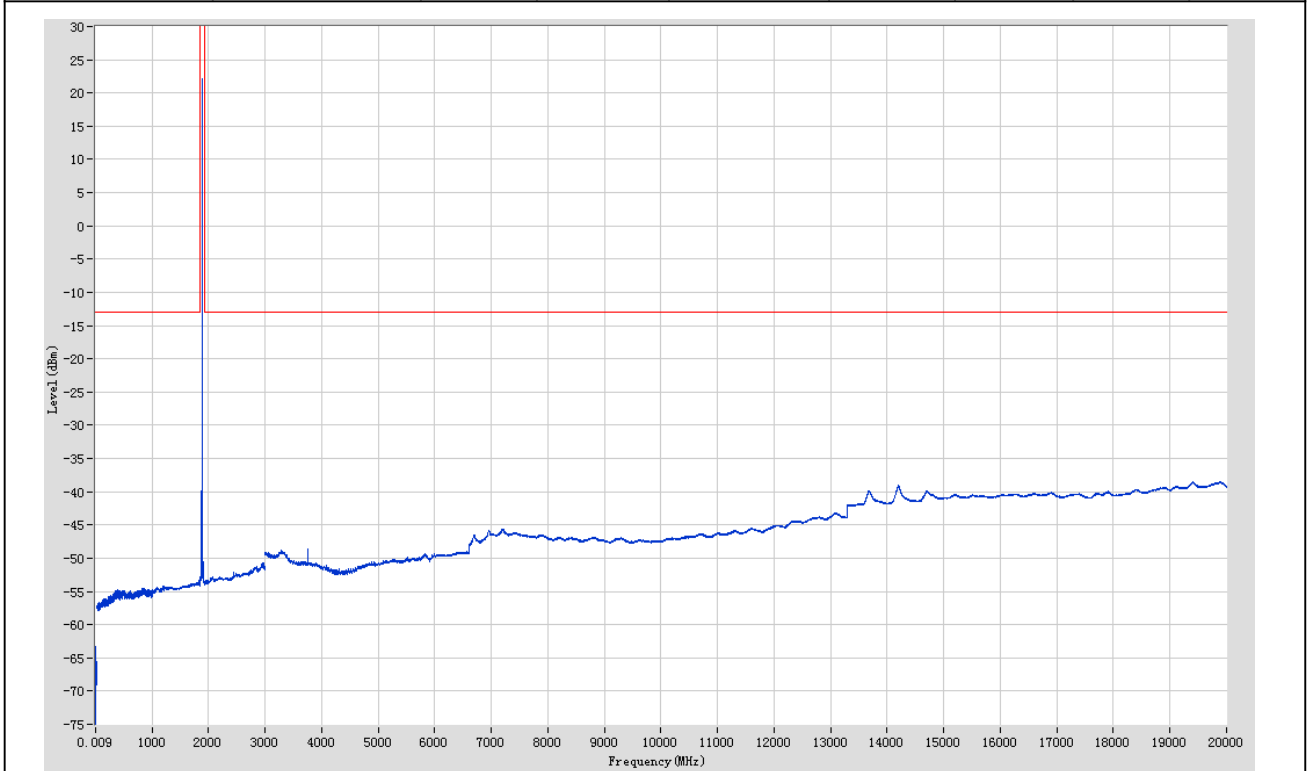
LTE Band 2 16-QAM 1.4 MHz LCH

Start Frequency (MHz)	Stop Frequency (MHz)	RBW (MHz)	Detector	Frequency (MHz)	Power (dBm)	Limit (dBm)	Verdict	Sweep Point
0.009	0.15	0.001	RMS	0.009	-65.34	-13	Pass	401
0.15	30	0.01	RMS	0.15	-63.15	-13	Pass	2985
30	1000	0.1	RMS	841.199	-54.46	-13	Pass	9699
1000	1840	1	RMS	1840	-49.53	-13	Pass	840
1840	1920	1	RMS	1850	22.39	60	Pass	401
1920	3000	1	RMS	2954.958	-50.61	-13	Pass	1080
3000	12000	1	RMS	3700.085	-43.43	-13	Pass	9000
12000	20000	1	RMS	19398.925	-38.53	-13	Pass	8000



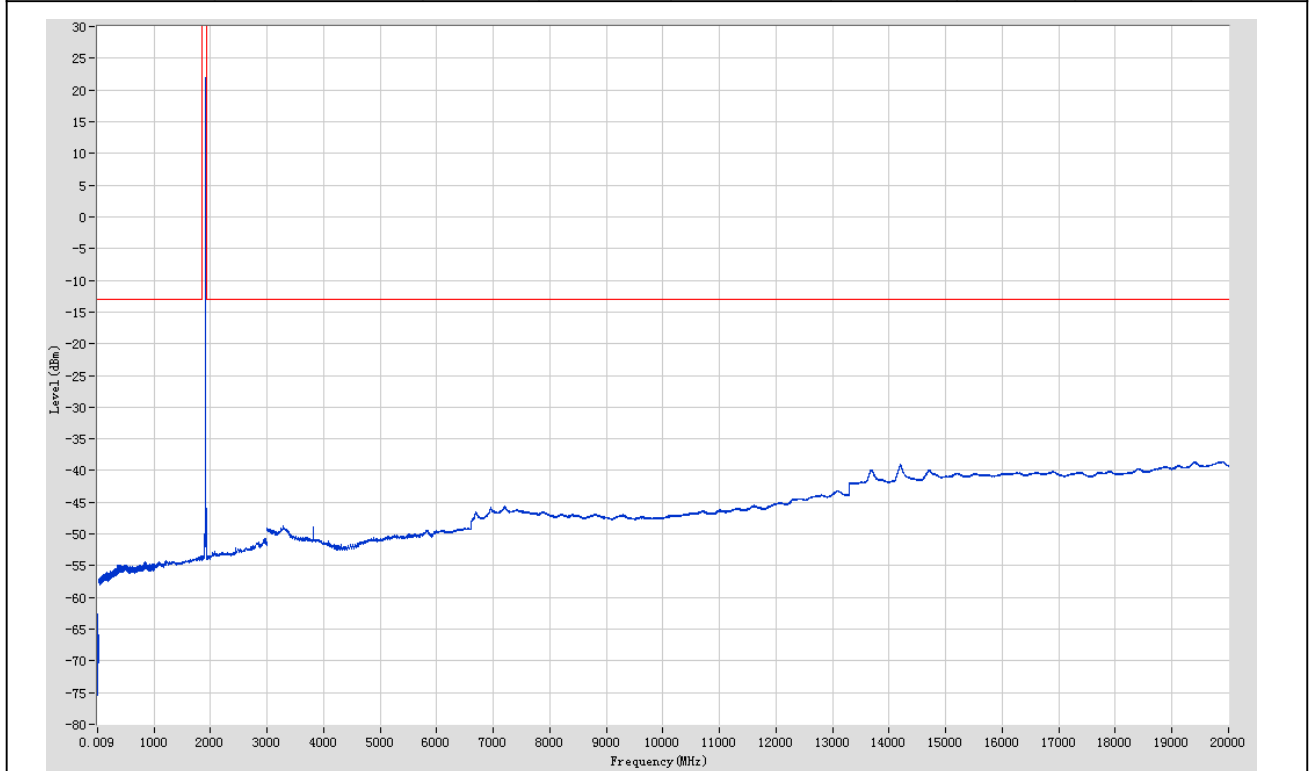
LTE Band 2 Q16-QAM 1.4 MHz MCH

Start Frequency (MHz)	Stop Frequency (MHz)	RBW (MHz)	Detector	Frequency (MHz)	Power (dBm)	Limit (dBm)	Verdict	Sweep Point
0.009	0.15	0.001	RMS	0.009	-65.67	-13	Pass	401
0.15	30	0.01	RMS	0.17	-63.36	-13	Pass	2985
30	1000	0.1	RMS	838.999	-54.49	-13	Pass	9699
1000	1840	1	RMS	1828.987	-53.39	-13	Pass	840
1840	1920	1	RMS	1879.4	22.1	60	Pass	401
1920	3000	1	RMS	2956.96	-50.64	-13	Pass	1080
3000	12000	1	RMS	12000	-45.14	-13	Pass	9000
12000	20000	1	RMS	19877.985	-38.56	-13	Pass	8000



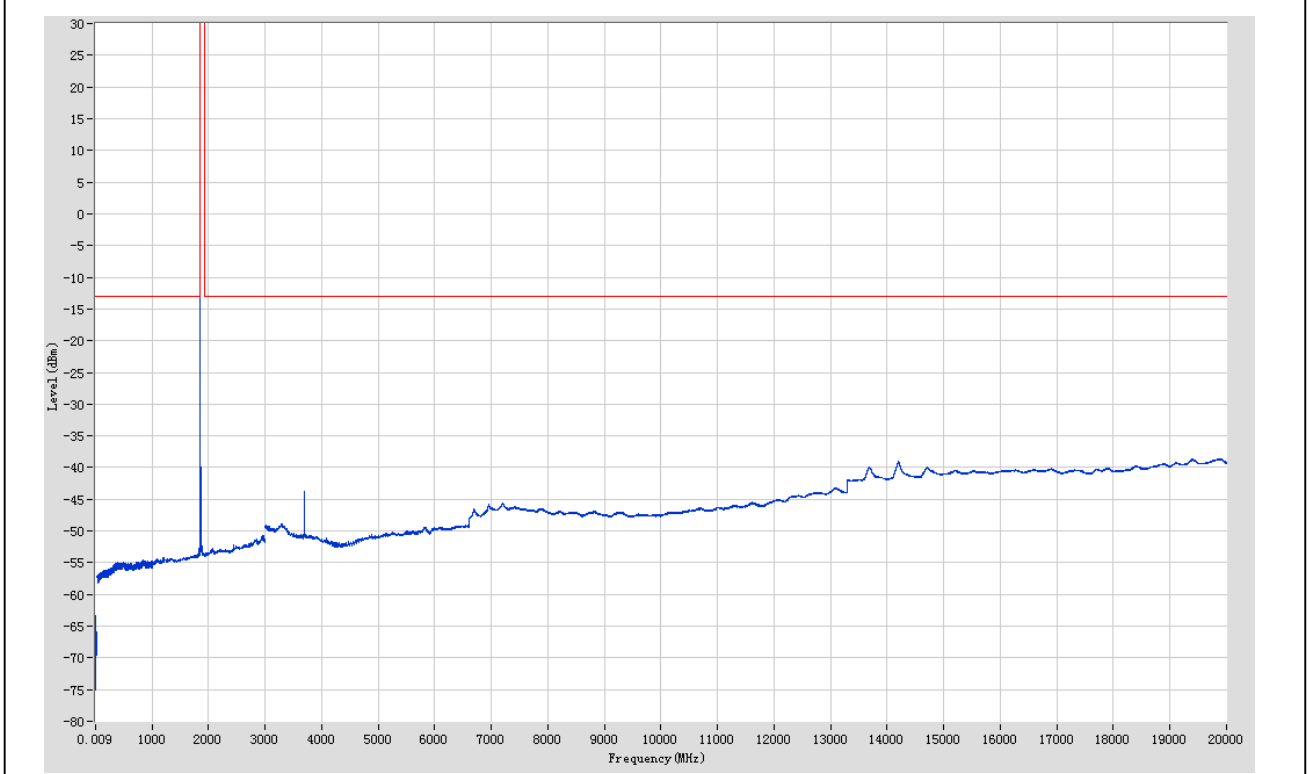
LTE Band 2 16-QAM 1.4 MHz HCH

Start Frequency (MHz)	Stop Frequency (MHz)	RBW (MHz)	Detector	Frequency (MHz)	Power (dBm)	Limit (dBm)	Verdict	Sweep Point
0.009	0.15	0.001	RMS	0.01	-65.22	-13	Pass	401
0.15	30	0.01	RMS	0.16	-62.53	-13	Pass	2985
30	1000	0.1	RMS	842.999	-54.46	-13	Pass	9699
1000	1840	1	RMS	1829.988	-53.48	-13	Pass	840
1840	1920	1	RMS	1908.6	22.03	60	Pass	401
1920	3000	1	RMS	2954.958	-50.68	-13	Pass	1080
3000	12000	1	RMS	11997.998	-45.17	-13	Pass	9000
12000	20000	1	RMS	19399.925	-38.57	-13	Pass	8000



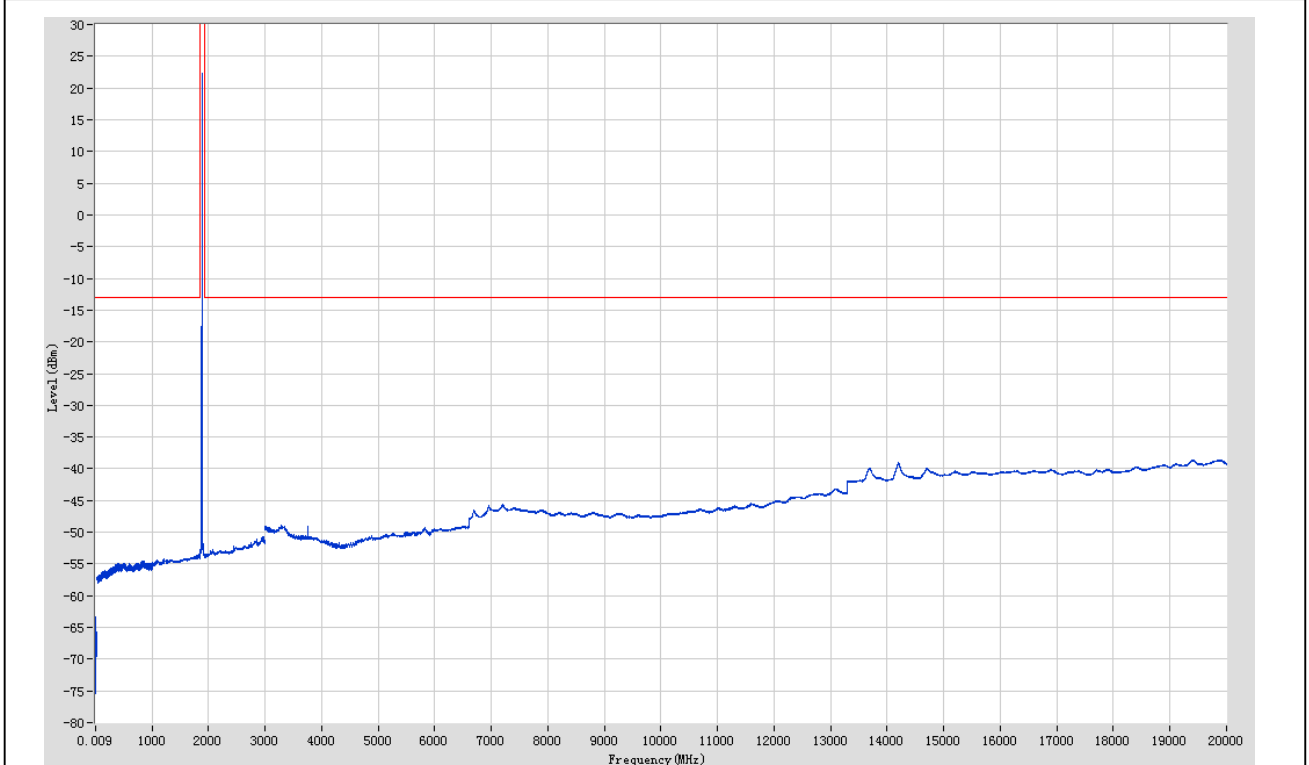
LTE Band 2 16-QAM 3 MHz LCH

Start Frequency (MHz)	Stop Frequency (MHz)	RBW (MHz)	Detector	Frequency (MHz)	Power (dBm)	Limit (dBm)	Verdict	Sweep Point
0.009	0.15	0.001	RMS	0.009	-64.42	-13	Pass	401
0.15	30	0.01	RMS	0.18	-63.41	-13	Pass	2985
30	1000	0.1	RMS	841.199	-54.64	-13	Pass	9699
1000	1840	1	RMS	1840	-47.78	-13	Pass	840
1840	1920	1	RMS	1850.2	22.24	60	Pass	401
1920	3000	1	RMS	2956.96	-50.7	-13	Pass	1080
3000	12000	1	RMS	3700.085	-43.73	-13	Pass	9000
12000	20000	1	RMS	19900.988	-38.59	-13	Pass	8000



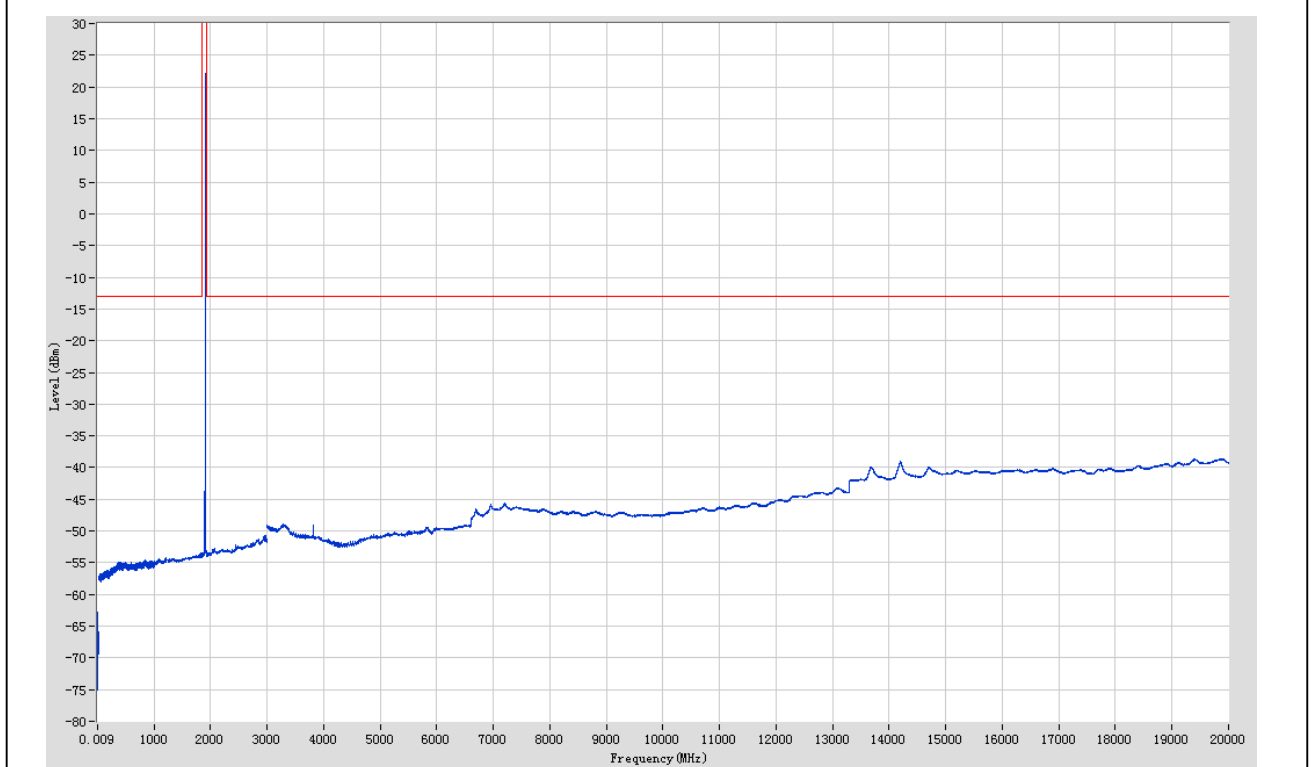
LTE Band 2 16-QAM 3 MHz MCH

Start Frequency (MHz)	Stop Frequency (MHz)	RBW (MHz)	Detector	Frequency (MHz)	Power (dBm)	Limit (dBm)	Verdict	Sweep Point
0.009	0.15	0.001	RMS	0.009	-64.9	-13	Pass	401
0.15	30	0.01	RMS	0.25	-63.36	-13	Pass	2985
30	1000	0.1	RMS	846	-54.51	-13	Pass	9699
1000	1840	1	RMS	1829.988	-53.47	-13	Pass	840
1840	1920	1	RMS	1878.6	22.24	60	Pass	401
1920	3000	1	RMS	2955.959	-50.69	-13	Pass	1080
3000	12000	1	RMS	11998.999	-45.2	-13	Pass	9000
12000	20000	1	RMS	19898.987	-38.59	-13	Pass	8000



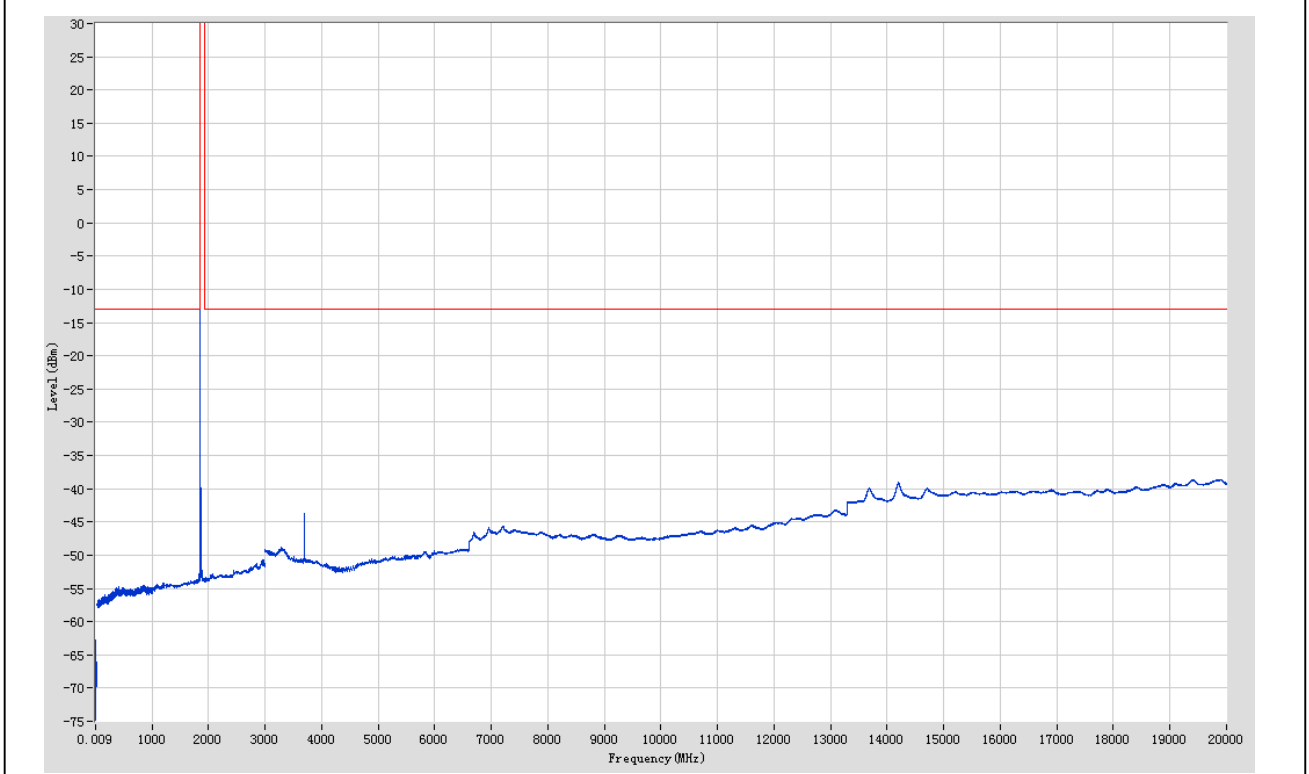
LTE Band 2 16-QAM 3 MHz HCH

Start Frequency (MHz)	Stop Frequency (MHz)	RBW (MHz)	Detector	Frequency (MHz)	Power (dBm)	Limit (dBm)	Verdict	Sweep Point
0.009	0.15	0.001	RMS	0.009	-64.98	-13	Pass	401
0.15	30	0.01	RMS	0.15	-62.76	-13	Pass	2985
30	1000	0.1	RMS	843.299	-54.63	-13	Pass	9699
1000	1840	1	RMS	1829.988	-53.5	-13	Pass	840
1840	1920	1	RMS	1907.2	22.16	60	Pass	401
1920	3000	1	RMS	2954.958	-50.69	-13	Pass	1080
3000	12000	1	RMS	11998.999	-45.13	-13	Pass	9000
12000	20000	1	RMS	19399.925	-38.59	-13	Pass	8000



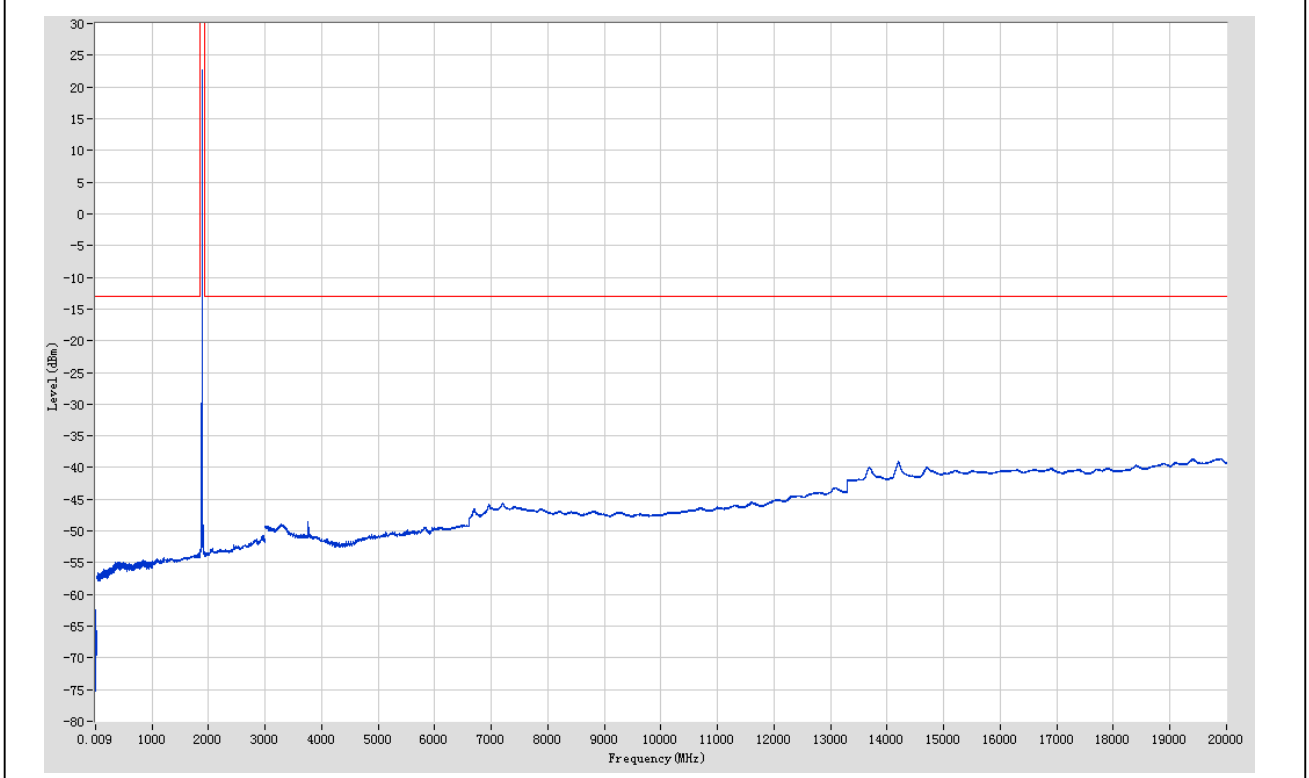
LTE Band 2 16-QAM 5 MHz LCH

Start Frequency (MHz)	Stop Frequency (MHz)	RBW (MHz)	Detector	Frequency (MHz)	Power (dBm)	Limit (dBm)	Verdict	Sweep Point
0.009	0.15	0.001	RMS	0.011	-65	-13	Pass	401
0.15	30	0.01	RMS	0.15	-62.76	-13	Pass	2985
30	1000	0.1	RMS	839.499	-54.57	-13	Pass	9699
1000	1840	1	RMS	1840	-48.1	-13	Pass	840
1840	1920	1	RMS	1850.2	22.18	60	Pass	401
1920	3000	1	RMS	2954.958	-50.74	-13	Pass	1080
3000	12000	1	RMS	3701.086	-43.73	-13	Pass	9000
12000	20000	1	RMS	19396.925	-38.59	-13	Pass	8000



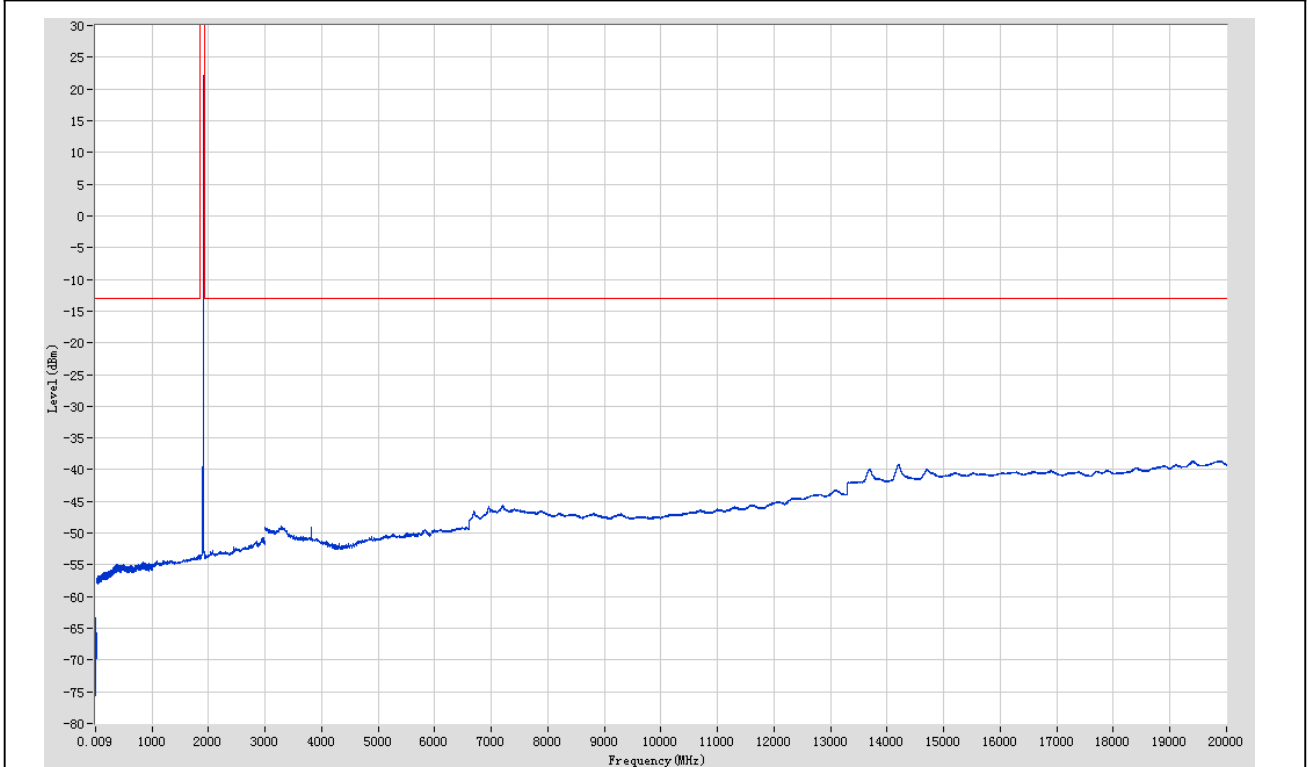
LTE Band 2 16-QAM 5 MHz MCH

Start Frequency (MHz)	Stop Frequency (MHz)	RBW (MHz)	Detector	Frequency (MHz)	Power (dBm)	Limit (dBm)	Verdict	Sweep Point
0.009	0.15	0.001	RMS	0.009	-65.04	-13	Pass	401
0.15	30	0.01	RMS	0.16	-62.39	-13	Pass	2985
30	1000	0.1	RMS	848.9	-54.57	-13	Pass	9699
1000	1840	1	RMS	1829.988	-53.5	-13	Pass	840
1840	1920	1	RMS	1882	22.76	60	Pass	401
1920	3000	1	RMS	2956.96	-50.7	-13	Pass	1080
3000	12000	1	RMS	11992.991	-45.21	-13	Pass	9000
12000	20000	1	RMS	19399.925	-38.58	-13	Pass	8000



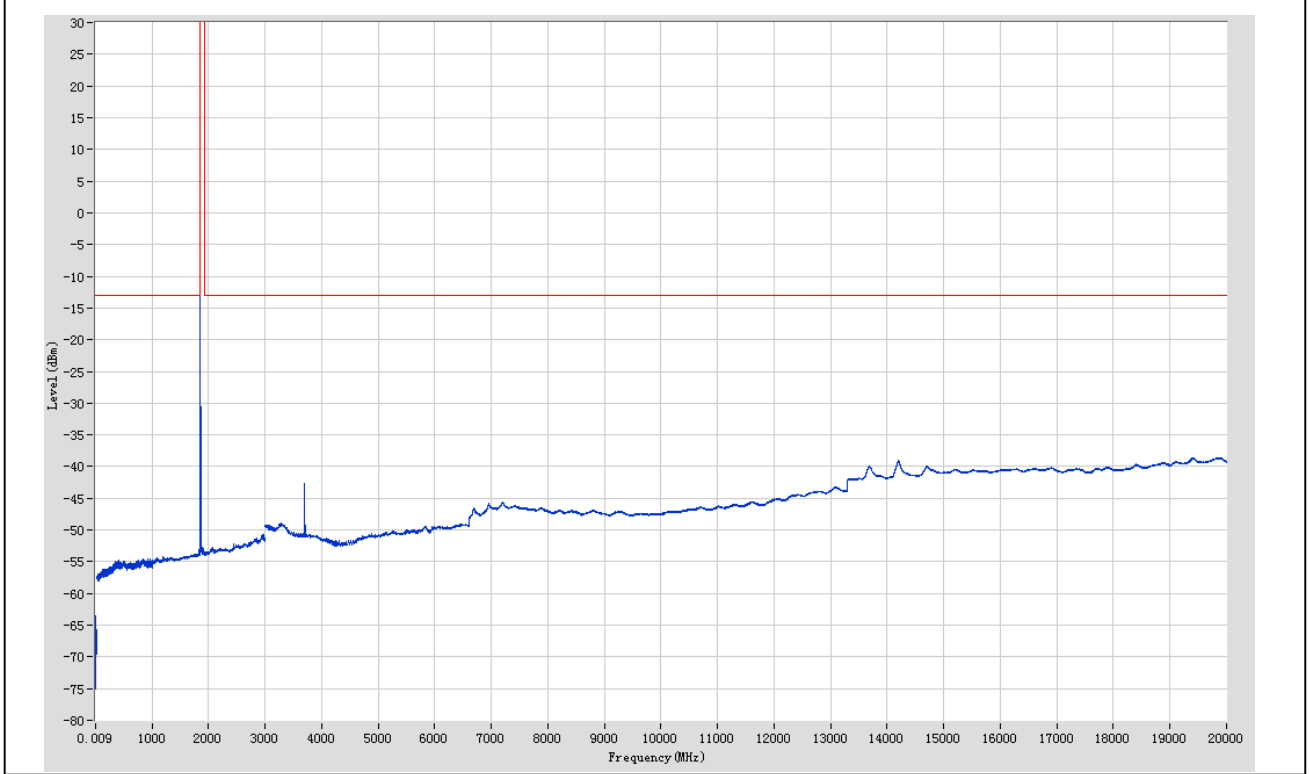
LTE Band 2 16-QAM 5 MHz HCH

Start Frequency (MHz)	Stop Frequency (MHz)	RBW (MHz)	Detector	Frequency (MHz)	Power (dBm)	Limit (dBm)	Verdict	Sweep Point
0.009	0.15	0.001	RMS	0.009	-64.49	-13	Pass	401
0.15	30	0.01	RMS	0.46	-63.28	-13	Pass	2985
30	1000	0.1	RMS	844.799	-54.57	-13	Pass	9699
1000	1840	1	RMS	1827.986	-53.53	-13	Pass	840
1840	1920	1	RMS	1905.2	22.21	60	Pass	401
1920	3000	1	RMS	2953.957	-50.74	-13	Pass	1080
3000	12000	1	RMS	11989.988	-45.2	-13	Pass	9000
12000	20000	1	RMS	19900.988	-38.62	-13	Pass	8000



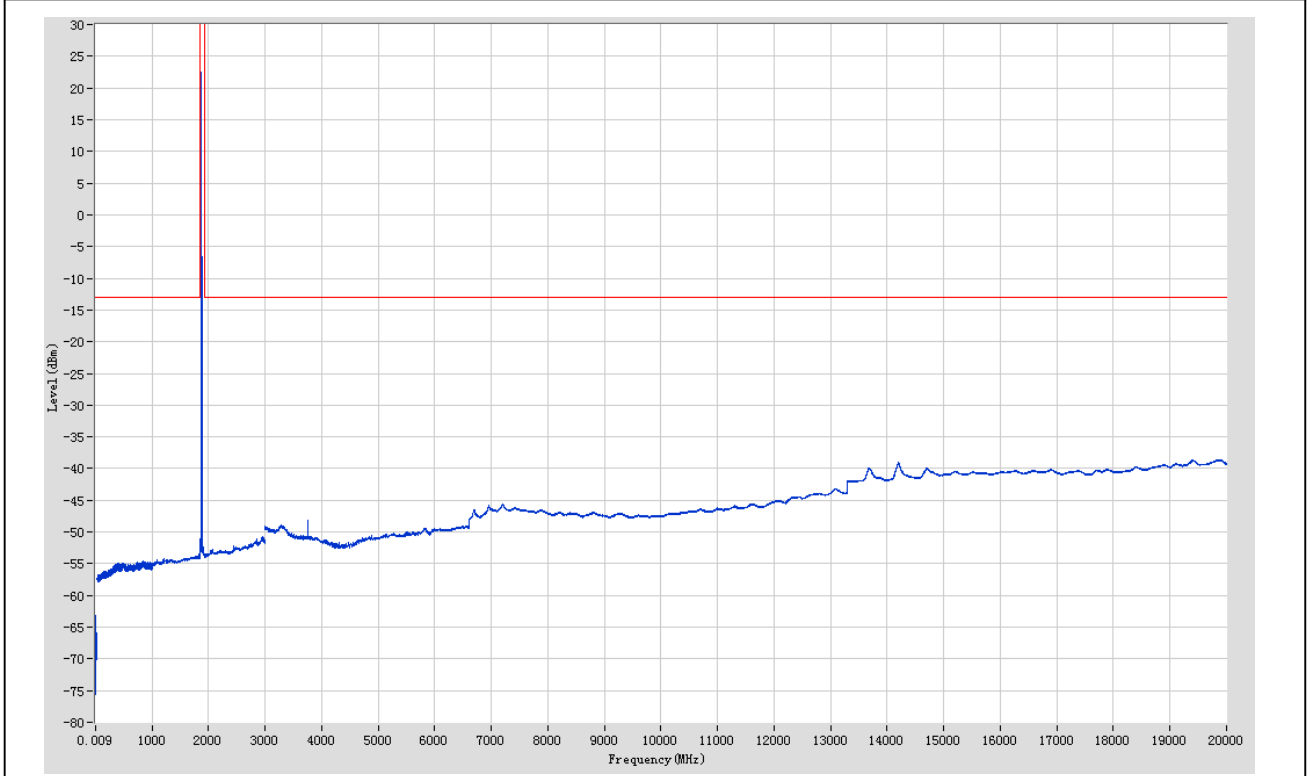
LTE Band 2 16-QAM 10 MHz LCH

Start Frequency (MHz)	Stop Frequency (MHz)	RBW (MHz)	Detector	Frequency (MHz)	Power (dBm)	Limit (dBm)	Verdict	Sweep Point
0.009	0.15	0.001	RMS	0.009	-64.83	-13	Pass	401
0.15	30	0.01	RMS	0.2	-63.47	-13	Pass	2985
30	1000	0.1	RMS	969.96	-54.61	-13	Pass	9699
1000	1840	1	RMS	1840	-49.36	-13	Pass	840
1840	1920	1	RMS	1850.4	22.23	60	Pass	401
1920	3000	1	RMS	2954.958	-50.68	-13	Pass	1080
3000	12000	1	RMS	3701.086	-42.69	-13	Pass	9000
12000	20000	1	RMS	19900.988	-38.57	-13	Pass	8000



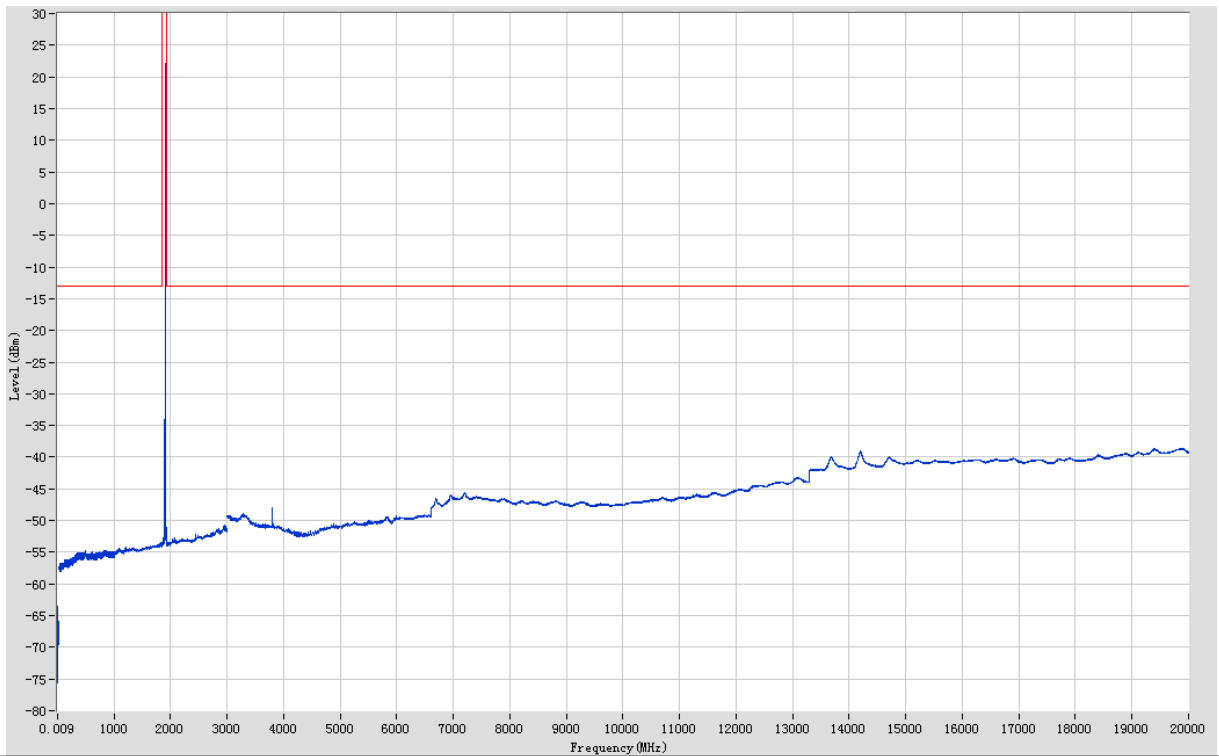
LTE Band 2 16-QAM 10 MHz MCH

Start Frequency (MHz)	Stop Frequency (MHz)	RBW (MHz)	Detector	Frequency (MHz)	Power (dBm)	Limit (dBm)	Verdict	Sweep Point
0.009	0.15	0.001	RMS	0.01	-64.8	-13	Pass	401
0.15	30	0.01	RMS	0.17	-63.18	-13	Pass	2985
30	1000	0.1	RMS	842.399	-54.63	-13	Pass	9699
1000	1840	1	RMS	1828.987	-53.5	-13	Pass	840
1840	1920	1	RMS	1875.4	22.5	60	Pass	401
1920	3000	1	RMS	2954.958	-50.71	-13	Pass	1080
3000	12000	1	RMS	11993.993	-45.19	-13	Pass	9000
12000	20000	1	RMS	19889.986	-38.59	-13	Pass	8000



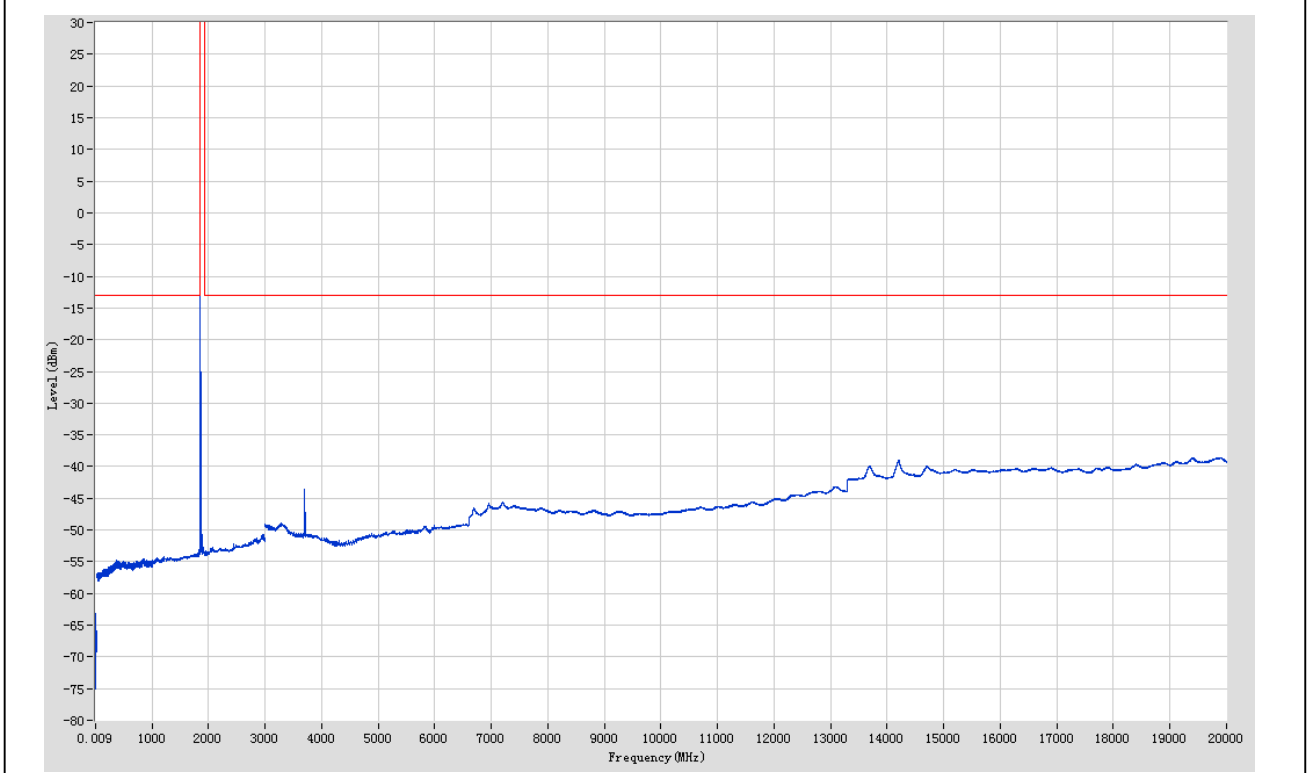
LTE Band 2 16-QAM 10 MHz HCH

Start Frequency (MHz)	Stop Frequency (MHz)	RBW (MHz)	Detector	Frequency (MHz)	Power (dBm)	Limit (dBm)	Verdict	Sweep Point
0.009	0.15	0.001	RMS	0.009	-64.99	-13	Pass	401
0.15	30	0.01	RMS	0.15	-63.59	-13	Pass	2985
30	1000	0.1	RMS	843.799	-54.66	-13	Pass	9699
1000	1840	1	RMS	1827.986	-53.51	-13	Pass	840
1840	1920	1	RMS	1900.4	22.22	60	Pass	401
1920	3000	1	RMS	2956.96	-50.75	-13	Pass	1080
3000	12000	1	RMS	11998.999	-45.21	-13	Pass	9000
12000	20000	1	RMS	19403.925	-38.58	-13	Pass	8000



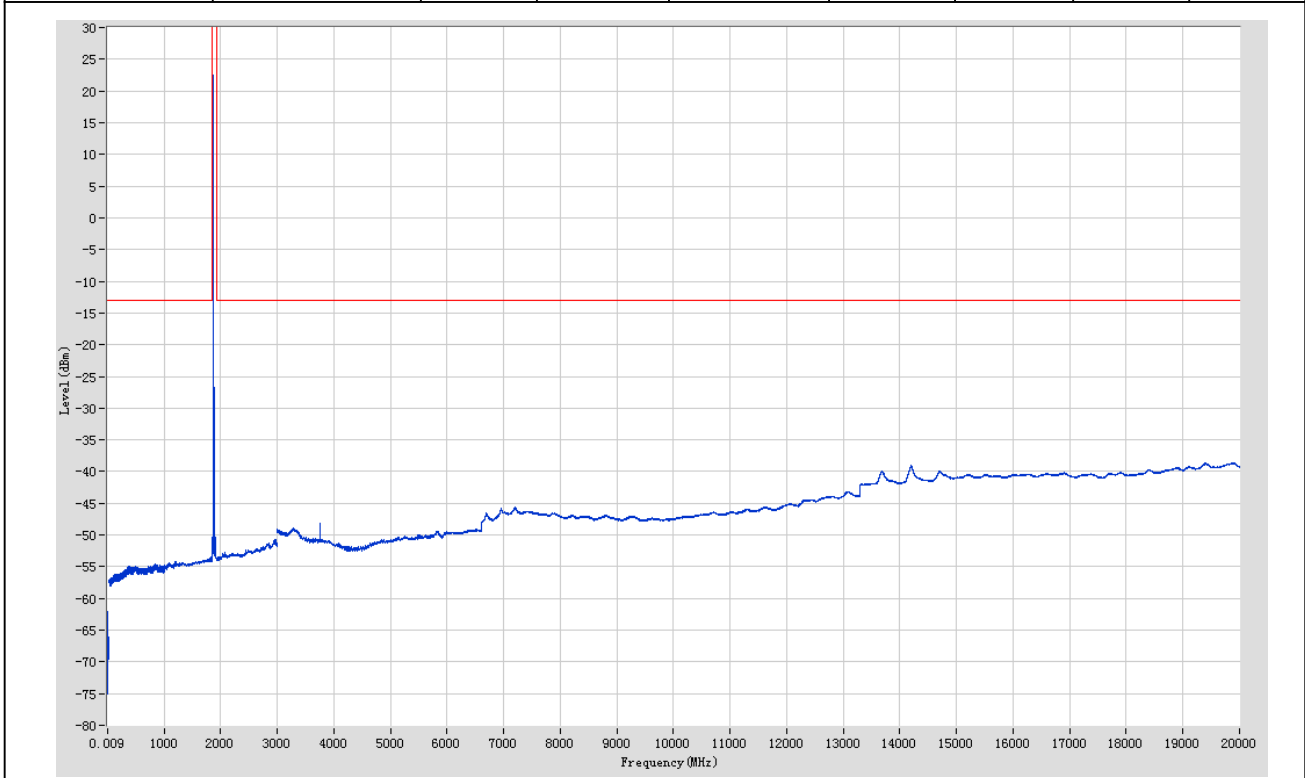
LTE Band 2 16-QAM 15 MHz LCH

Start Frequency (MHz)	Stop Frequency (MHz)	RBW (MHz)	Detector	Frequency (MHz)	Power (dBm)	Limit (dBm)	Verdict	Sweep Point
0.009	0.15	0.001	RMS	0.01	-65.48	-13	Pass	401
0.15	30	0.01	RMS	0.17	-63.22	-13	Pass	2985
30	1000	0.1	RMS	846.4	-54.55	-13	Pass	9699
1000	1840	1	RMS	1836.996	-49.27	-13	Pass	840
1840	1920	1	RMS	1850.6	22.26	60	Pass	401
1920	3000	1	RMS	2956.96	-50.7	-13	Pass	1080
3000	12000	1	RMS	3702.086	-43.6	-13	Pass	9000
12000	20000	1	RMS	19867.983	-38.57	-13	Pass	8000



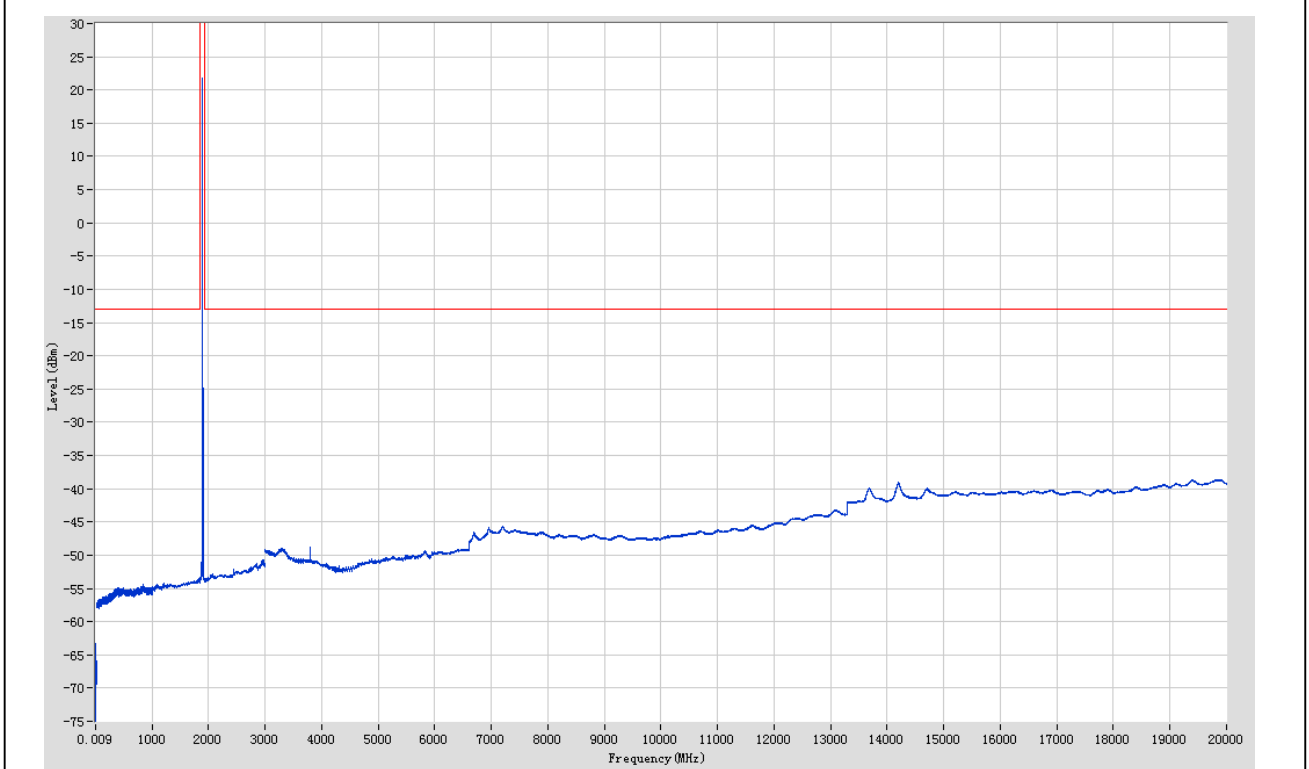
LTE Band 2 16-QAM 15 MHz MCH

Start Frequency (MHz)	Stop Frequency (MHz)	RBW (MHz)	Detector	Frequency (MHz)	Power (dBm)	Limit (dBm)	Verdict	Sweep Point
0.009	0.15	0.001	RMS	0.01	-64.76	-13	Pass	401
0.15	30	0.01	RMS	0.2	-62.02	-13	Pass	2985
30	1000	0.1	RMS	845.7	-54.6	-13	Pass	9699
1000	1840	1	RMS	1829.988	-53.52	-13	Pass	840
1840	1920	1	RMS	1873.2	22.56	60	Pass	401
1920	3000	1	RMS	2955.959	-50.74	-13	Pass	1080
3000	12000	1	RMS	12000	-45.18	-13	Pass	9000
12000	20000	1	RMS	19399.925	-38.61	-13	Pass	8000



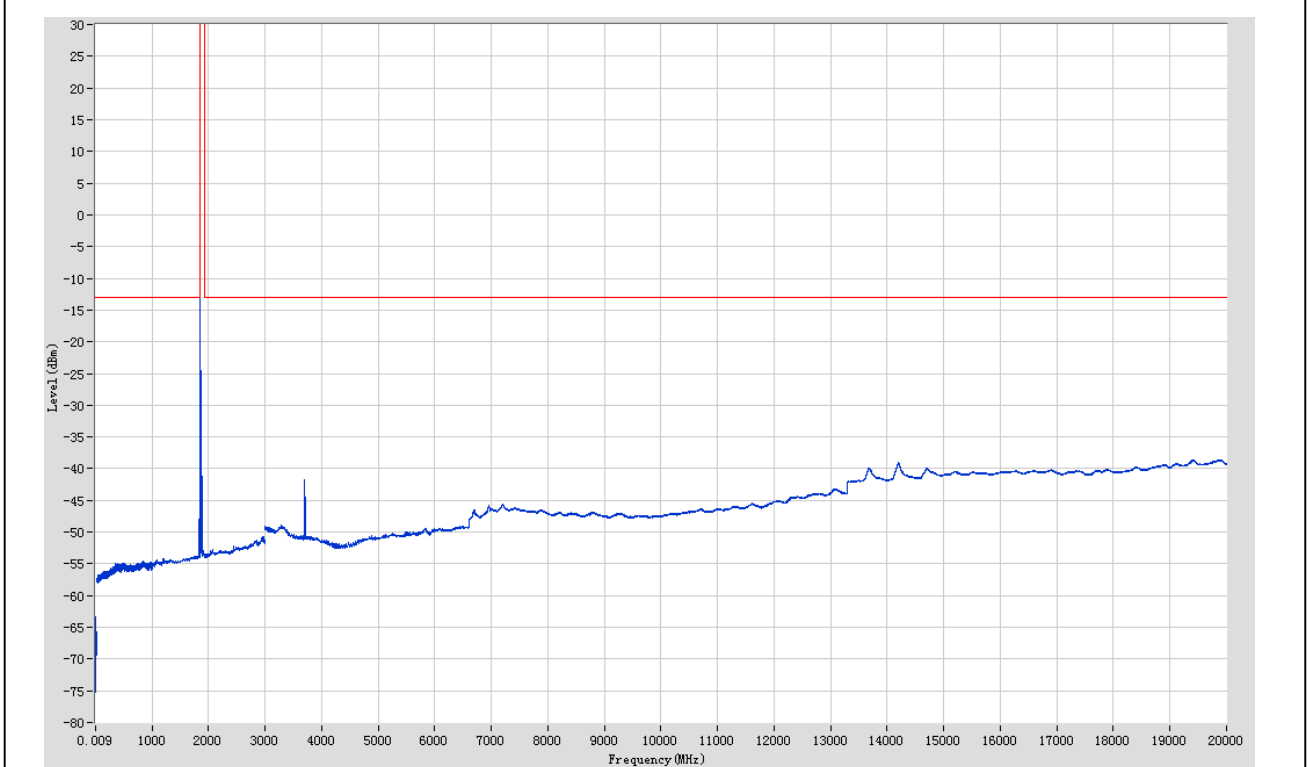
LTE Band 2 16-QAM 15 MHz HCH

Start Frequency (MHz)	Stop Frequency (MHz)	RBW (MHz)	Detector	Frequency (MHz)	Power (dBm)	Limit (dBm)	Verdict	Sweep Point
0.009	0.15	0.001	RMS	0.009	-65.04	-13	Pass	401
0.15	30	0.01	RMS	0.16	-63.24	-13	Pass	2985
30	1000	0.1	RMS	840.399	-54.46	-13	Pass	9699
1000	1840	1	RMS	1829.988	-53.48	-13	Pass	840
1840	1920	1	RMS	1895.6	21.84	60	Pass	401
1920	3000	1	RMS	2955.959	-50.71	-13	Pass	1080
3000	12000	1	RMS	11997.998	-45.22	-13	Pass	9000
12000	20000	1	RMS	19889.986	-38.62	-13	Pass	8000



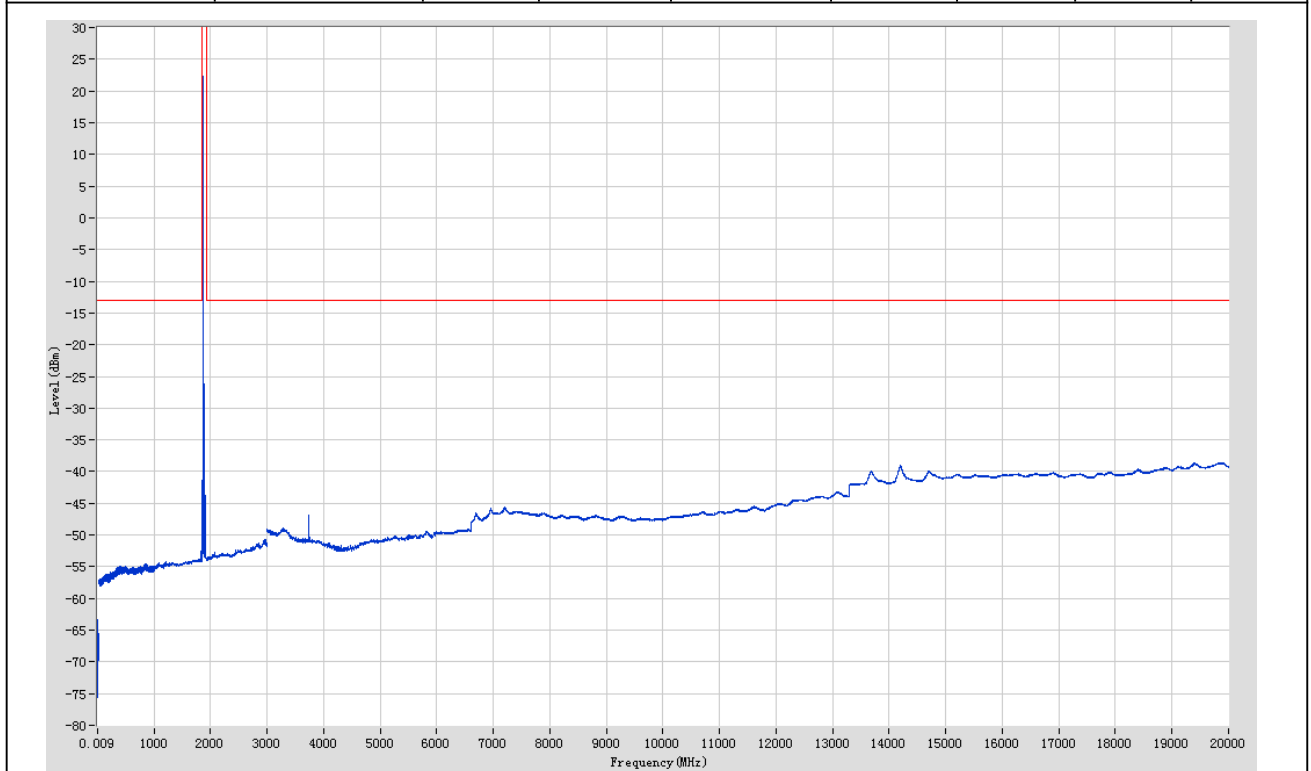
LTE Band 2 16-QAM 20 MHz LCH

Start Frequency (MHz)	Stop Frequency (MHz)	RBW (MHz)	Detector	Frequency (MHz)	Power (dBm)	Limit (dBm)	Verdict	Sweep Point
0.009	0.15	0.001	RMS	0.009	-64.56	-13	Pass	401
0.15	30	0.01	RMS	0.27	-63.35	-13	Pass	2985
30	1000	0.1	RMS	839.699	-54.6	-13	Pass	9699
1000	1840	1	RMS	1832.992	-47.93	-13	Pass	840
1840	1920	1	RMS	1851	22.42	60	Pass	401
1920	3000	1	RMS	2954.958	-50.72	-13	Pass	1080
3000	12000	1	RMS	3702.086	-41.8	-13	Pass	9000
12000	20000	1	RMS	19903.988	-38.59	-13	Pass	8000



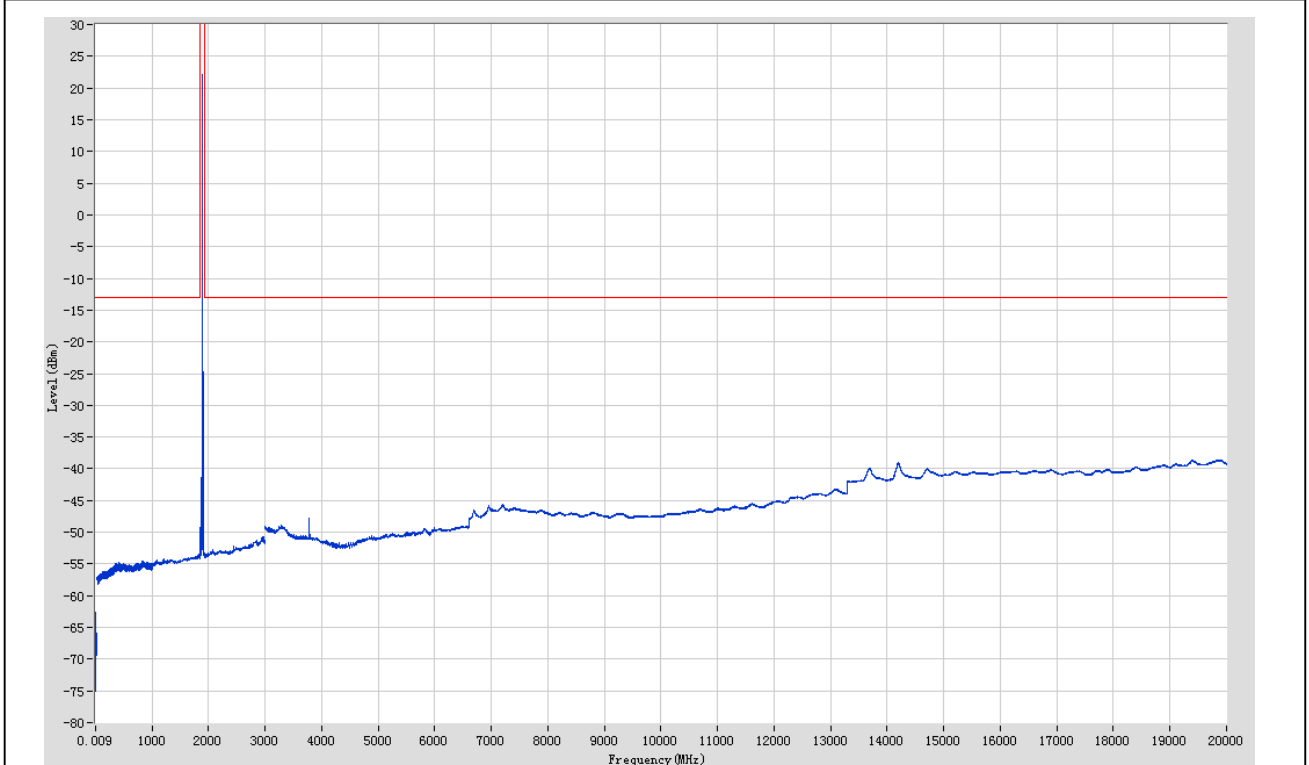
LTE Band 2 16-QAM 20 MHz MCH

Start Frequency (MHz)	Stop Frequency (MHz)	RBW (MHz)	Detector	Frequency (MHz)	Power (dBm)	Limit (dBm)	Verdict	Sweep Point
0.009	0.15	0.001	RMS	0.009	-63.38	-13	Pass	401
0.15	30	0.01	RMS	0.16	-63.5	-13	Pass	2985
30	1000	0.1	RMS	866.022	-54.58	-13	Pass	9699
1000	1840	1	RMS	1834.994	-52.48	-13	Pass	840
1840	1920	1	RMS	1871	22.27	60	Pass	401
1920	3000	1	RMS	2953.957	-50.77	-13	Pass	1080
3000	12000	1	RMS	11991.99	-45.18	-13	Pass	9000
12000	20000	1	RMS	19395.924	-38.61	-13	Pass	8000



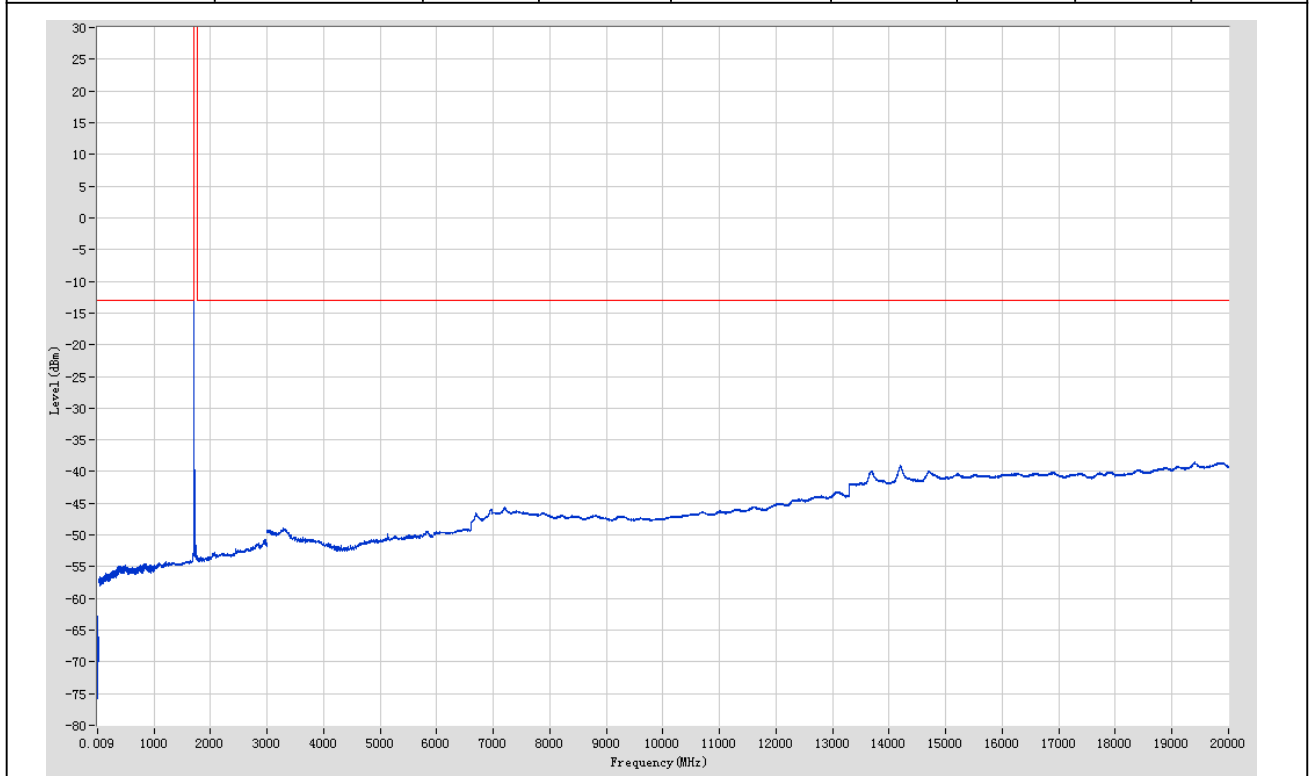
LTE Band 2 16-QAM 20 MHz HCH

Start Frequency (MHz)	Stop Frequency (MHz)	RBW (MHz)	Detector	Frequency (MHz)	Power (dBm)	Limit (dBm)	Verdict	Sweep Point
0.009	0.15	0.001	RMS	0.009	-64.1	-13	Pass	401
0.15	30	0.01	RMS	0.18	-62.7	-13	Pass	2985
30	1000	0.1	RMS	821.297	-54.61	-13	Pass	9699
1000	1840	1	RMS	1828.987	-53.52	-13	Pass	840
1840	1920	1	RMS	1891	22.07	60	Pass	401
1920	3000	1	RMS	2956.96	-50.7	-13	Pass	1080
3000	12000	1	RMS	11988.986	-45.2	-13	Pass	9000
12000	20000	1	RMS	19400.925	-38.61	-13	Pass	8000



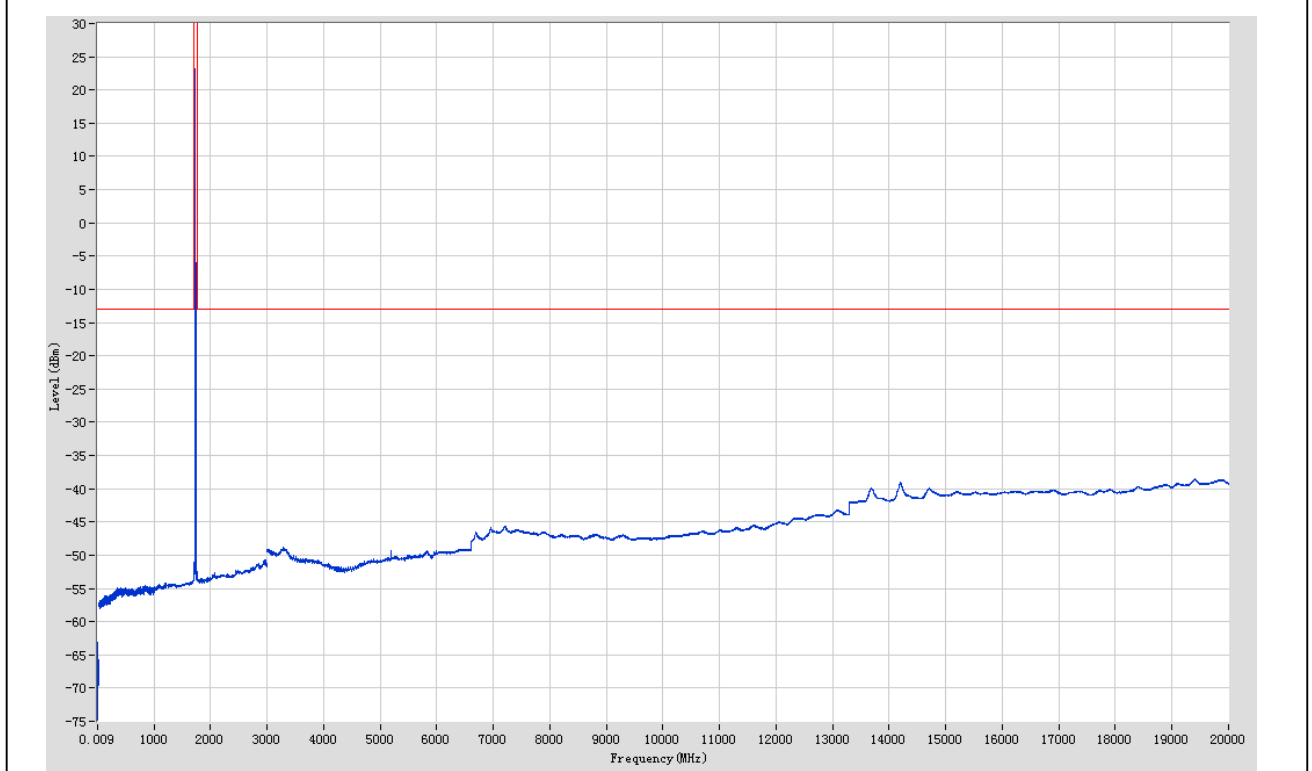
LTE Band 4 QPSK 1.4 MHz LCH

Start Frequency (MHz)	Stop Frequency (MHz)	RBW (MHz)	Detector	Frequency (MHz)	Power (dBm)	Limit (dBm)	Verdict	Sweep Point
0.009	0.15	0.001	RMS	0.01	-64.44	-13	Pass	401
0.15	30	0.01	RMS	0.17	-62.84	-13	Pass	2985
30	1000	0.1	RMS	860.515	-54.57	-13	Pass	9699
1000	1700	1	RMS	1700	-42.06	-13	Pass	700
1700	1765	1	RMS	1710.075	23.13	60	Pass	401
1765	3000	1	RMS	2955.964	-50.67	-13	Pass	1235
3000	12000	1	RMS	11998.999	-45.08	-13	Pass	9000
12000	20000	1	RMS	19402.925	-38.52	-13	Pass	8000



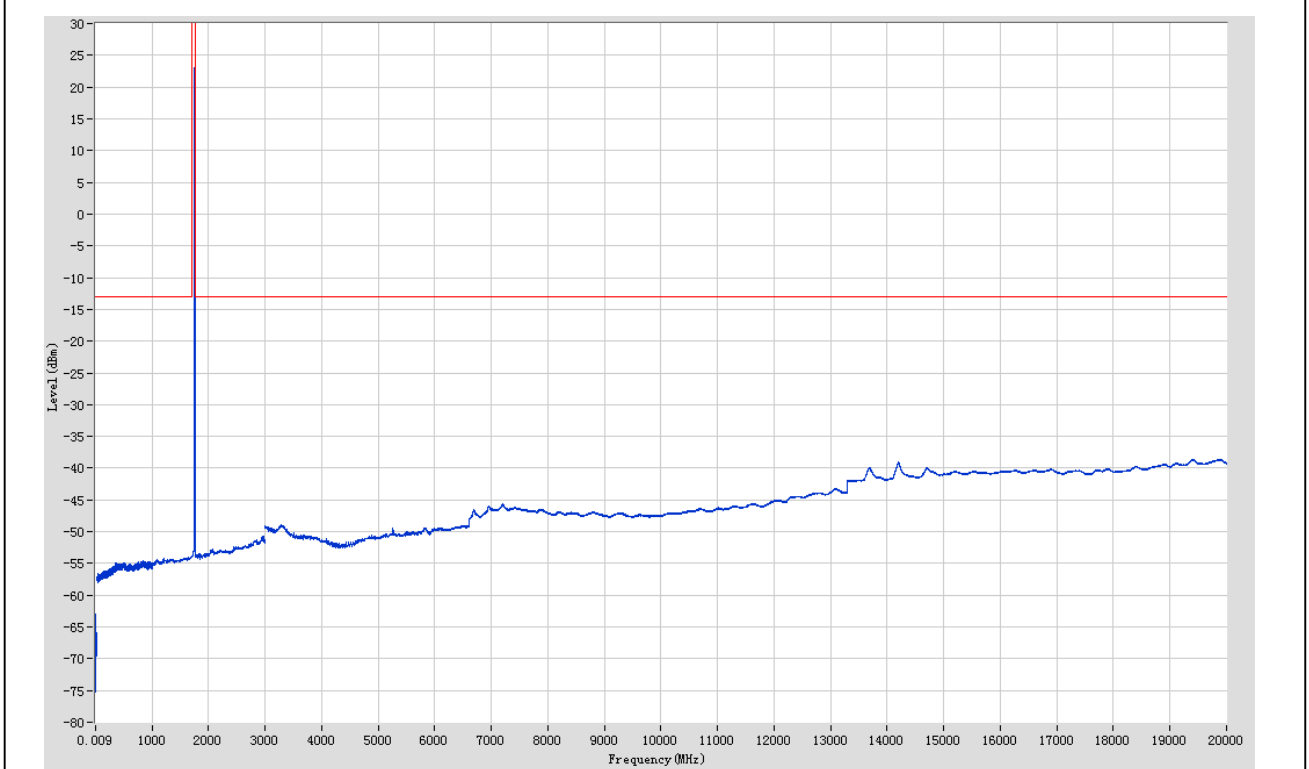
LTE Band 4 QPSK 1.4 MHz MCH

Start Frequency (MHz)	Stop Frequency (MHz)	RBW (MHz)	Detector	Frequency (MHz)	Power (dBm)	Limit (dBm)	Verdict	Sweep Point
0.009	0.15	0.001	RMS	0.01	-64.33	-13	Pass	401
0.15	30	0.01	RMS	0.17	-63.09	-13	Pass	2985
30	1000	0.1	RMS	835.198	-54.59	-13	Pass	9699
1000	1700	1	RMS	1693.991	-53.77	-13	Pass	700
1700	1765	1	RMS	1731.85	23.26	60	Pass	401
1765	3000	1	RMS	2956.965	-50.67	-13	Pass	1235
3000	12000	1	RMS	11996.996	-45.1	-13	Pass	9000
12000	20000	1	RMS	19400.925	-38.57	-13	Pass	8000



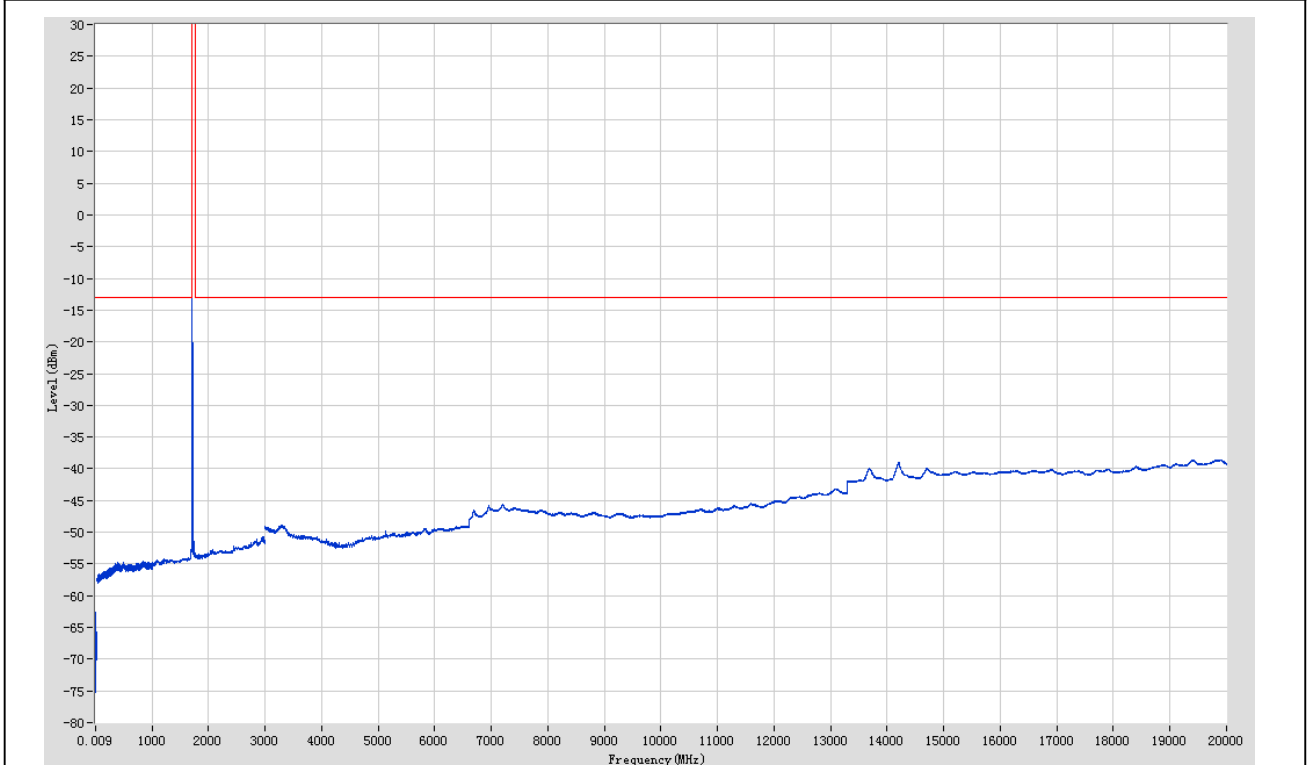
LTE Band 4 QPSK 1.4 MHz HCH

Start Frequency (MHz)	Stop Frequency (MHz)	RBW (MHz)	Detector	Frequency (MHz)	Power (dBm)	Limit (dBm)	Margin (dB)	Verdict	Sweep
0.009	0.15	0.001	RMS	0.01	-65.33	-13	Verdict	Sweep	
0.15	30	0.01	RMS	0.17	-63.06	-13	Pass		401
30	1000	0.1	RMS	841.699	-54.63	-13	Pass		2985
1000	1700	1	RMS	1693.991	-53.87	-13	Pass		9699
1700	1765	1	RMS	1753.625	23.06	60	Pass		700
1765	3000	1	RMS	2954.964	-50.67	-13	Pass		401
3000	12000	1	RMS	11990.989	-45.13	-13	Pass		1235
12000	20000	1	RMS	19400.925	-38.6	-13	Pass		9000



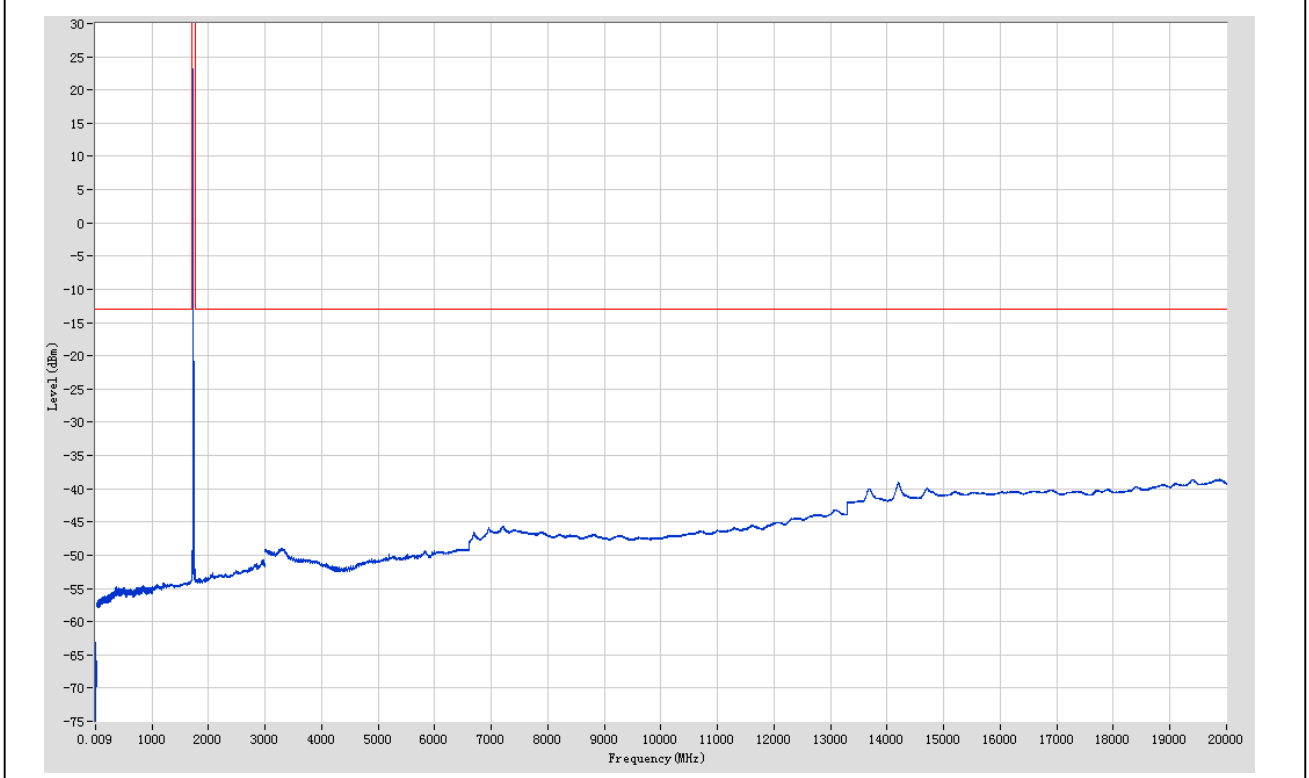
LTE Band 4 QPSK 3 MHz LCH

Start Frequency (MHz)	Stop Frequency (MHz)	RBW (MHz)	Detector	Frequency (MHz)	Power (dBm)	Limit (dBm)	Verdict	Sweep Point
0.009	0.15	0.001	RMS	0.01	-64.96	-13	Pass	401
0.15	30	0.01	RMS	0.21	-62.54	-13	Pass	2985
30	1000	0.1	RMS	841.399	-54.53	-13	Pass	9699
1000	1700	1	RMS	1700	-41.61	-13	Pass	700
1700	1765	1	RMS	1710.075	23.14	60	Pass	401
1765	3000	1	RMS	2954.964	-50.67	-13	Pass	1235
3000	12000	1	RMS	11997.998	-45.16	-13	Pass	9000
12000	20000	1	RMS	19895.987	-38.57	-13	Pass	8000



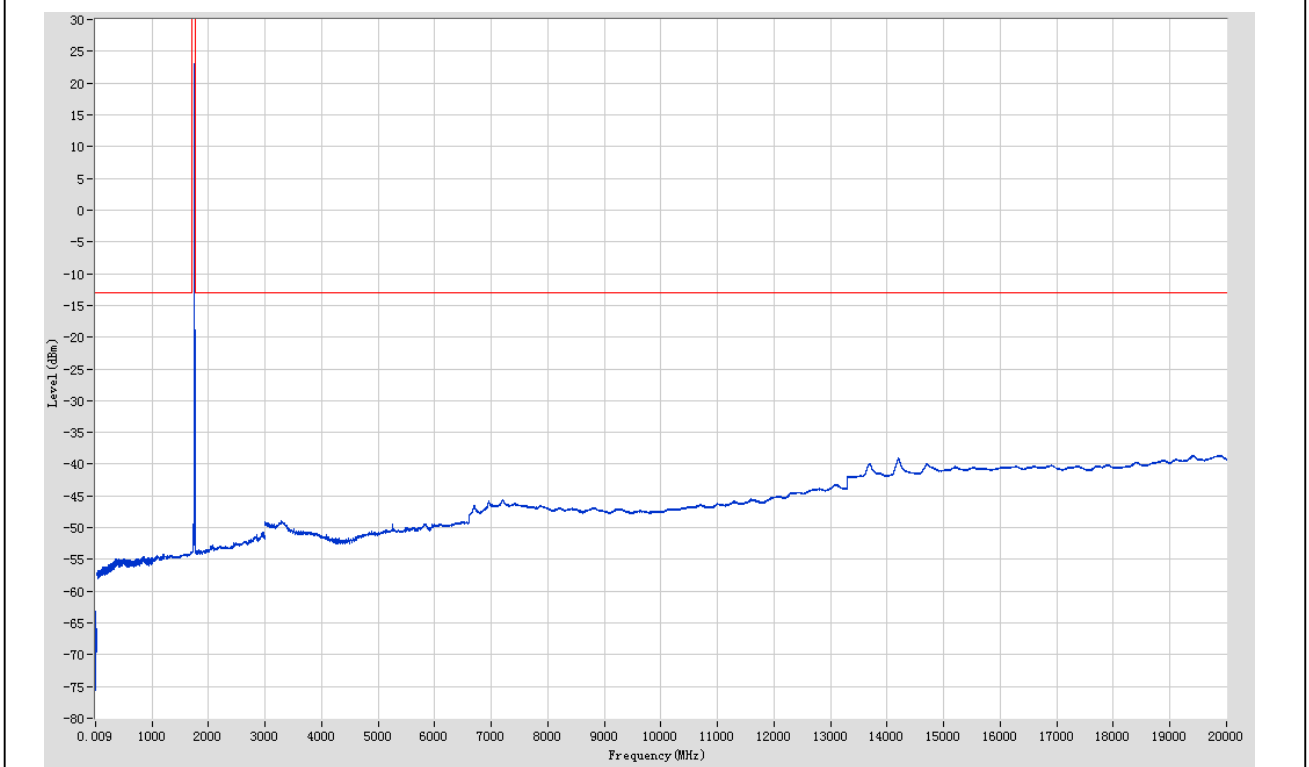
LTE Band 4 QPSK 3 MHz MCH

Start Frequency (MHz)	Stop Frequency (MHz)	RBW (MHz)	Detector	Frequency (MHz)	Power (dBm)	Limit (dBm)	Verdict	Sweep Point
0.009	0.15	0.001	RMS	0.009	-64.84	-13	Pass	401
0.15	30	0.01	RMS	0.19	-63.11	-13	Pass	2985
30	1000	0.1	RMS	842.699	-54.61	-13	Pass	9699
1000	1700	1	RMS	1694.993	-53.81	-13	Pass	700
1700	1765	1	RMS	1731.2	23.24	60	Pass	401
1765	3000	1	RMS	2975.981	-50.68	-13	Pass	1235
3000	12000	1	RMS	11992.991	-45.1	-13	Pass	9000
12000	20000	1	RMS	19881.985	-38.57	-13	Pass	8000



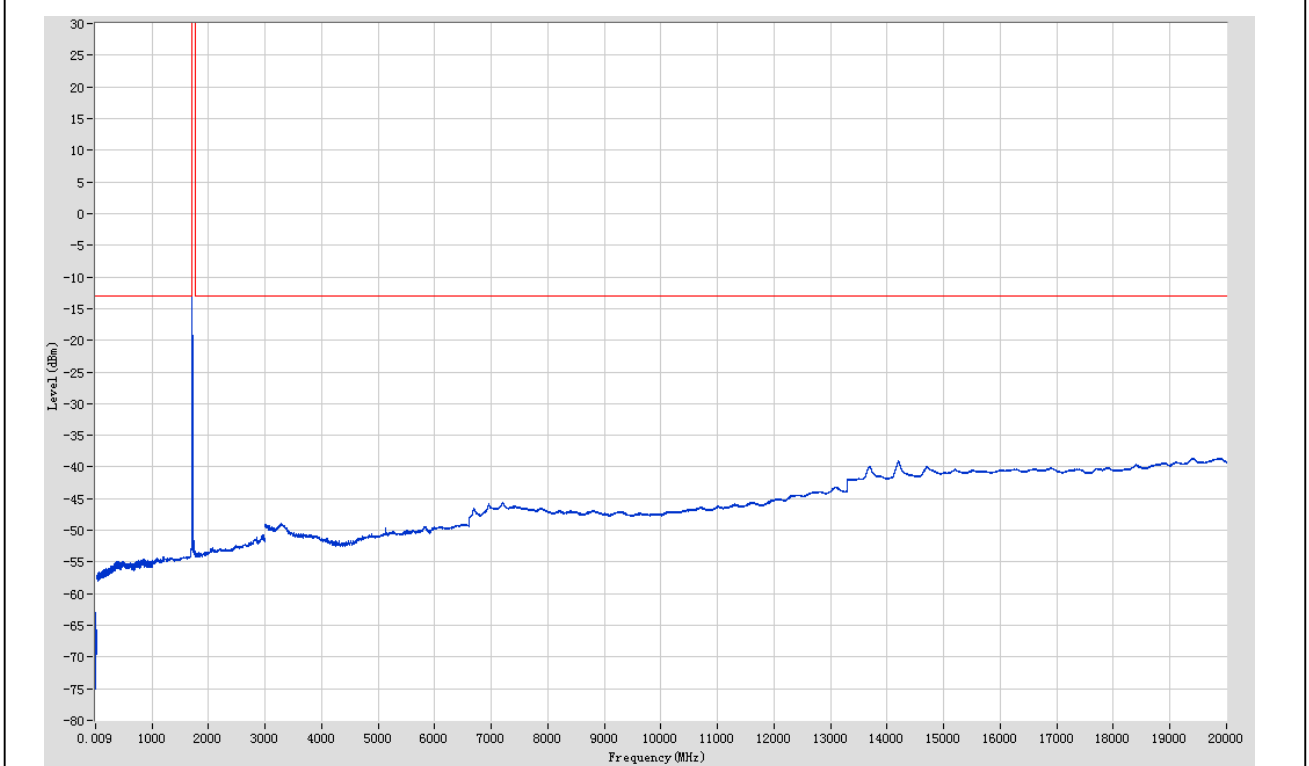
LTE Band 4 QPSK 3 MHz HCH

Start Frequency (MHz)	Stop Frequency (MHz)	RBW (MHz)	Detector	Frequency (MHz)	Power (dBm)	Limit (dBm)	Verdict	Sweep Point
0.009	0.15	0.001	RMS	0.009	-64.49	-13	Pass	401
0.15	30	0.01	RMS	0.15	-63.08	-13	Pass	2985
30	1000	0.1	RMS	868.125	-54.56	-13	Pass	9699
1000	1700	1	RMS	1694.993	-53.86	-13	Pass	700
1700	1765	1	RMS	1752.163	22.98	60	Pass	401
1765	3000	1	RMS	2975.981	-50.7	-13	Pass	1235
3000	12000	1	RMS	12000	-45.15	-13	Pass	9000
12000	20000	1	RMS	19897.987	-38.61	-13	Pass	8000



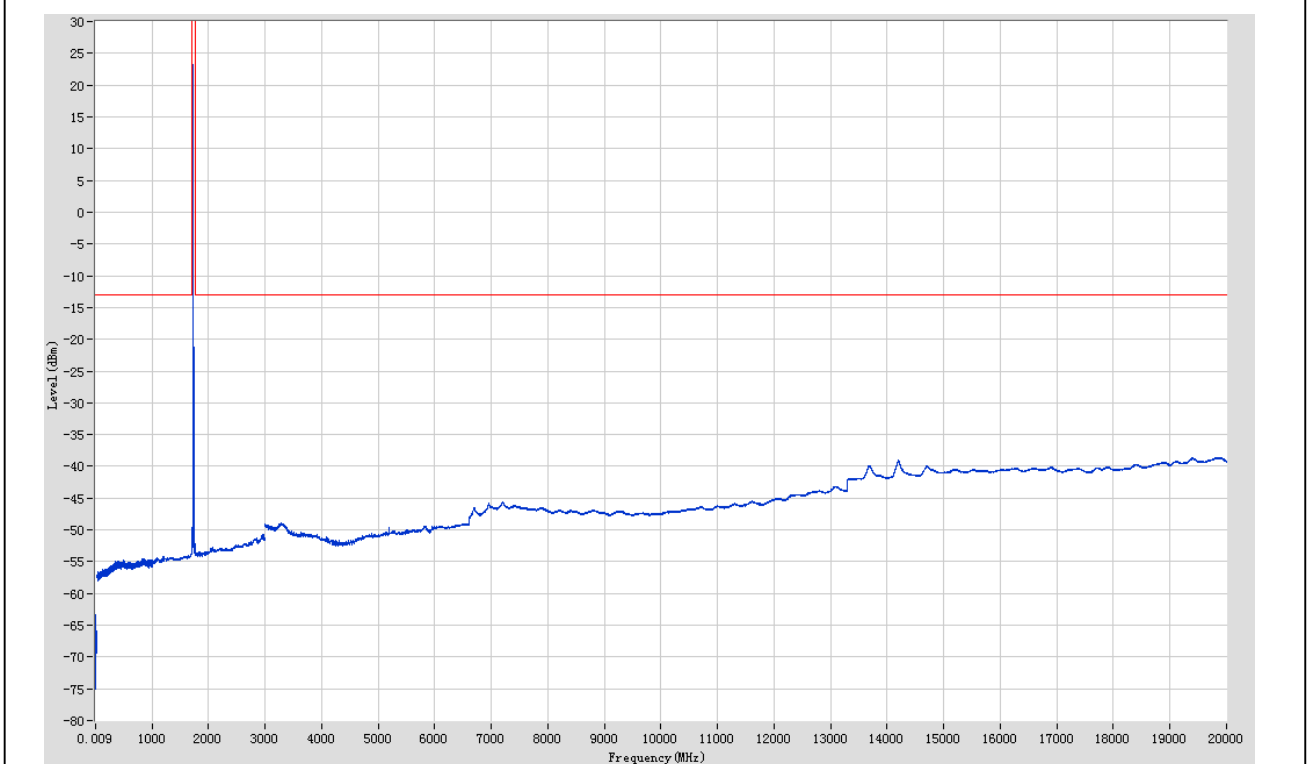
LTE Band 4 QPSK 5 MHz LCH

Start Frequency (MHz)	Stop Frequency (MHz)	RBW (MHz)	Detector	Frequency (MHz)	Power (dBm)	Limit (dBm)	Verdict	Sweep Point
0.009	0.15	0.001	RMS	0.01	-65.29	-13	Pass	401
0.15	30	0.01	RMS	0.18	-63.05	-13	Pass	2985
30	1000	0.1	RMS	846	-54.47	-13	Pass	9699
1000	1700	1	RMS	1700	-42.05	-13	Pass	700
1700	1765	1	RMS	1710.238	23.06	60	Pass	401
1765	3000	1	RMS	2975.981	-50.71	-13	Pass	1235
3000	12000	1	RMS	11989.988	-45.19	-13	Pass	9000
12000	20000	1	RMS	19891.986	-38.61	-13	Pass	8000



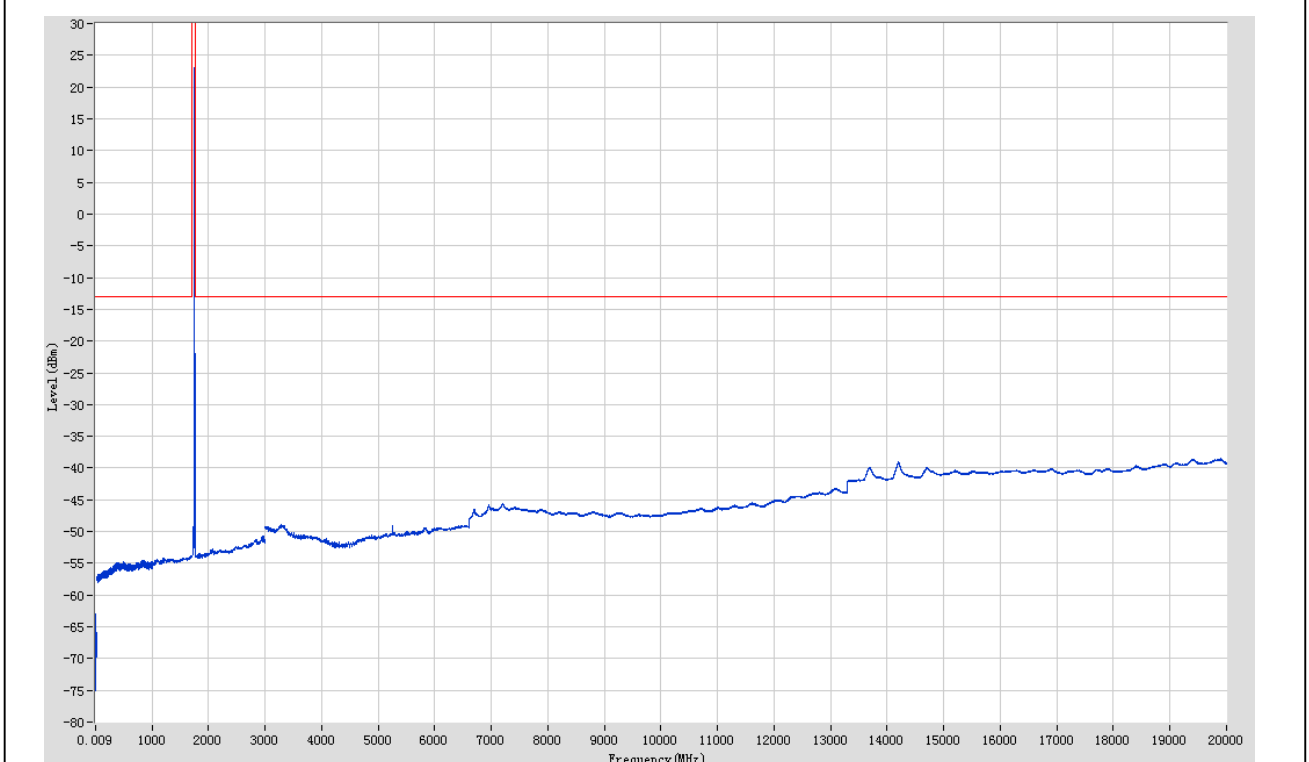
LTE Band 4 QPSK 5 MHz MCH

Start Frequency (MHz)	Stop Frequency (MHz)	RBW (MHz)	Detector	Frequency (MHz)	Power (dBm)	Limit (dBm)	Verdict	Sweep Point
0.009	0.15	0.001	RMS	0.01	-65.65	-13	Pass	401
0.15	30	0.01	RMS	0.21	-63.27	-13	Pass	2985
30	1000	0.1	RMS	864.721	-54.47	-13	Pass	9699
1000	1700	1	RMS	1695.994	-53.79	-13	Pass	700
1700	1765	1	RMS	1730.225	23.22	60	Pass	401
1765	3000	1	RMS	2956.965	-50.66	-13	Pass	1235
3000	12000	1	RMS	11996.996	-45.14	-13	Pass	9000
12000	20000	1	RMS	19888.986	-38.58	-13	Pass	8000



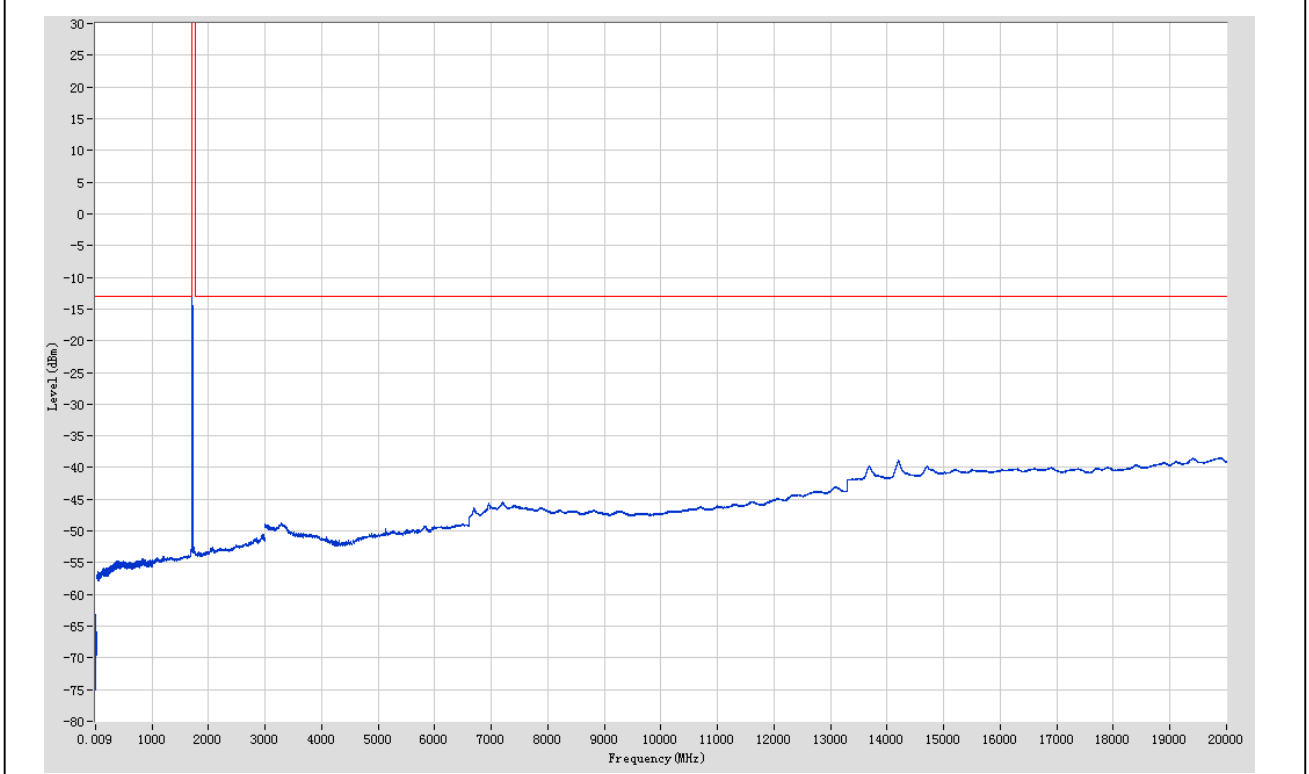
LTE Band 4 QPSK 5 MHz HCH

Start Frequency (MHz)	Stop Frequency (MHz)	RBW (MHz)	Detector	Frequency (MHz)	Power (dBm)	Limit (dBm)	Verdict	Sweep Point
0.009	0.15	0.001	RMS	0.009	-64.67	-13	Pass	401
0.15	30	0.01	RMS	0.28	-63.02	-13	Pass	2985
30	1000	0.1	RMS	840.399	-54.54	-13	Pass	9699
1000	1700	1	RMS	1692.99	-53.83	-13	Pass	700
1700	1765	1	RMS	1750.213	22.99	60	Pass	401
1765	3000	1	RMS	2955.964	-50.64	-13	Pass	1235
3000	12000	1	RMS	11995.995	-45.09	-13	Pass	9000
12000	20000	1	RMS	19896.987	-38.53	-13	Pass	8000



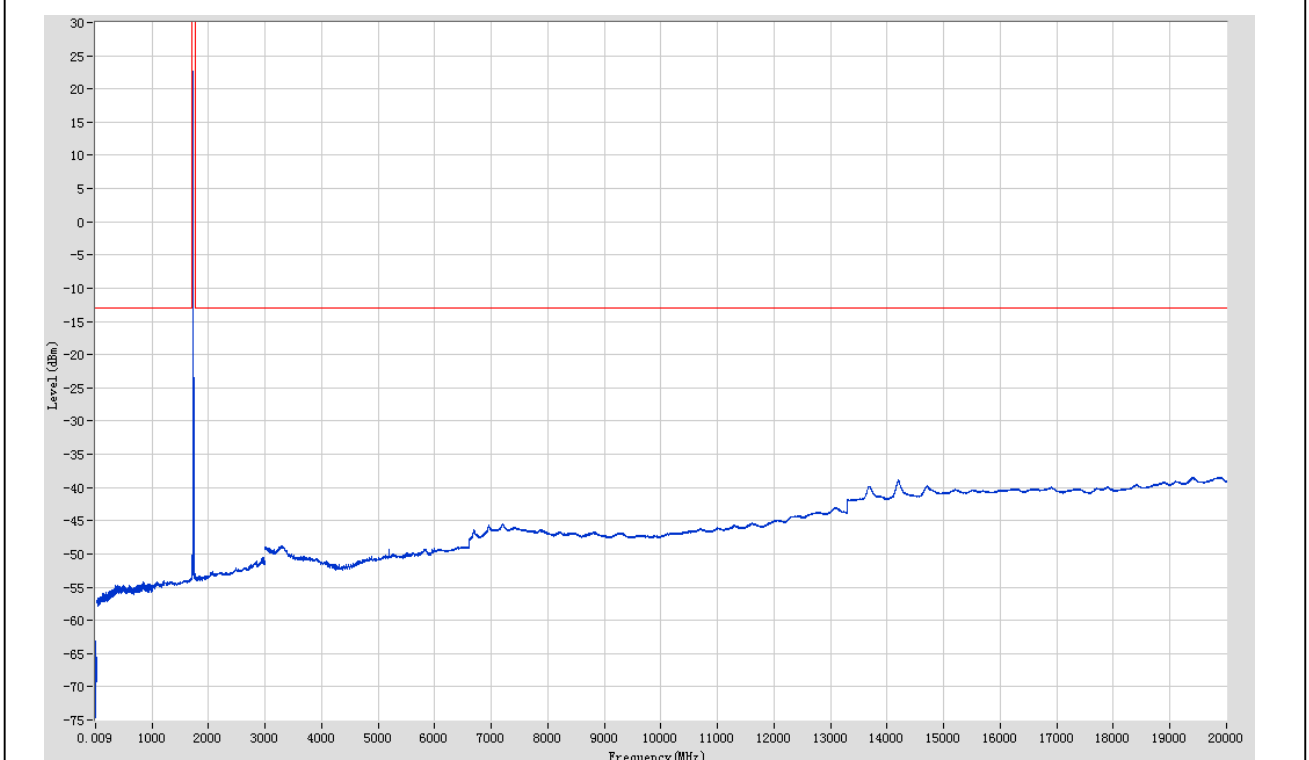
LTE Band 4 QPSK 10 MHz LCH

Start Frequency (MHz)	Stop Frequency (MHz)	RBW (MHz)	Detector	Frequency (MHz)	Power (dBm)	Limit (dBm)	Verdict	Sweep Point
0.009	0.15	0.001	RMS	0.009	-64.68	-13	Pass	401
0.15	30	0.01	RMS	0.15	-63.2	-13	Pass	2985
30	1000	0.1	RMS	822.197	-54.3	-13	Pass	9699
1000	1700	1	RMS	1700	-42.47	-13	Pass	700
1700	1765	1	RMS	1710.4	22.33	60	Pass	401
1765	3000	1	RMS	2956.965	-50.5	-13	Pass	1235
3000	12000	1	RMS	11994.994	-45.03	-13	Pass	9000
12000	20000	1	RMS	19892.987	-38.41	-13	Pass	8000



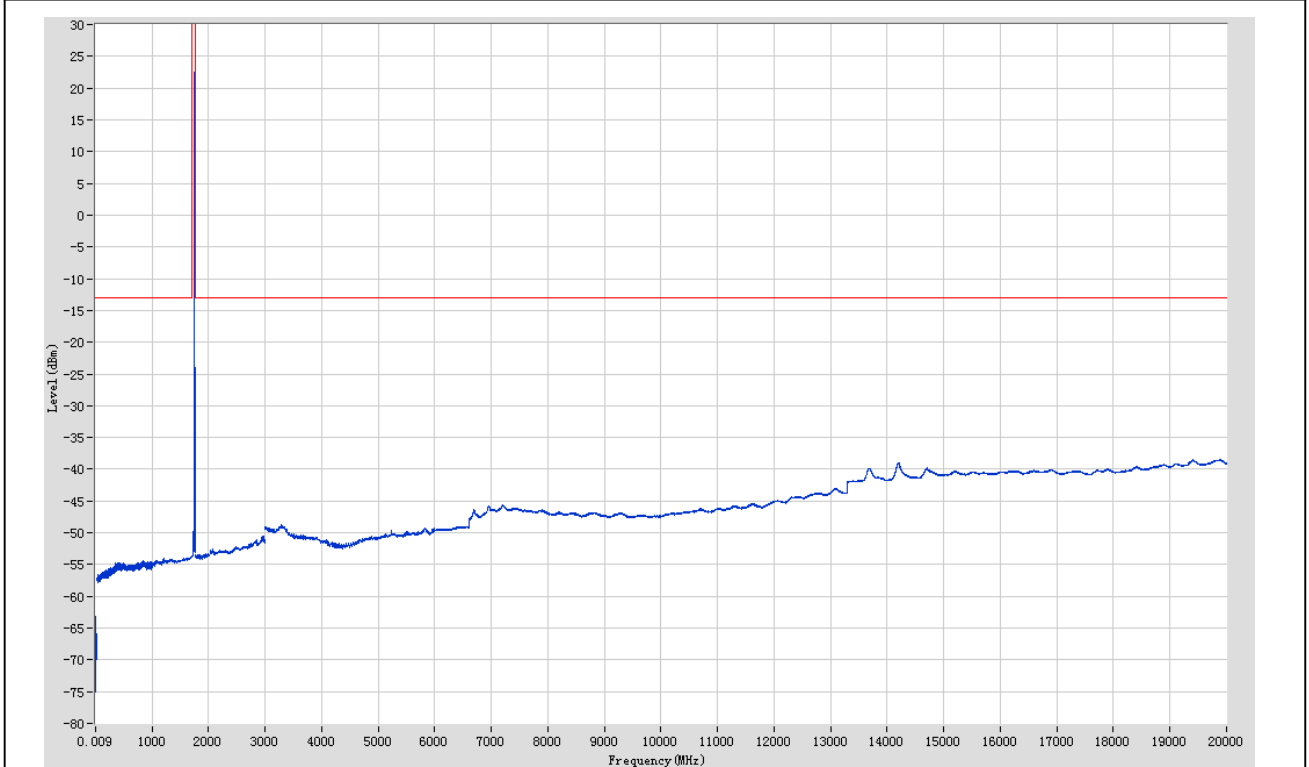
LTE Band 4 QPSK 10 MHz MCH

Start Frequency (MHz)	Stop Frequency (MHz)	RBW (MHz)	Detector	Frequency (MHz)	Power (dBm)	Limit (dBm)	Verdict	Sweep Point
0.009	0.15	0.001	RMS	0.009	-65.07	-13	Pass	401
0.15	30	0.01	RMS	0.26	-63.09	-13	Pass	2985
30	1000	0.1	RMS	843.099	-54.3	-13	Pass	9699
1000	1700	1	RMS	1700	-53.58	-13	Pass	700
1700	1765	1	RMS	1727.95	22.64	60	Pass	401
1765	3000	1	RMS	2953.963	-50.58	-13	Pass	1235
3000	12000	1	RMS	11985.983	-45.06	-13	Pass	9000
12000	20000	1	RMS	19898.987	-38.45	-13	Pass	8000



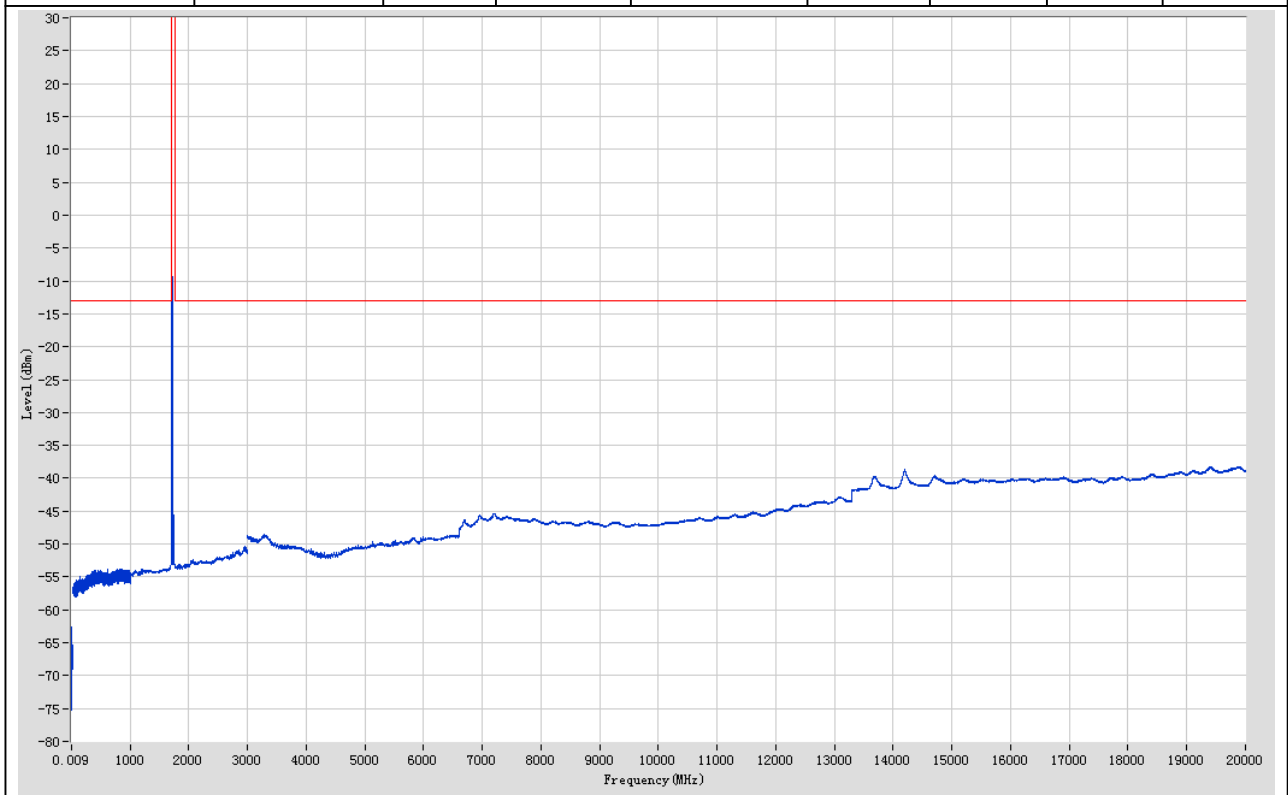
LTE Band 4 QPSK 10 MHz HCH

Start Frequency (MHz)	Stop Frequency (MHz)	RBW (MHz)	Detector	Frequency (MHz)	Power (dBm)	Limit (dBm)	Verdict	Sweep Point
0.009	0.15	0.001	RMS	0.01	-65.06	-13	Pass	401
0.15	30	0.01	RMS	0.15	-63.17	-13	Pass	2985
30	1000	0.1	RMS	841.599	-54.46	-13	Pass	9699
1000	1700	1	RMS	1697.997	-53.69	-13	Pass	700
1700	1765	1	RMS	1745.5	22.56	60	Pass	401
1765	3000	1	RMS	2954.964	-50.61	-13	Pass	1235
3000	12000	1	RMS	11990.989	-45.07	-13	Pass	9000
12000	20000	1	RMS	19882.985	-38.49	-13	Pass	8000



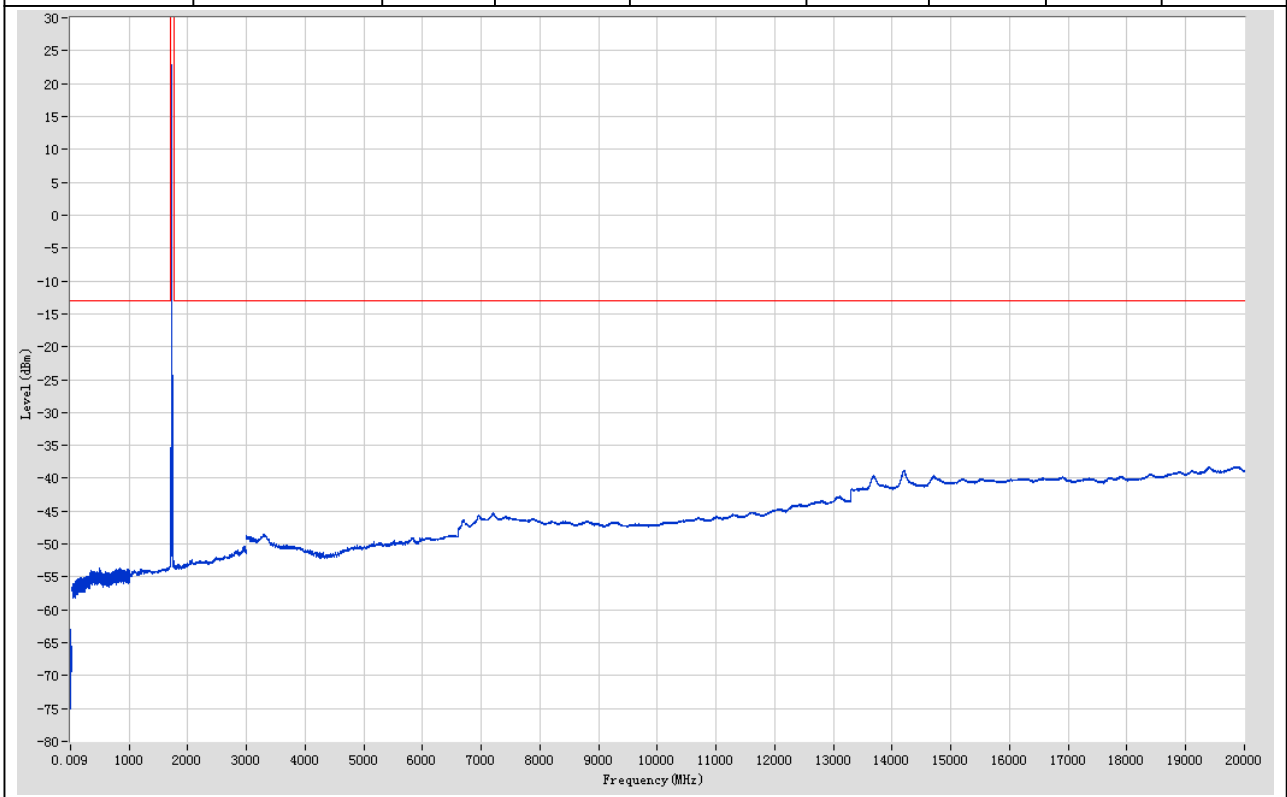
LTE Band 4 QPSK 15 MHz LCH

Start Frequency (MHz)	Stop Frequency (MHz)	RBW (MHz)	Detector	Frequency (MHz)	Power (dBm)	Limit (dBm)	Verdict	Sweep Point
0.009	0.15	0.001	RMS	0.009	-64.93	-13	Pass	401
0.15	30	0.01	RMS	0.19	-62.63	-13	Pass	2985
30	1000	0.1	RMS	832.298	-53.74	-13	Pass	9699
1000	1700	1	RMS	1696.996	-36.75	-13	Pass	700
1700	1765	1	RMS	1710.725	22.57	60	Pass	401
1765	3000	1	RMS	2954.964	-50.35	-13	Pass	1235
3000	12000	1	RMS	12000	-44.76	-13	Pass	9000
12000	20000	1	RMS	19397.925	-38.24	-13	Pass	8000



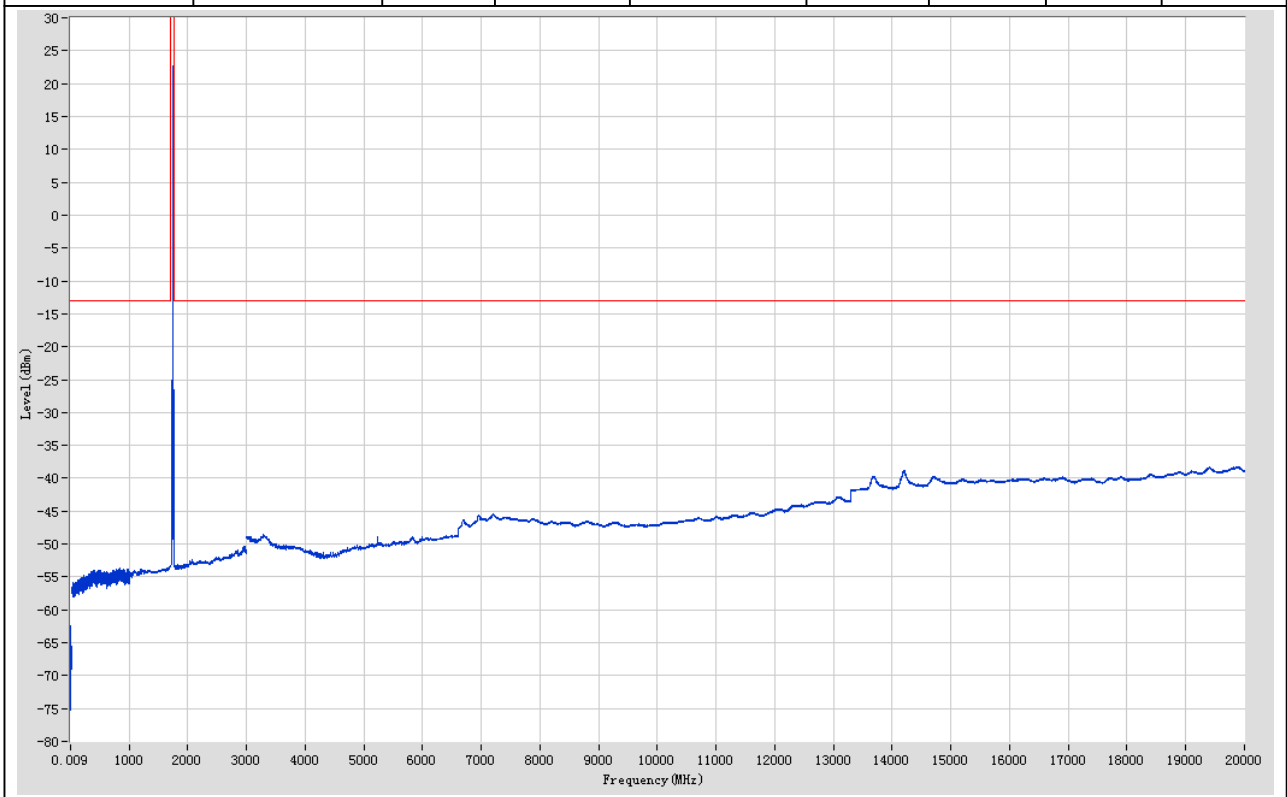
LTE Band 4 QPSK 15 MHz MCH

Start Frequency (MHz)	Stop Frequency (MHz)	RBW (MHz)	Detector	Frequency (MHz)	Power (dBm)	Limit (dBm)	Verdict	Sweep Point
0.009	0.15	0.001	RMS	0.01	-64.73	-13	Pass	401
0.15	30	0.01	RMS	0.15	-63.01	-13	Pass	2985
30	1000	0.1	RMS	838.099	-53.58	-13	Pass	9699
1000	1700	1	RMS	1698.999	-52.52	-13	Pass	700
1700	1765	1	RMS	1725.675	22.8	60	Pass	401
1765	3000	1	RMS	2956.965	-50.35	-13	Pass	1235
3000	12000	1	RMS	11998.999	-44.79	-13	Pass	9000
12000	20000	1	RMS	19894.987	-38.23	-13	Pass	8000



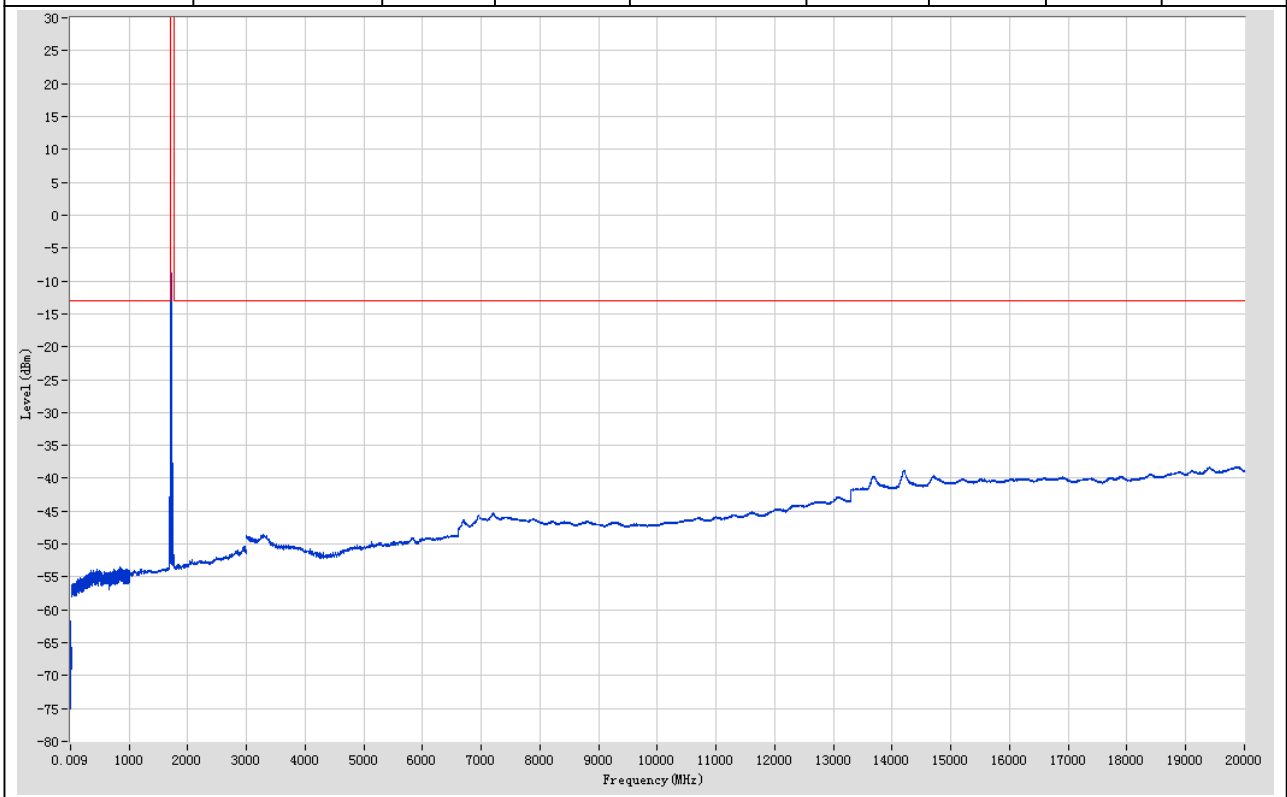
LTE Band 4 QPSK 15 MHz HCH

Start Frequency (MHz)	Stop Frequency (MHz)	RBW (MHz)	Detector	Frequency (MHz)	Power (dBm)	Limit (dBm)	Verdict	Sweep Point
0.009	0.15	0.001	RMS	0.011	-65.31	-13	Pass	401
0.15	30	0.01	RMS	0.18	-62.51	-13	Pass	2985
30	1000	0.1	RMS	839.299	-53.59	-13	Pass	9699
1000	1700	1	RMS	1694.993	-53.42	-13	Pass	700
1700	1765	1	RMS	1740.788	22.74	60	Pass	401
1765	3000	1	RMS	1767.002	-48.28	-13	Pass	1235
3000	12000	1	RMS	11991.99	-44.76	-13	Pass	9000
12000	20000	1	RMS	19897.987	-38.23	-13	Pass	8000



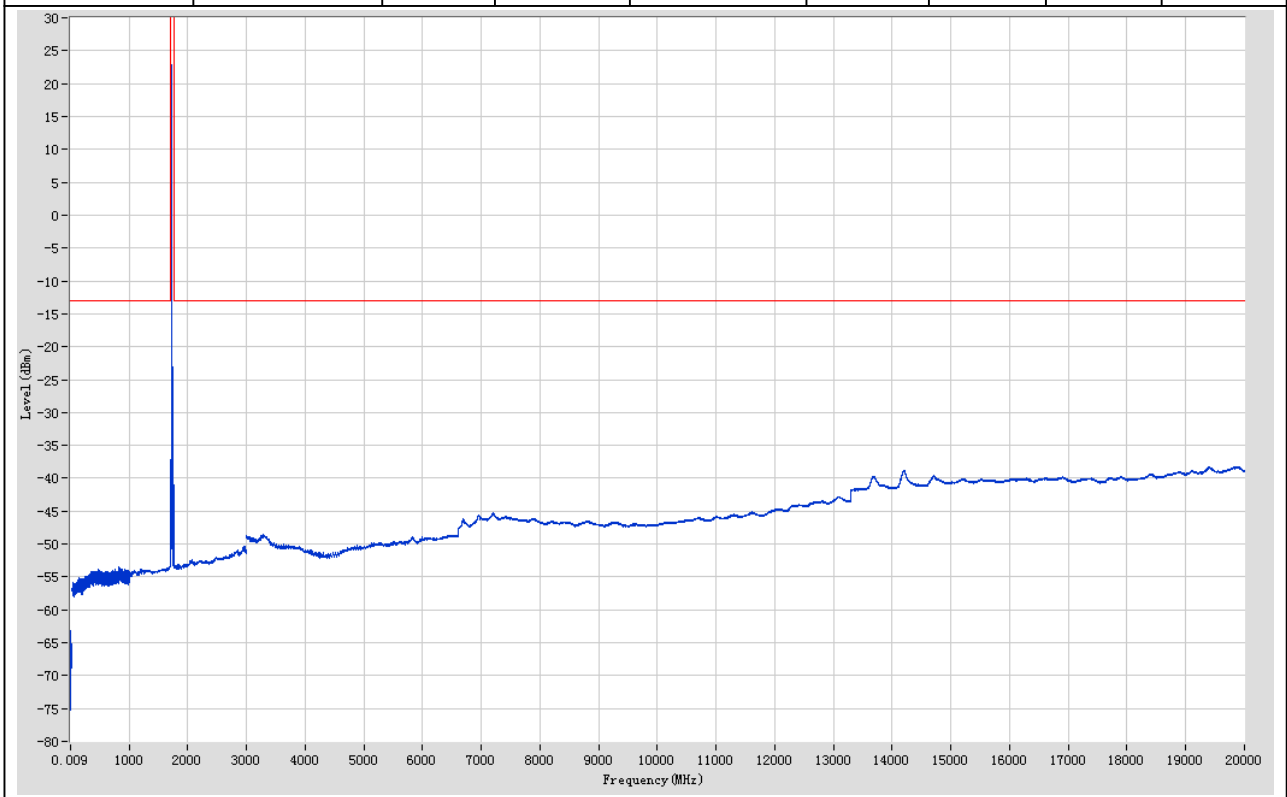
LTE Band 4 QPSK 20 MHz LCH

Start Frequency (MHz)	Stop Frequency (MHz)	RBW (MHz)	Detector	Frequency (MHz)	Power (dBm)	Limit (dBm)	Verdict	Sweep Point
0.009	0.15	0.001	RMS	0.009	-63.59	-13	Pass	401
0.15	30	0.01	RMS	0.15	-61.71	-13	Pass	2985
30	1000	0.1	RMS	844.699	-53.45	-13	Pass	9699
1000	1700	1	RMS	1700	-40.05	-13	Pass	700
1700	1765	1	RMS	1710.888	22.7	60	Pass	401
1765	3000	1	RMS	2955.964	-50.35	-13	Pass	1235
3000	12000	1	RMS	11998.999	-44.76	-13	Pass	9000
12000	20000	1	RMS	19897.987	-38.25	-13	Pass	8000



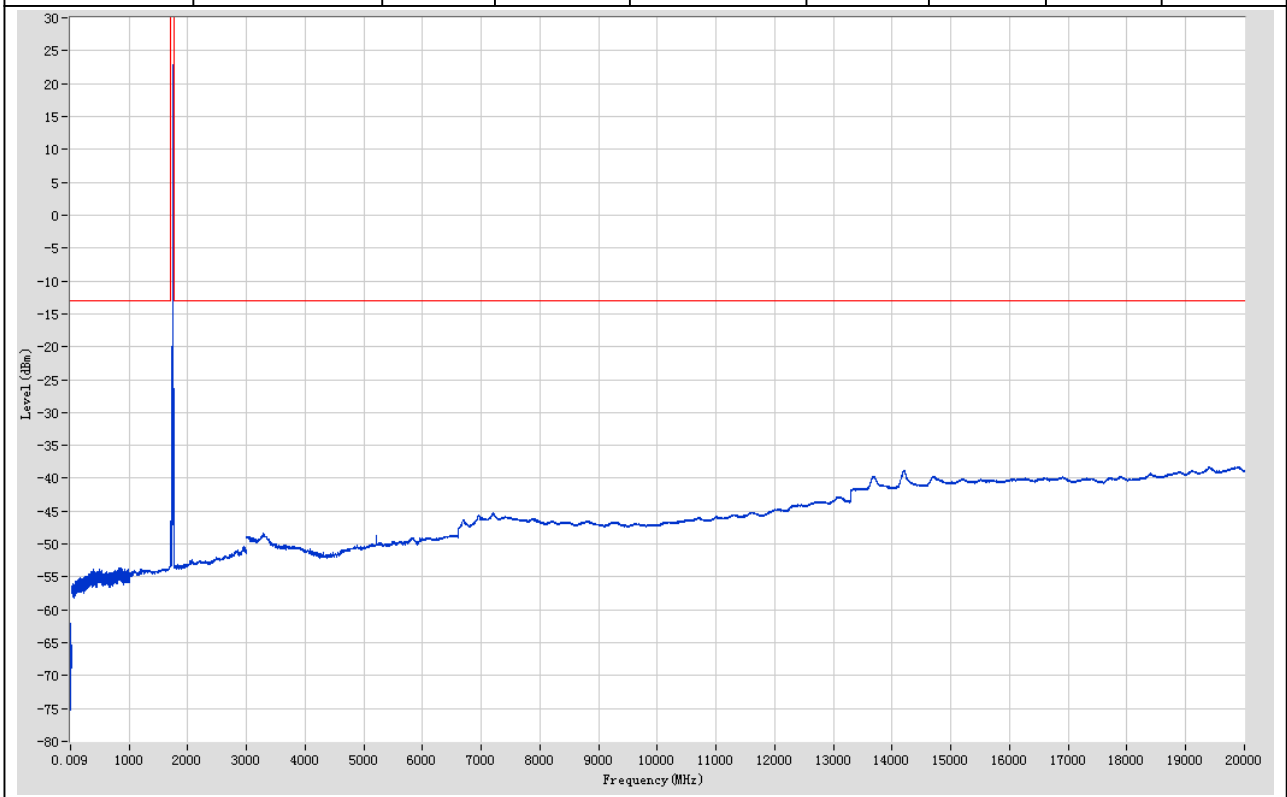
LTE Band 4 QPSK 20 MHz MCH

Start Frequency (MHz)	Stop Frequency (MHz)	RBW (MHz)	Detector	Frequency (MHz)	Power (dBm)	Limit (dBm)	Verdict	Sweep Point
0.009	0.15	0.001	RMS	0.01	-64.32	-13	Pass	401
0.15	30	0.01	RMS	0.26	-63.1	-13	Pass	2985
30	1000	0.1	RMS	830.598	-53.49	-13	Pass	9699
1000	1700	1	RMS	1695.994	-52.39	-13	Pass	700
1700	1765	1	RMS	1723.4	22.81	60	Pass	401
1765	3000	1	RMS	2955.964	-50.29	-13	Pass	1235
3000	12000	1	RMS	11991.99	-44.82	-13	Pass	9000
12000	20000	1	RMS	19887.986	-38.22	-13	Pass	8000



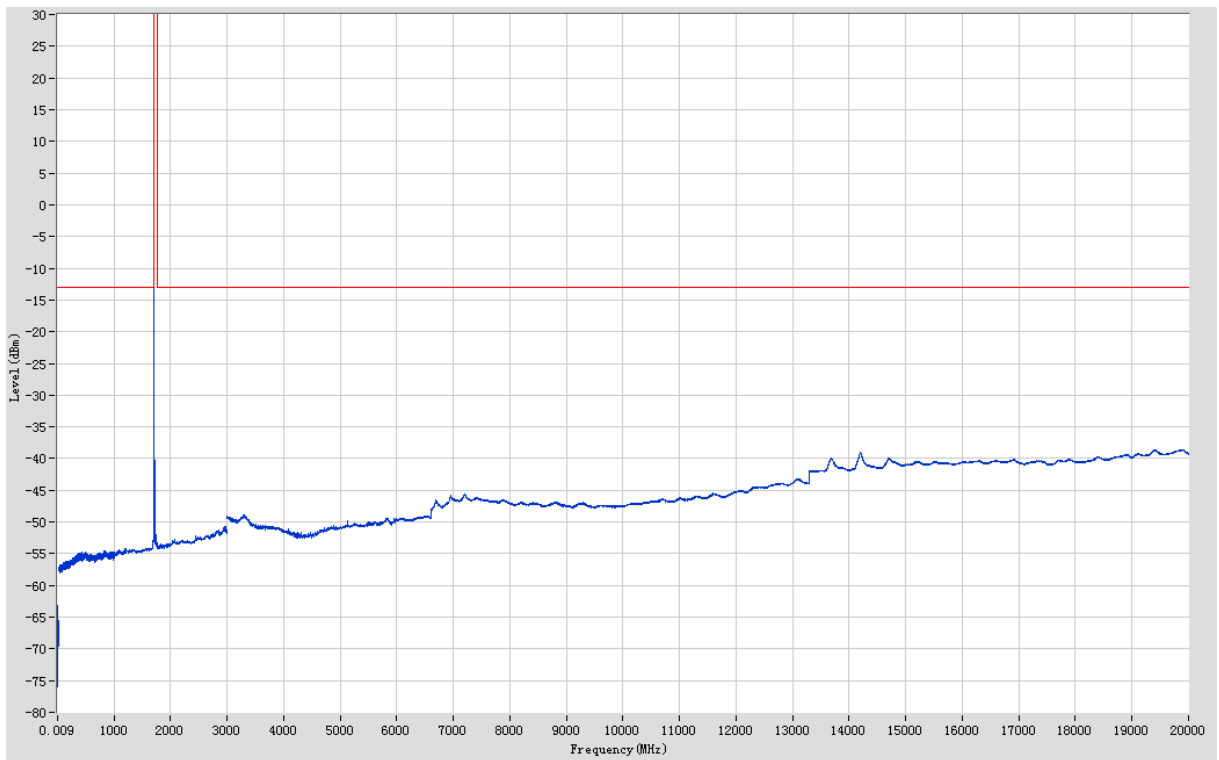
LTE Band 4 QPSK 20 MHz HCH

Start Frequency (MHz)	Stop Frequency (MHz)	RBW (MHz)	Detector	Frequency (MHz)	Power (dBm)	Limit (dBm)	Verdict	Sweep Point
0.009	0.15	0.001	RMS	0.009	-64.73	-13	Pass	401
0.15	30	0.01	RMS	0.15	-62.09	-13	Pass	2985
30	1000	0.1	RMS	826.697	-53.6	-13	Pass	9699
1000	1700	1	RMS	1700	-47.37	-13	Pass	700
1700	1765	1	RMS	1735.913	22.83	60	Pass	401
1765	3000	1	RMS	1771.005	-43.59	-13	Pass	1235
3000	12000	1	RMS	11990.989	-44.79	-13	Pass	9000
12000	20000	1	RMS	19879.985	-38.27	-13	Pass	8000



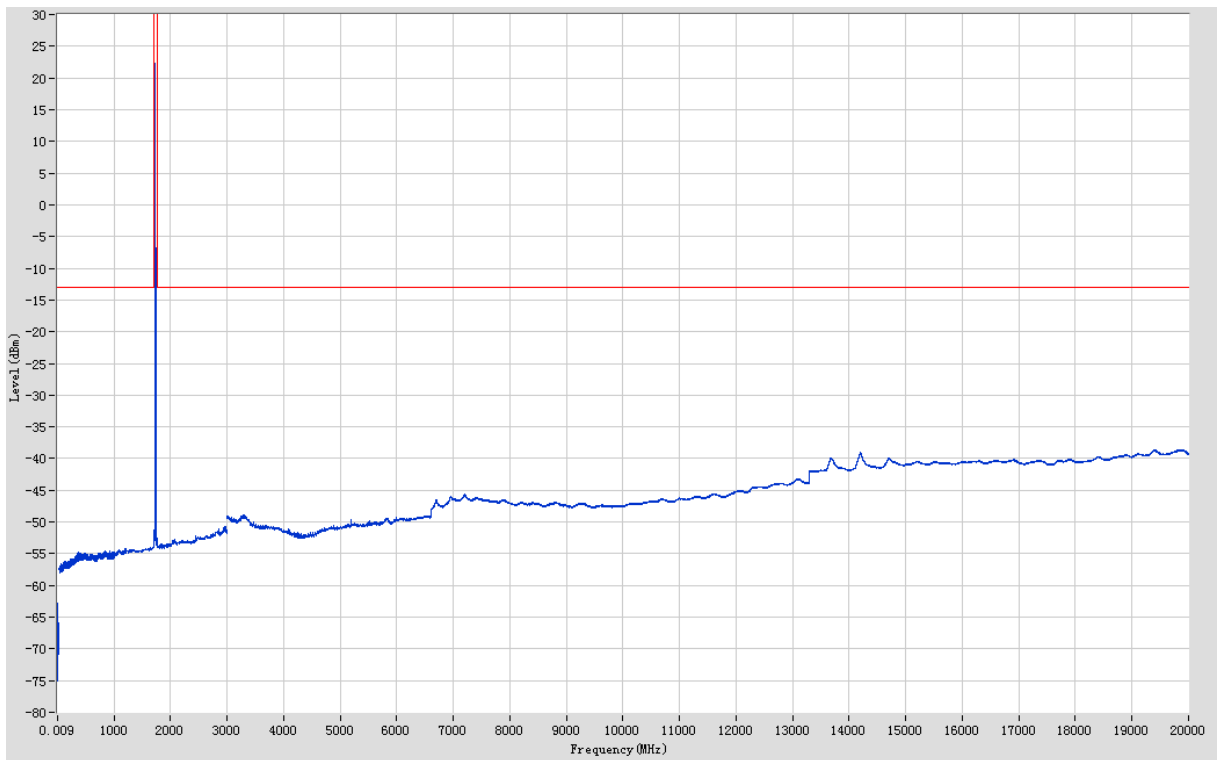
LTE Band 4 16-QAM 1.4 MHz LCH

Start Frequency (MHz)	Stop Frequency (MHz)	RBW (MHz)	Detector	Frequency (MHz)	Power (dBm)	Limit (dBm)	Verdict	Sweep Point
0.009	0.15	0.001	RMS	0.009	-65.62	-13	Pass	401
0.15	30	0.01	RMS	0.21	-63.09	-13	Pass	2985
30	1000	0.1	RMS	839.199	-54.55	-13	Pass	9699
1000	1700	1	RMS	1700	-42.6	-13	Pass	700
1700	1765	1	RMS	1710.075	22.26	60	Pass	401
1765	3000	1	RMS	2955.964	-50.67	-13	Pass	1235
3000	12000	1	RMS	11988.986	-45.2	-13	Pass	9000
12000	20000	1	RMS	19894.987	-38.6	-13	Pass	8000



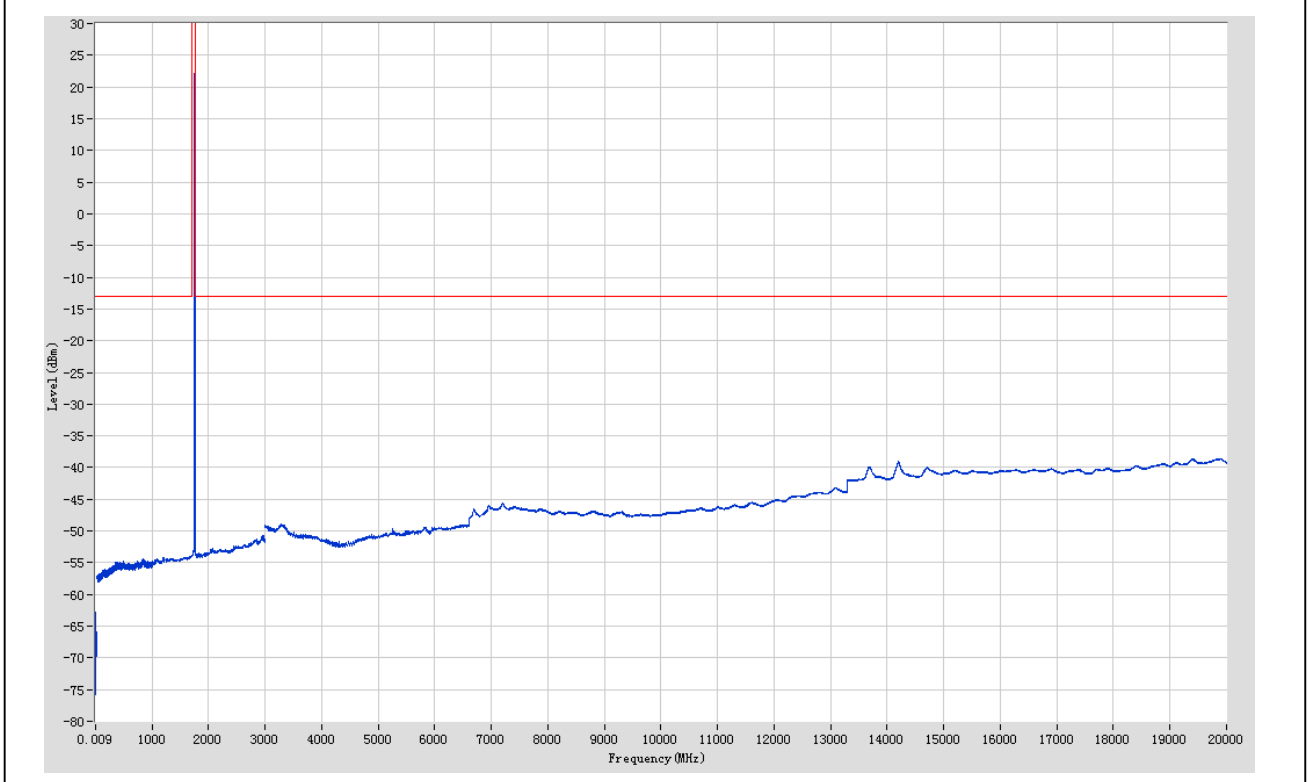
LTE Band 4 Q16-QAM 1.4 MHz MCH

Start Frequency (MHz)	Stop Frequency (MHz)	RBW (MHz)	Detector	Frequency (MHz)	Power (dBm)	Limit (dBm)	Verdict	Sweep Point
0.009	0.15	0.001	RMS	0.009	-65.27	-13	Pass	401
0.15	30	0.01	RMS	0.2	-62.81	-13	Pass	2985
30	1000	0.1	RMS	837.199	-54.53	-13	Pass	9699
1000	1700	1	RMS	1695.994	-53.77	-13	Pass	700
1700	1765	1	RMS	1732.013	22.38	60	Pass	401
1765	3000	1	RMS	2955.964	-50.66	-13	Pass	1235
3000	12000	1	RMS	11989.988	-45.15	-13	Pass	9000
12000	20000	1	RMS	19900.988	-38.55	-13	Pass	8000



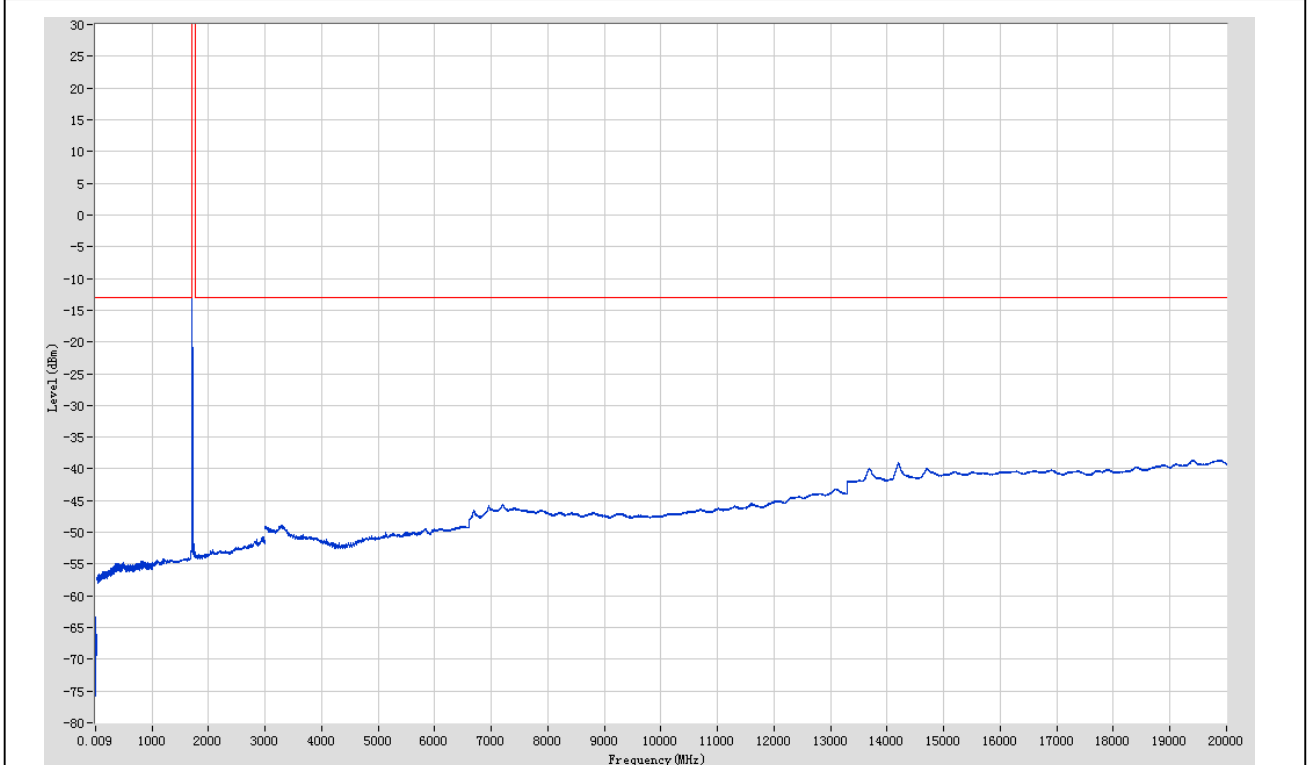
LTE Band 4 16-QAM 1.4 MHz HCH

Start Frequency (MHz)	Stop Frequency (MHz)	RBW (MHz)	Detector	Frequency (MHz)	Power (dBm)	Limit (dBm)	Verdict	Sweep Point
0.009	0.15	0.001	RMS	0.009	-64.89	-13	Pass	401
0.15	30	0.01	RMS	0.23	-62.87	-13	Pass	2985
30	1000	0.1	RMS	844.599	-54.46	-13	Pass	9699
1000	1700	1	RMS	1694.993	-53.87	-13	Pass	700
1700	1765	1	RMS	1753.788	22.14	60	Pass	401
1765	3000	1	RMS	2955.964	-50.65	-13	Pass	1235
3000	12000	1	RMS	11996.996	-45.17	-13	Pass	9000
12000	20000	1	RMS	19900.988	-38.57	-13	Pass	8000



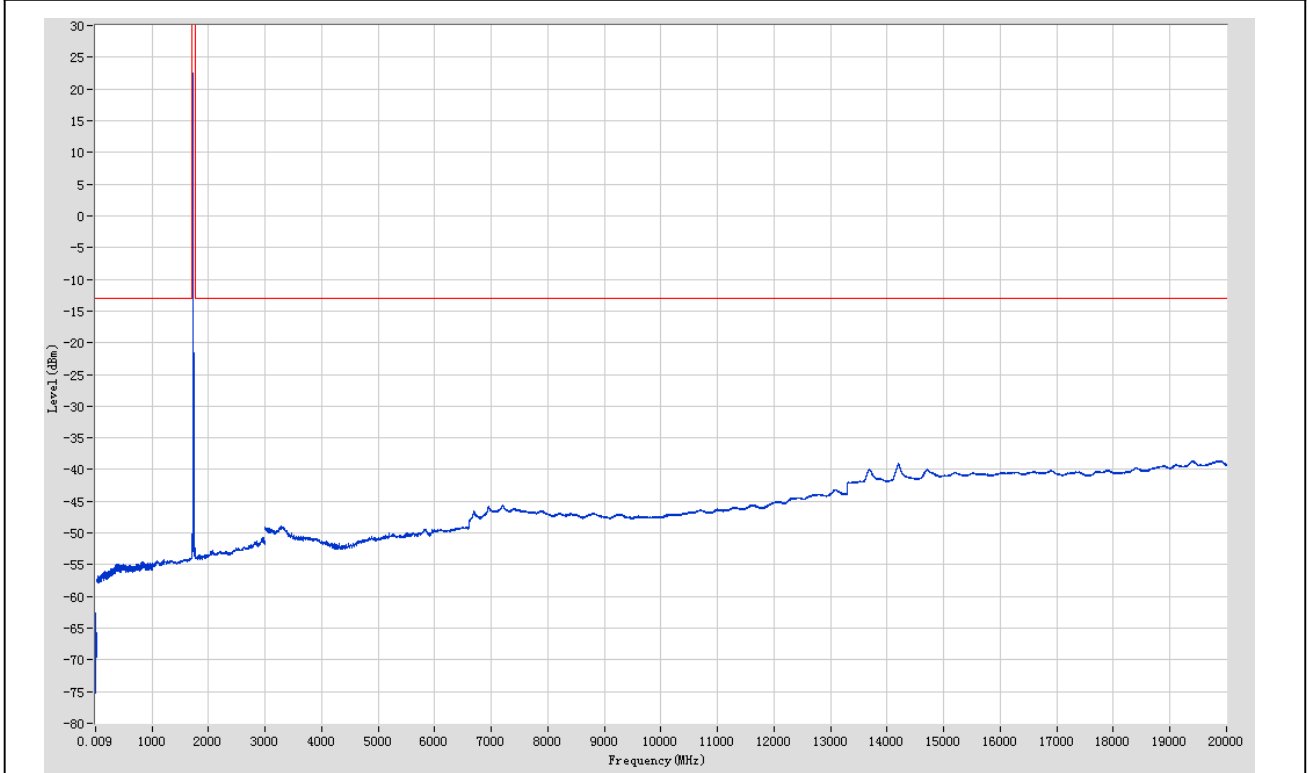
LTE Band 4 16-QAM 3 MHz LCH

Start Frequency (MHz)	Stop Frequency (MHz)	RBW (MHz)	Detector	Frequency (MHz)	Power (dBm)	Limit (dBm)	Verdict	Sweep Point
0.009	0.15	0.001	RMS	0.01	-65.77	-13	Pass	401
0.15	30	0.01	RMS	0.16	-63.29	-13	Pass	2985
30	1000	0.1	RMS	842.999	-54.57	-13	Pass	9699
1000	1700	1	RMS	1700	-41.95	-13	Pass	700
1700	1765	1	RMS	1710.075	22.14	60	Pass	401
1765	3000	1	RMS	2955.964	-50.67	-13	Pass	1235
3000	12000	1	RMS	11992.991	-45.1	-13	Pass	9000
12000	20000	1	RMS	19883.985	-38.58	-13	Pass	8000



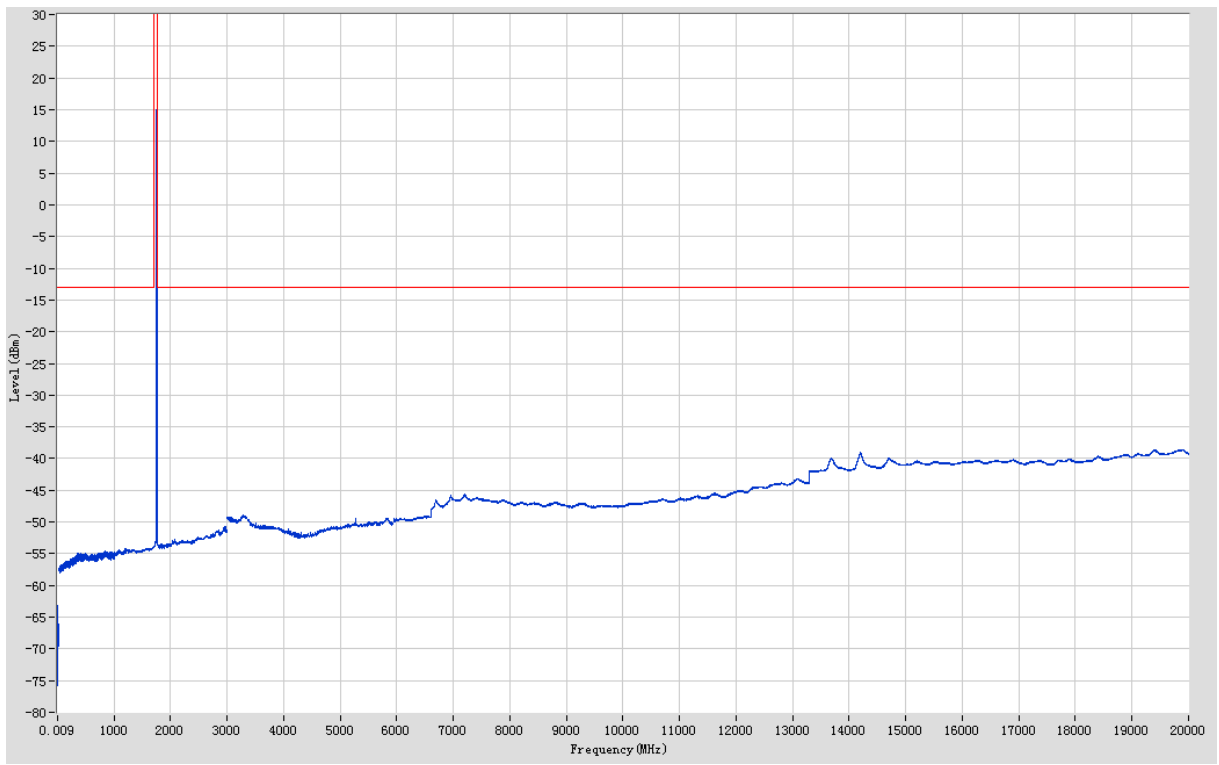
LTE Band 4 16-QAM 3 MHz MCH

Start Frequency (MHz)	Stop Frequency (MHz)	RBW (MHz)	Detector	Frequency (MHz)	Power (dBm)	Limit (dBm)	Verdict	Sweep Point
0.009	0.15	0.001	RMS	0.009	-65.58	-13	Pass	401
0.15	30	0.01	RMS	0.16	-62.54	-13	Pass	2985
30	1000	0.1	RMS	825.897	-54.53	-13	Pass	9699
1000	1700	1	RMS	1694.993	-53.82	-13	Pass	700
1700	1765	1	RMS	1731.038	22.48	60	Pass	401
1765	3000	1	RMS	2956.965	-50.66	-13	Pass	1235
3000	12000	1	RMS	11994.994	-45.18	-13	Pass	9000
12000	20000	1	RMS	19901.988	-38.61	-13	Pass	8000



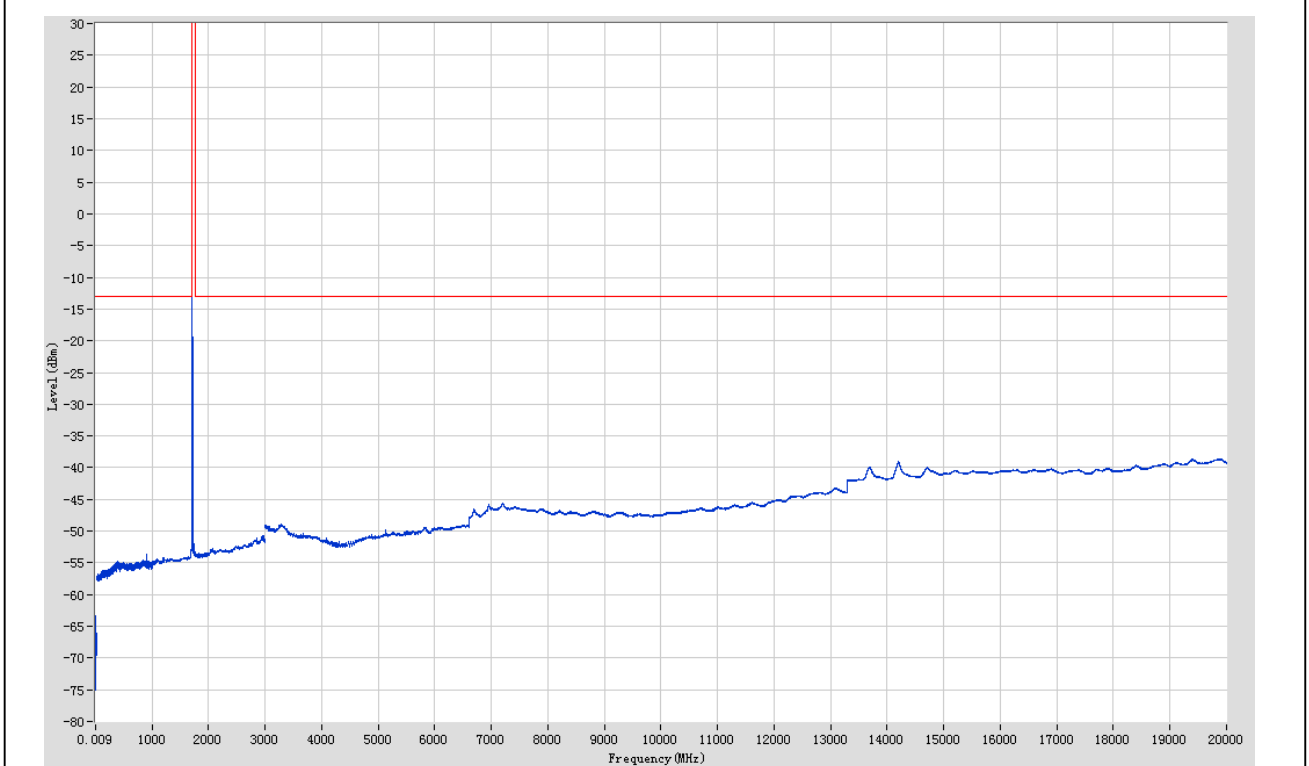
LTE Band 4 16-QAM 3 MHz HCH

Start Frequency (MHz)	Stop Frequency (MHz)	RBW (MHz)	Detector	Frequency (MHz)	Power (dBm)	Limit (dBm)	Verdict	Sweep Point
0.009	0.15	0.001	RMS	0.01	-65.36	-13	Pass	401
0.15	30	0.01	RMS	0.22	-63.14	-13	Pass	2985
30	1000	0.1	RMS	846.2	-54.6	-13	Pass	9699
1000	1700	1	RMS	1694.993	-53.87	-13	Pass	700
1700	1765	1	RMS	1754.6	22.3	60	Pass	401
1765	3000	1	RMS	2954.964	-50.65	-13	Pass	1235
3000	12000	1	RMS	11989.988	-45.17	-13	Pass	9000
12000	20000	1	RMS	19900.988	-38.59	-13	Pass	8000



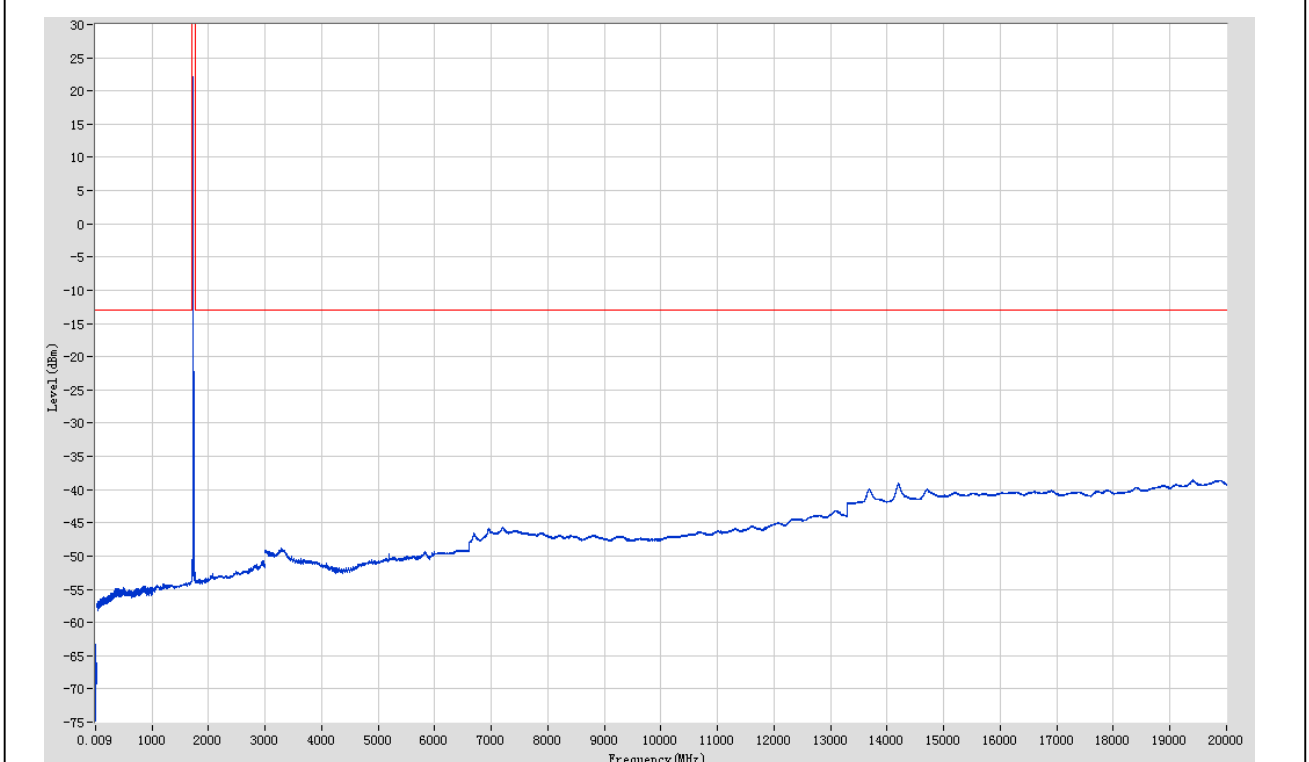
LTE Band 4 16-QAM 5 MHz LCH

Start Frequency (MHz)	Stop Frequency (MHz)	RBW (MHz)	Detector	Frequency (MHz)	Power (dBm)	Limit (dBm)	Verdict	Sweep Point
0.009	0.15	0.001	RMS	0.01	-64.93	-13	Pass	401
0.15	30	0.01	RMS	0.41	-63.33	-13	Pass	2985
30	1000	0.1	RMS	896.963	-53.72	-13	Pass	9699
1000	1700	1	RMS	1700	-42.4	-13	Pass	700
1700	1765	1	RMS	1710.238	22.04	60	Pass	401
1765	3000	1	RMS	2955.964	-50.63	-13	Pass	1235
3000	12000	1	RMS	11995.995	-45.14	-13	Pass	9000
12000	20000	1	RMS	19903.988	-38.56	-13	Pass	8000



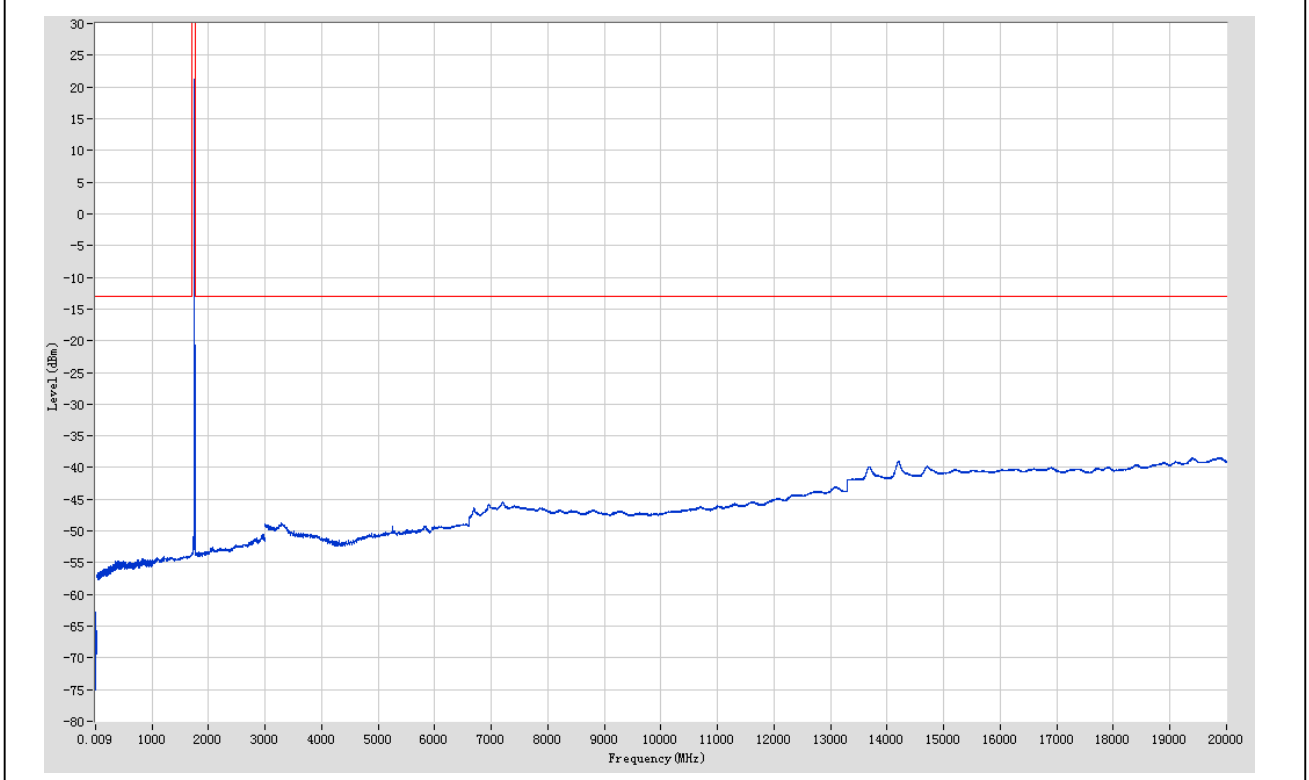
LTE Band 4 16-QAM 5 MHz MCH

Start Frequency (MHz)	Stop Frequency (MHz)	RBW (MHz)	Detector	Frequency (MHz)	Power (dBm)	Limit (dBm)	Verdict	Sweep Point
0.009	0.15	0.001	RMS	0.011	-65.16	-13	Pass	401
0.15	30	0.01	RMS	0.23	-63.35	-13	Pass	2985
30	1000	0.1	RMS	864.12	-54.48	-13	Pass	9699
1000	1700	1	RMS	1695.994	-53.78	-13	Pass	700
1700	1765	1	RMS	1730.225	22.19	60	Pass	401
1765	3000	1	RMS	2954.964	-50.66	-13	Pass	1235
3000	12000	1	RMS	11991.99	-45.19	-13	Pass	9000
12000	20000	1	RMS	19400.925	-38.56	-13	Pass	8000



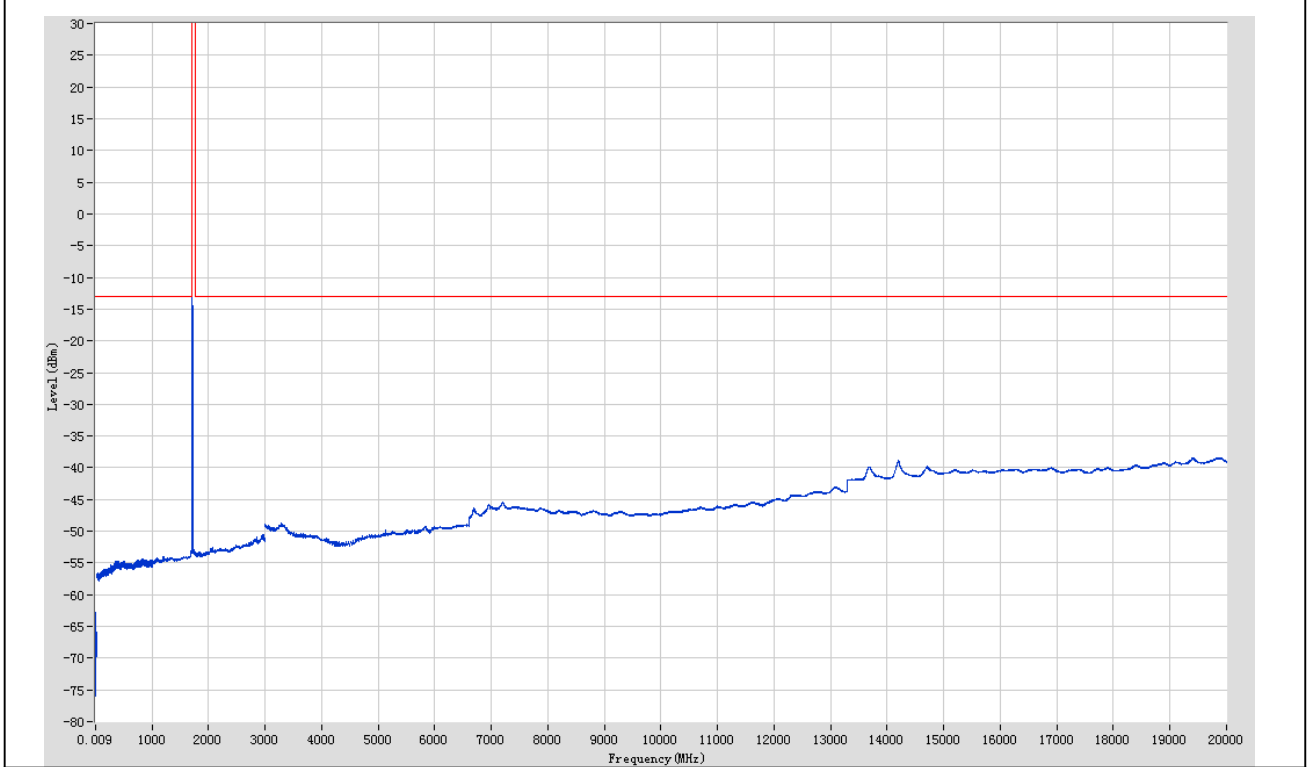
LTE Band 4 16-QAM 5 MHz HCH

Start Frequency (MHz)	Stop Frequency (MHz)	RBW (MHz)	Detector	Frequency (MHz)	Power (dBm)	Limit (dBm)	Verdict	Sweep Point
0.009	0.15	0.001	RMS	0.01	-65.05	-13	Pass	401
0.15	30	0.01	RMS	0.16	-62.79	-13	Pass	2985
30	1000	0.1	RMS	833.898	-54.4	-13	Pass	9699
1000	1700	1	RMS	1696.996	-53.69	-13	Pass	700
1700	1765	1	RMS	1750.213	21.28	60	Pass	401
1765	3000	1	RMS	2956.965	-50.5	-13	Pass	1235
3000	12000	1	RMS	11998.999	-45.02	-13	Pass	9000
12000	20000	1	RMS	19900.988	-38.43	-13	Pass	8000



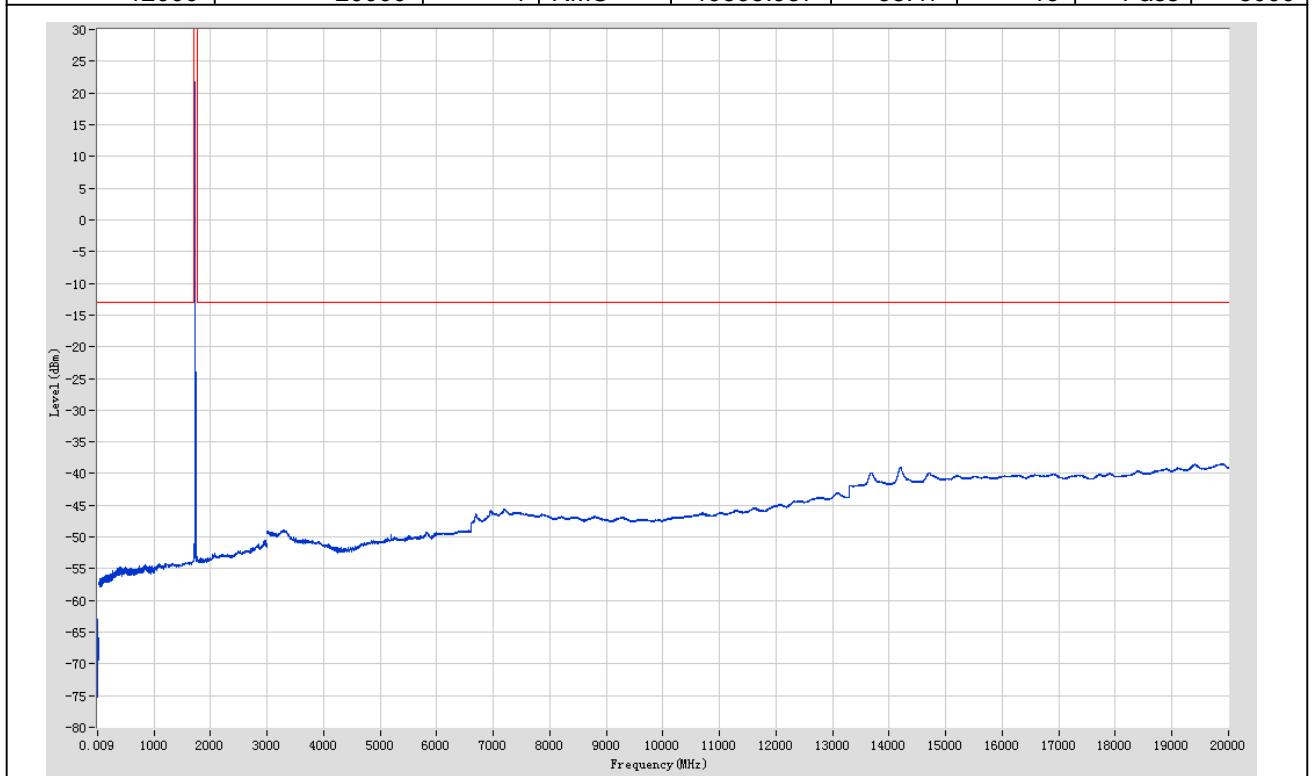
LTE Band 4 16-QAM 10 MHz LCH

Start Frequency (MHz)	Stop Frequency (MHz)	RBW (MHz)	Detector	Frequency (MHz)	Power (dBm)	Limit (dBm)	Verdict	Sweep Point
0.009	0.15	0.001	RMS	0.01	-64.31	-13	Pass	401
0.15	30	0.01	RMS	0.37	-62.87	-13	Pass	2985
30	1000	0.1	RMS	838.299	-54.41	-13	Pass	9699
1000	1700	1	RMS	1700	-43.22	-13	Pass	700
1700	1765	1	RMS	1710.4	21.34	60	Pass	401
1765	3000	1	RMS	2955.964	-50.49	-13	Pass	1235
3000	12000	1	RMS	11980.976	-45.01	-13	Pass	9000
12000	20000	1	RMS	19400.925	-38.45	-13	Pass	8000



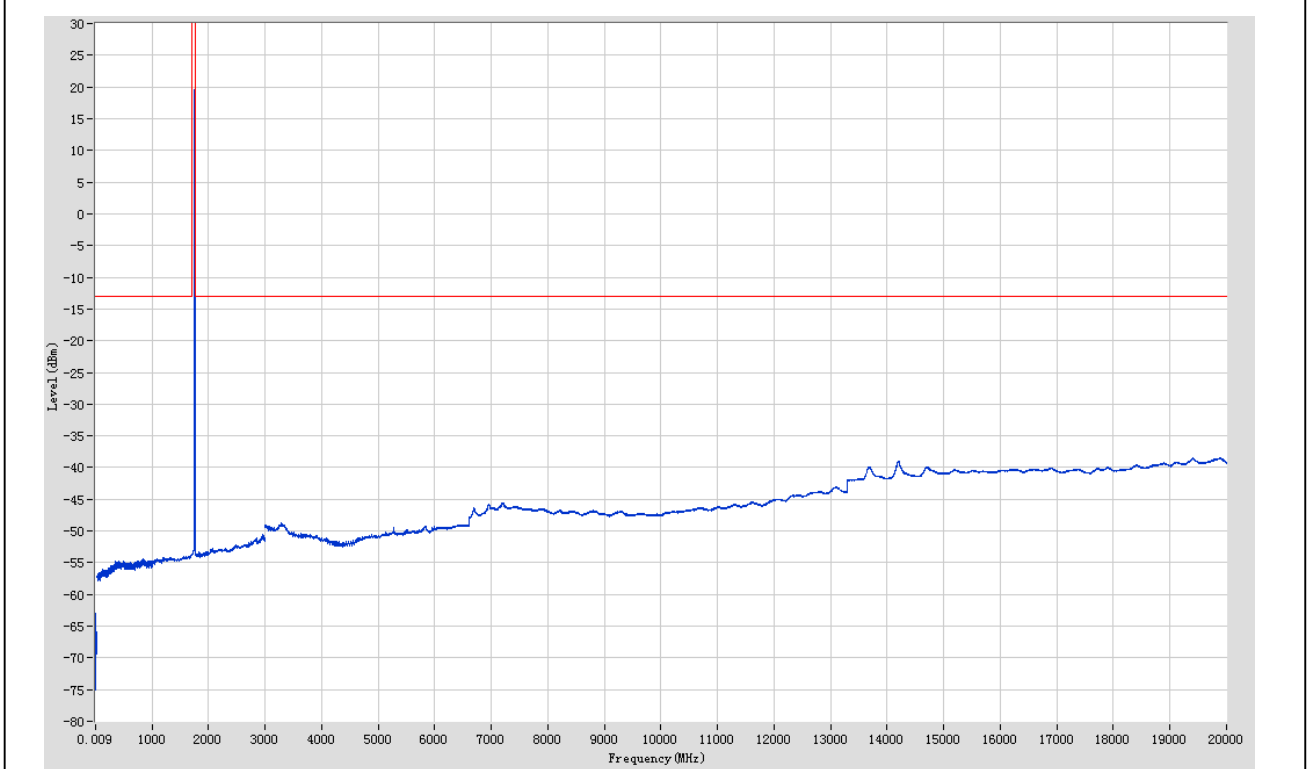
LTE Band 4 16-QAM 10 MHz MCH

Start Frequency (MHz)	Stop Frequency (MHz)	RBW (MHz)	Detector	Frequency (MHz)	Power (dBm)	Limit (dBm)	Verdict	Sweep Point
0.009	0.15	0.001	RMS	0.012	-65.3	-13	Pass	401
0.15	30	0.01	RMS	0.16	-62.9	-13	Pass	2985
30	1000	0.1	RMS	843.099	-54.3	-13	Pass	9699
1000	1700	1	RMS	1700	-53.63	-13	Pass	700
1700	1765	1	RMS	1727.95	21.83	60	Pass	401
1765	3000	1	RMS	2955.964	-50.57	-13	Pass	1235
3000	12000	1	RMS	11993.993	-45.07	-13	Pass	9000
12000	20000	1	RMS	19895.987	-38.47	-13	Pass	8000



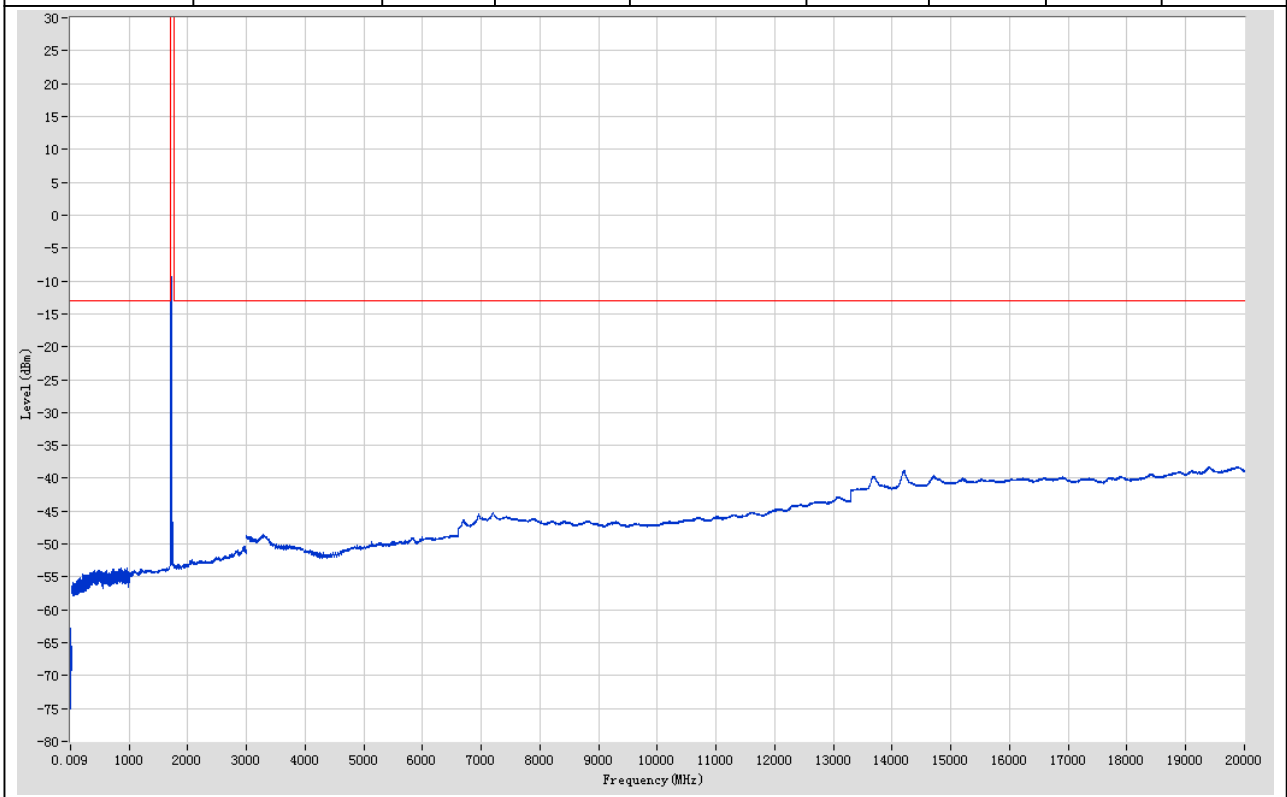
LTE Band 4 16-QAM 10 MHz HCH

Start Frequency (MHz)	Stop Frequency (MHz)	RBW (MHz)	Detector	Frequency (MHz)	Power (dBm)	Limit (dBm)	Verdict	Sweep Point
0.009	0.15	0.001	RMS	0.01	-65.39	-13	Pass	401
0.15	30	0.01	RMS	0.2	-62.97	-13	Pass	2985
30	1000	0.1	RMS	837.999	-54.4	-13	Pass	9699
1000	1700	1	RMS	1694.993	-53.79	-13	Pass	700
1700	1765	1	RMS	1754.275	21.7	60	Pass	401
1765	3000	1	RMS	2955.964	-50.59	-13	Pass	1235
3000	12000	1	RMS	12000	-45.08	-13	Pass	9000
12000	20000	1	RMS	19407.926	-38.49	-13	Pass	8000



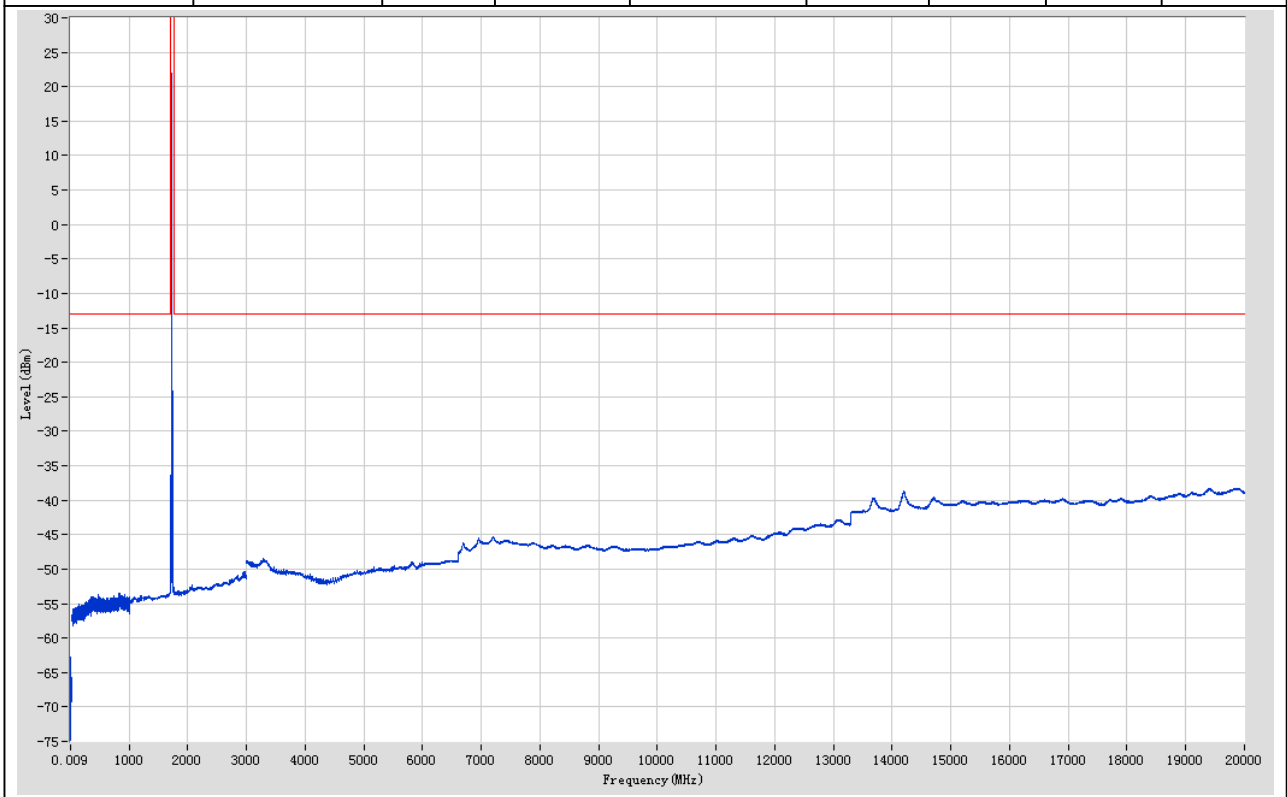
LTE Band 4 16-QAM 15 MHz LCH

Start Frequency (MHz)	Stop Frequency (MHz)	RBW (MHz)	Detector	Frequency (MHz)	Power (dBm)	Limit (dBm)	Verdict	Sweep Point
0.009	0.15	0.001	RMS	0.009	-64.92	-13	Pass	401
0.15	30	0.01	RMS	0.15	-62.88	-13	Pass	2985
30	1000	0.1	RMS	862.818	-53.68	-13	Pass	9699
1000	1700	1	RMS	1696.996	-37.92	-13	Pass	700
1700	1765	1	RMS	1710.725	21.6	60	Pass	401
1765	3000	1	RMS	2954.964	-50.31	-13	Pass	1235
3000	12000	1	RMS	11993.993	-44.76	-13	Pass	9000
12000	20000	1	RMS	19401.925	-38.25	-13	Pass	8000



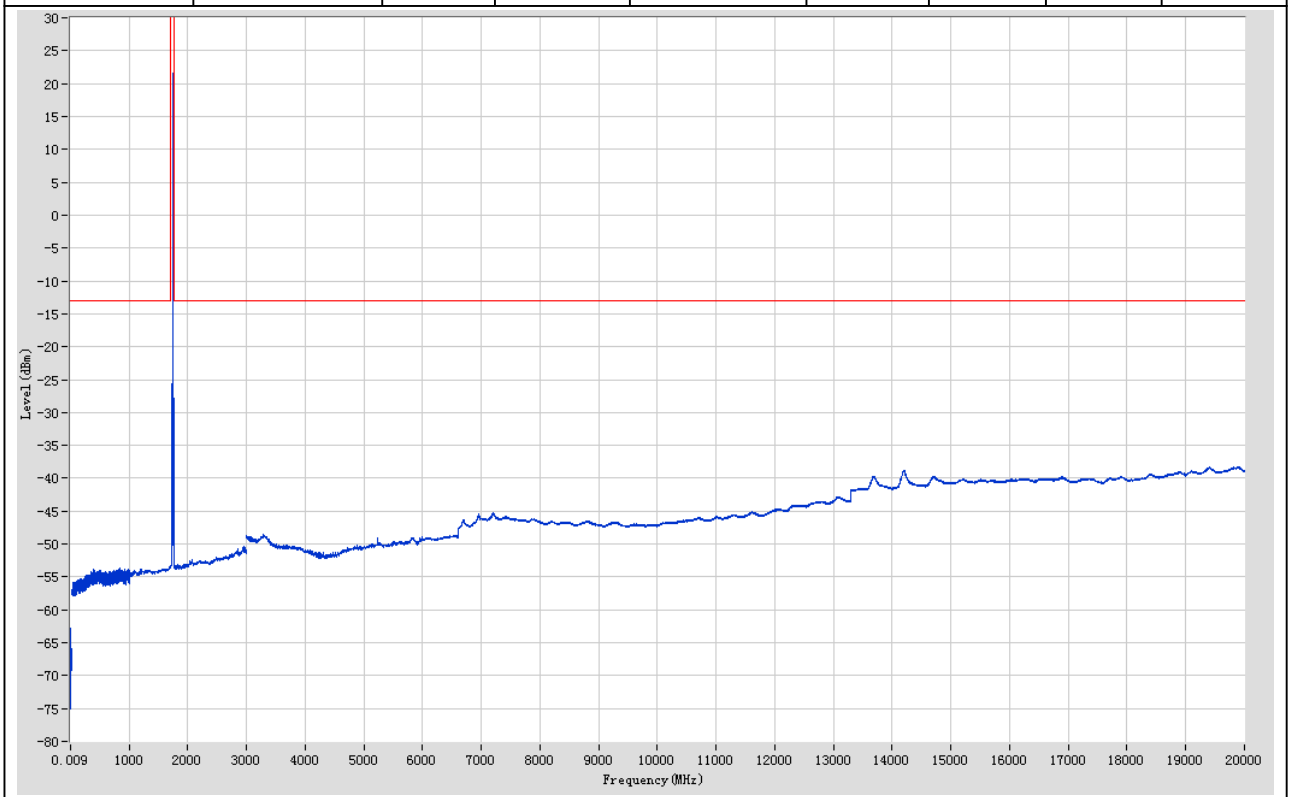
LTE Band 4 16-QAM 15 MHz MCH

Start Frequency (MHz)	Stop Frequency (MHz)	RBW (MHz)	Detector	Frequency (MHz)	Power (dBm)	Limit (dBm)	Verdict	Sweep Point
0.009	0.15	0.001	RMS	0.009	-63.93	-13	Pass	401
0.15	30	0.01	RMS	0.16	-62.75	-13	Pass	2985
30	1000	0.1	RMS	836.398	-53.44	-13	Pass	9699
1000	1700	1	RMS	1698.999	-52.71	-13	Pass	700
1700	1765	1	RMS	1725.675	22.04	60	Pass	401
1765	3000	1	RMS	2975.981	-50.35	-13	Pass	1235
3000	12000	1	RMS	11991.99	-44.81	-13	Pass	9000
12000	20000	1	RMS	19904.988	-38.27	-13	Pass	8000



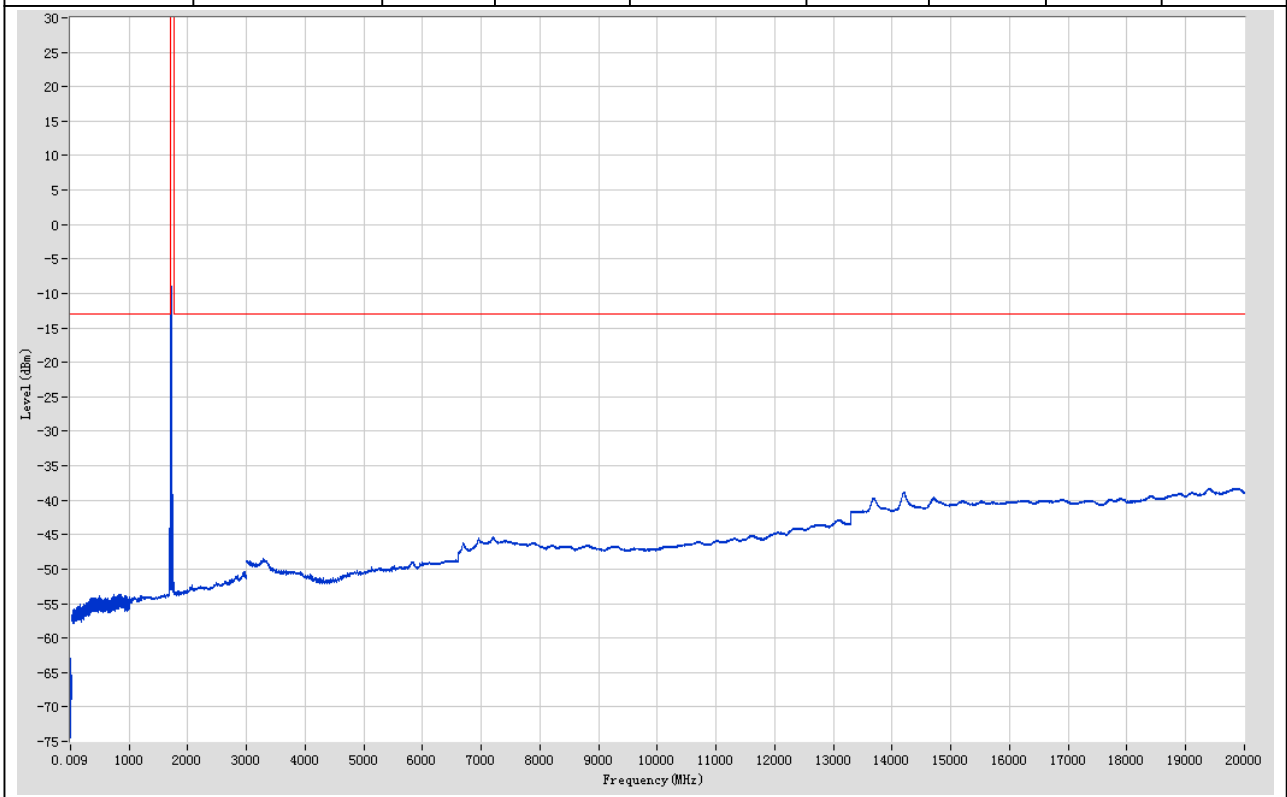
LTE Band 4 16-QAM 15 MHz HCH

Start Frequency (MHz)	Stop Frequency (MHz)	RBW (MHz)	Detector	Frequency (MHz)	Power (dBm)	Limit (dBm)	Verdict	Sweep Point
0.009	0.15	0.001	RMS	0.009	-64.24	-13	Pass	401
0.15	30	0.01	RMS	0.19	-62.72	-13	Pass	2985
30	1000	0.1	RMS	841.999	-53.6	-13	Pass	9699
1000	1700	1	RMS	1694.993	-53.45	-13	Pass	700
1700	1765	1	RMS	1740.788	21.64	60	Pass	401
1765	3000	1	RMS	1767.002	-49.43	-13	Pass	1235
3000	12000	1	RMS	12000	-44.76	-13	Pass	9000
12000	20000	1	RMS	19898.987	-38.26	-13	Pass	8000



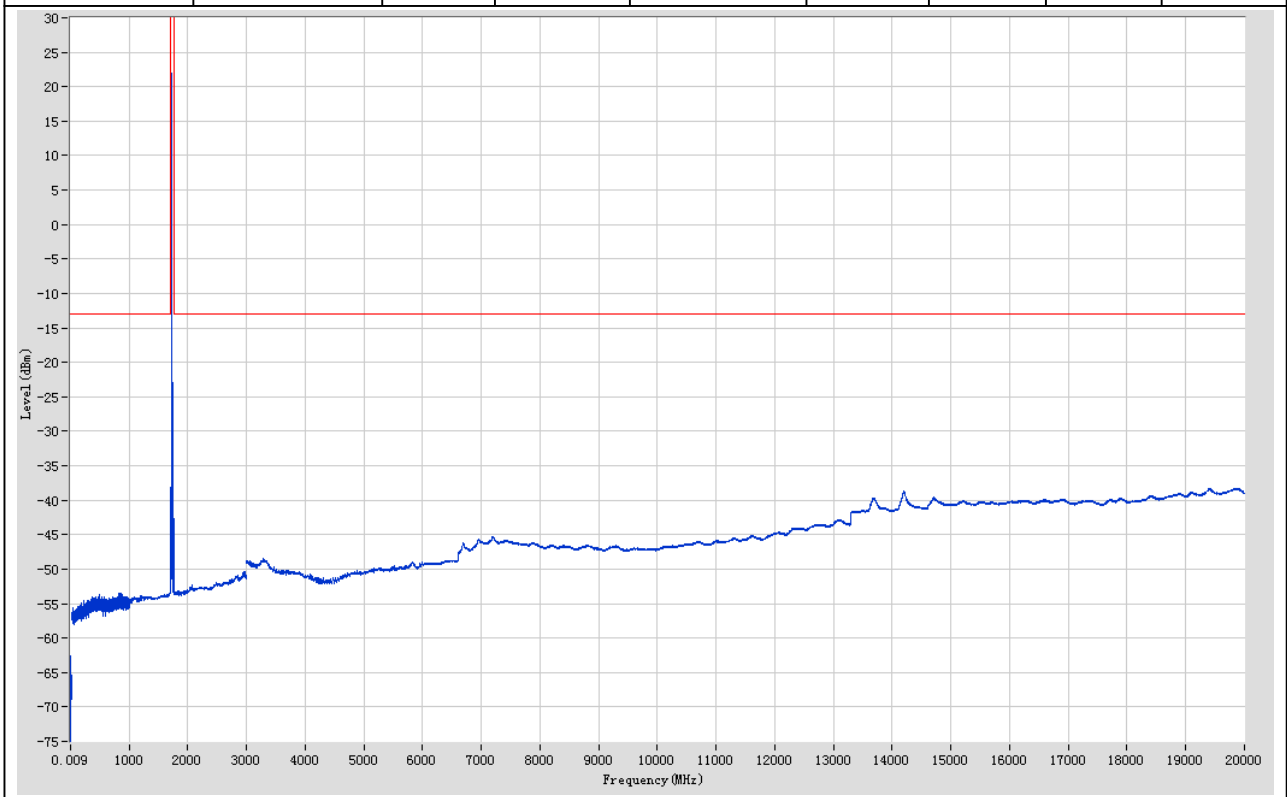
LTE Band 4 16-QAM 20 MHz LCH

Start Frequency (MHz)	Stop Frequency (MHz)	RBW (MHz)	Detector	Frequency (MHz)	Power (dBm)	Limit (dBm)	Verdict	Sweep Point
0.009	0.15	0.001	RMS	0.01	-64.25	-13	Pass	401
0.15	30	0.01	RMS	0.18	-62.86	-13	Pass	2985
30	1000	0.1	RMS	851.503	-53.63	-13	Pass	9699
1000	1700	1	RMS	1700	-40.78	-13	Pass	700
1700	1765	1	RMS	1710.888	21.6	60	Pass	401
1765	3000	1	RMS	2955.964	-50.37	-13	Pass	1235
3000	12000	1	RMS	11995.995	-44.81	-13	Pass	9000
12000	20000	1	RMS	19905.988	-38.26	-13	Pass	8000



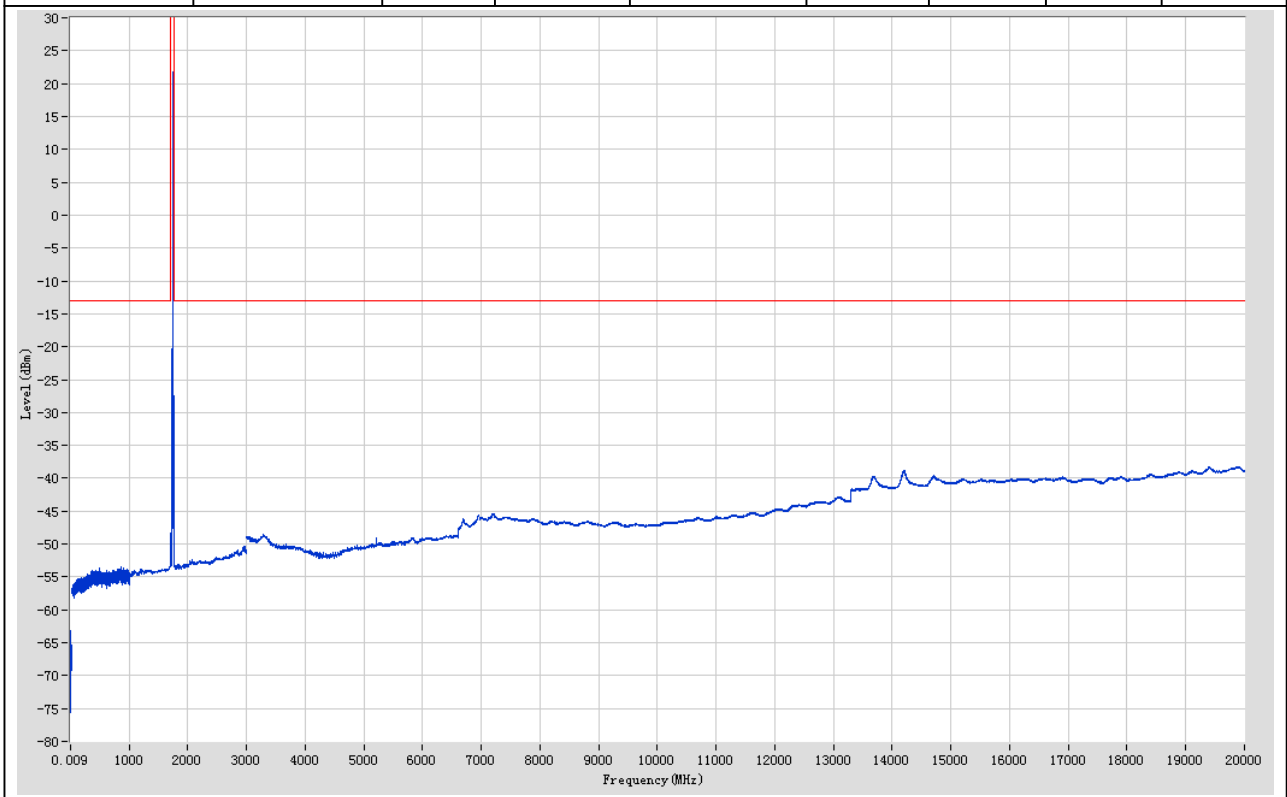
LTE Band 4 16-QAM 20 MHz MCH

Start Frequency (MHz)	Stop Frequency (MHz)	RBW (MHz)	Detector	Frequency (MHz)	Power (dBm)	Limit (dBm)	Verdict	Sweep Point
0.009	0.15	0.001	RMS	0.009	-64.82	-13	Pass	401
0.15	30	0.01	RMS	0.16	-62.51	-13	Pass	2985
30	1000	0.1	RMS	844.499	-53.53	-13	Pass	9699
1000	1700	1	RMS	1695.994	-52.51	-13	Pass	700
1700	1765	1	RMS	1723.4	21.89	60	Pass	401
1765	3000	1	RMS	2954.964	-50.3	-13	Pass	1235
3000	12000	1	RMS	11997.998	-44.74	-13	Pass	9000
12000	20000	1	RMS	19886.986	-38.23	-13	Pass	8000



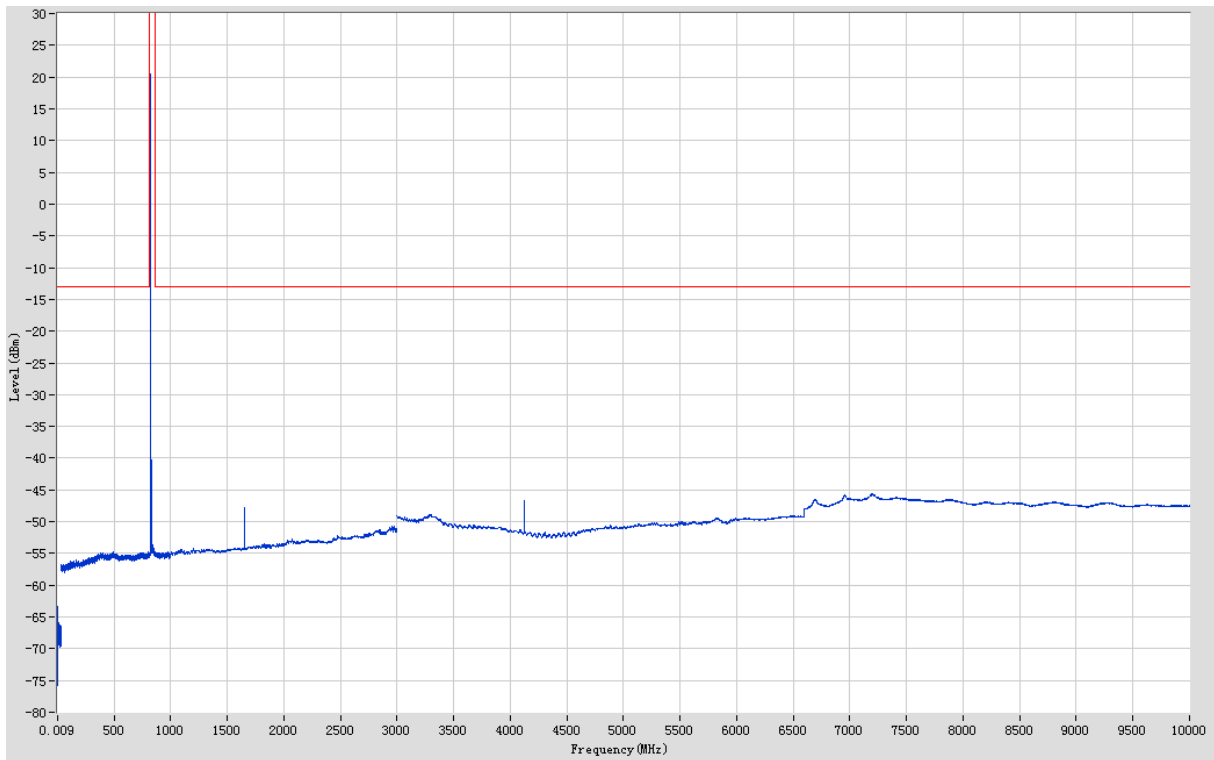
LTE Band 4 16-QAM 20 MHz HCH

Start Frequency (MHz)	Stop Frequency (MHz)	RBW (MHz)	Detector	Frequency (MHz)	Power (dBm)	Limit (dBm)	Verdict	Sweep Point
0.009	0.15	0.001	RMS	0.01	-64.61	-13	Pass	401
0.15	30	0.01	RMS	0.2	-63.1	-13	Pass	2985
30	1000	0.1	RMS	865.422	-53.47	-13	Pass	9699
1000	1700	1	RMS	1700	-48.89	-13	Pass	700
1700	1765	1	RMS	1735.913	21.73	60	Pass	401
1765	3000	1	RMS	1771.005	-45.24	-13	Pass	1235
3000	12000	1	RMS	11996.996	-44.85	-13	Pass	9000
12000	20000	1	RMS	19900.988	-38.28	-13	Pass	8000



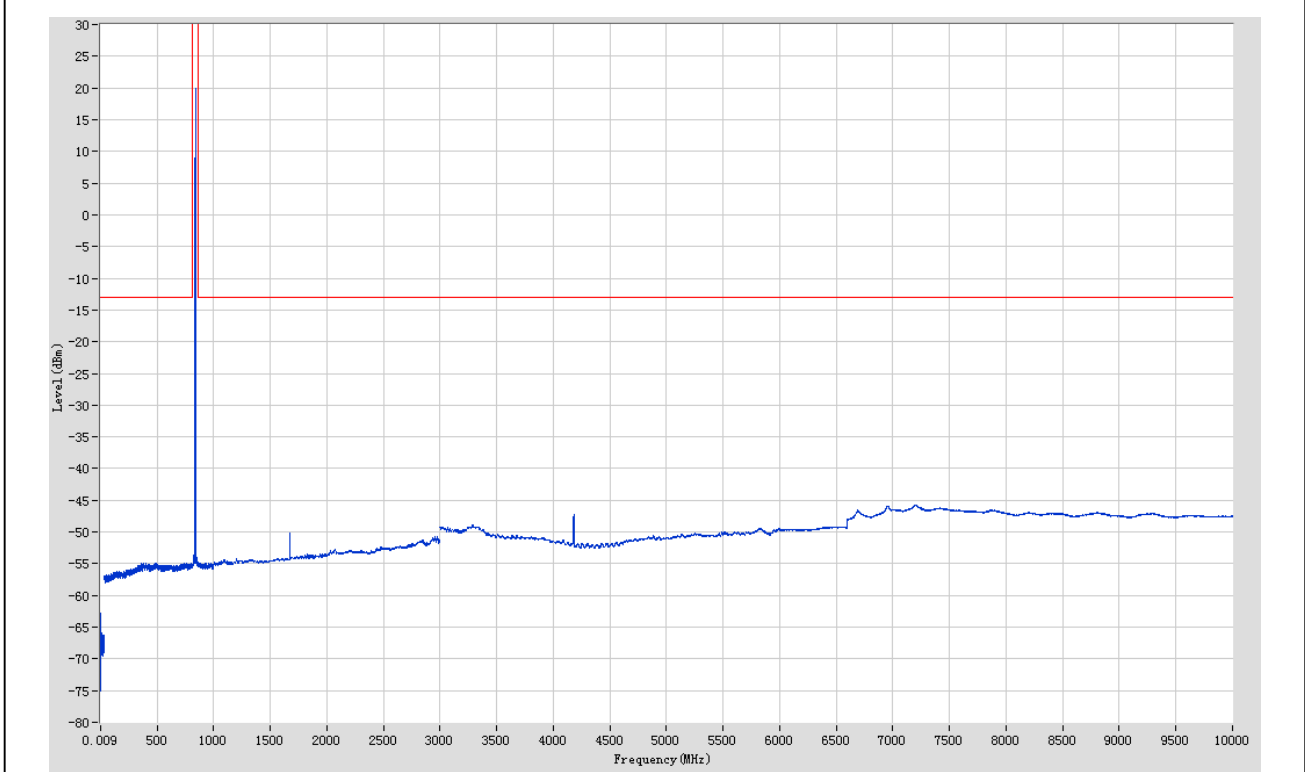
LTE Band 5 QPSK 1.4 MHz LCH

Start Frequency (MHz)	Stop Frequency (MHz)	RBW (MHz)	Detector	Frequency (MHz)	Power (dBm)	Limit (dBm)	Verdict	Sweep Point
0.009	0.15	0.001	RMS	0.01	-64.7	-13	Pass	401
0.15	30	0.01	RMS	0.19	-63.41	-13	Pass	2985
30	814	0.1	RMS	801.498	-54.76	-13	Pass	7840
814	860	0.1	RMS	824.222	20.55	60	Pass	460
860	1000	0.1	RMS	969.378	-54.73	-13	Pass	1400
1000	3000	1	RMS	1648.324	-47.72	-13	Pass	2000
3000	10000	1	RMS	7197.6	-45.66	-13	Pass	7000



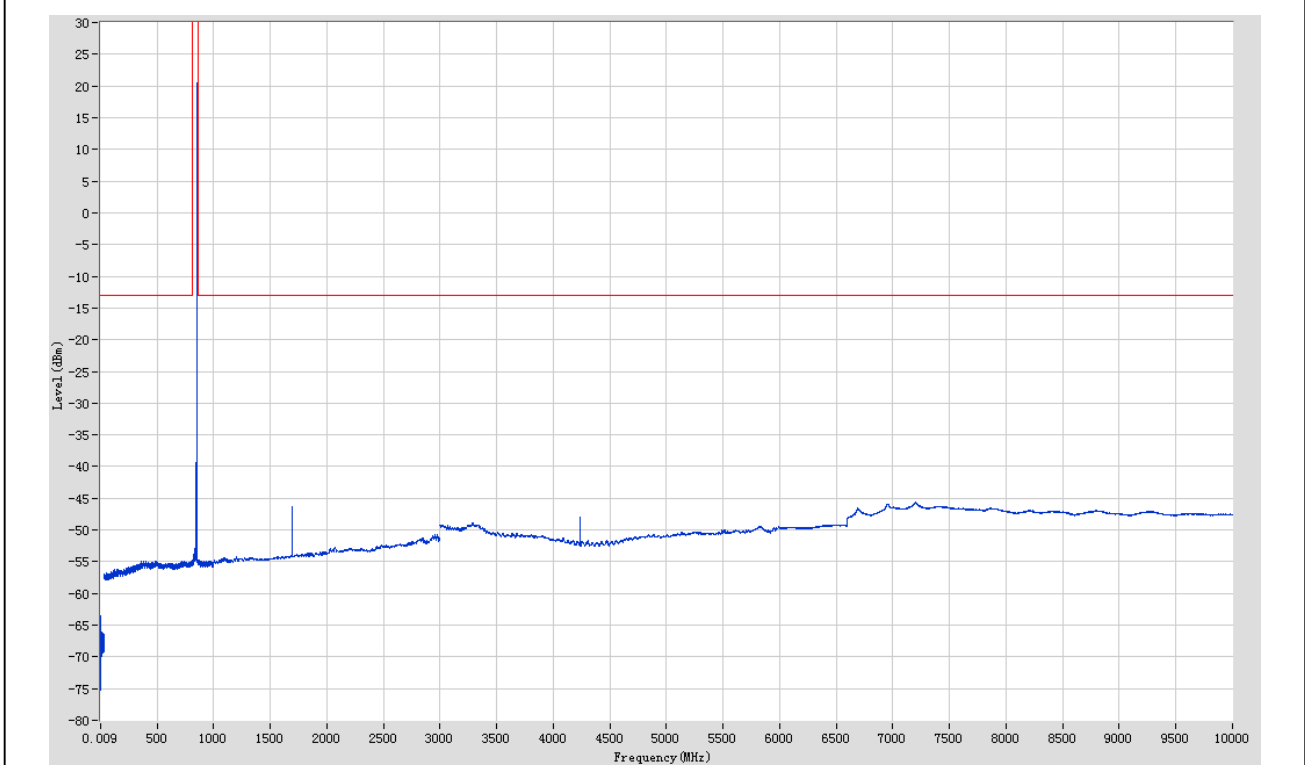
LTE Band 5 QPSK 1.4 MHz MCH

Start Frequency (MHz)	Stop Frequency (MHz)	RBW (MHz)	Detector	Frequency (MHz)	Power (dBm)	Limit (dBm)	Verdict	Sweep Point
0.009	0.15	0.001	RMS	0.009	-64.88	-13	Pass	401
0.15	30	0.01	RMS	0.15	-62.86	-13	Pass	2985
30	814	0.1	RMS	488.759	-54.91	-13	Pass	7840
814	860	0.1	RMS	836.048	20.76	60	Pass	460
860	1000	0.1	RMS	860.3	-54.74	-13	Pass	1400
1000	3000	1	RMS	1671.336	-49.49	-13	Pass	2000
3000	10000	1	RMS	7198.6	-45.64	-13	Pass	7000



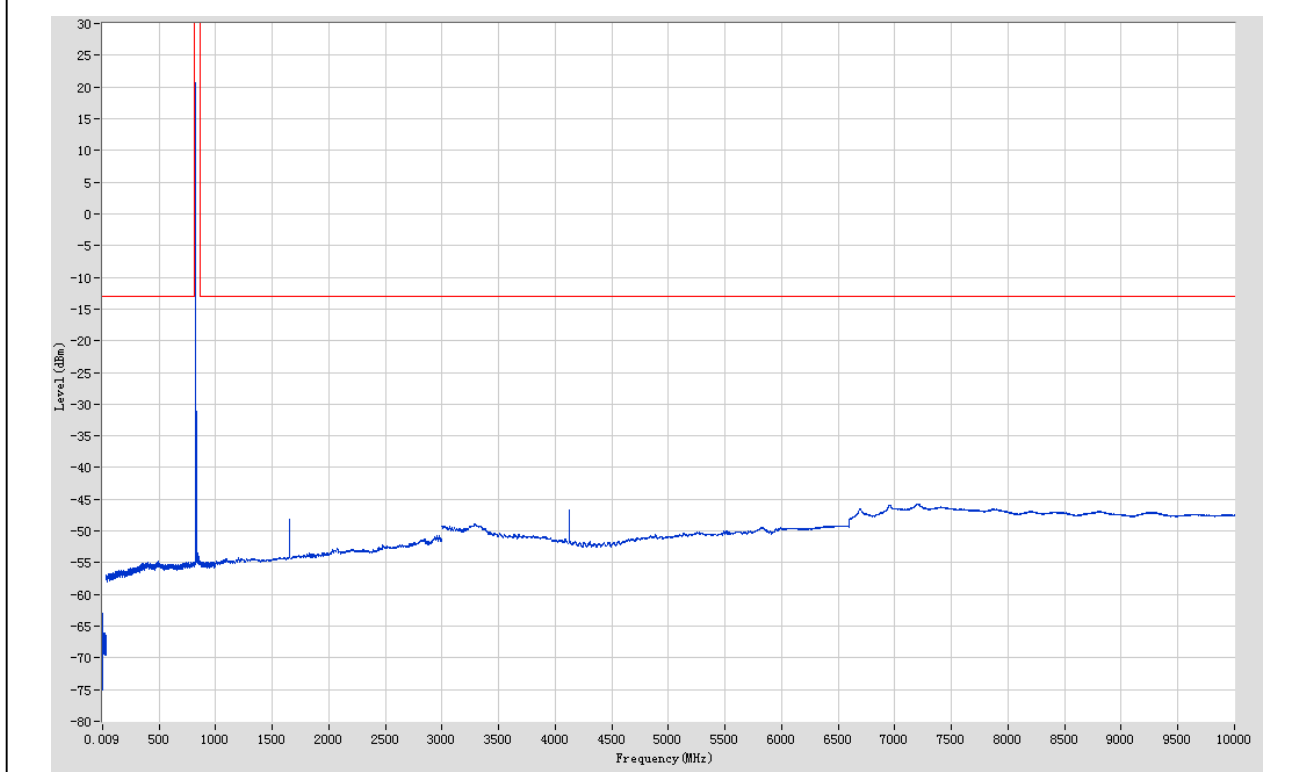
LTE Band 5 QPSK 1.4 MHz HCH

Start Frequency (MHz)	Stop Frequency (MHz)	RBW (MHz)	Detector	Frequency (MHz)	Power (dBm)	Limit (dBm)	Verdict	Sweep Point
0.009	0.15	0.001	RMS	0.009	-64.34	-13	Pass	401
0.15	30	0.01	RMS	0.22	-63.49	-13	Pass	2985
30	814	0.1	RMS	805.299	-54.82	-13	Pass	7840
814	860	0.1	RMS	847.874	20.56	60	Pass	460
860	1000	0.1	RMS	867.505	-54.82	-13	Pass	1400
1000	3000	1	RMS	1695.348	-46.41	-13	Pass	2000
3000	10000	1	RMS	7200.6	-45.67	-13	Pass	7000



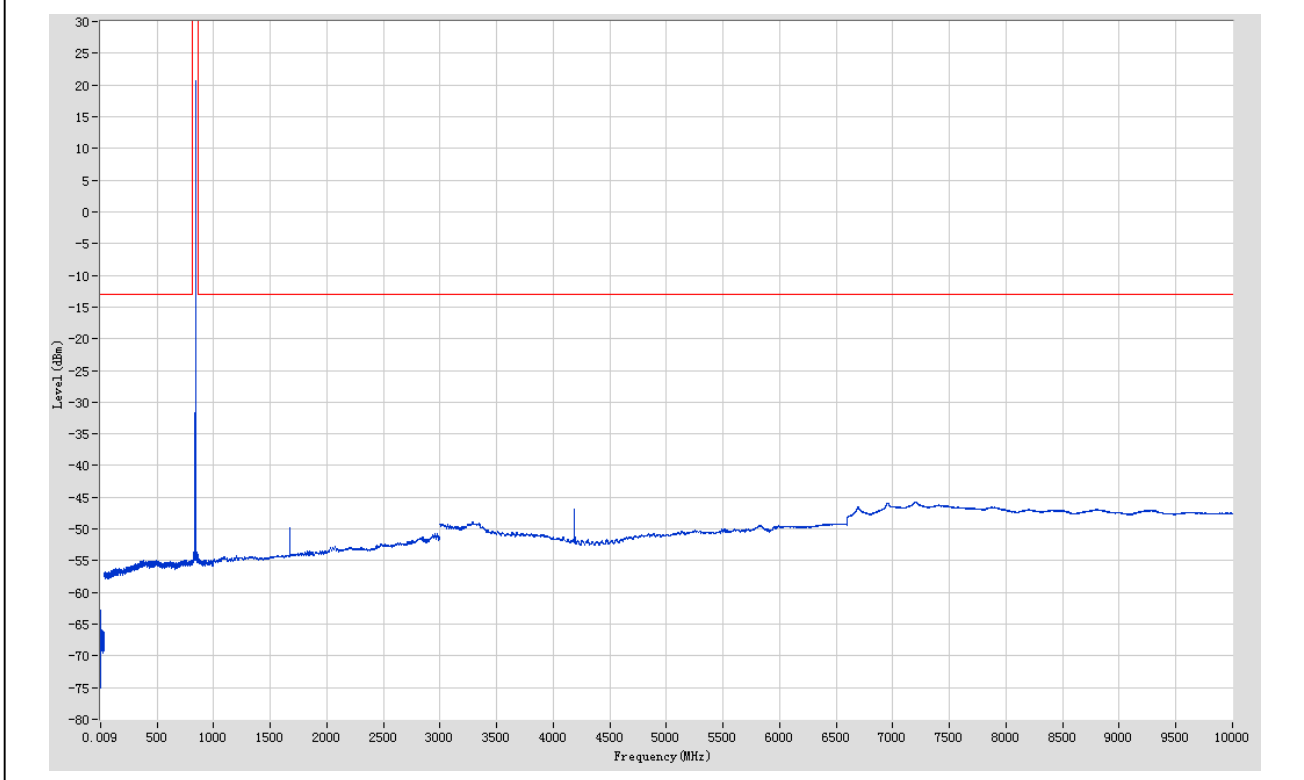
LTE Band 5 QPSK 3 MHz LCH

Start Frequency (MHz)	Stop Frequency (MHz)	RBW (MHz)	Detector	Frequency (MHz)	Power (dBm)	Limit (dBm)	Verdict	Sweep Point
0.009	0.15	0.001	RMS	0.009	-65.25	-13	Pass	401
0.15	30	0.01	RMS	0.22	-62.95	-13	Pass	2985
30	814	0.1	RMS	487.458	-54.83	-13	Pass	7840
814	860	0.1	RMS	824.222	20.62	60	Pass	460
860	1000	0.1	RMS	865.104	-54.76	-13	Pass	1400
1000	3000	1	RMS	1648.324	-48.15	-13	Pass	2000
3000	10000	1	RMS	7202.6	-45.7	-13	Pass	7000



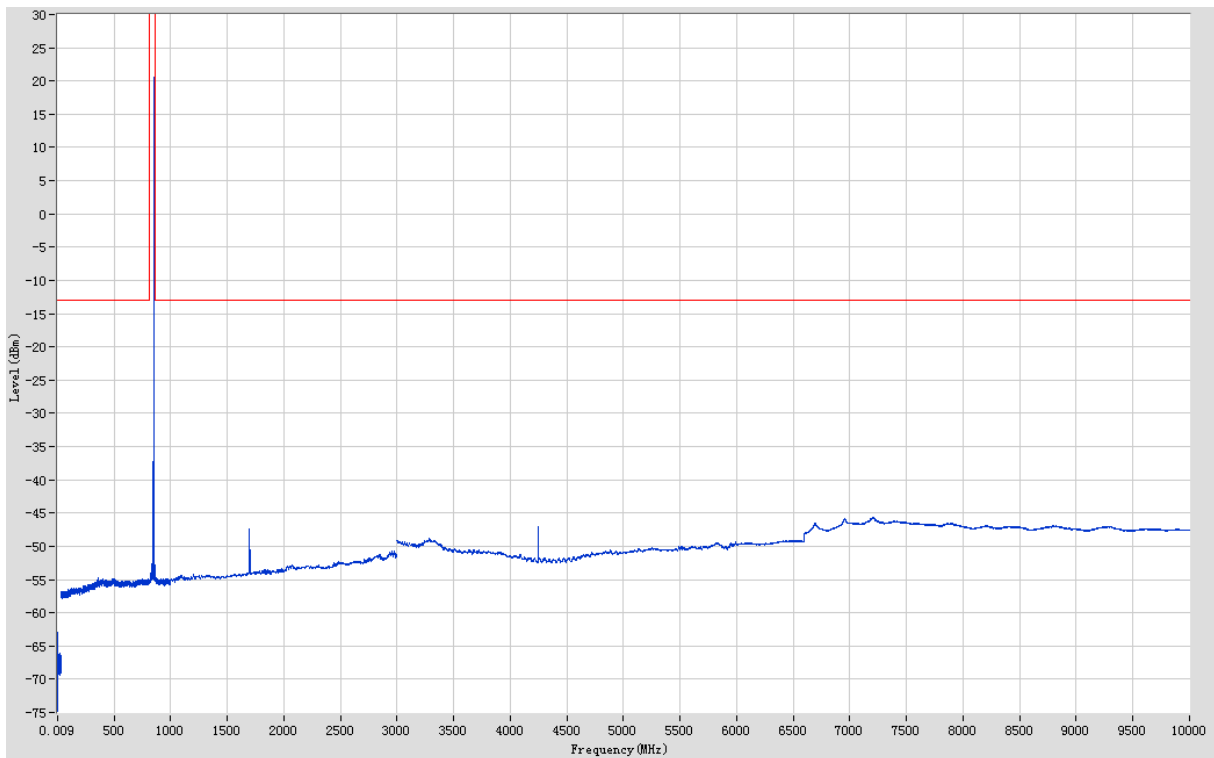
LTE Band 5 QPSK 3 MHz MCH

Start Frequency (MHz)	Stop Frequency (MHz)	RBW (MHz)	Detector	Frequency (MHz)	Power (dBm)	Limit (dBm)	Verdict	Sweep Point
0.009	0.15	0.001	RMS	0.011	-65.03	-13	Pass	401
0.15	30	0.01	RMS	0.15	-62.87	-13	Pass	2985
30	814	0.1	RMS	801.598	-54.86	-13	Pass	7840
814	860	0.1	RMS	837.752	20.75	60	Pass	460
860	1000	0.1	RMS	866.805	-54.7	-13	Pass	1400
1000	3000	1	RMS	1675.338	-49.77	-13	Pass	2000
3000	10000	1	RMS	7200.6	-45.69	-13	Pass	7000



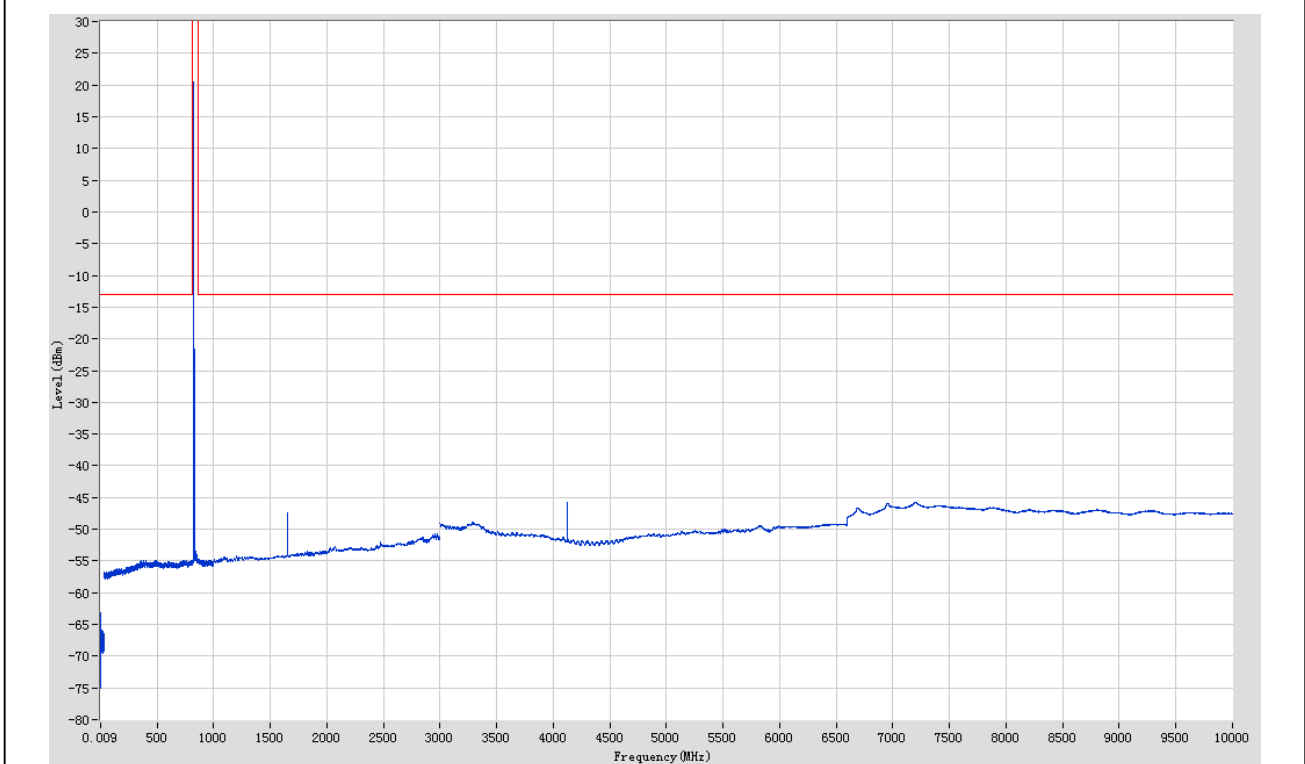
LTE Band 5 QPSK 3 MHz HCH

Start Frequency (MHz)	Stop Frequency (MHz)	RBW (MHz)	Detector	Frequency (MHz)	Power (dBm)	Limit (dBm)	Verdict	Sweep Point
0.009	0.15	0.001	RMS	0.009	-65.85	-13	Pass	401
0.15	30	0.01	RMS	0.19	-62.99	-13	Pass	2985
30	814	0.1	RMS	355.542	-54.74	-13	Pass	7840
814	860	0.1	RMS	848.776	20.56	60	Pass	460
860	1000	0.1	RMS	865.704	-54.68	-13	Pass	1400
1000	3000	1	RMS	1697.349	-47.45	-13	Pass	2000
3000	10000	1	RMS	7200.6	-45.7	-13	Pass	7000



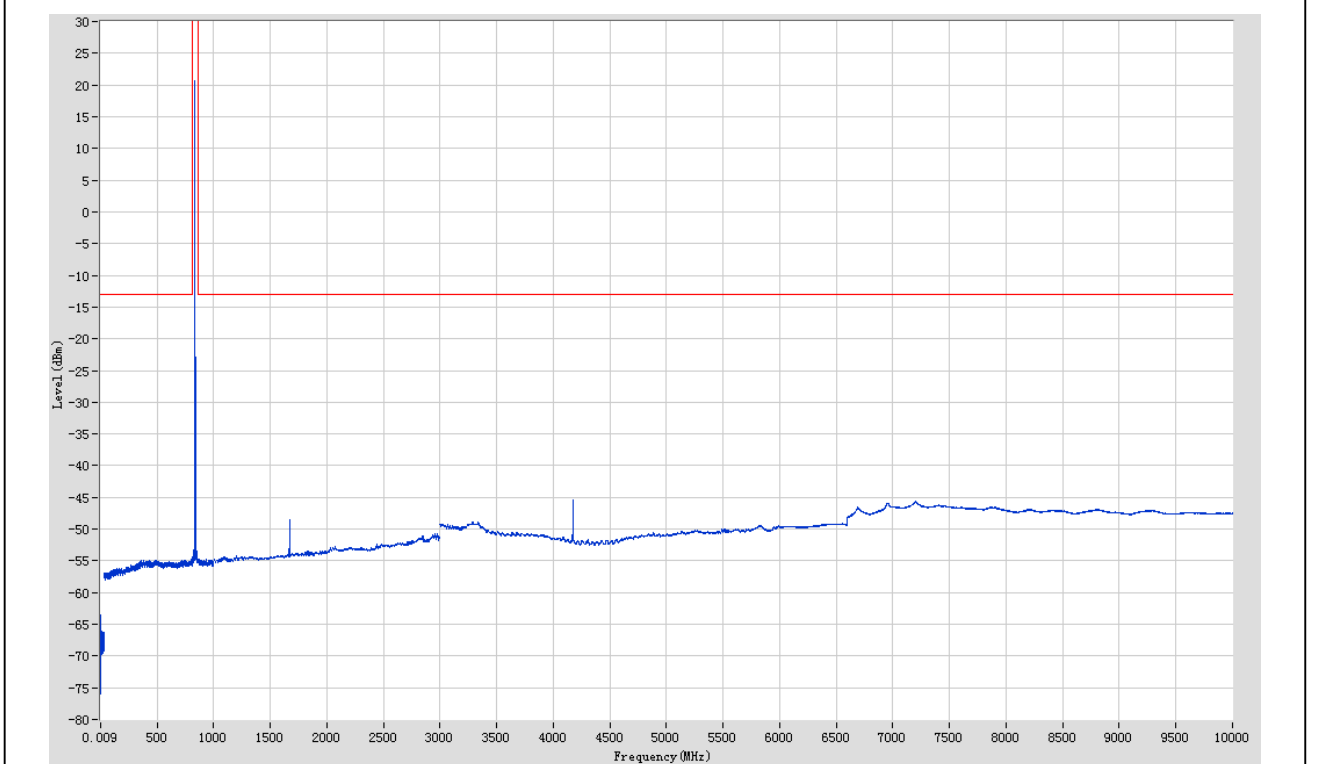
LTE Band 5 QPSK 5 MHz LCH

Start Frequency (MHz)	Stop Frequency (MHz)	RBW (MHz)	Detector	Frequency (MHz)	Power (dBm)	Limit (dBm)	Verdict	Sweep Point
0.009	0.15	0.001	RMS	0.011	-64.57	-13	Pass	401
0.15	30	0.01	RMS	0.16	-63.22	-13	Pass	2985
30	814	0.1	RMS	812.3	-54.91	-13	Pass	7840
814	860	0.1	RMS	824.322	20.48	60	Pass	460
860	1000	0.1	RMS	861.201	-54.76	-13	Pass	1400
1000	3000	1	RMS	1648.324	-47.43	-13	Pass	2000
3000	10000	1	RMS	7200.6	-45.7	-13	Pass	7000



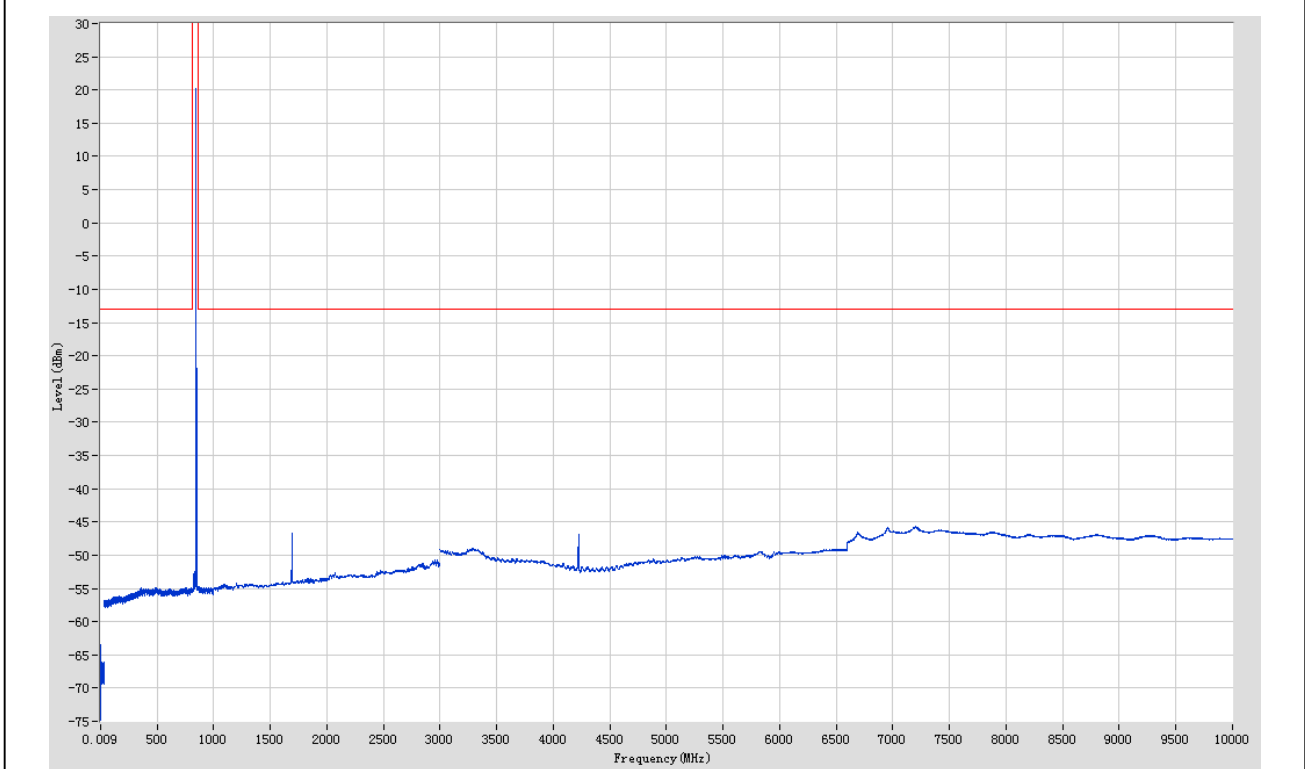
LTE Band 5 QPSK 5 MHz MCH

Start Frequency (MHz)	Stop Frequency (MHz)	RBW (MHz)	Detector	Frequency (MHz)	Power (dBm)	Limit (dBm)	Verdict	Sweep Point
0.009	0.15	0.001	RMS	0.009	-64.5	-13	Pass	401
0.15	30	0.01	RMS	0.16	-63.6	-13	Pass	2985
30	814	0.1	RMS	804.199	-54.8	-13	Pass	7840
814	860	0.1	RMS	834.344	20.64	60	Pass	460
860	1000	0.1	RMS	862.202	-54.74	-13	Pass	1400
1000	3000	1	RMS	1668.334	-48.51	-13	Pass	2000
3000	10000	1	RMS	4171.167	-45.43	-13	Pass	7000



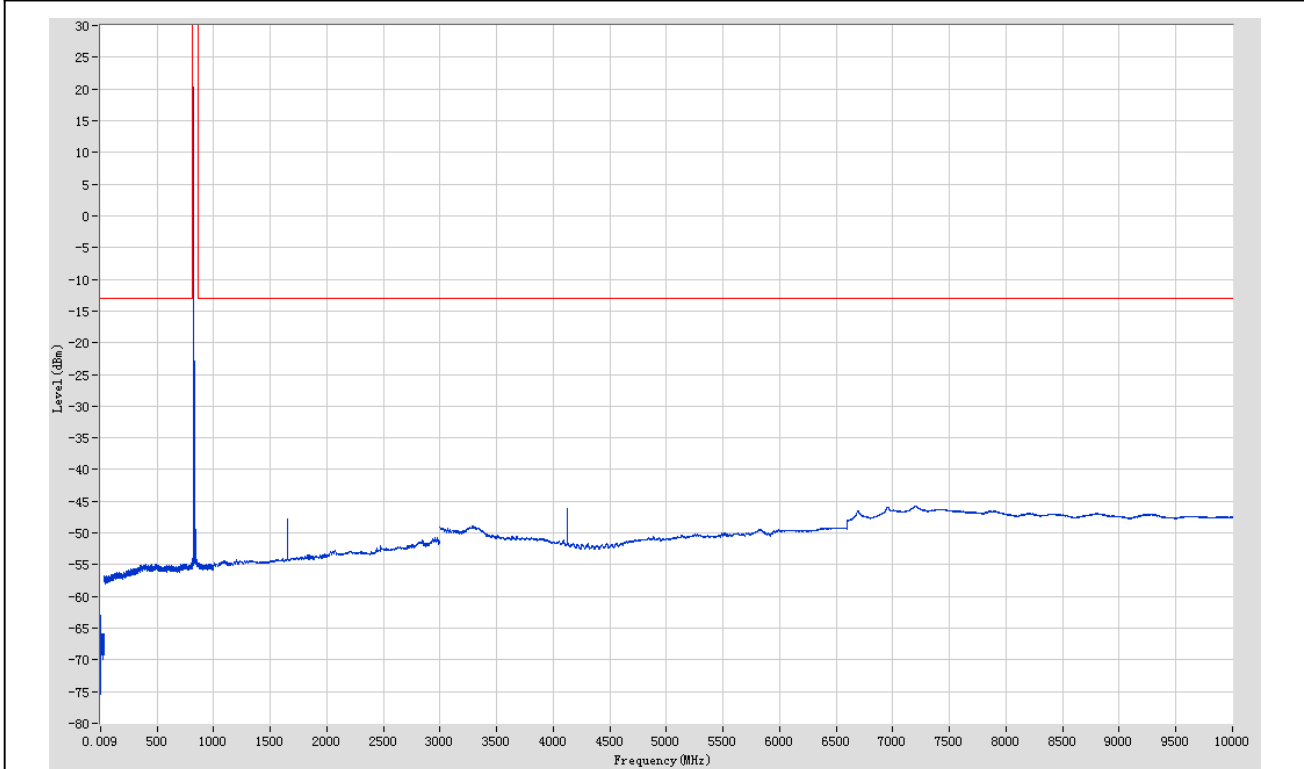
LTE Band 5 QPSK 5 MHz HCH

Start Frequency (MHz)	Stop Frequency (MHz)	RBW (MHz)	Detector	Frequency (MHz)	Power (dBm)	Limit (dBm)	Verdict	Sweep Point
0.009	0.15	0.001	RMS	0.01	-65.38	-13	Pass	401
0.15	30	0.01	RMS	0.3	-63.39	-13	Pass	2985
30	814	0.1	RMS	755.092	-54.85	-13	Pass	7840
814	860	0.1	RMS	844.366	20.27	60	Pass	460
860	1000	0.1	RMS	868.006	-54.72	-13	Pass	1400
1000	3000	1	RMS	1688.344	-46.75	-13	Pass	2000
3000	10000	1	RMS	7199.6	-45.69	-13	Pass	7000



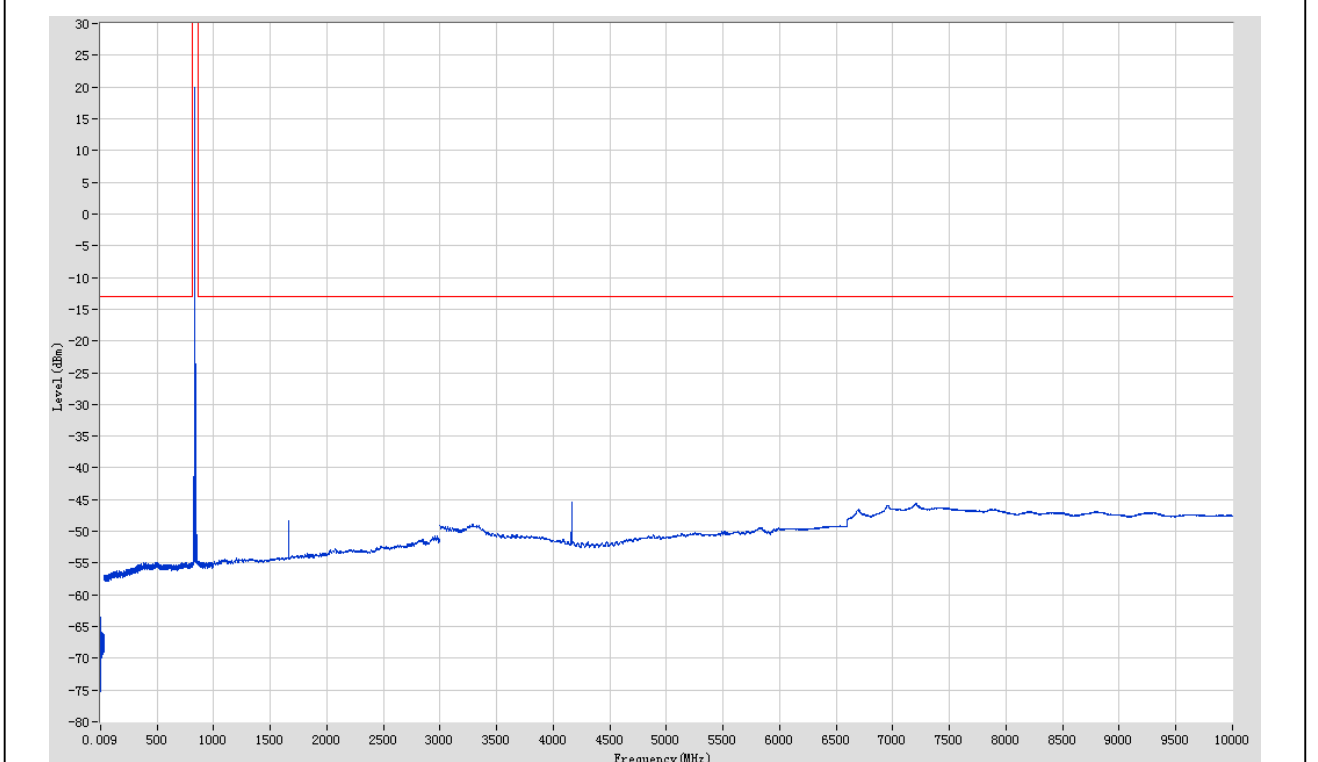
LTE Band 5 QPSK 10 MHz LCH

Start Frequency (MHz)	Stop Frequency (MHz)	RBW (MHz)	Detector	Frequency (MHz)	Power (dBm)	Limit (dBm)	Verdict	Sweep Point
0.009	0.15	0.001	RMS	0.011	-64.58	-13	Pass	401
0.15	30	0.01	RMS	0.15	-62.99	-13	Pass	2985
30	814	0.1	RMS	800.198	-54.73	-13	Pass	7840
814	860	0.1	RMS	824.623	20.32	60	Pass	460
860	1000	0.1	RMS	873.71	-54.74	-13	Pass	1400
1000	3000	1	RMS	1648.324	-47.81	-13	Pass	2000
3000	10000	1	RMS	7196.6	-45.69	-13	Pass	7000



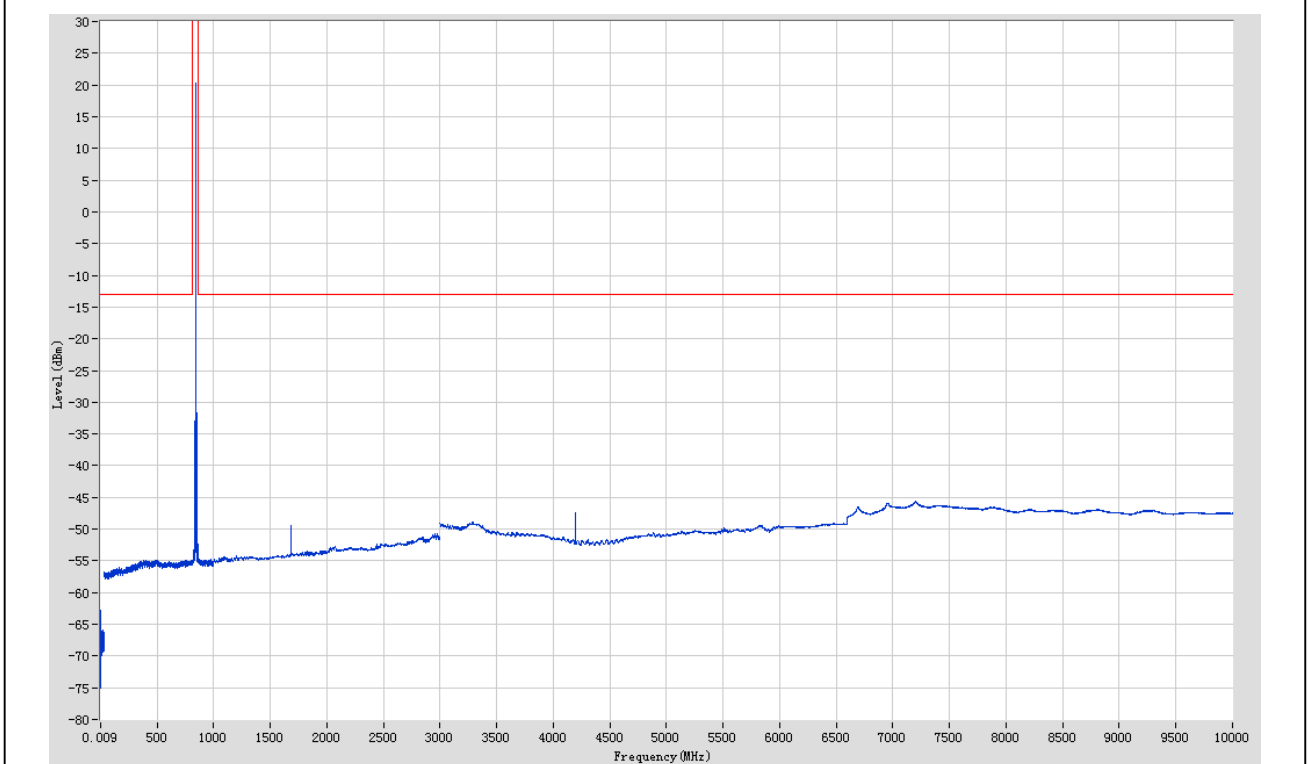
LTE Band 5 QPSK 10 MHz MCH

Start Frequency (MHz)	Stop Frequency (MHz)	RBW (MHz)	Detector	Frequency (MHz)	Power (dBm)	Limit (dBm)	Verdict	Sweep Point
0.009	0.15	0.001	RMS	0.01	-64.98	-13	Pass	401
0.15	30	0.01	RMS	0.22	-63.55	-13	Pass	2985
30	814	0.1	RMS	484.458	-54.85	-13	Pass	7840
814	860	0.1	RMS	832.139	20.02	60	Pass	460
860	1000	0.1	RMS	865.204	-54.77	-13	Pass	1400
1000	3000	1	RMS	1663.332	-48.3	-13	Pass	2000
3000	10000	1	RMS	4160.166	-45.47	-13	Pass	7000



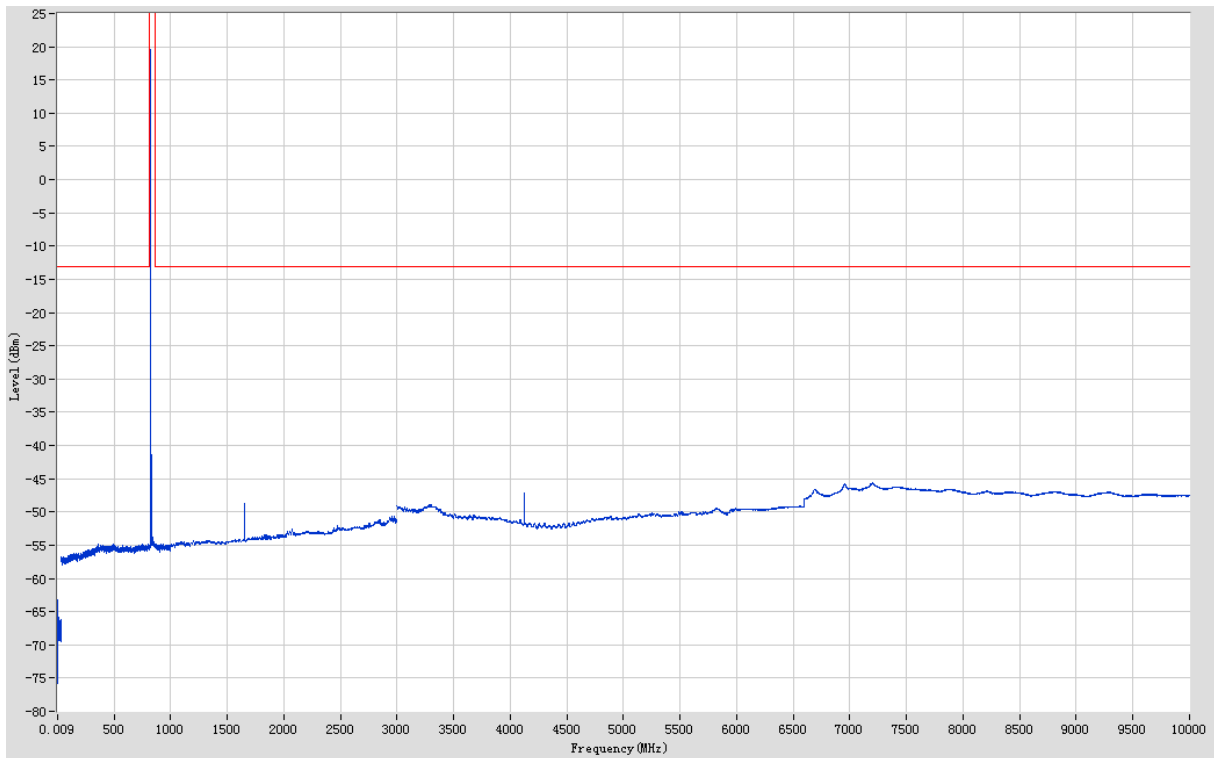
LTE Band 5 QPSK 10 MHz HCH

Start Frequency (MHz)	Stop Frequency (MHz)	RBW (MHz)	Detector	Frequency (MHz)	Power (dBm)	Limit (dBm)	Verdict	Sweep Point
0.009	0.15	0.001	RMS	0.012	-65.73	-13	Pass	401
0.15	30	0.01	RMS	0.15	-62.81	-13	Pass	2985
30	814	0.1	RMS	802.899	-54.87	-13	Pass	7840
814	860	0.1	RMS	839.556	20.36	60	Pass	460
860	1000	0.1	RMS	861.201	-54.73	-13	Pass	1400
1000	3000	1	RMS	1678.339	-49.49	-13	Pass	2000
3000	10000	1	RMS	7202.6	-45.67	-13	Pass	7000



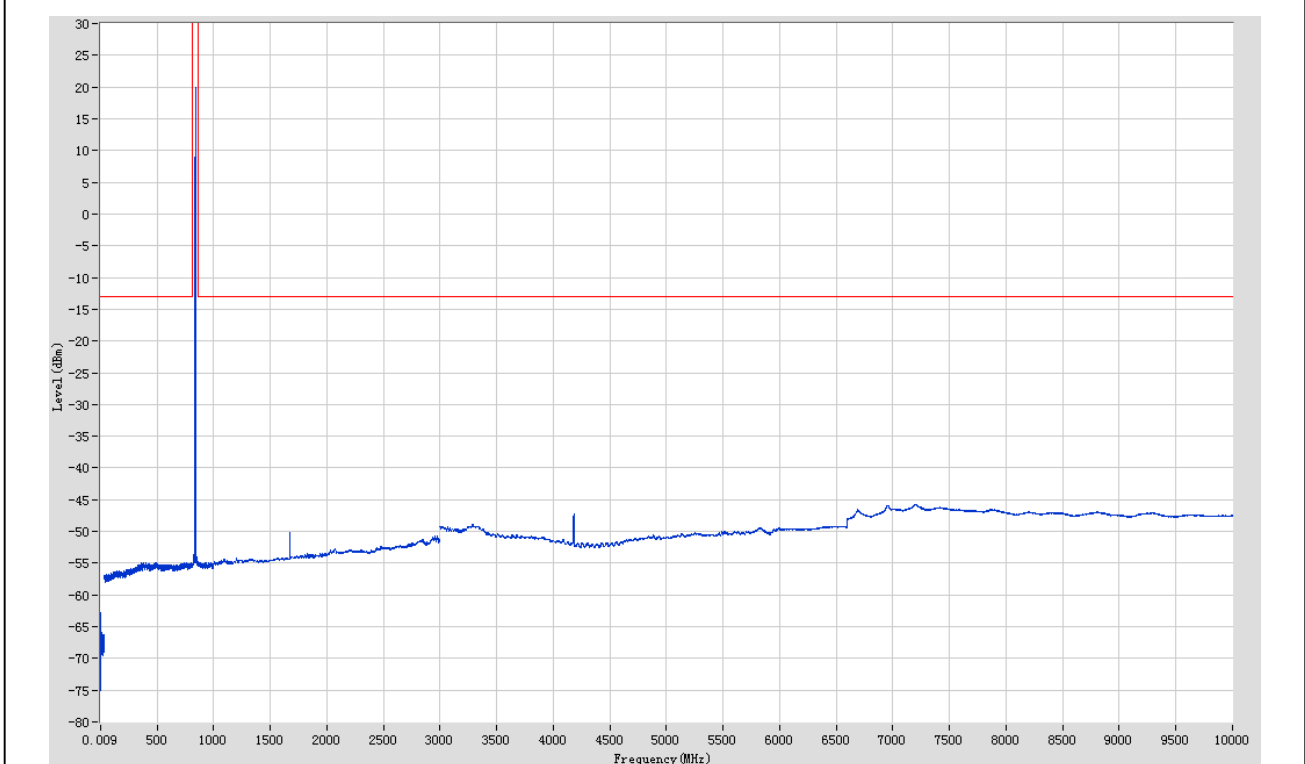
LTE Band 5 16-QAM 1.4 MHz LCH

Start Frequency (MHz)	Stop Frequency (MHz)	RBW (MHz)	Detector	Frequency (MHz)	Power (dBm)	Limit (dBm)	Verdict	Sweep Point
0.009	0.15	0.001	RMS	0.009	-65.08	-13	Pass	401
0.15	30	0.01	RMS	0.15	-63.15	-13	Pass	2985
30	814	0.1	RMS	354.941	-54.87	-13	Pass	7840
814	860	0.1	RMS	824.222	19.57	60	Pass	460
860	1000	0.1	RMS	864.904	-54.76	-13	Pass	1400
1000	3000	1	RMS	1648.324	-48.74	-13	Pass	2000
3000	10000	1	RMS	7202.6	-45.66	-13	Pass	7000



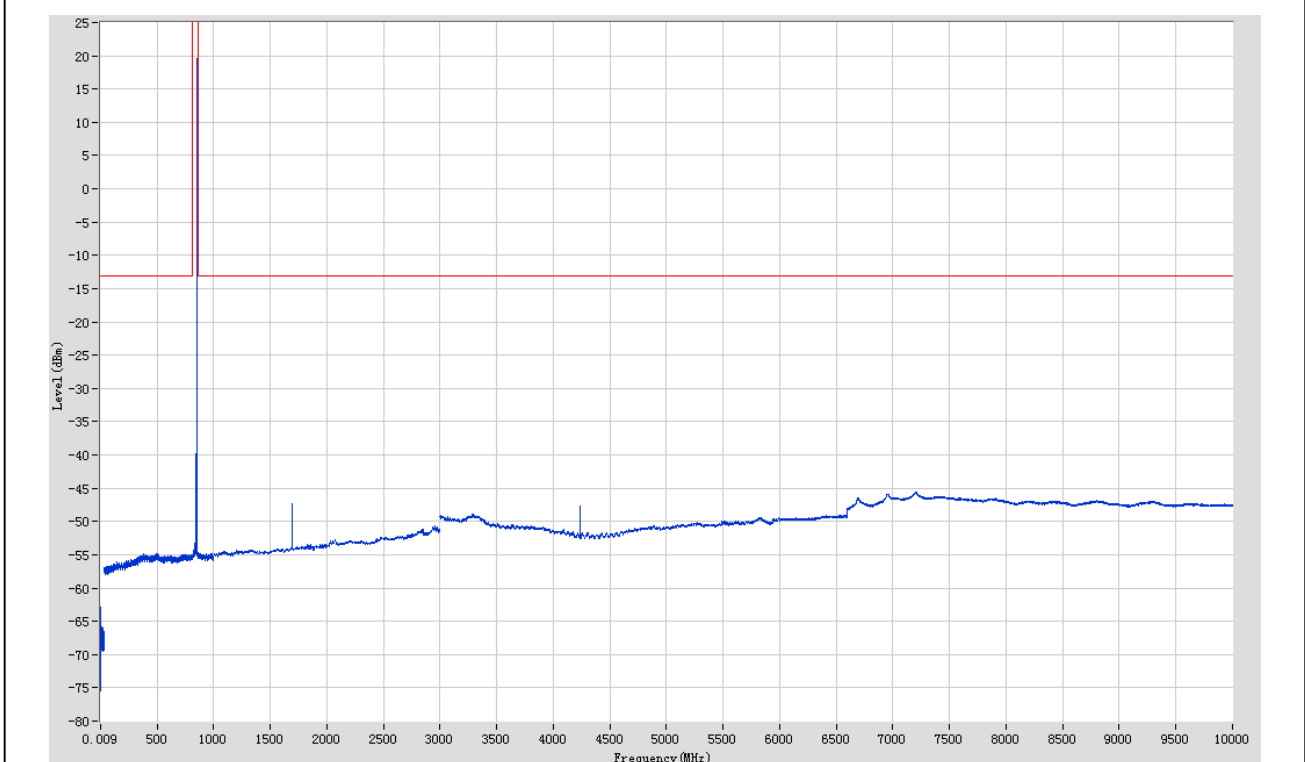
LTE Band 5 Q16-QAM 1.4 MHz MCH

Start Frequency (MHz)	Stop Frequency (MHz)	RBW (MHz)	Detector	Frequency (MHz)	Power (dBm)	Limit (dBm)	Verdict	Sweep Point
0.009	0.15	0.001	RMS	0.01	-65.03	-13	Pass	401
0.15	30	0.01	RMS	0.19	-62.73	-13	Pass	2985
30	814	0.1	RMS	379.645	-54.86	-13	Pass	7840
814	860	0.1	RMS	836.048	20.01	60	Pass	460
860	1000	0.1	RMS	861.701	-54.8	-13	Pass	1400
1000	3000	1	RMS	1671.336	-50.13	-13	Pass	2000
3000	10000	1	RMS	7200.6	-45.69	-13	Pass	7000



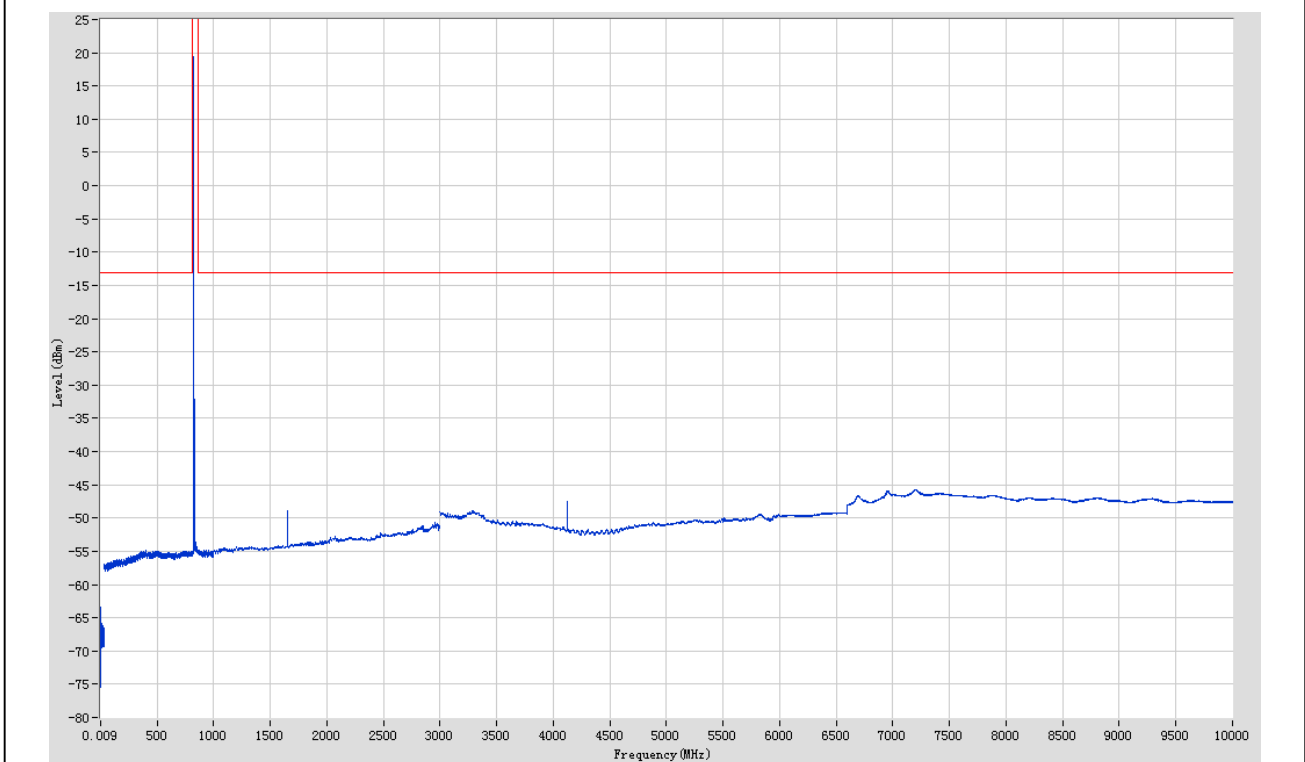
LTE Band 5 16-QAM 1.4 MHz HCH

Start Frequency (MHz)	Stop Frequency (MHz)	RBW (MHz)	Detector	Frequency (MHz)	Power (dBm)	Limit (dBm)	Verdict	Sweep Point
0.009	0.15	0.001	RMS	0.009	-64.38	-13	Pass	401
0.15	30	0.01	RMS	0.16	-62.92	-13	Pass	2985
30	814	0.1	RMS	498.26	-54.85	-13	Pass	7840
814	860	0.1	RMS	847.874	19.62	60	Pass	460
860	1000	0.1	RMS	860.4	-54.69	-13	Pass	1400
1000	3000	1	RMS	1695.348	-47.27	-13	Pass	2000
3000	10000	1	RMS	7203.601	-45.59	-13	Pass	7000



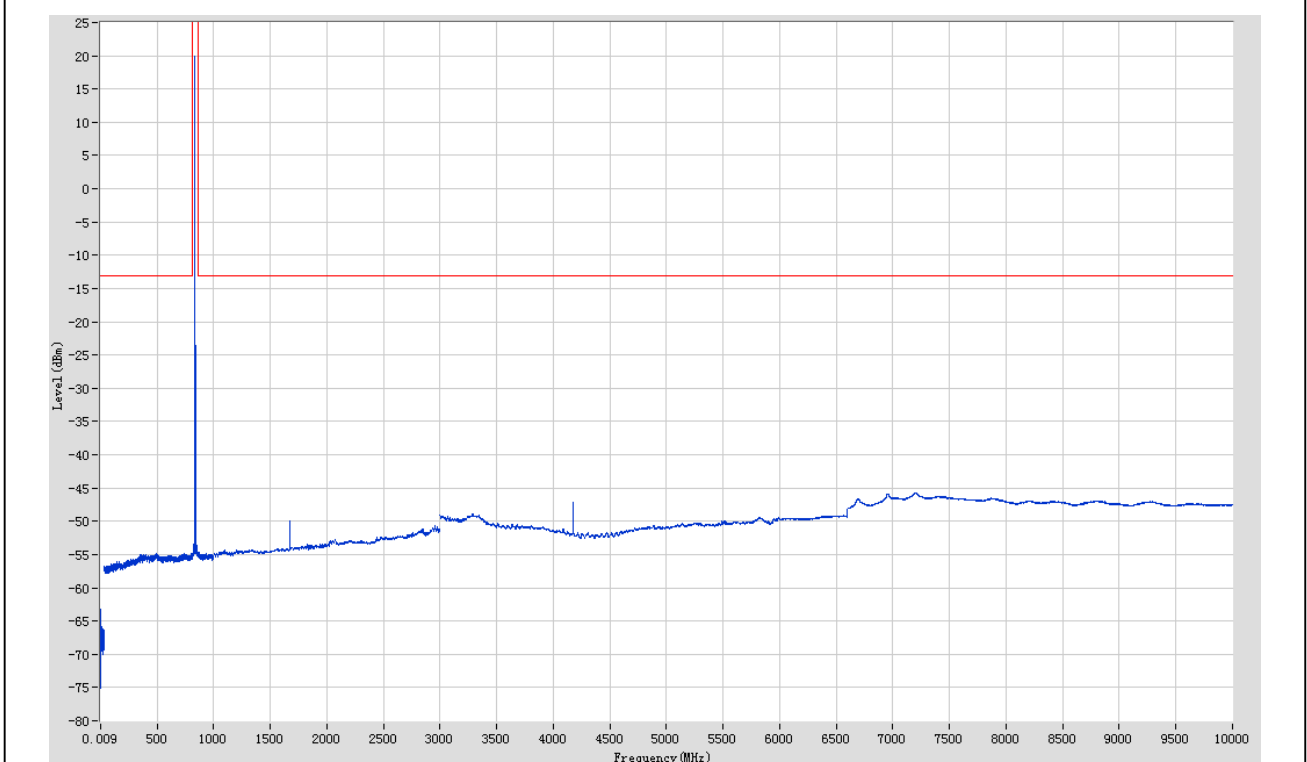
LTE Band 5 16-QAM 3 MHz LCH

Start Frequency (MHz)	Stop Frequency (MHz)	RBW (MHz)	Detector	Frequency (MHz)	Power (dBm)	Limit (dBm)	Verdict	Sweep Point
0.009	0.15	0.001	RMS	0.01	-65.58	-13	Pass	401
0.15	30	0.01	RMS	0.15	-63.35	-13	Pass	2985
30	814	0.1	RMS	401.247	-54.93	-13	Pass	7840
814	860	0.1	RMS	824.222	19.49	60	Pass	460
860	1000	0.1	RMS	861.101	-54.79	-13	Pass	1400
1000	3000	1	RMS	1648.324	-48.96	-13	Pass	2000
3000	10000	1	RMS	7196.6	-45.71	-13	Pass	7000



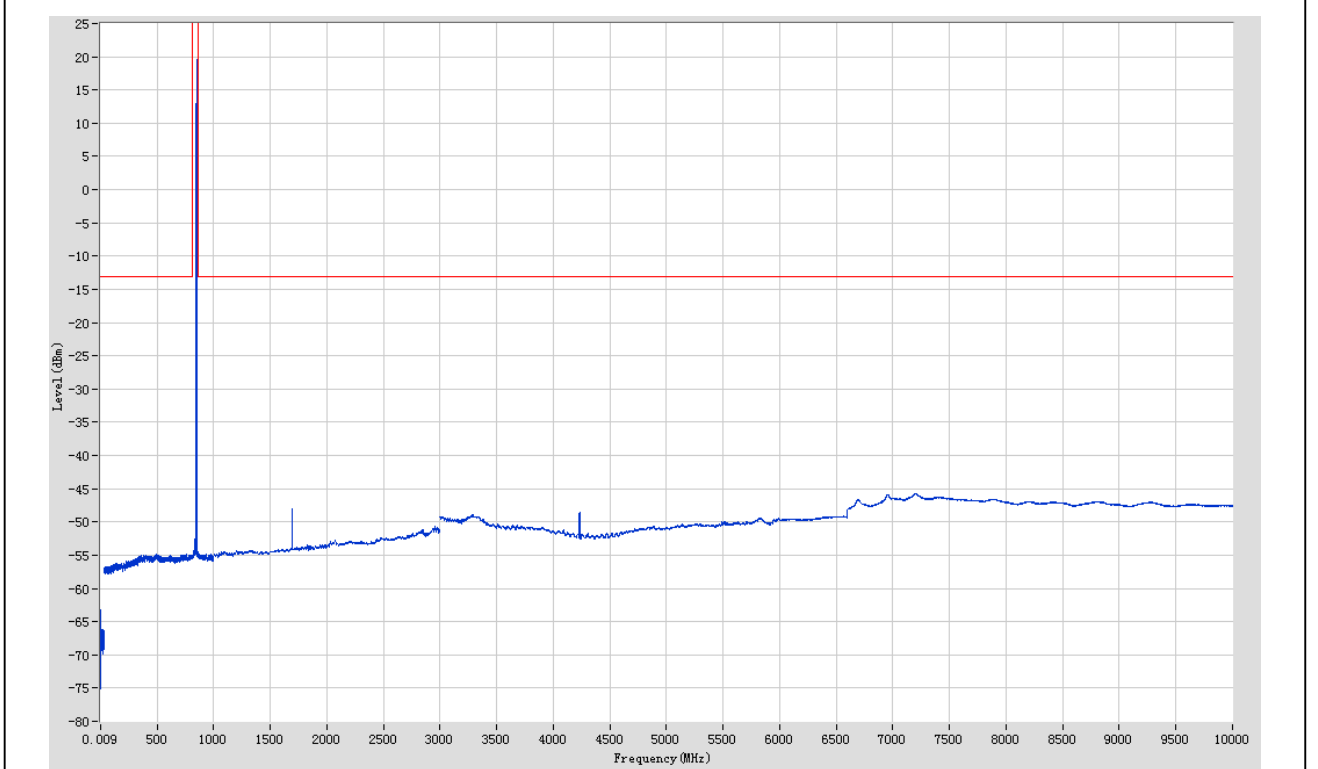
LTE Band 5 16-QAM 3 MHz MCH

Start Frequency (MHz)	Stop Frequency (MHz)	RBW (MHz)	Detector	Frequency (MHz)	Power (dBm)	Limit (dBm)	Verdict	Sweep Point
0.009	0.15	0.001	RMS	0.009	-64.04	-13	Pass	401
0.15	30	0.01	RMS	0.18	-63.29	-13	Pass	2985
30	814	0.1	RMS	736.59	-54.87	-13	Pass	7840
814	860	0.1	RMS	835.246	19.88	60	Pass	460
860	1000	0.1	RMS	864.503	-54.74	-13	Pass	1400
1000	3000	1	RMS	1670.335	-49.88	-13	Pass	2000
3000	10000	1	RMS	7201.6	-45.67	-13	Pass	7000



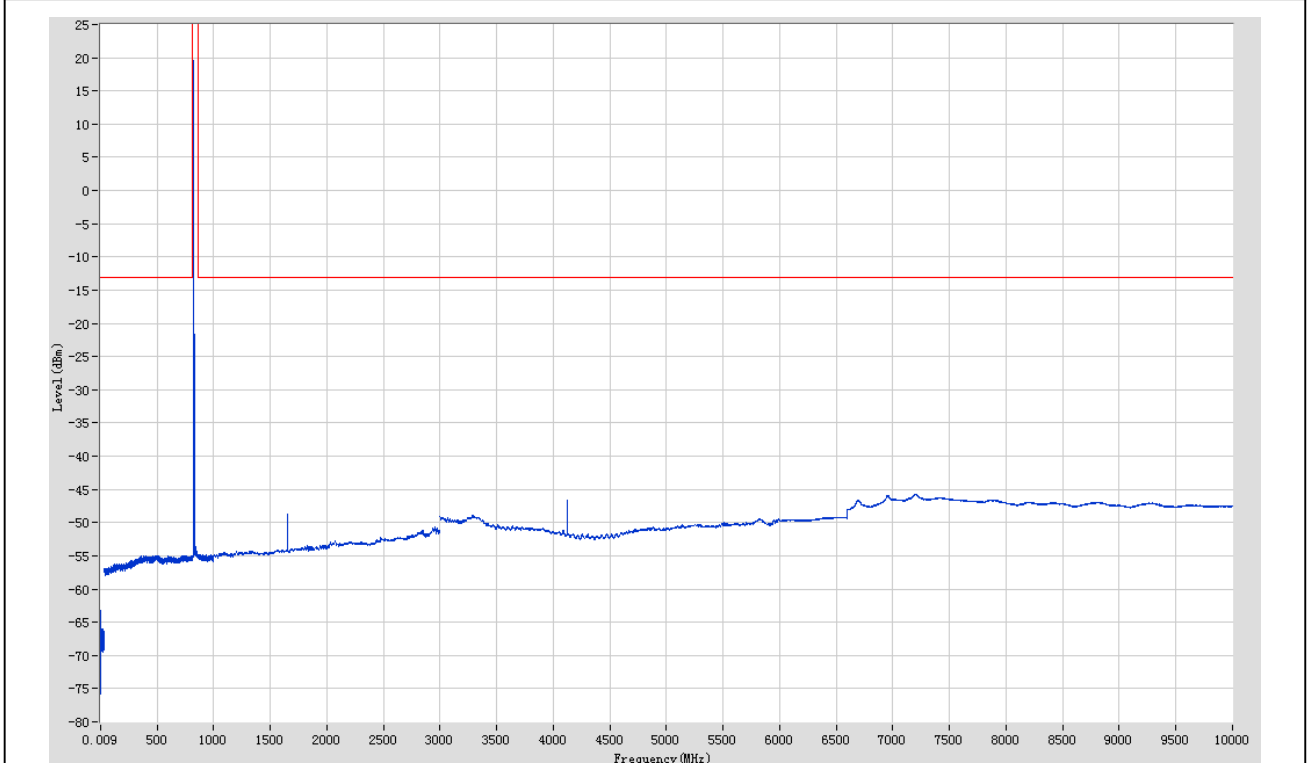
LTE Band 5 16-QAM 3 MHz HCH

Start Frequency (MHz)	Stop Frequency (MHz)	RBW (MHz)	Detector	Frequency (MHz)	Power (dBm)	Limit (dBm)	Verdict	Sweep Point
0.009	0.15	0.001	RMS	0.01	-64.61	-13	Pass	401
0.15	30	0.01	RMS	0.37	-63.3	-13	Pass	2985
30	814	0.1	RMS	495.759	-54.9	-13	Pass	7840
814	860	0.1	RMS	846.27	19.54	60	Pass	460
860	1000	0.1	RMS	864.003	-54.8	-13	Pass	1400
1000	3000	1	RMS	1692.346	-47.95	-13	Pass	2000
3000	10000	1	RMS	7198.6	-45.68	-13	Pass	7000



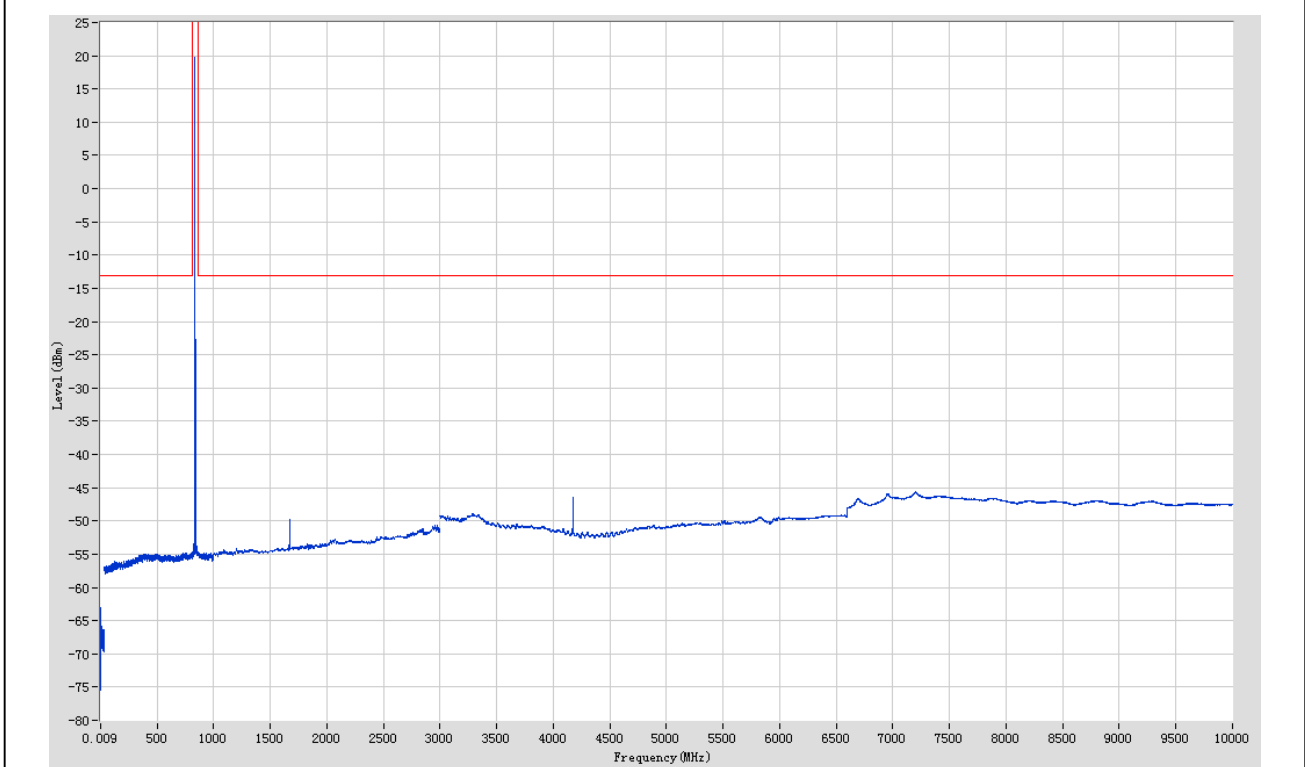
LTE Band 5 16-QAM 5 MHz LCH

Start Frequency (MHz)	Stop Frequency (MHz)	RBW (MHz)	Detector	Frequency (MHz)	Power (dBm)	Limit (dBm)	Verdict	Sweep Point
0.009	0.15	0.001	RMS	0.01	-65.15	-13	Pass	401
0.15	30	0.01	RMS	0.17	-63.21	-13	Pass	2985
30	814	0.1	RMS	487.758	-54.93	-13	Pass	7840
814	860	0.1	RMS	824.322	19.57	60	Pass	460
860	1000	0.1	RMS	862.102	-54.76	-13	Pass	1400
1000	3000	1	RMS	1648.324	-48.76	-13	Pass	2000
3000	10000	1	RMS	7200.6	-45.68	-13	Pass	7000



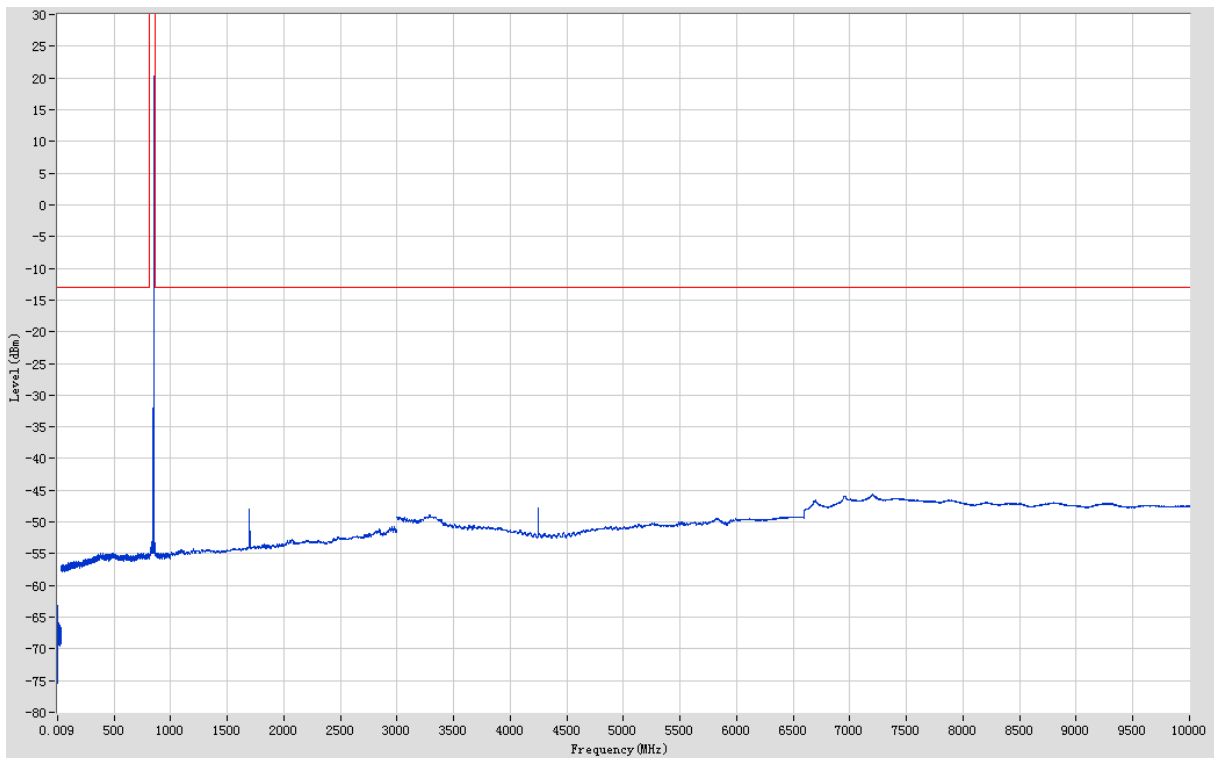
LTE Band 5 16-QAM 5 MHz MCH

Start Frequency (MHz)	Stop Frequency (MHz)	RBW (MHz)	Detector	Frequency (MHz)	Power (dBm)	Limit (dBm)	Verdict	Sweep Point
0.009	0.15	0.001	RMS	0.01	-64.55	-13	Pass	401
0.15	30	0.01	RMS	0.28	-63.09	-13	Pass	2985
30	814	0.1	RMS	755.793	-54.83	-13	Pass	7840
814	860	0.1	RMS	834.344	19.74	60	Pass	460
860	1000	0.1	RMS	863.402	-54.71	-13	Pass	1400
1000	3000	1	RMS	1668.334	-49.72	-13	Pass	2000
3000	10000	1	RMS	7197.6	-45.64	-13	Pass	7000



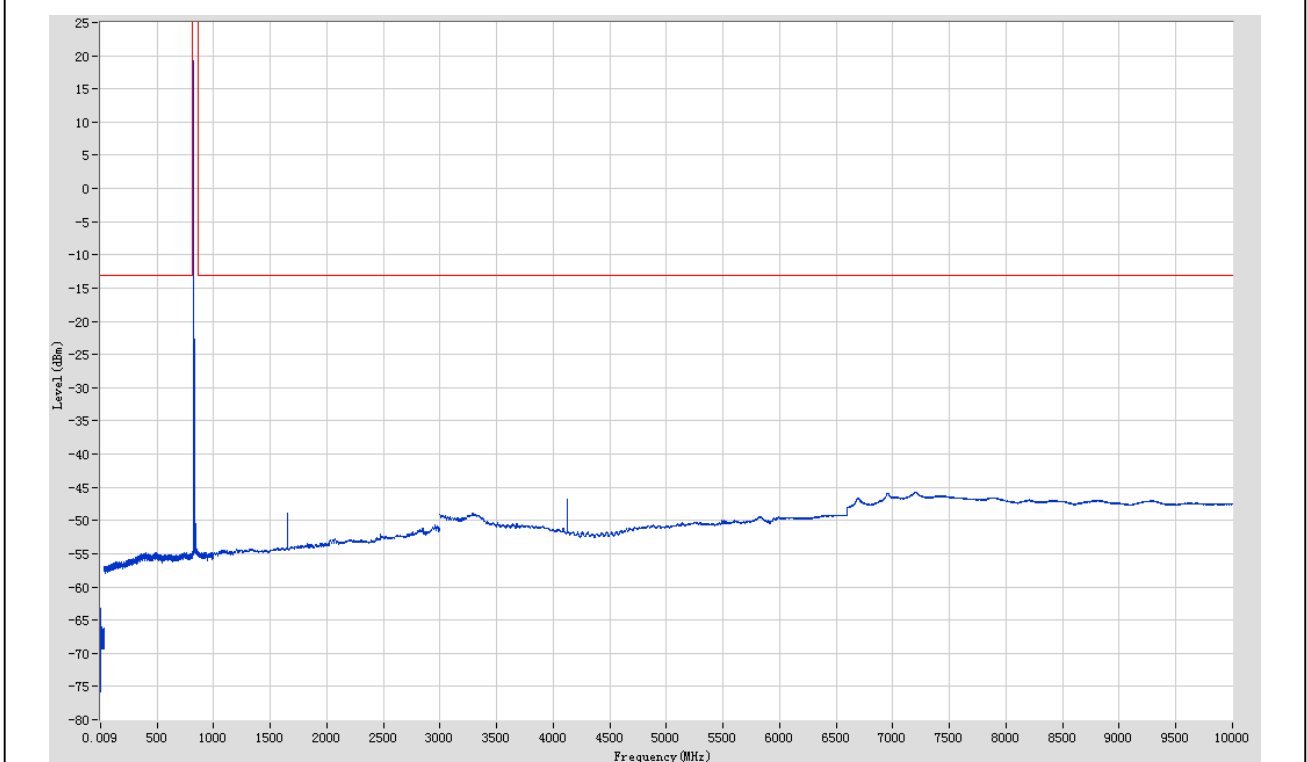
LTE Band 5 16-QAM 5 MHz HCH

Start Frequency (MHz)	Stop Frequency (MHz)	RBW (MHz)	Detector	Frequency (MHz)	Power (dBm)	Limit (dBm)	Verdict	Sweep Point
0.009	0.15	0.001	RMS	0.011	-64.28	-13	Pass	401
0.15	30	0.01	RMS	0.2	-63.09	-13	Pass	2985
30	814	0.1	RMS	738.29	-54.85	-13	Pass	7840
814	860	0.1	RMS	848.675	20.36	60	Pass	460
860	1000	0.1	RMS	866.505	-54.67	-13	Pass	1400
1000	3000	1	RMS	1696.348	-48.06	-13	Pass	2000
3000	10000	1	RMS	7196.6	-45.67	-13	Pass	7000



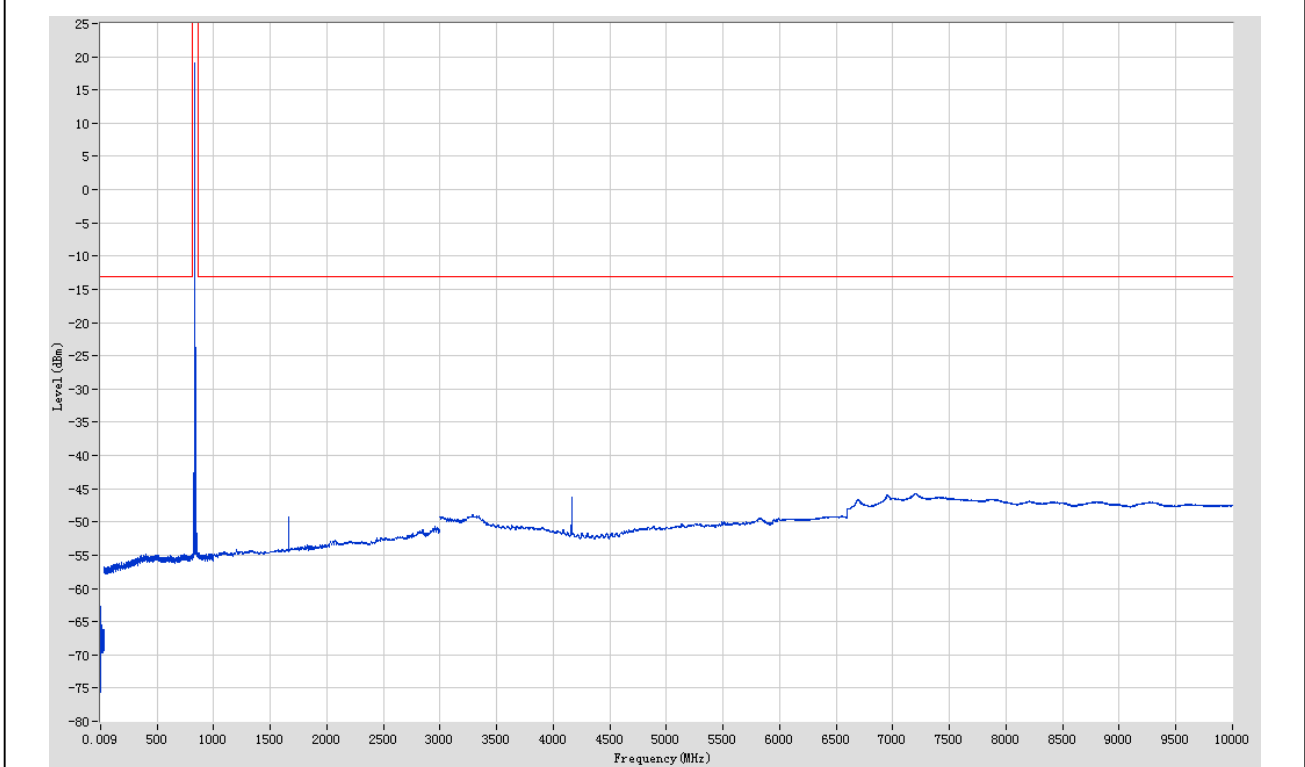
LTE Band 5 16-QAM 10 MHz LCH

Start Frequency (MHz)	Stop Frequency (MHz)	RBW (MHz)	Detector	Frequency (MHz)	Power (dBm)	Limit (dBm)	Verdict	Sweep Point
0.009	0.15	0.001	RMS	0.01	-65.37	-13	Pass	401
0.15	30	0.01	RMS	0.16	-63.2	-13	Pass	2985
30	814	0.1	RMS	401.247	-54.85	-13	Pass	7840
814	860	0.1	RMS	824.623	19.29	60	Pass	460
860	1000	0.1	RMS	865.104	-54.73	-13	Pass	1400
1000	3000	1	RMS	1648.324	-48.82	-13	Pass	2000
3000	10000	1	RMS	7202.6	-45.67	-13	Pass	7000



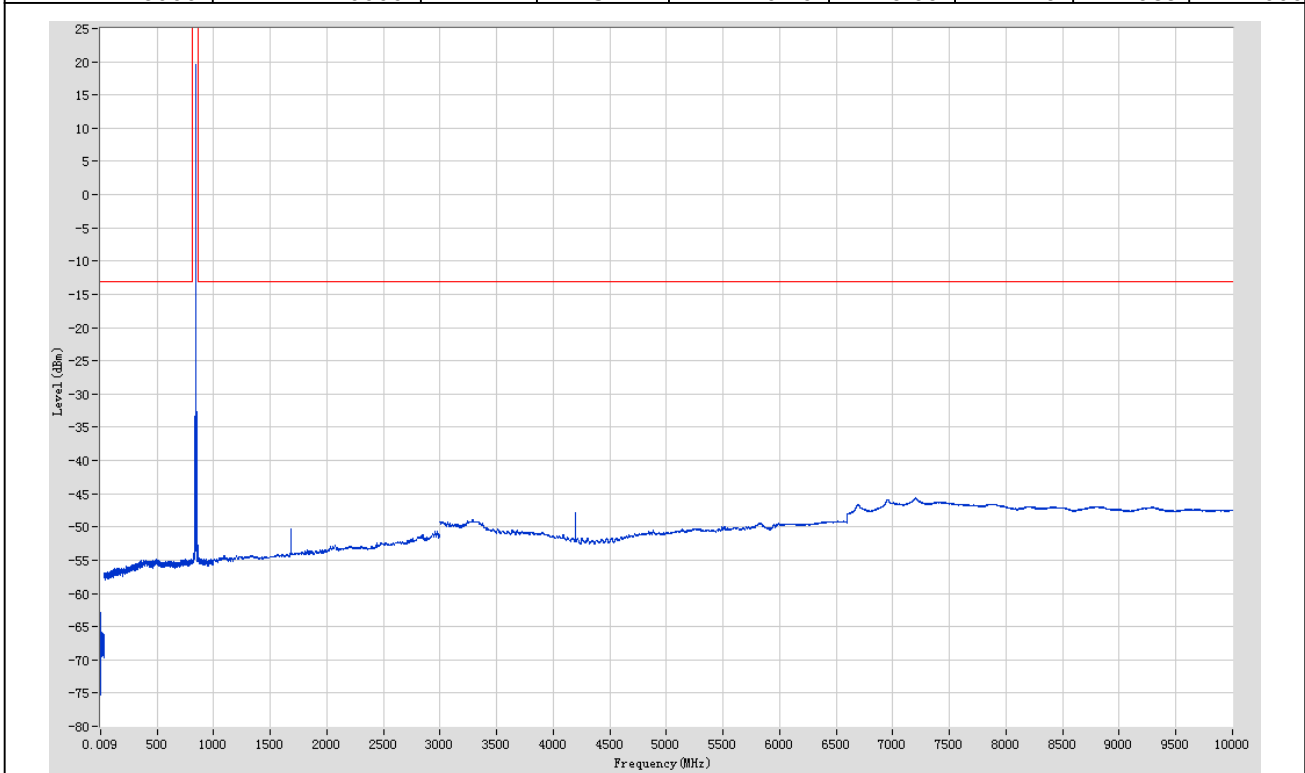
LTE Band 5 16-QAM 10 MHz MCH

Start Frequency (MHz)	Stop Frequency (MHz)	RBW (MHz)	Detector	Frequency (MHz)	Power (dBm)	Limit (dBm)	Verdict	Sweep Point
0.009	0.15	0.001	RMS	0.009705	-64.27	-13	Pass	401
0.15	30	0.01	RMS	0.18001	-62.75	-13	Pass	2985
30	814	0.1	RMS	736.890165	-54.81	-13	Pass	7840
814	860	0.1	RMS	832.139434	19.06	60	Pass	460
860	1000	0.1	RMS	869.106505	-54.72	-13	Pass	1400
1000	3000	1	RMS	1663.33166	-49.27	-13	Pass	2000
3000	10000	1	RMS	7203.60051	-45.68	-13	Pass	7000



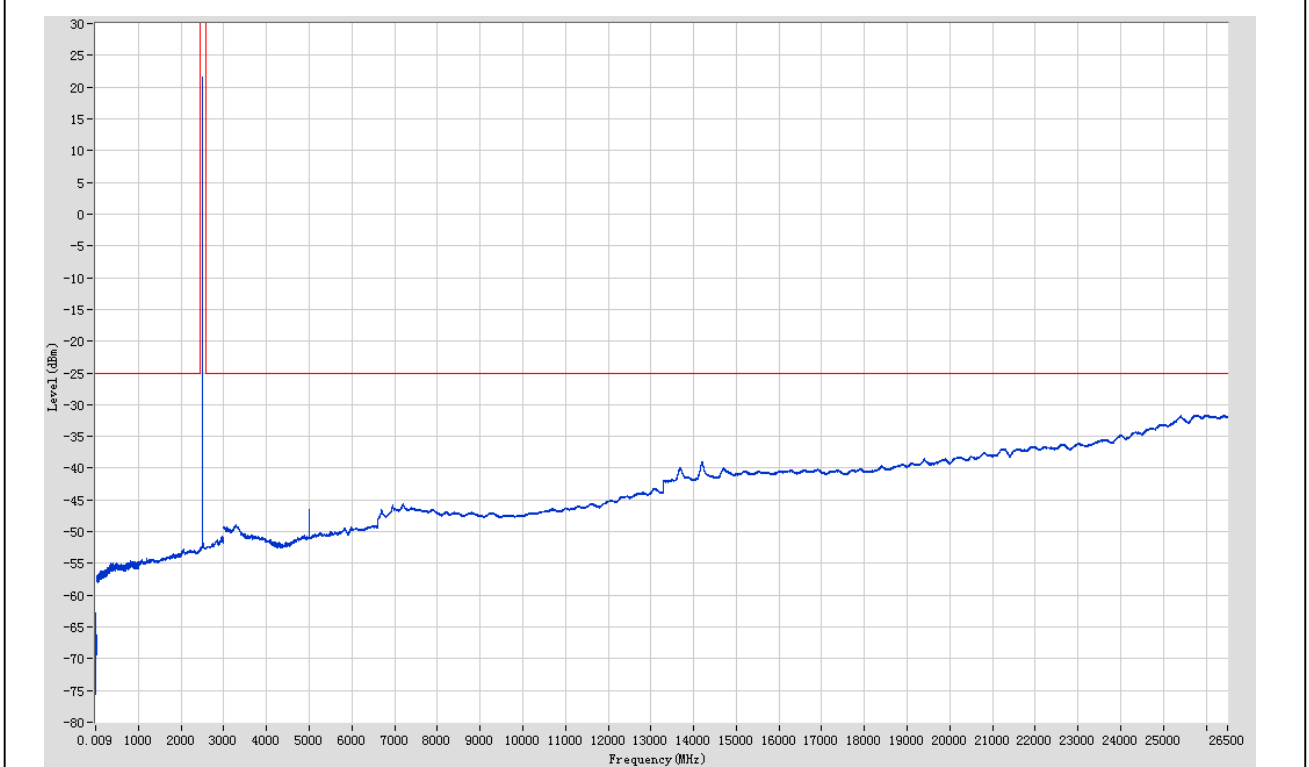
LTE Band 5 16-QAM 10 MHz HCH

Start Frequency (MHz)	Stop Frequency (MHz)	RBW (MHz)	Detector	Frequency (MHz)	Power (dBm)	Limit (dBm)	Verdict	Sweep Point
0.009	0.15	0.001	RMS	0.01	-65.34	-13	Pass	401
0.15	30	0.01	RMS	0.16	-62.9	-13	Pass	2985
30	814	0.1	RMS	804.999	-54.85	-13	Pass	7840
814	860	0.1	RMS	839.556	19.63	60	Pass	460
860	1000	0.1	RMS	866.805	-54.75	-13	Pass	1400
1000	3000	1	RMS	1678.339	-50.22	-13	Pass	2000
3000	10000	1	RMS	7201.6	-45.63	-13	Pass	7000



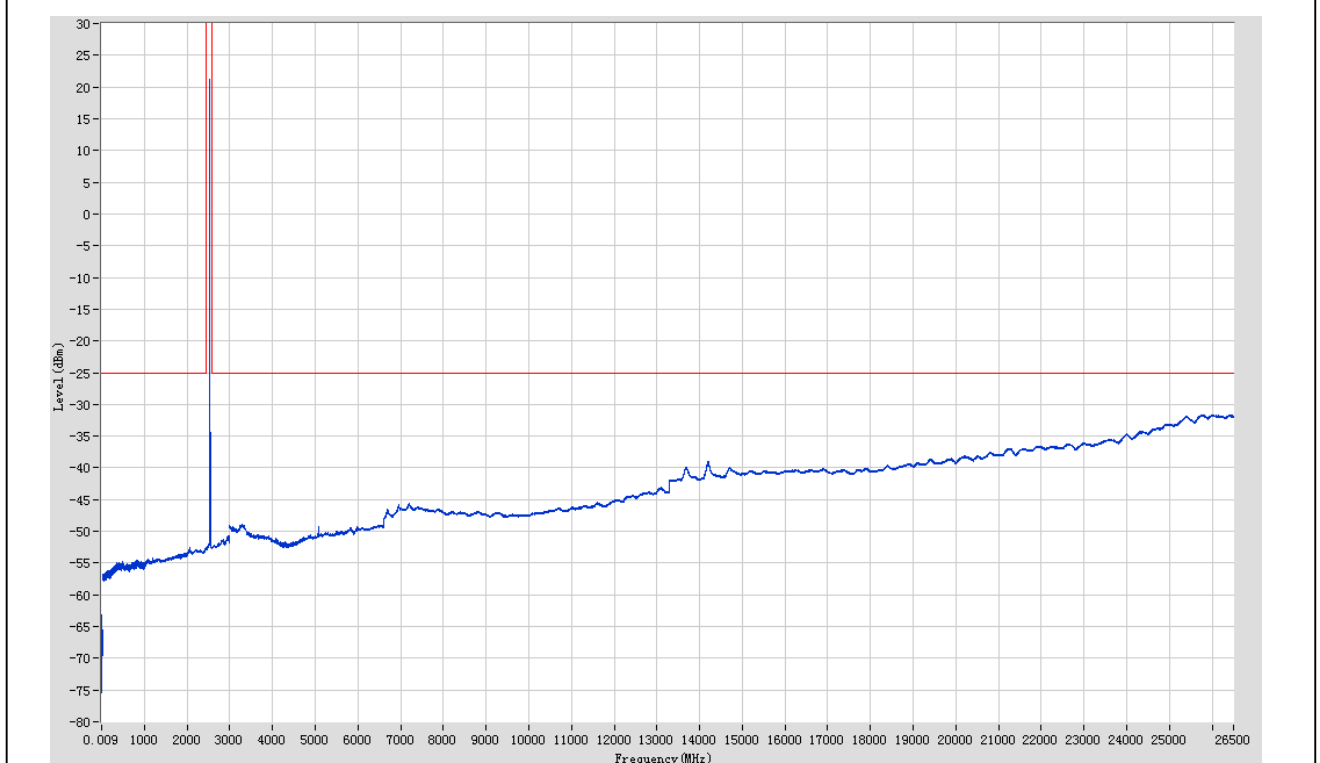
LTE Band 7 QPSK 5 MHz LCH

Start Frequency (MHz)	Stop Frequency (MHz)	RBW (MHz)	Detector	Frequency (MHz)	Power (dBm)	Limit (dBm)	Verdict	Sweep Point
0.009	0.15	0.001	RMS	0.01	-65.53	-25	Pass	401
0.15	30	0.01	RMS	0.16	-62.87	-25	Pass	2985
30	1000	0.1	RMS	822.797	-54.64	-25	Pass	9699
1000	2445	1	RMS	2439.997	-52.51	-25	Pass	14445
2445	2580	1	RMS	2500.013	21.67	60	Pass	401
2580	3000	1	RMS	2955.895	-50.74	-25	Pass	420
3000	12000	1	RMS	11994.994	-45.18	-25	Pass	9000
12000	26500	1	RMS	25786.887	-31.59	-25	Pass	14500



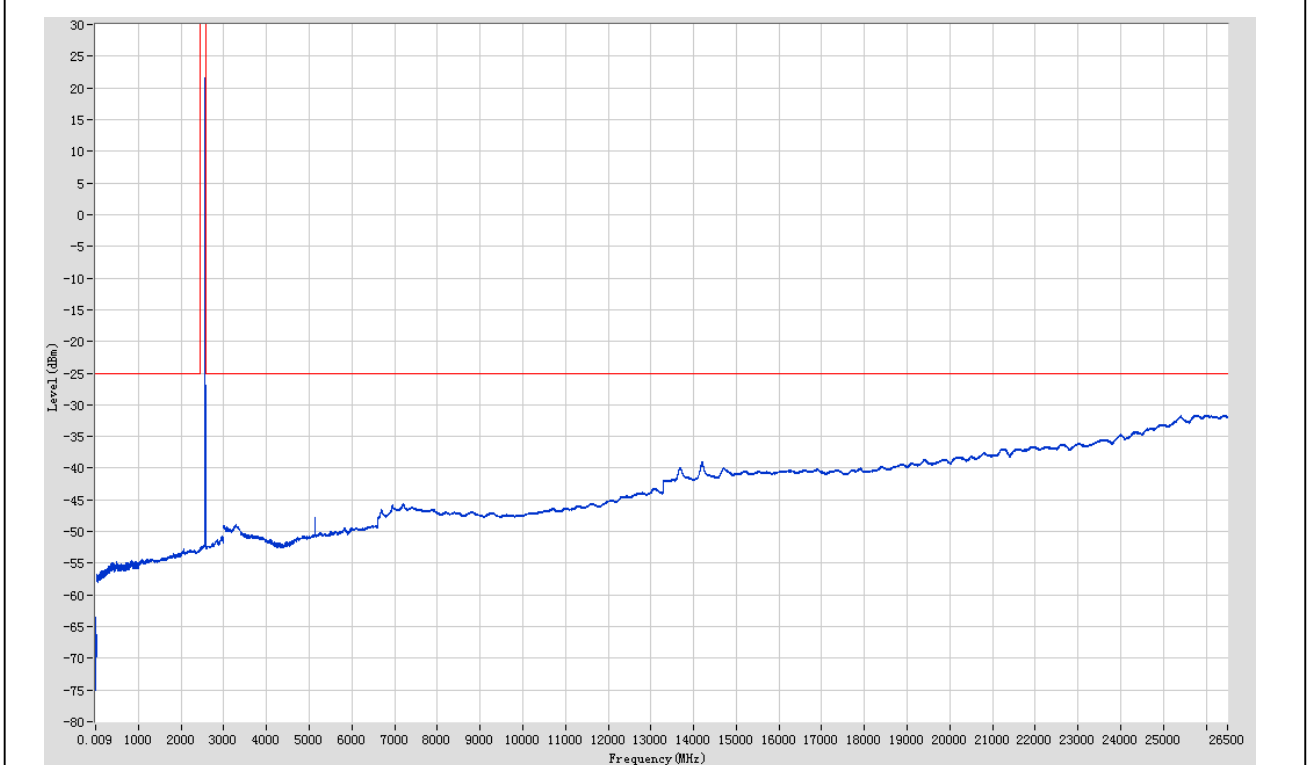
LTE Band 7 QPSK 5 MHz MCH

Start Frequency (MHz)	Stop Frequency (MHz)	RBW (MHz)	Detector	Frequency (MHz)	Path loss (dB)	Limit (dBm)	Verdict	Sweep Point
0.009	0.15	0.001	RMS	0.01	5.82	-25	Pass	401
0.15	30	0.01	RMS	0.2	5.92	-25	Pass	2985
30	1000	0.1	RMS	844.599	8.5	-25	Pass	9699
1000	2445	1	RMS	2439.997	9.82	-25	Pass	1445
2445	2580	1	RMS	2532.75	9.72	60	Pass	401
2580	3000	1	RMS	2955.895	10.55	-25	Pass	420
3000	12000	1	RMS	12000	15	-25	Pass	9000
12000	26500	1	RMS	25786.887	23.27	-25	Pass	14500



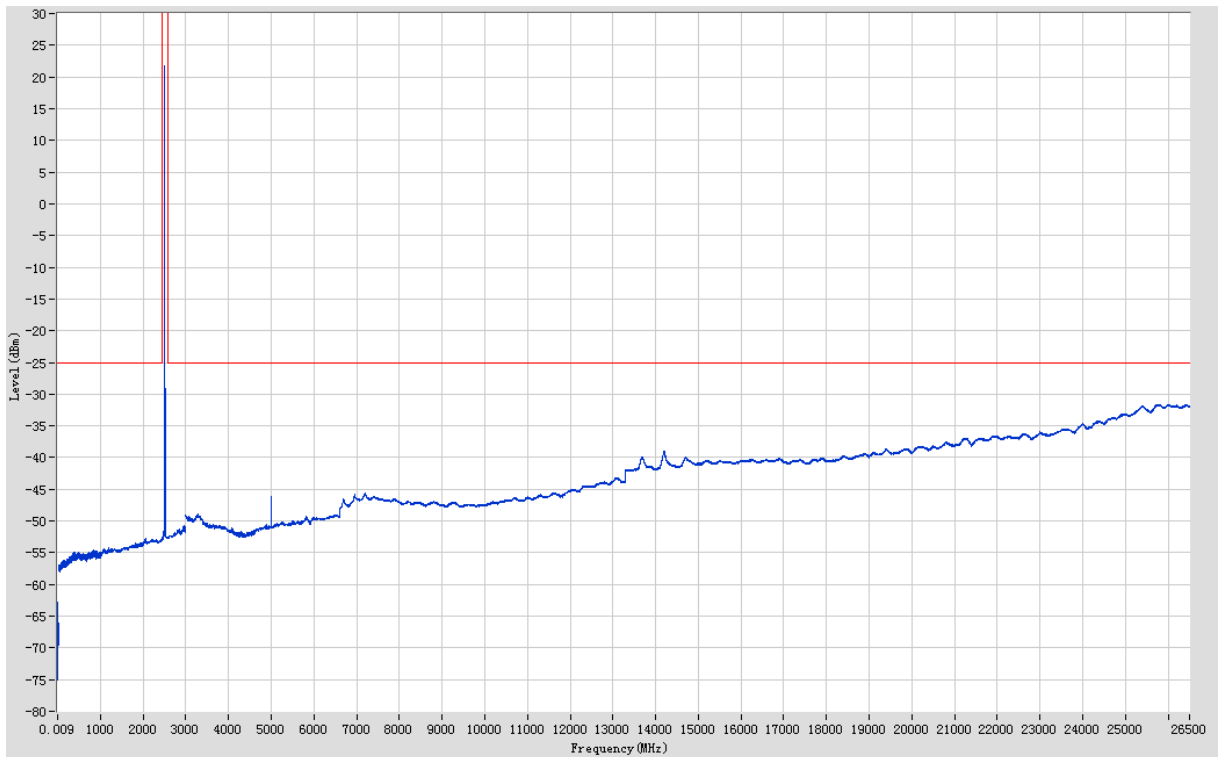
LTE Band 7 QPSK 5 MHz HCH

Start Frequency (MHz)	Stop Frequency (MHz)	RBW (MHz)	Detector	Frequency (MHz)	Power (dBm)	Limit (dBm)	Verdict	Sweep Point
0.009	0.15	0.001	RMS	0.01	-65.4	-25	Pass	401
0.15	30	0.01	RMS	0.15	-63.46	-25	Pass	2985
30	1000	0.1	RMS	840.799	-54.51	-25	Pass	9699
1000	2445	1	RMS	2439.997	-52.5	-25	Pass	14445
2445	2580	1	RMS	2565.15	21.51	60	Pass	401
2580	3000	1	RMS	2955.895	-50.72	-25	Pass	420
3000	12000	1	RMS	11996.996	-45.19	-25	Pass	9000
12000	26500	1	RMS	25764.883	-31.6	-25	Pass	14500



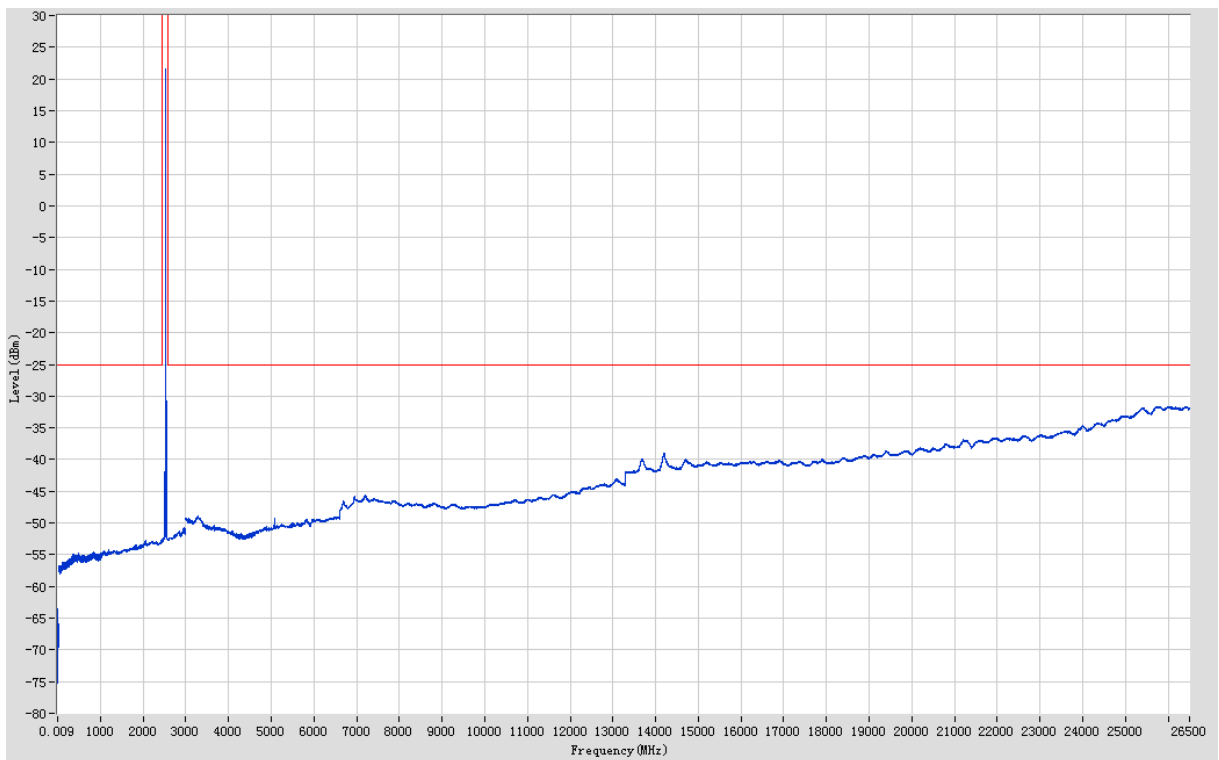
LTE Band 7 QPSK 10 MHz LCH

Start Frequency (MHz)	Stop Frequency (MHz)	RBW (MHz)	Detector	Frequency (MHz)	Power (dBm)	Limit (dBm)	Verdict	Sweep Point
0.009	0.15	0.001	RMS	0.009	-64.93	-25	Pass	401
0.15	30	0.01	RMS	0.16	-62.87	-25	Pass	2985
30	1000	0.1	RMS	841.199	-54.65	-25	Pass	9699
1000	2445	1	RMS	2439.997	-52.62	-25	Pass	1445
2445	2580	1	RMS	2500.35	21.74	60	Pass	401
2580	3000	1	RMS	2955.895	-50.72	-25	Pass	420
3000	12000	1	RMS	11998.999	-45.18	-25	Pass	9000
12000	26500	1	RMS	25773.885	-31.63	-25	Pass	14500



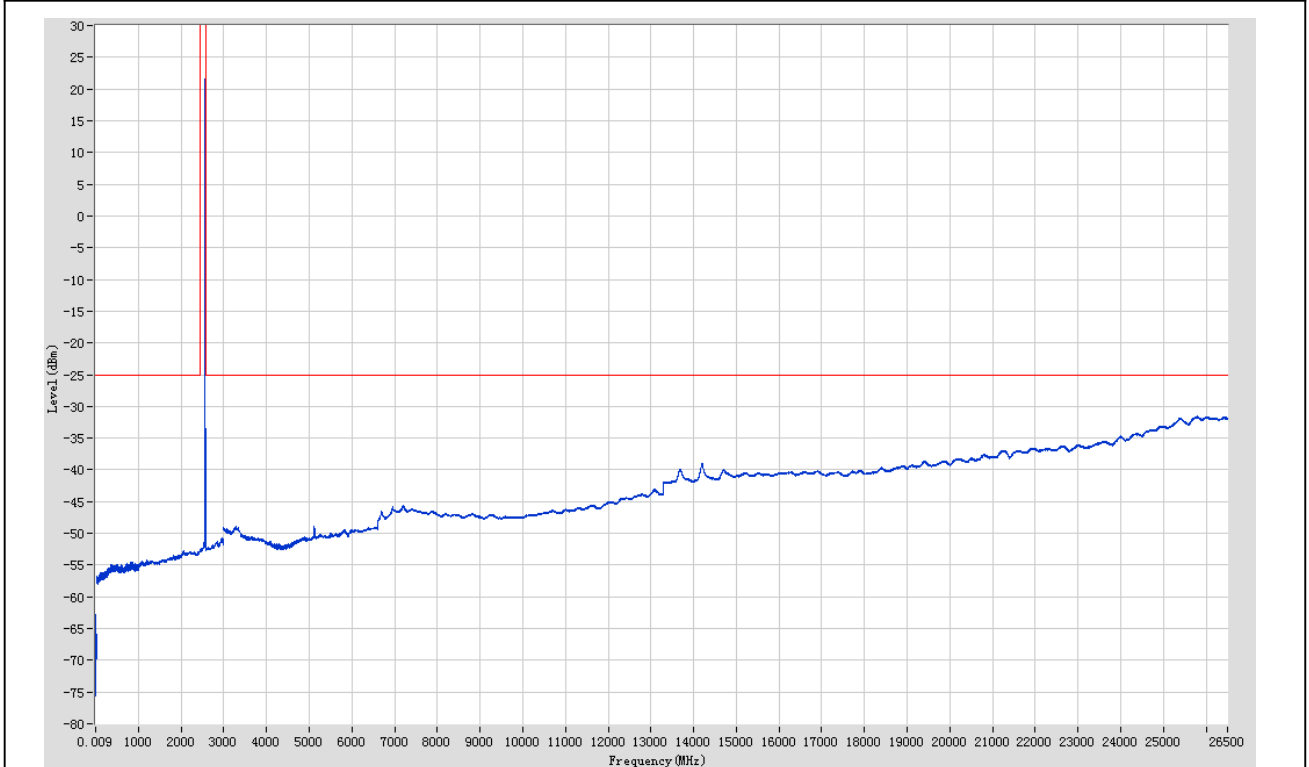
LTE Band 7 QPSK 10 MHz MCH

Start Frequency (MHz)	Stop Frequency (MHz)	RBW (MHz)	Detector	Frequency (MHz)	Power (dBm)	Limit (dBm)	Verdict	Sweep Point
0.009	0.15	0.001	RMS	0.01	-64.5	-25	Pass	401
0.15	30	0.01	RMS	0.24	-63.44	-25	Pass	2985
30	1000	0.1	RMS	844.399	-54.58	-25	Pass	9699
1000	2445	1	RMS	2439.997	-52.51	-25	Pass	1445
2445	2580	1	RMS	2530.388	21.5	60	Pass	401
2580	3000	1	RMS	2955.895	-50.7	-25	Pass	420
3000	12000	1	RMS	11991.99	-45.18	-25	Pass	9000
12000	26500	1	RMS	25802.889	-31.63	-25	Pass	14500



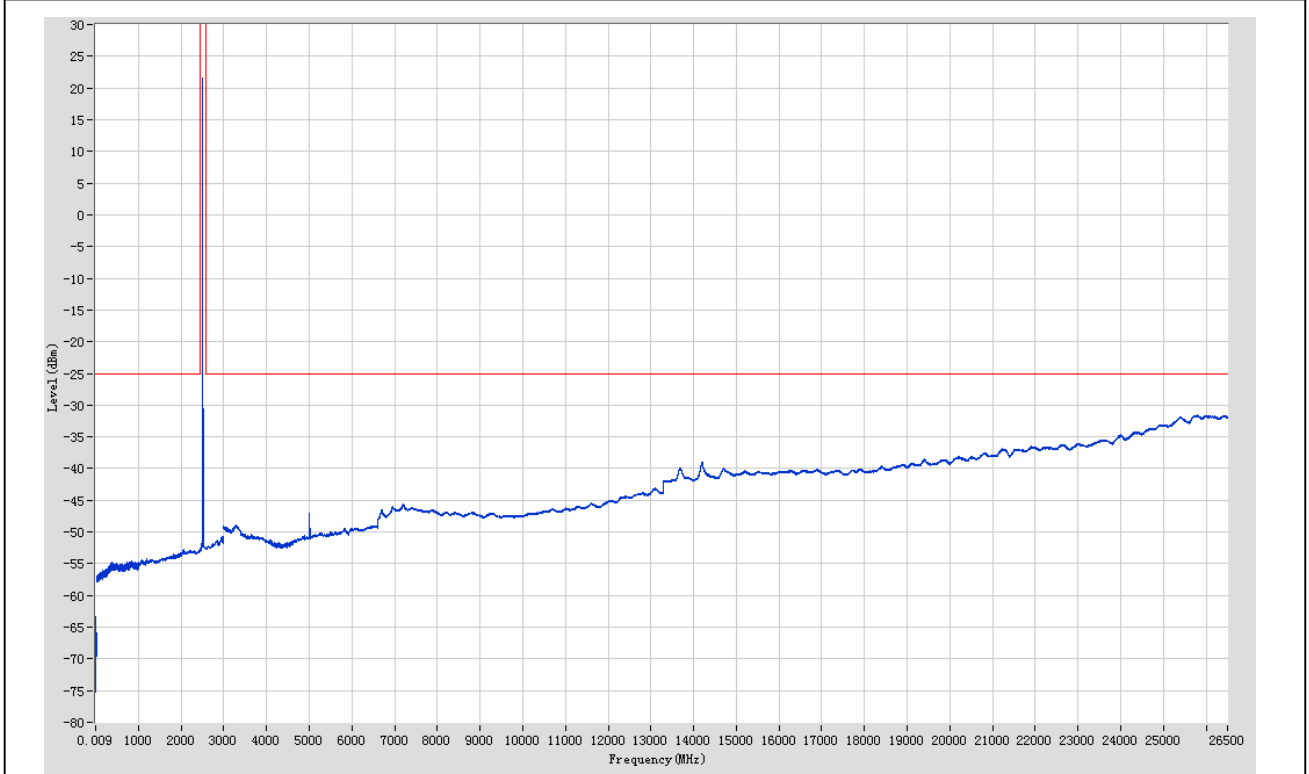
LTE Band 7 QPSK 10 MHz HCH

Start Frequency (MHz)	Stop Frequency (MHz)	RBW (MHz)	Detector	Frequency (MHz)	Power (dBm)	Limit (dBm)	Verdict	Sweep Point
0.009	0.15	0.001	RMS	0.01	-64.87	-25	Pass	401
0.15	30	0.01	RMS	0.28	-62.78	-25	Pass	2985
30	1000	0.1	RMS	843.699	-54.55	-25	Pass	9699
1000	2445	1	RMS	2439.997	-52.59	-25	Pass	14445
2445	2580	1	RMS	2560.425	21.54	60	Pass	401
2580	3000	1	RMS	2955.895	-50.68	-25	Pass	420
3000	12000	1	RMS	11992.991	-45.11	-25	Pass	9000
12000	26500	1	RMS	25792.888	-31.59	-25	Pass	14500



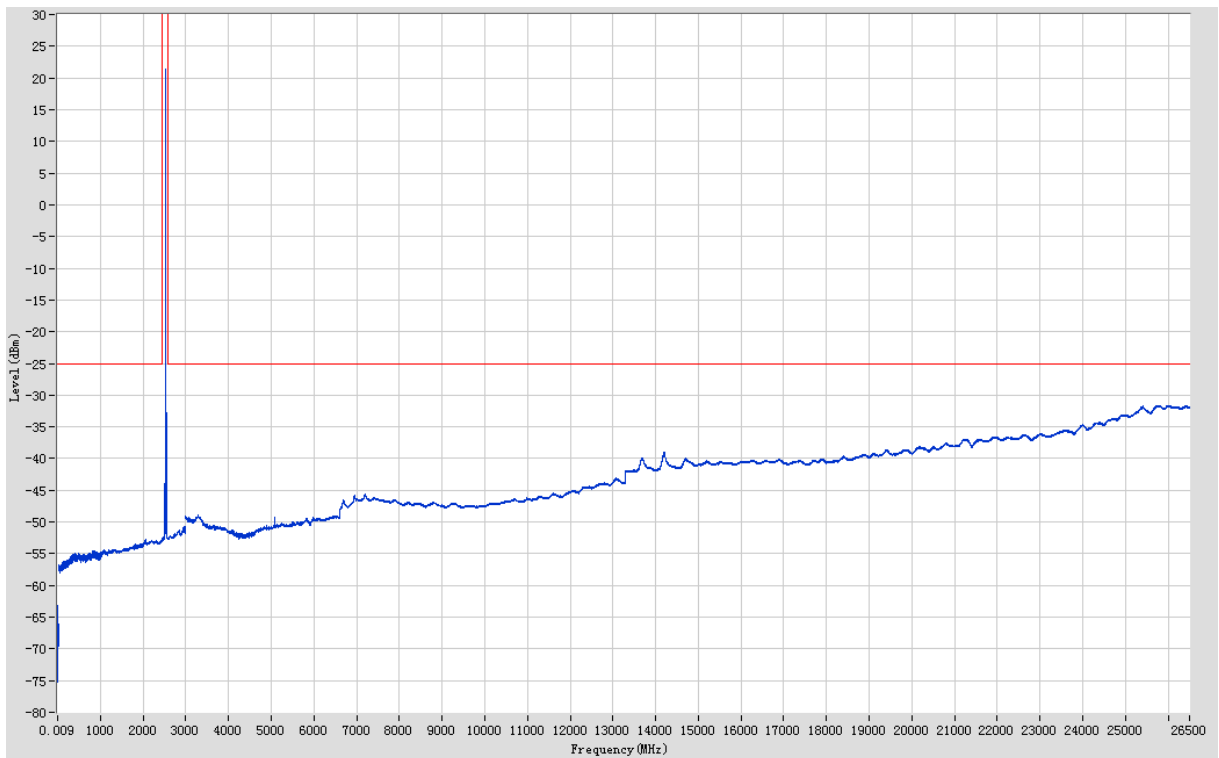
LTE Band 7 QPSK 15 MHz LCH

Start Frequency (MHz)	Stop Frequency (MHz)	RBW (MHz)	Detector	Frequency (MHz)	Power (dBm)	Limit (dBm)	Verdict	Sweep Point
0.009	0.15	0.001	RMS	0.01	-64.44	-25	Pass	401
0.15	30	0.01	RMS	0.19	-63.33	-25	Pass	2985
30	1000	0.1	RMS	842.299	-54.51	-25	Pass	9699
1000	2445	1	RMS	2439.997	-52.63	-25	Pass	1445
2445	2580	1	RMS	2500.688	21.64	60	Pass	401
2580	3000	1	RMS	2954.893	-50.7	-25	Pass	420
3000	12000	1	RMS	11994.994	-45.15	-25	Pass	9000
12000	26500	1	RMS	25796.889	-31.57	-25	Pass	14500



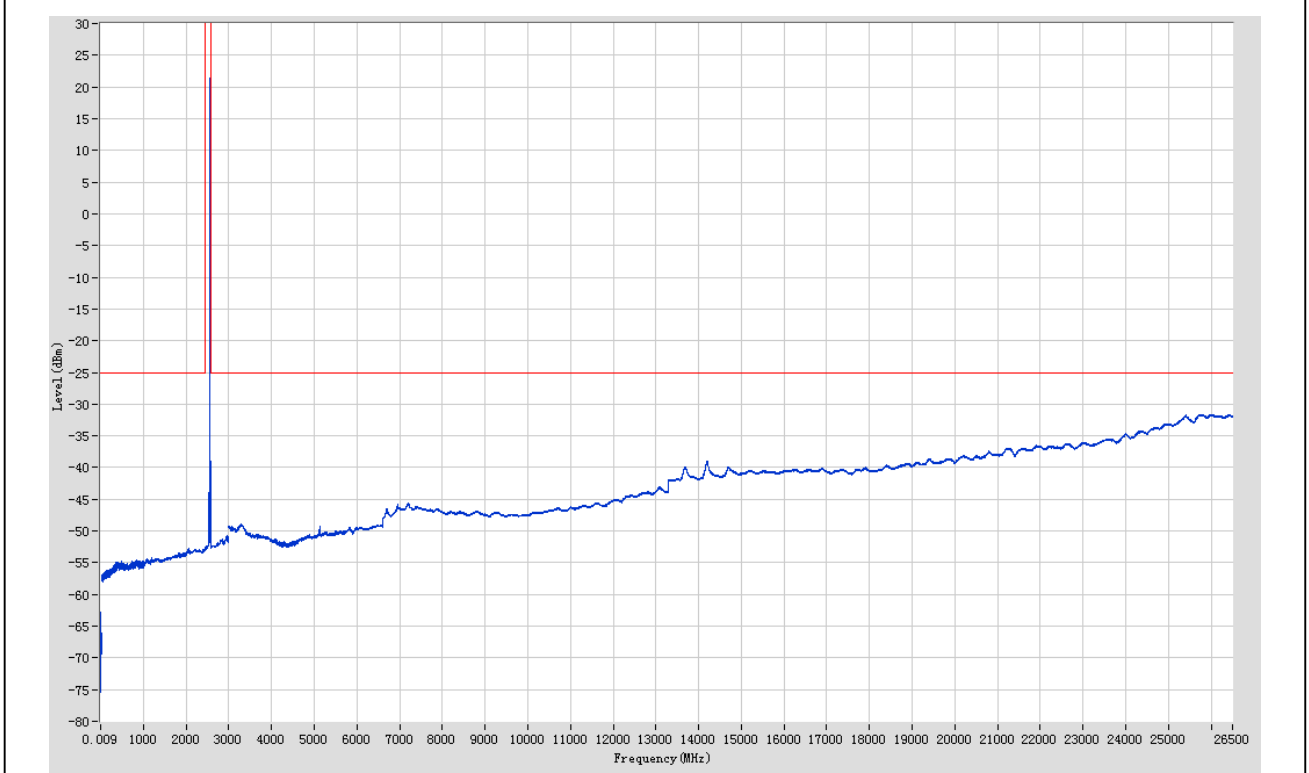
LTE Band 7 QPSK 15 MHz MCH

Start Frequency (MHz)	Stop Frequency (MHz)	RBW (MHz)	Detector	Frequency (MHz)	Power (dBm)	Limit (dBm)	Verdict	Sweep Point
0.009	0.15	0.001	RMS	0.009	-65.04	-25	Pass	401
0.15	30	0.01	RMS	0.19	-63.24	-25	Pass	2985
30	1000	0.1	RMS	845.9	-54.6	-25	Pass	9699
1000	2445	1	RMS	2439.997	-52.6	-25	Pass	1445
2445	2580	1	RMS	2528.025	21.34	60	Pass	401
2580	3000	1	RMS	2955.895	-50.71	-25	Pass	420
3000	12000	1	RMS	11992.991	-45.21	-25	Pass	9000
12000	26500	1	RMS	25797.889	-31.59	-25	Pass	14500



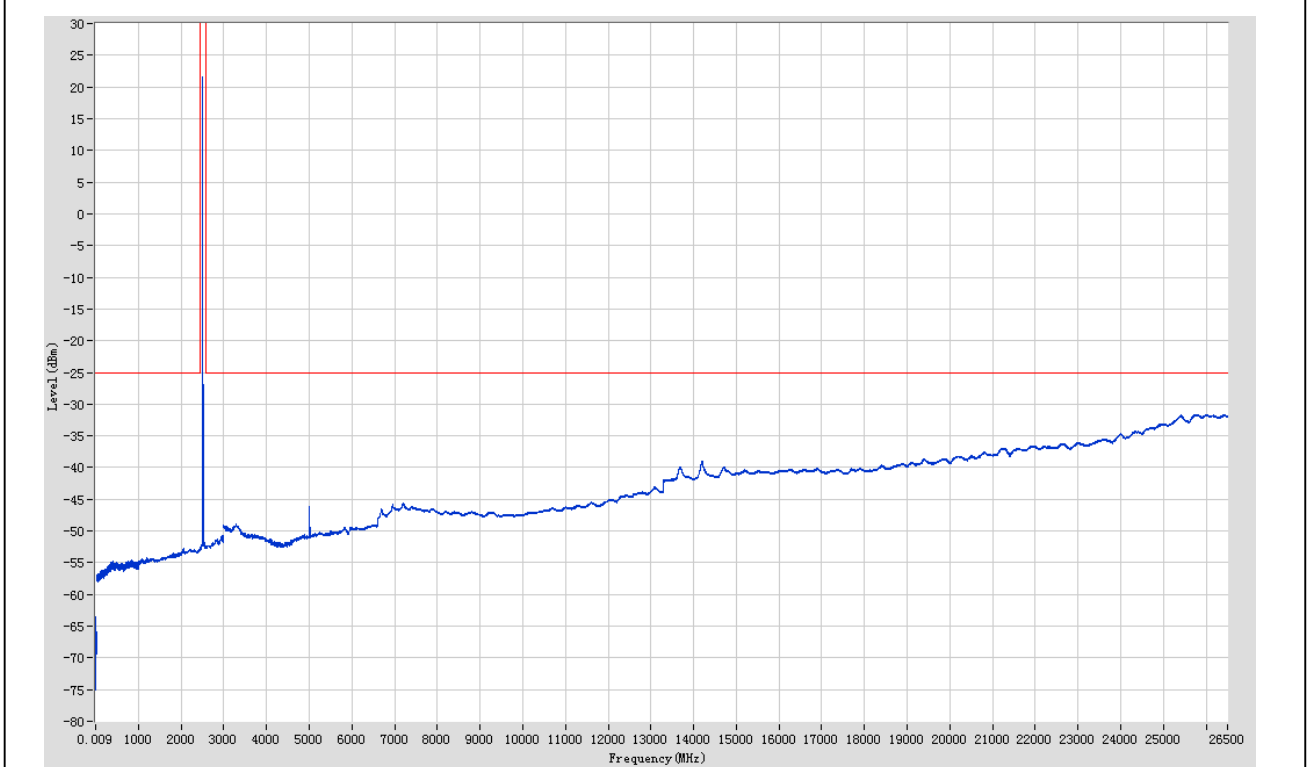
LTE Band 7 QPSK 15 MHz HCH

Start Frequency (MHz)	Stop Frequency (MHz)	RBW (MHz)	Detector	Frequency (MHz)	Power (dBm)	Limit (dBm)	Verdict	Sweep Point
0.009	0.15	0.001	RMS	0.009	-64.92	-25	Pass	401
0.15	30	0.01	RMS	0.21	-62.76	-25	Pass	2985
30	1000	0.1	RMS	849	-54.59	-25	Pass	9699
1000	2445	1	RMS	2439.997	-52.53	-25	Pass	1445
2445	2580	1	RMS	2555.7	21.46	60	Pass	401
2580	3000	1	RMS	2582.005	-38.99	-25	Pass	420
3000	12000	1	RMS	11992.991	-45.15	-25	Pass	9000
12000	26500	1	RMS	25781.886	-31.61	-25	Pass	14500



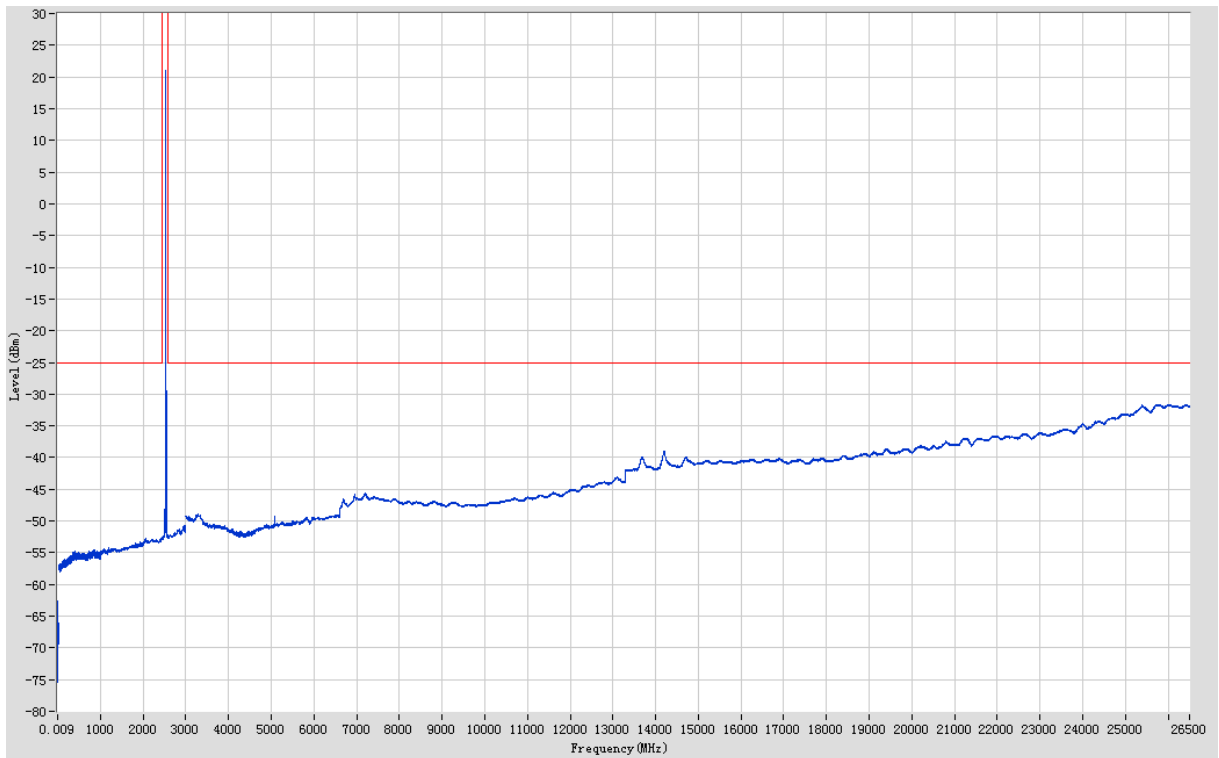
LTE Band 7 QPSK 20 MHz LCH

Start Frequency (MHz)	Stop Frequency (MHz)	RBW (MHz)	Detector	Frequency (MHz)	Power (dBm)	Limit (dBm)	Verdict	Sweep Point
0.009	0.15	0.001	RMS	0.01	-64.68	-25	Pass	401
0.15	30	0.01	RMS	0.21	-63.55	-25	Pass	2985
30	1000	0.1	RMS	844.799	-54.62	-25	Pass	9699
1000	2445	1	RMS	2439.997	-52.5	-25	Pass	1445
2445	2580	1	RMS	2500.688	21.59	60	Pass	401
2580	3000	1	RMS	2955.895	-50.71	-25	Pass	420
3000	12000	1	RMS	11991.99	-45.15	-25	Pass	9000
12000	26500	1	RMS	25763.883	-31.59	-25	Pass	14500



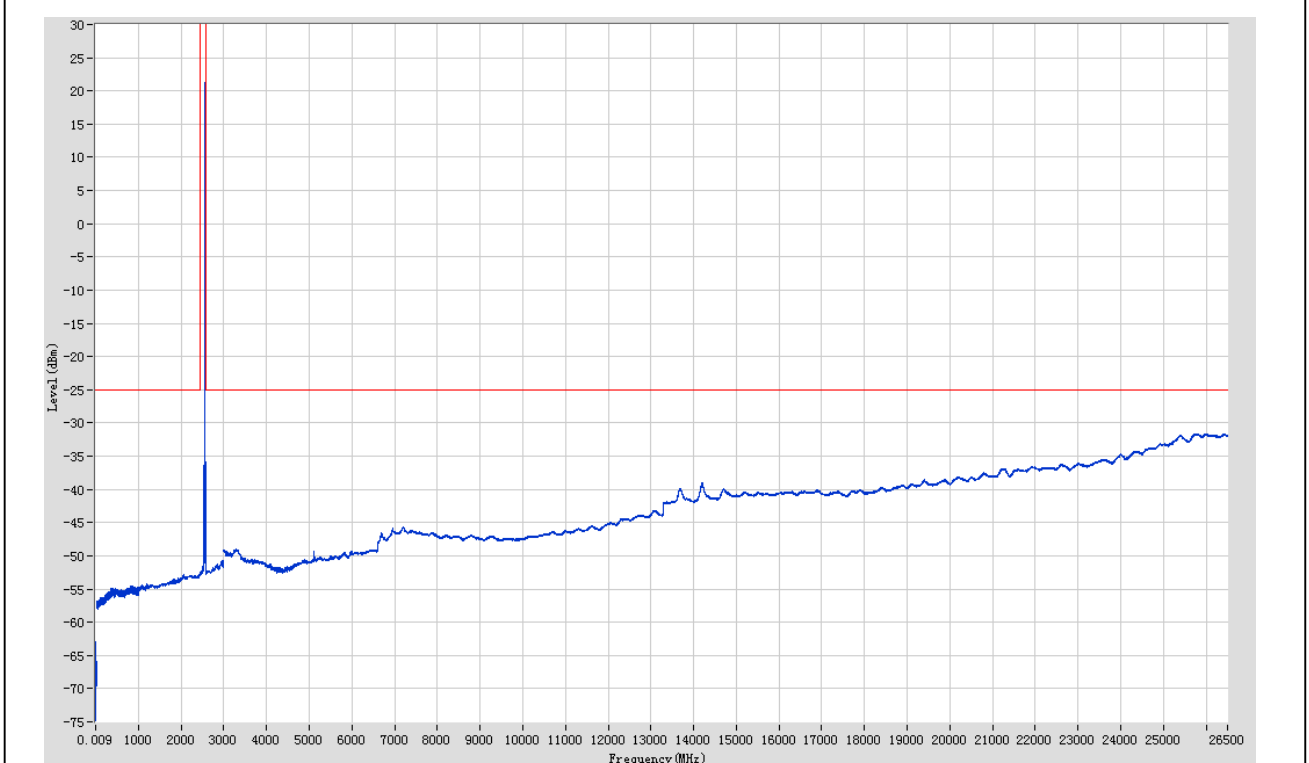
LTE Band 7 QPSK 20 MHz MCH

Start Frequency (MHz)	Stop Frequency (MHz)	RBW (MHz)	Detector	Frequency (MHz)	Power (dBm)	Limit (dBm)	Verdict	Sweep Point
0.009	0.15	0.001	RMS	0.01	-65.03	-25	Pass	401
0.15	30	0.01	RMS	0.15	-62.62	-25	Pass	2985
30	1000	0.1	RMS	849.801	-54.59	-25	Pass	9699
1000	2445	1	RMS	2439.997	-52.54	-25	Pass	1445
2445	2580	1	RMS	2525.663	21.11	60	Pass	401
2580	3000	1	RMS	2954.893	-50.69	-25	Pass	420
3000	12000	1	RMS	11992.991	-45.13	-25	Pass	9000
12000	26500	1	RMS	25777.886	-31.63	-25	Pass	14500



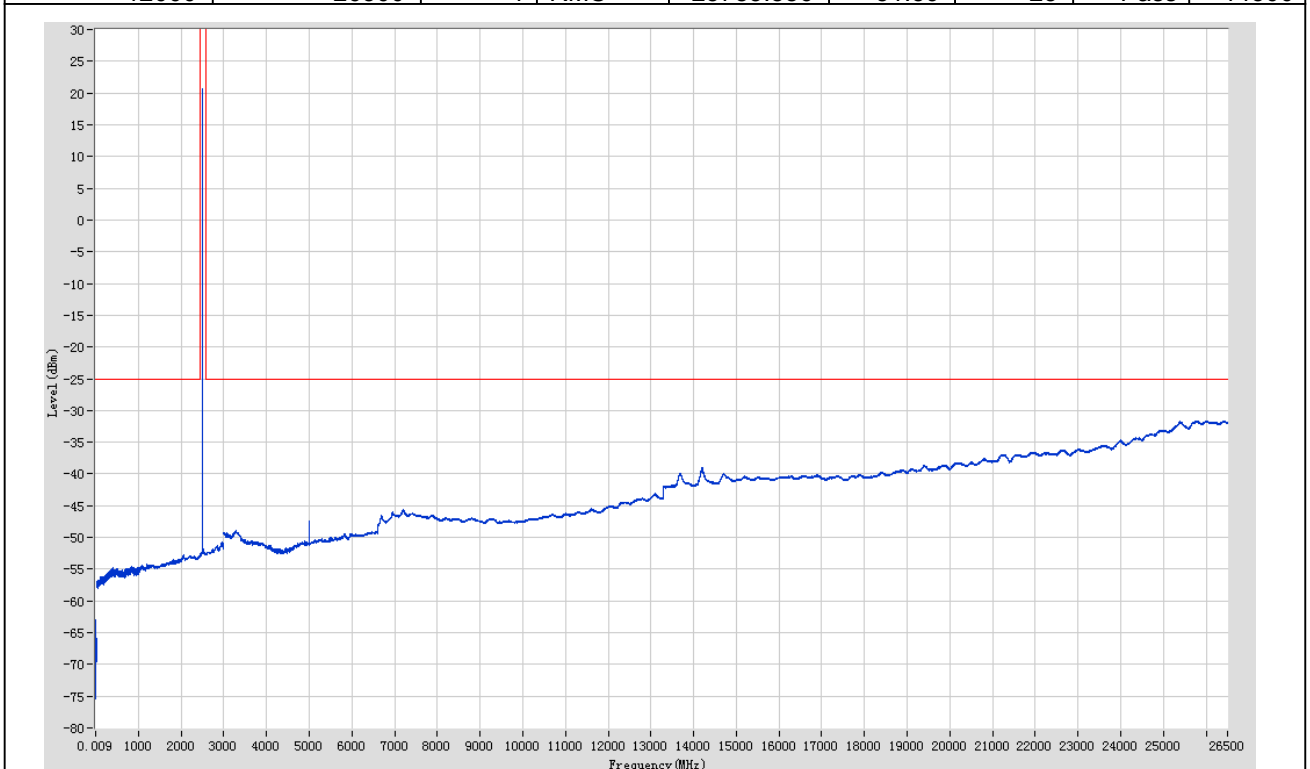
LTE Band 7 QPSK 20 MHz HCH

Start Frequency (MHz)	Stop Frequency (MHz)	RBW (MHz)	Detector	Frequency (MHz)	Power (dBm)	Limit (dBm)	Verdict	Sweep Point
0.009	0.15	0.001	RMS	0.009	-64.36	-25	Pass	401
0.15	30	0.01	RMS	0.28	-62.97	-25	Pass	2985
30	1000	0.1	RMS	826.197	-54.58	-25	Pass	9699
1000	2445	1	RMS	2439.997	-52.47	-25	Pass	1445
2445	2580	1	RMS	2550.975	21.31	60	Pass	401
2580	3000	1	RMS	2586.014	-38.64	-25	Pass	420
3000	12000	1	RMS	11980.976	-45.18	-25	Pass	9000
12000	26500	1	RMS	25765.884	-31.65	-25	Pass	14500



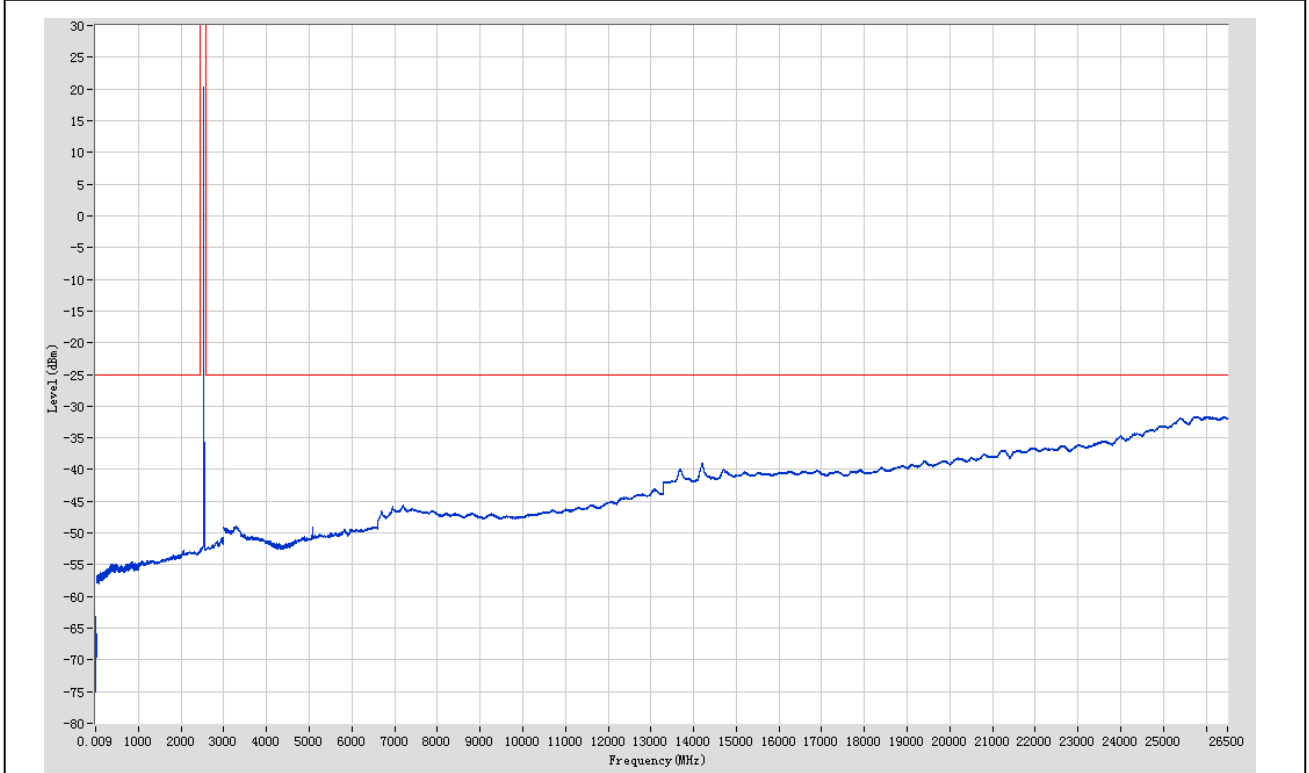
LTE Band 7 16-QAM 5 MHz LCH

Start Frequency (MHz)	Stop Frequency (MHz)	RBW (MHz)	Detector	Frequency (MHz)	Power (dBm)	Limit (dBm)	Verdict	Sweep Point
0.009	0.15	0.001	RMS	0.011	-65.62	-25	Pass	401
0.15	30	0.01	RMS	0.15	-62.95	-25	Pass	2985
30	1000	0.1	RMS	839.799	-54.56	-25	Pass	9699
1000	2445	1	RMS	2439.997	-52.58	-25	Pass	14445
2445	2580	1	RMS	2500.013	20.72	60	Pass	401
2580	3000	1	RMS	2955.895	-50.72	-25	Pass	420
3000	12000	1	RMS	11994.994	-45.19	-25	Pass	9000
12000	26500	1	RMS	25783.886	-31.59	-25	Pass	14500



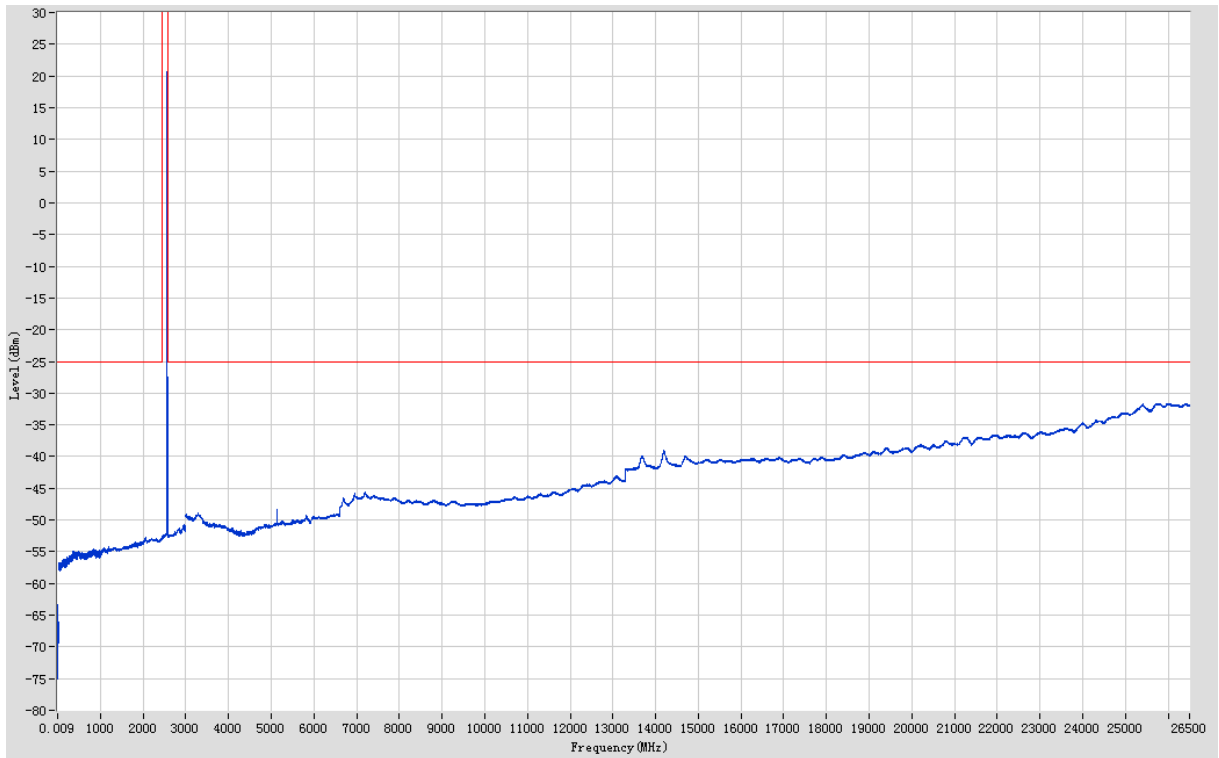
LTE Band 7 16-QAM 5 MHz MCH

Start Frequency (MHz)	Stop Frequency (MHz)	RBW (MHz)	Detector	Frequency (MHz)	Power (dBm)	Limit (dBm)	Verdict	Sweep Point
0.009	0.15	0.001	RMS	0.01	-65.25	-25	Pass	401
0.15	30	0.01	RMS	0.16	-63.11	-25	Pass	2985
30	1000	0.1	RMS	841.099	-54.55	-25	Pass	9699
1000	2445	1	RMS	2439.997	-52.47	-25	Pass	1445
2445	2580	1	RMS	2532.413	20.27	60	Pass	401
2580	3000	1	RMS	2955.895	-50.69	-25	Pass	420
3000	12000	1	RMS	11992.991	-45.16	-25	Pass	9000
12000	26500	1	RMS	25775.885	-31.62	-25	Pass	14500



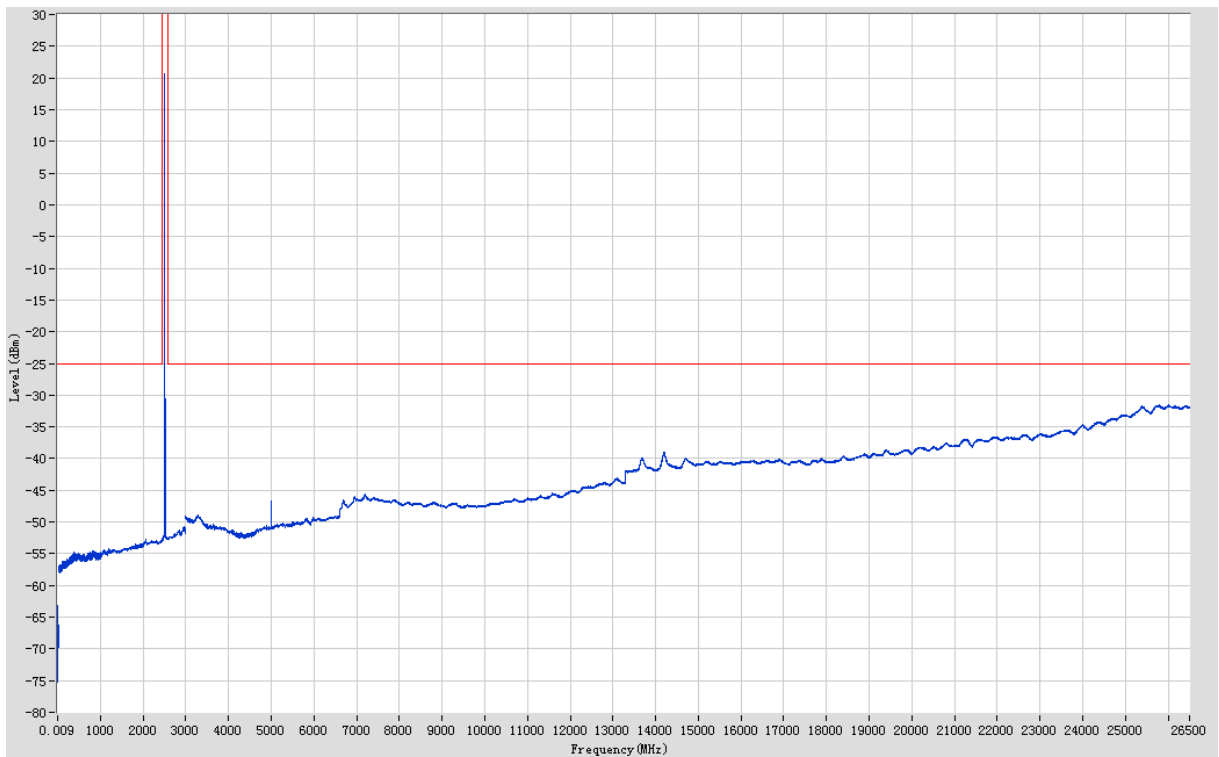
LTE Band 7 16-QAM 5 MHz HCH

Start Frequency (MHz)	Stop Frequency (MHz)	RBW (MHz)	Detector	Frequency (MHz)	Power (dBm)	Limit (dBm)	Verdict	Sweep Point
0.009	0.15	0.001	RMS	0.011	-64.97	-25	Pass	401
0.15	30	0.01	RMS	0.16	-63.33	-25	Pass	2985
30	1000	0.1	RMS	844.699	-54.55	-25	Pass	9699
1000	2445	1	RMS	2439.997	-52.59	-25	Pass	1445
2445	2580	1	RMS	2565.15	20.65	60	Pass	401
2580	3000	1	RMS	2955.895	-50.73	-25	Pass	420
3000	12000	1	RMS	12000	-45.17	-25	Pass	9000
12000	26500	1	RMS	25791.888	-31.65	-25	Pass	14500



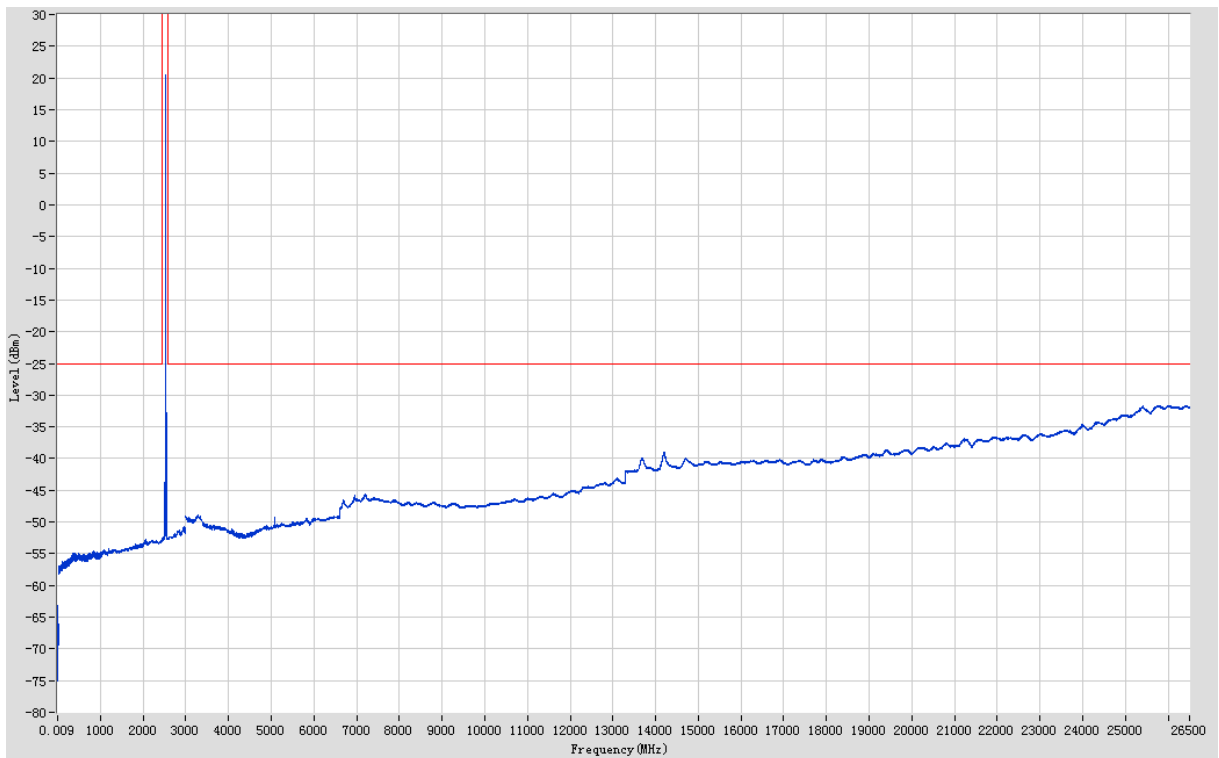
LTE Band 7 16-QAM 10 MHz LCH

Start Frequency (MHz)	Stop Frequency (MHz)	RBW (MHz)	Detector	Frequency (MHz)	Power (dBm)	Limit (dBm)	Verdict	Sweep Point
0.009	0.15	0.001	RMS	0.01	-65.53	-25	Pass	401
0.15	30	0.01	RMS	0.2	-63.14	-25	Pass	2985
30	1000	0.1	RMS	840.399	-54.51	-25	Pass	9699
1000	2445	1	RMS	2439.997	-52.61	-25	Pass	1445
2445	2580	1	RMS	2500.35	20.73	60	Pass	401
2580	3000	1	RMS	2955.895	-50.72	-25	Pass	420
3000	12000	1	RMS	11996.996	-45.13	-25	Pass	9000
12000	26500	1	RMS	25801.889	-31.56	-25	Pass	14500



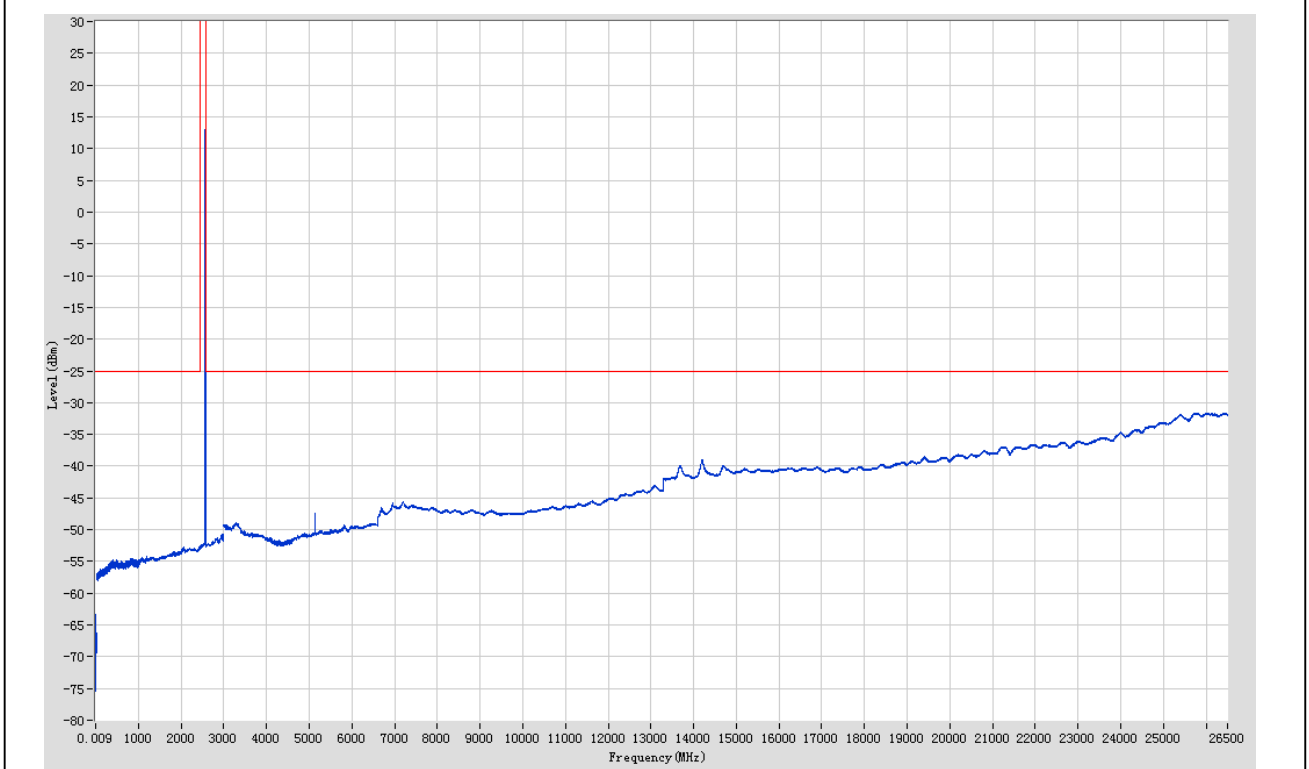
LTE Band 7 16-QAM 10 MHz MCH

Start Frequency (MHz)	Stop Frequency (MHz)	RBW (MHz)	Detector	Frequency (MHz)	Power (dBm)	Limit (dBm)	Verdict	Sweep Point
0.009	0.15	0.001	RMS	0.01	-64.45	-25	Pass	401
0.15	30	0.01	RMS	0.2	-63.1	-25	Pass	2985
30	1000	0.1	RMS	837.699	-54.54	-25	Pass	9699
1000	2445	1	RMS	2439.997	-52.63	-25	Pass	1445
2445	2580	1	RMS	2530.388	20.43	60	Pass	401
2580	3000	1	RMS	2954.893	-50.71	-25	Pass	420
3000	12000	1	RMS	11998.999	-45.18	-25	Pass	9000
12000	26500	1	RMS	26025.925	-31.64	-25	Pass	14500



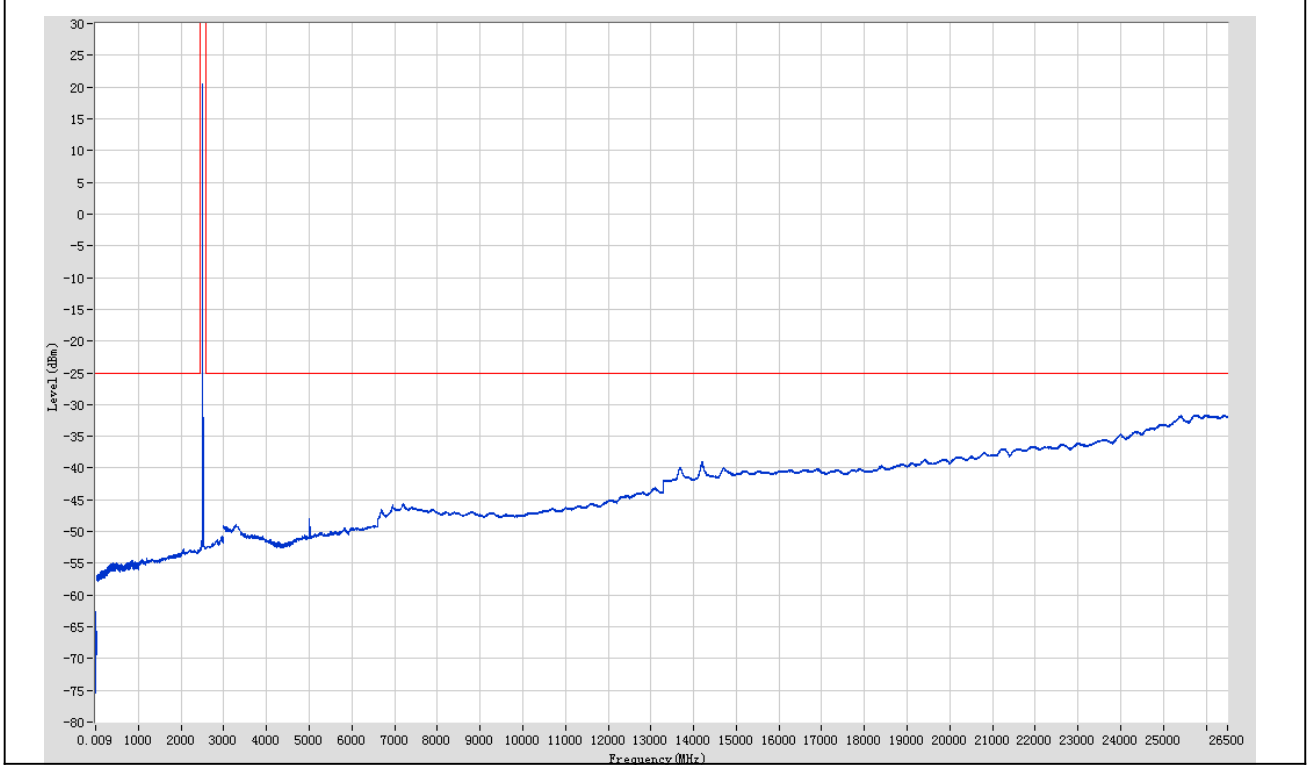
LTE Band 7 16-QAM 10 MHz HCH

Start Frequency (MHz)	Stop Frequency (MHz)	RBW (MHz)	Detector	Frequency (MHz)	Power (dBm)	Limit (dBm)	Verdict	Sweep Point
0.009	0.15	0.001	RMS	0.01	-65.26	-25	Pass	401
0.15	30	0.01	RMS	0.15	-63.29	-25	Pass	2985
30	1000	0.1	RMS	840.499	-54.49	-25	Pass	9699
1000	2445	1	RMS	2439.997	-52.5	-25	Pass	14445
2445	2580	1	RMS	2569.2	20.56	60	Pass	401
2580	3000	1	RMS	2586.014	-49.35	-25	Pass	420
3000	12000	1	RMS	11997.998	-45.15	-25	Pass	9000
12000	26500	1	RMS	25812.891	-31.62	-25	Pass	14500



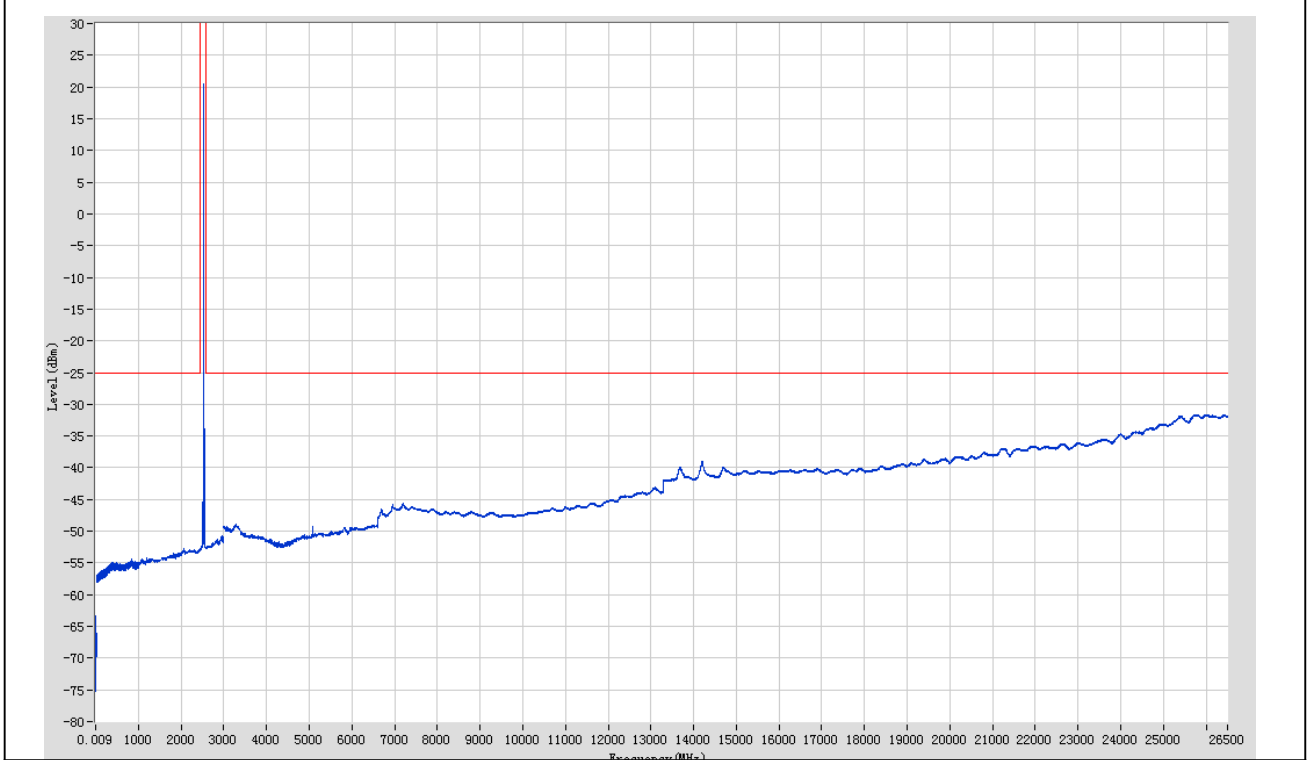
LTE Band 7 16-QAM 15 MHz LCH

Start Frequency (MHz)	Stop Frequency (MHz)	RBW (MHz)	Detector	Frequency (MHz)	Power (dBm)	Limit (dBm)	Verdict	Sweep Point
0.009	0.15	0.001	RMS	0.009	-65	-25	Pass	401
0.15	30	0.01	RMS	0.17	-62.7	-25	Pass	2985
30	1000	0.1	RMS	865.422	-54.56	-25	Pass	9699
1000	2445	1	RMS	2439.997	-52.49	-25	Pass	1445
2445	2580	1	RMS	2500.688	20.41	60	Pass	401
2580	3000	1	RMS	2955.895	-50.7	-25	Pass	420
3000	12000	1	RMS	11996.996	-45.18	-25	Pass	9000
12000	26500	1	RMS	26425.988	-31.61	-25	Pass	14500



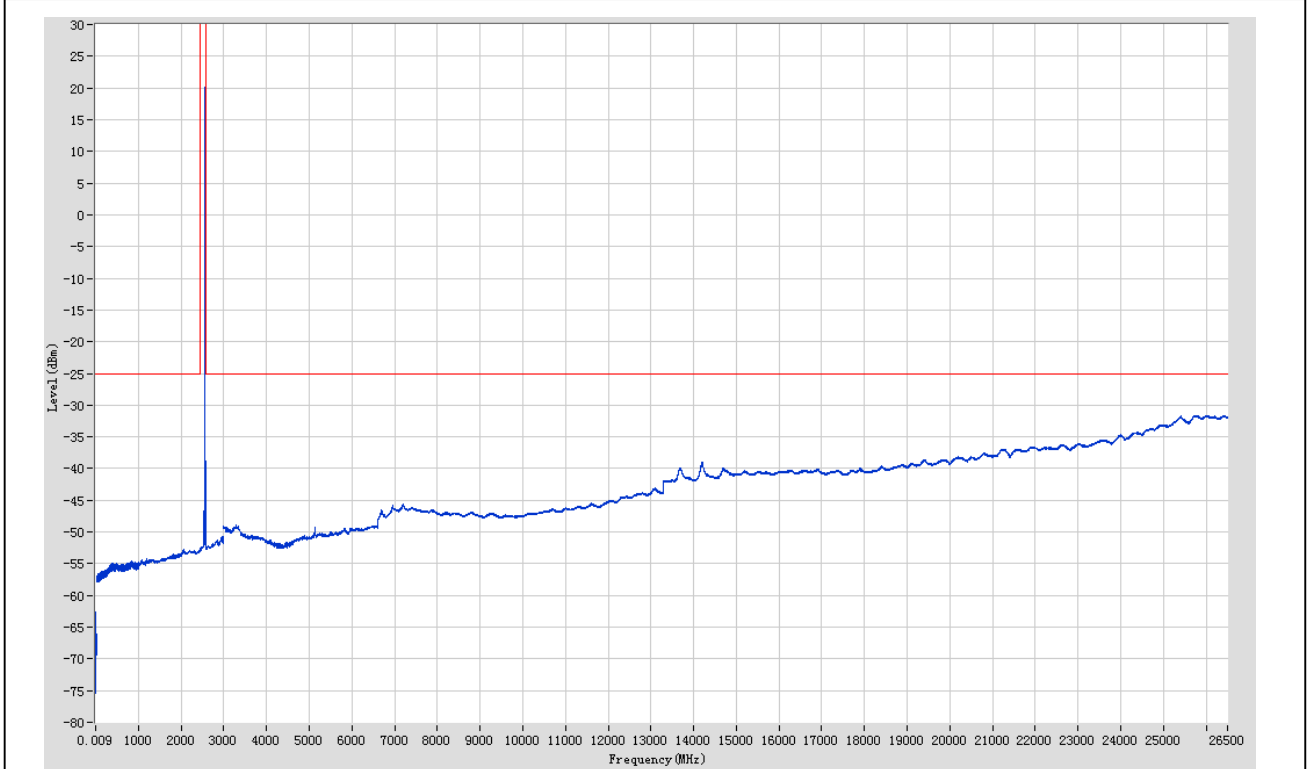
LTE Band 7 16-QAM 15 MHz MCH

Start Frequency (MHz)	Stop Frequency (MHz)	RBW (MHz)	Detector	Frequency (MHz)	Power (dBm)	Limit (dBm)	Verdict	Sweep Point
0.009	0.15	0.001	RMS	0.009	-64.52	-25	Pass	401
0.15	30	0.01	RMS	0.17	-63.41	-25	Pass	2985
30	1000	0.1	RMS	844.899	-54.44	-25	Pass	9699
1000	2445	1	RMS	2439.997	-52.65	-25	Pass	1445
2445	2580	1	RMS	2528.025	20.42	60	Pass	401
2580	3000	1	RMS	2955.895	-50.71	-25	Pass	420
3000	12000	1	RMS	11994.994	-45.16	-25	Pass	9000
12000	26500	1	RMS	25785.887	-31.6	-25	Pass	14500



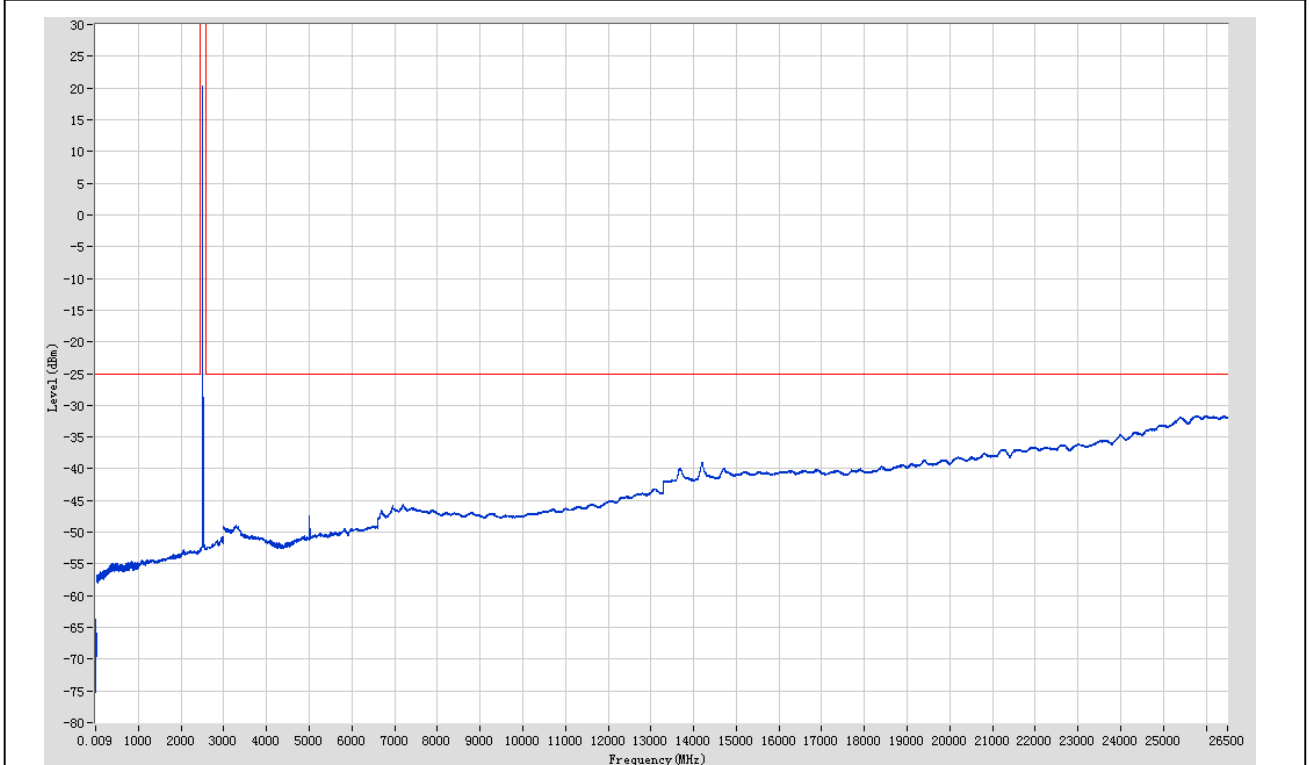
LTE Band 7 16-QAM 15 MHz HCH

Start Frequency (MHz)	Stop Frequency (MHz)	RBW (MHz)	Detector	Frequency (MHz)	Power (dBm)	Limit (dBm)	Verdict	Sweep Point
0.009	0.15	0.001	RMS	0.009	-64.83	-25	Pass	401
0.15	30	0.01	RMS	0.15	-62.59	-25	Pass	2985
30	1000	0.1	RMS	849.2	-54.54	-25	Pass	9699
1000	2445	1	RMS	2439.997	-52.52	-25	Pass	1445
2445	2580	1	RMS	2555.7	20.03	60	Pass	401
2580	3000	1	RMS	2582.005	-41.21	-25	Pass	420
3000	12000	1	RMS	11996.996	-45.2	-25	Pass	9000
12000	26500	1	RMS	25791.888	-31.63	-25	Pass	14500



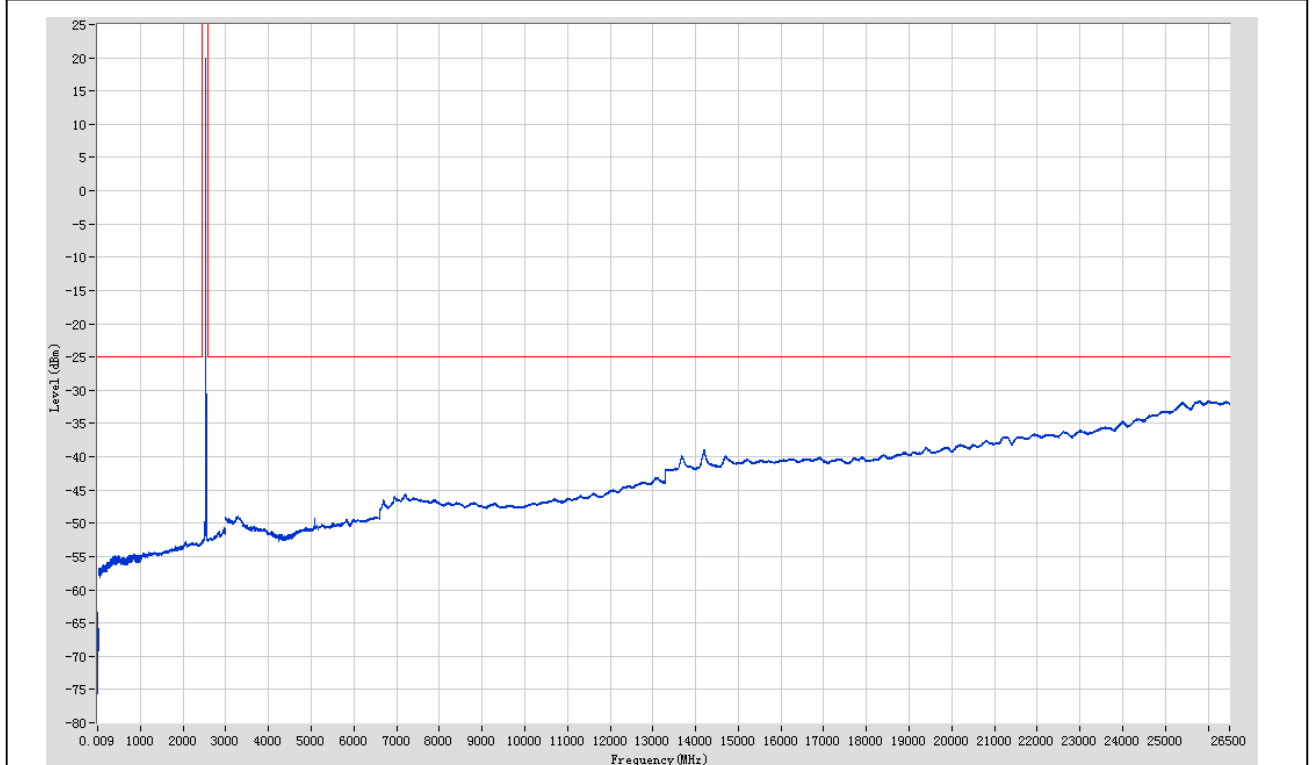
LTE Band 7 16-QAM 20 MHz LCH

Start Frequency (MHz)	Stop Frequency (MHz)	RBW (MHz)	Detector	Frequency (MHz)	Power (dBm)	Limit (dBm)	Verdict	Sweep Point
0.009	0.15	0.001	RMS	0.01	-64.97	-25	Pass	401
0.15	30	0.01	RMS	0.21	-63.63	-25	Pass	2985
30	1000	0.1	RMS	848.5	-54.51	-25	Pass	9699
1000	2445	1	RMS	2439.997	-52.54	-25	Pass	1445
2445	2580	1	RMS	2500.688	20.39	60	Pass	401
2580	3000	1	RMS	2955.895	-50.7	-25	Pass	420
3000	12000	1	RMS	11997.998	-45.2	-25	Pass	9000
12000	26500	1	RMS	25758.883	-31.6	-25	Pass	14500



LTE Band 7 16-QAM 20 MHz MCH

Start Frequency (MHz)	Stop Frequency (MHz)	RBW (MHz)	Detector	Frequency (MHz)	Power (dBm)	Limit (dBm)	Verdict	Sweep Point
0.009	0.15	0.001	RMS	0.009	-64.67	-25	Pass	401
0.15	30	0.01	RMS	0.17	-63.39	-25	Pass	2985
30	1000	0.1	RMS	842.499	-54.59	-25	Pass	9699
1000	2445	1	RMS	2439.997	-52.52	-25	Pass	1445
2445	2580	1	RMS	2525.663	19.91	60	Pass	401
2580	3000	1	RMS	2954.893	-50.72	-25	Pass	420
3000	12000	1	RMS	11986.984	-45.12	-25	Pass	9000
12000	26500	1	RMS	25794.888	-31.62	-25	Pass	14500



LTE Band 7 16-QAM 20 MHz HCH

Start Frequency (MHz)	Stop Frequency (MHz)	RBW (MHz)	Detector	Frequency (MHz)	Power (dBm)	Limit (dBm)	Verdict	Sweep Point
0.009	0.15	0.001	RMS	0.01	-64.33	-25	Pass	401
0.15	30	0.01	RMS	0.24	-63.43	-25	Pass	2985
30	1000	0.1	RMS	839.999	-54.54	-25	Pass	9699
1000	2445	1	RMS	2439.997	-52.54	-25	Pass	1445
2445	2580	1	RMS	2550.975	20.2	60	Pass	401
2580	3000	1	RMS	2586.014	-39.74	-25	Pass	420
3000	12000	1	RMS	12000	-45.1	-25	Pass	9000
12000	26500	1	RMS	25796.889	-31.62	-25	Pass	14500

