

N25 Head ANT2

Date: 2023/5/11

Electronics: DAE4 Sn777

Medium: H700-6000M

Medium parameters used (interpolated): $f = 1882.5$ MHz; $\sigma = 1.422$ S/m; $\epsilon_r = 41.529$; $\rho = 1000$ kg/m³

Ambient Temperature: 23.3°C Liquid Temperature: 22.5°C

Communication System: 5G N25 (0) Frequency: 1882.5 MHz Duty Cycle: 1:1

Probe: EX3DV4 - SN7464 ConvF(8.13, 8.13, 8.13)

Area Scan (121x141x1): Interpolated grid: $dx=1.500$ mm, $dy=1.500$ mm

Maximum value of SAR (interpolated) = 0.982 W/kg

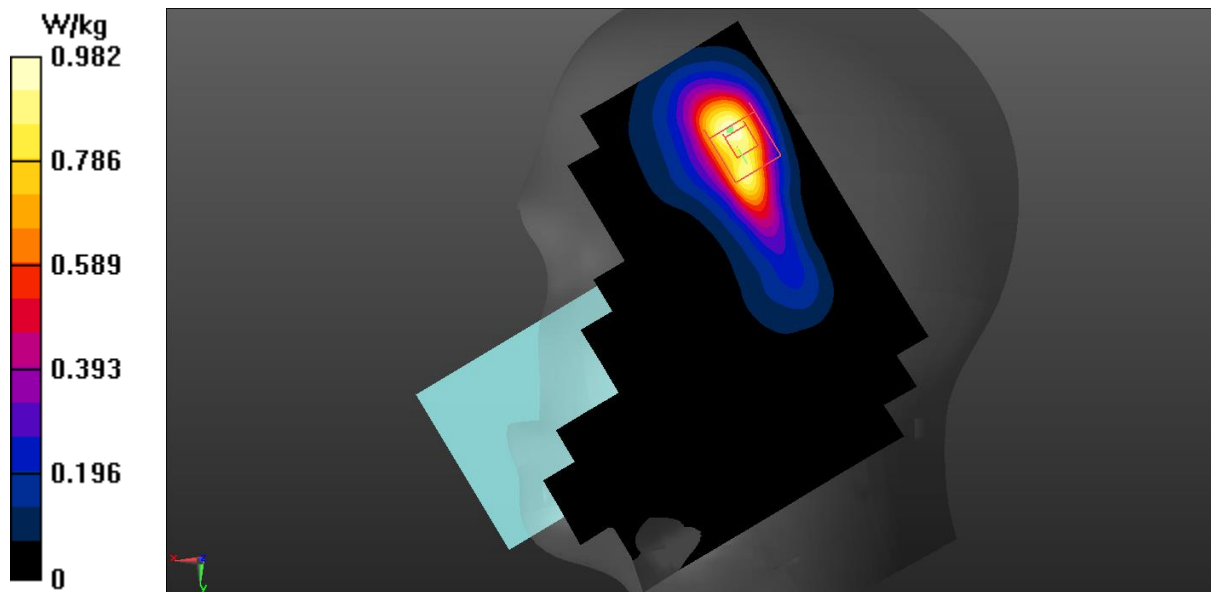
Zoom Scan (5x5x7)/Cube 0: Measurement grid: $dx=8$ mm, $dy=8$ mm, $dz=5$ mm

Reference Value = 12.74 V/m; Power Drift = 0.01 dB

Peak SAR (extrapolated) = 1.56 W/kg

SAR(1 g) = 0.838 W/kg; SAR(10 g) = 0.411 W/kg

Maximum value of SAR (measured) = 1.27 W/kg



N25 Body 0mm ANT2

Date: 2023/5/11

Electronics: DAE4 Sn777

Medium: H700-6000M

Medium parameters used: $f = 1870$ MHz; $\sigma = 1.416$ S/m; $\epsilon_r = 41.539$; $\rho = 1000$ kg/m³

Ambient Temperature: 23.3°C Liquid Temperature: 22.5°C

Communication System: 5G N25 (0) Frequency: 1870 MHz Duty Cycle: 1:1

Probe: EX3DV4 - SN7464 ConvF(8.13, 8.13, 8.13)

Area Scan (51x141x1): Interpolated grid: dx=1.500 mm, dy=1.500 mm

Maximum value of SAR (interpolated) = 1.11 W/kg

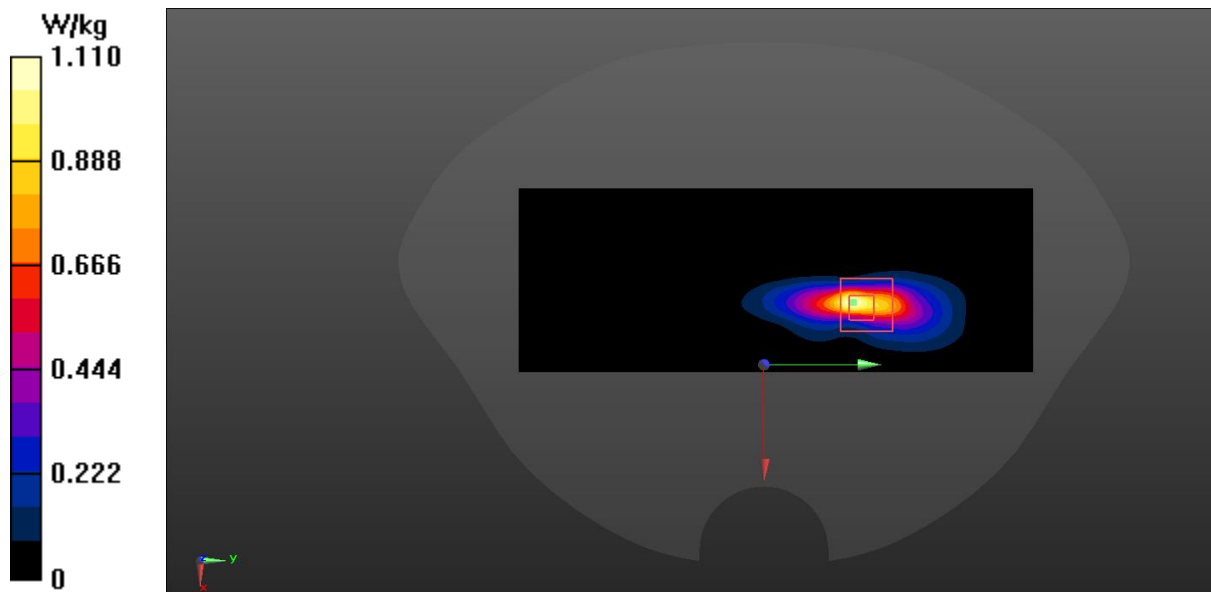
Zoom Scan (6x6x7)/Cube 0: Measurement grid: dx=8mm, dy=8mm, dz=5mm

Reference Value = 5.680 V/m; Power Drift = 0.01 dB

Peak SAR (extrapolated) = 2.29 W/kg

SAR(1 g) = 0.736 W/kg; SAR(10 g) = 0.268 W/kg

Maximum value of SAR (measured) = 1.32 W/kg



N25 Head ANT3

Date: 2023/5/11

Electronics: DAE4 Sn777

Medium: H700-6000M

Medium parameters used: $f = 1895$ MHz; $\sigma = 1.427$ S/m; $\epsilon_r = 41.519$; $\rho = 1000$ kg/m³

Ambient Temperature: 23.3°C Liquid Temperature: 22.5°C

Communication System: UID 0, 5G NR (0) Frequency: 1895 MHz Duty Cycle: 1:1

Probe: EX3DV4 - SN7464 ConvF(8.13, 8.13, 8.13)

Area Scan (121x131x1): Interpolated grid: $dx=1.500$ mm, $dy=1.500$ mm

Maximum value of SAR (interpolated) = 0.533 W/kg

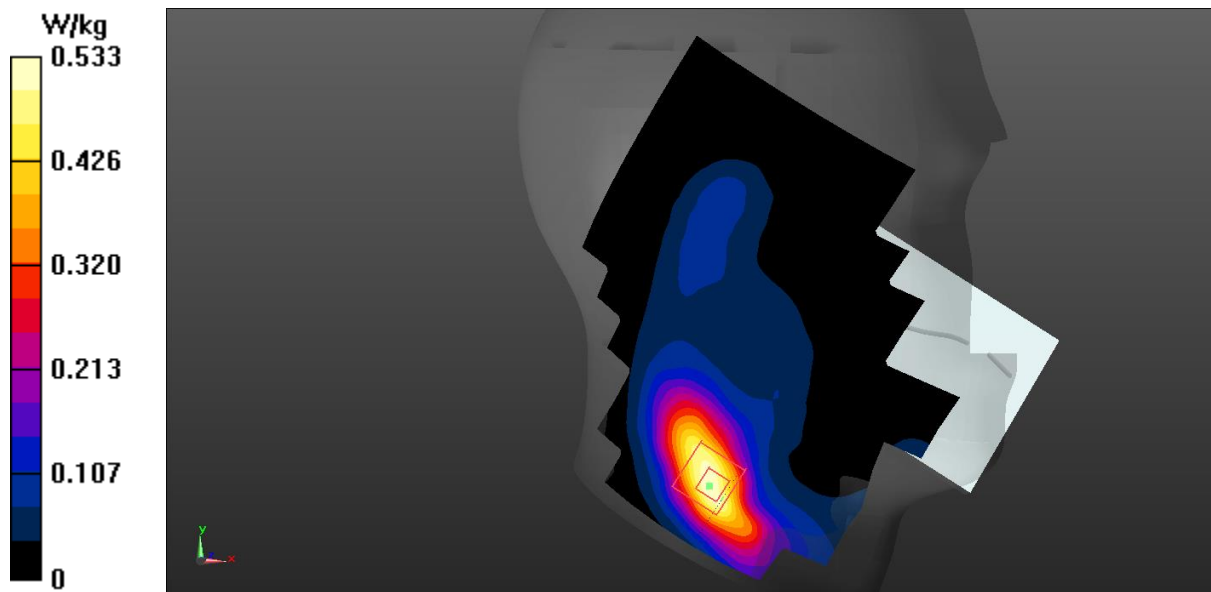
Zoom Scan (5x5x7)/Cube 0: Measurement grid: $dx=8$ mm, $dy=8$ mm, $dz=5$ mm

Reference Value = 7.590 V/m; Power Drift = -0.07 dB

Peak SAR (extrapolated) = 0.595 W/kg

SAR(1 g) = 0.377 W/kg; SAR(10 g) = 0.224 W/kg

Maximum value of SAR (measured) = 0.515 W/kg



N25 Body 0mm ANT3

Date: 2023/5/11

Electronics: DAE4 Sn777

Medium: H700-6000M

Medium parameters used: $f = 1895$ MHz; $\sigma = 1.427$ S/m; $\epsilon_r = 41.519$; $\rho = 1000$ kg/m³

Ambient Temperature: 23.3°C Liquid Temperature: 22.5°C

Communication System: UID 0, 5G N25 (0) Frequency: 1895 MHz Duty Cycle: 1:1

Probe: EX3DV4 - SN7464 ConvF(8.13, 8.13, 8.13) @

Area Scan (51x141x1): Interpolated grid: dx=1.500 mm, dy=1.500 mm

Maximum value of SAR (interpolated) = 1.98 W/kg

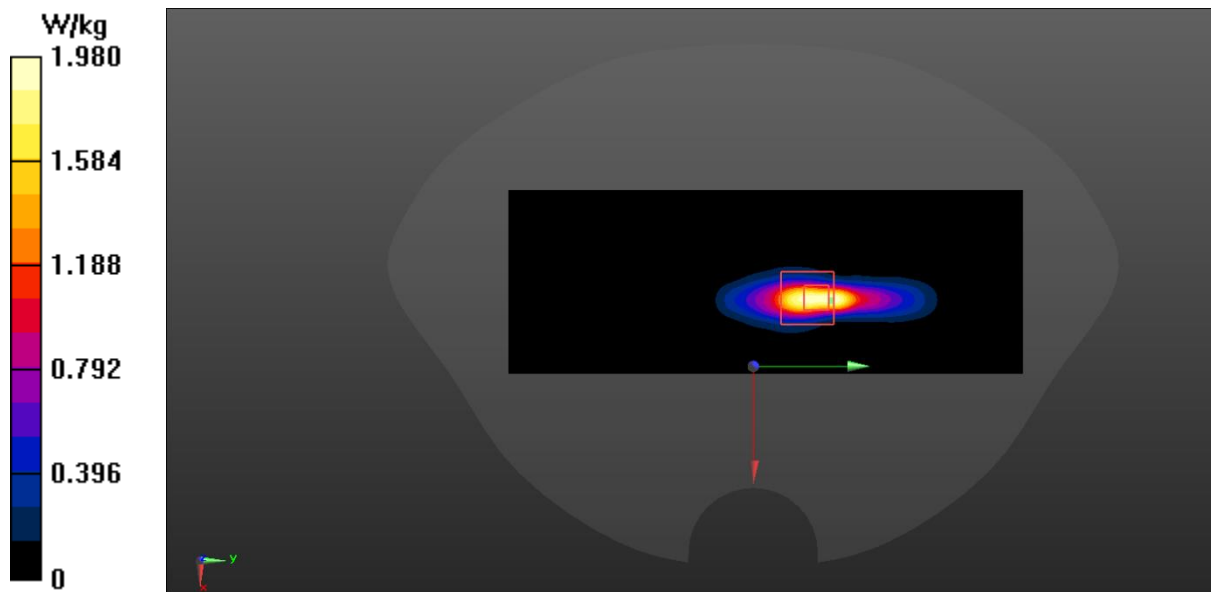
Zoom Scan (5x5x7)/Cube 0: Measurement grid: dx=8mm, dy=8mm, dz=5mm

Reference Value = 10.99 V/m; Power Drift = 0.08 dB

Peak SAR (extrapolated) = 2.88 W/kg

SAR(1 g) = 0.852 W/kg; SAR(10 g) = 0.321 W/kg

Maximum value of SAR (measured) = 2.22 W/kg



N25 Head ANT4

Date: 2023/6/14

Electronics: DAE4 Sn777

Medium: H700-6000M

Medium parameters used: $f = 1870$ MHz; $\sigma = 1.397$ S/m; $\epsilon_r = 41.989$; $\rho = 1000$ kg/m³

Ambient Temperature: 23.3°C Liquid Temperature: 22.5°C

Communication System: UID 0, 5G N25 (0) Frequency: 1870 MHz Duty Cycle: 1:1

Probe: EX3DV4 - SN7464 ConvF(8.13, 8.13, 8.13)

Area Scan (101x141x1): Interpolated grid: $dx=1.500$ mm, $dy=1.500$ mm

Maximum value of SAR (interpolated) = 0.229 W/kg

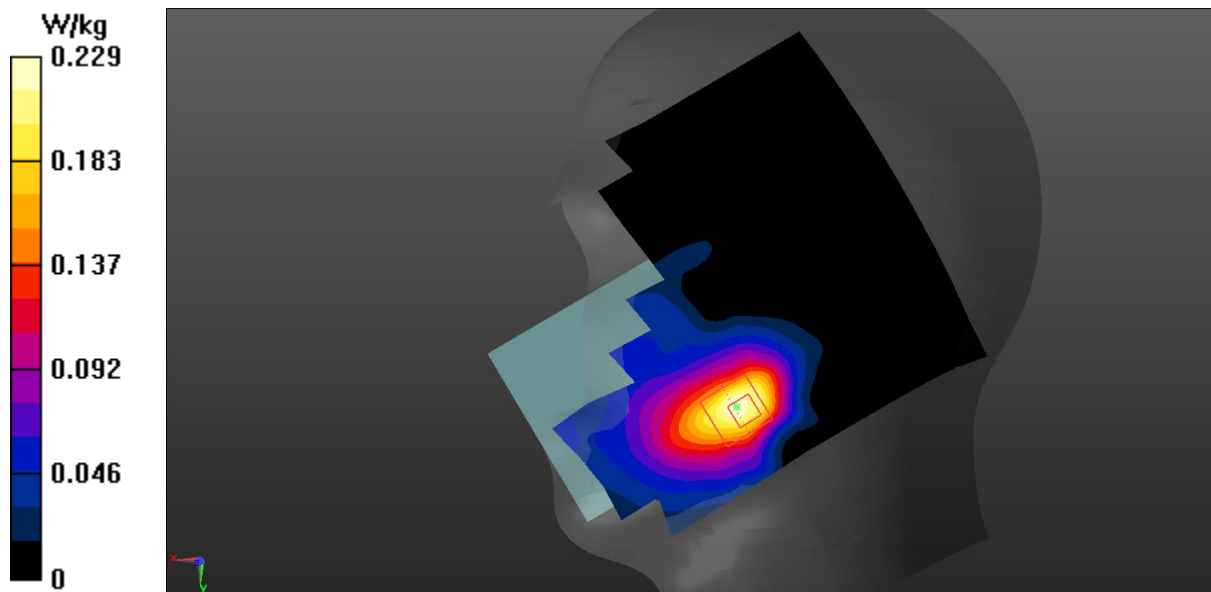
Zoom Scan (5x5x7)/Cube 0: Measurement grid: $dx=8$ mm, $dy=8$ mm, $dz=5$ mm

Reference Value = 2.605 V/m; Power Drift = 0.16 dB

Peak SAR (extrapolated) = 0.293 W/kg

SAR(1 g) = 0.174 W/kg; SAR(10 g) = 0.104 W/kg

Maximum value of SAR (measured) = 0.233 W/kg



N25 Body 0mm ANT4

Date: 2023/6/14

Electronics: DAE4 Sn777

Medium: H700-6000M

Medium parameters used: $f = 1870$ MHz; $\sigma = 1.397$ S/m; $\epsilon_r = 41.989$; $\rho = 1000$ kg/m³

Ambient Temperature: 23.3°C Liquid Temperature: 22.5°C

Communication System: UID 0, 5G N25 (0) Frequency: 1870 MHz Duty Cycle: 1:1

Probe: EX3DV4 - SN7464 ConvF(8.13, 8.13, 8.13)

Area Scan (81x141x1): Interpolated grid: dx=1.500 mm, dy=1.500 mm

Maximum value of SAR (interpolated) = 0.627 W/kg

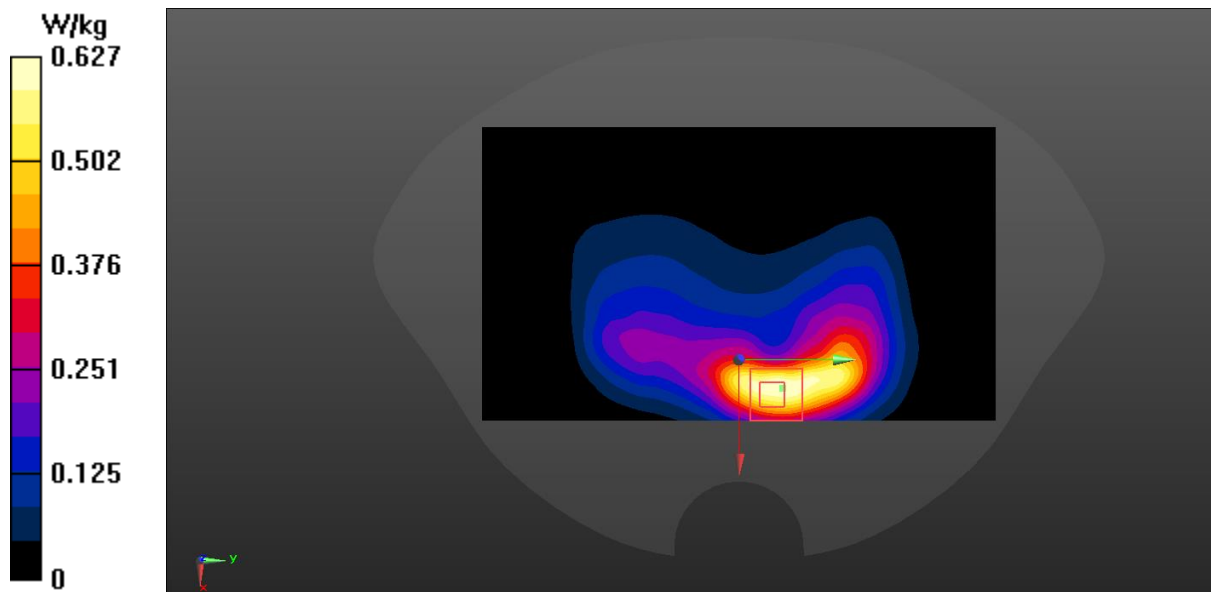
Zoom Scan (5x5x7)/Cube 0: Measurement grid: dx=8mm, dy=8mm, dz=5mm

Reference Value = 8.349 V/m; Power Drift = 0.13 dB

Peak SAR (extrapolated) = 0.829 W/kg

SAR(1 g) = 0.435 W/kg; SAR(10 g) = 0.224 W/kg

Maximum value of SAR (measured) = 0.664 W/kg



N25 Head ANT5

Date: 2023/6/14

Electronics: DAE4 Sn777

Medium: H700-6000M

Medium parameters used (interpolated): $f = 1882.5$ MHz; $\sigma = 1.403$ S/m; $\epsilon_r = 41.979$; $\rho = 1000$ kg/m³

Ambient Temperature: 23.3°C Liquid Temperature: 22.5°C

Communication System: UID 0, 5G N25 (0) Frequency: 1882.5 MHz Duty Cycle: 1:1

Probe: EX3DV4 - SN7464 ConvF(8.13, 8.13, 8.13)

Area Scan (121x131x1): Interpolated grid: dx=1.500 mm, dy=1.500 mm

Maximum value of SAR (interpolated) = 0.858 W/kg

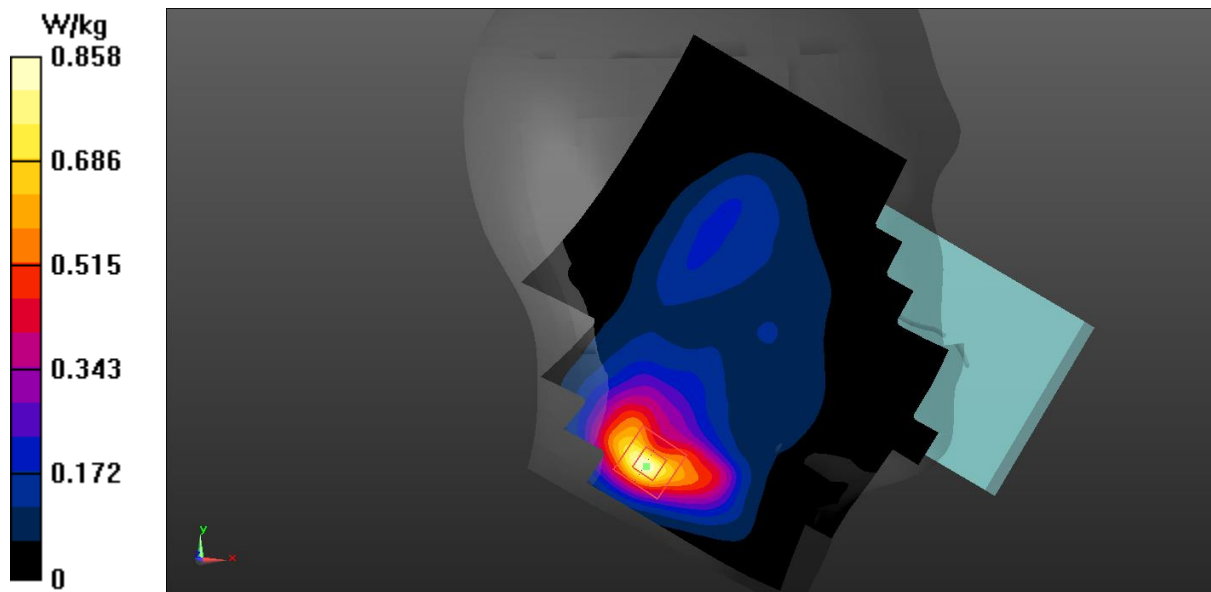
Zoom Scan (6x6x7)/Cube 0: Measurement grid: dx=8mm, dy=8mm, dz=5mm

Reference Value = 11.31 V/m; Power Drift = -0.01 dB

Peak SAR (extrapolated) = 1.00 W/kg

SAR(1 g) = 0.600 W/kg; SAR(10 g) = 0.336 W/kg

Maximum value of SAR (measured) = 0.818 W/kg



N25 Body 0mm ANT5

Date: 2023/6/14

Electronics: DAE4 Sn777

Medium: H700-6000M

Medium parameters used (interpolated): $f = 1882.5$ MHz; $\sigma = 1.403$ S/m; $\epsilon_r = 41.979$; $\rho = 1000$ kg/m³

Ambient Temperature: 23.3°C Liquid Temperature: 22.5°C

Communication System: UID 0, 5G N25 (0) Frequency: 1882.5 MHz Duty Cycle: 1:1

Probe: EX3DV4 - SN7464 ConvF(8.13, 8.13, 8.13)

Area Scan (81x141x1): Interpolated grid: dx=1.500 mm, dy=1.500 mm

Maximum value of SAR (interpolated) = 0.948 W/kg

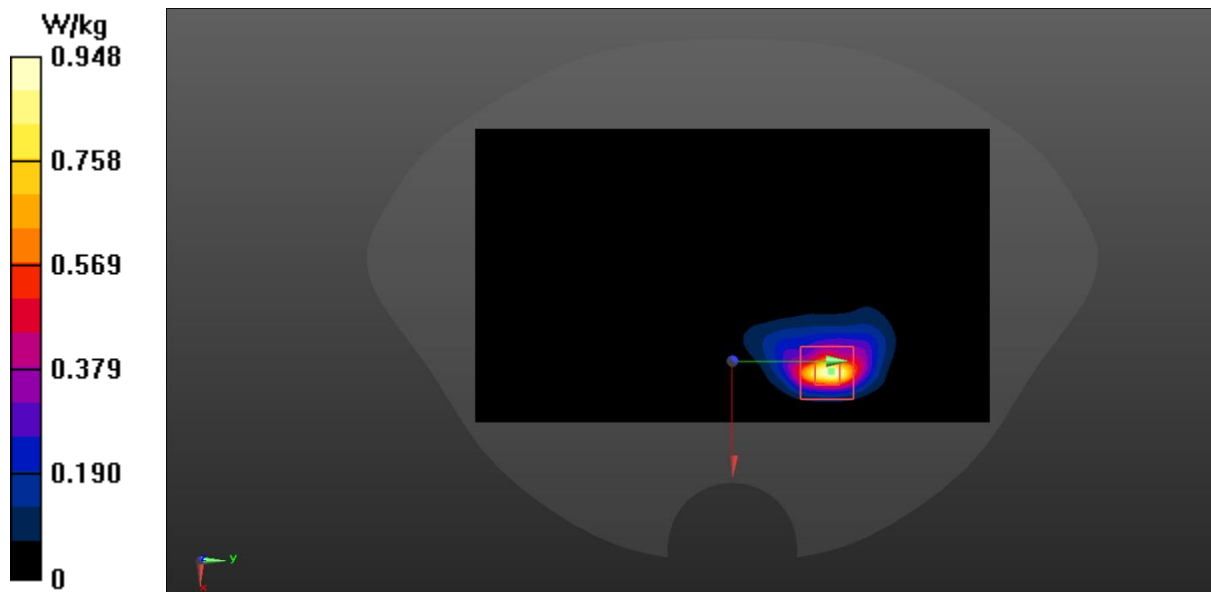
Zoom Scan (5x5x7)/Cube 0: Measurement grid: dx=8mm, dy=8mm, dz=5mm

Reference Value = 2.782 V/m; Power Drift = -0.18 dB

Peak SAR (extrapolated) = 1.62 W/kg

SAR(1 g) = 0.565 W/kg; SAR(10 g) = 0.217 W/kg

Maximum value of SAR (measured) = 1.26 W/kg



N30 Head ANT4

Date: 2023/5/12

Electronics: DAE4 Sn777

Medium: H700-6000M

Medium parameters used: $f = 2310$ MHz; $\sigma = 1.737$ S/m; $\epsilon_r = 40.909$; $\rho = 1000$ kg/m³

Ambient Temperature: 23.3°C Liquid Temperature: 22.5°C

Communication System: 5G N30 (0) Frequency: 2310 MHz Duty Cycle: 1:1

Probe: EX3DV4 - SN7464 ConvF(7.95, 7.95, 7.95)

Area Scan (101x171x1): Interpolated grid: dx=1.200 mm, dy=1.200 mm

Maximum value of SAR (interpolated) = 0.165 W/kg

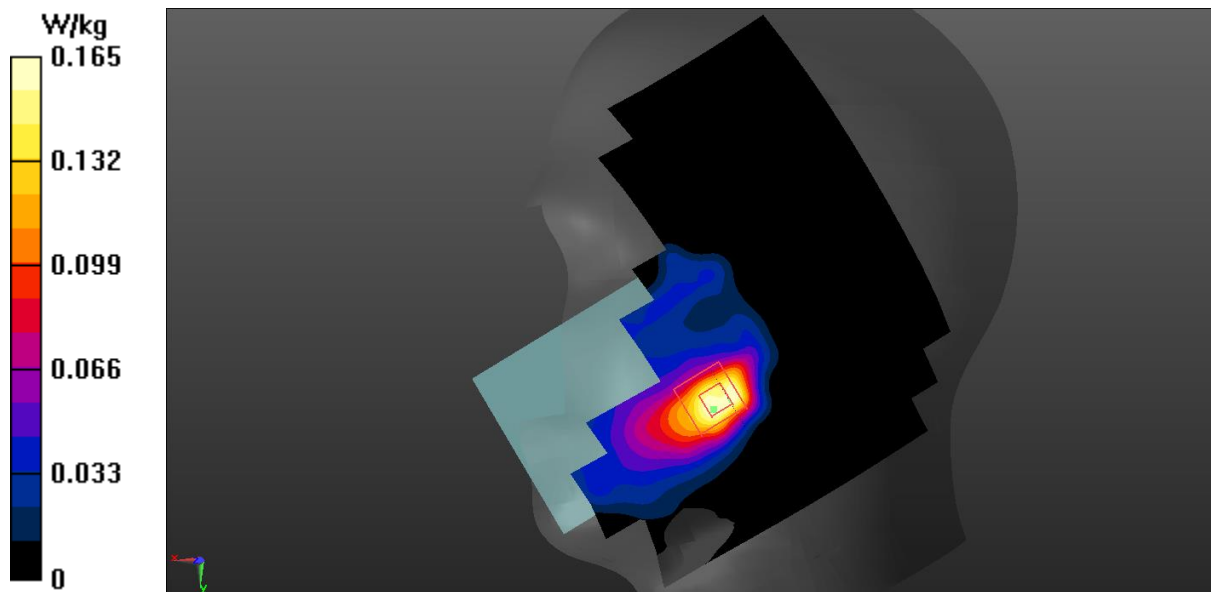
Zoom Scan (7x7x7)/Cube 0: Measurement grid: dx=5mm, dy=5mm, dz=5mm

Reference Value = 0.6370 V/m; Power Drift = 0.09 dB

Peak SAR (extrapolated) = 0.223 W/kg

SAR(1 g) = 0.121 W/kg; SAR(10 g) = 0.063 W/kg

Maximum value of SAR (measured) = 0.174 W/kg



N30 Body 0mm ANT4

Date: 2023/5/12

Electronics: DAE4 Sn777

Medium: H700-6000M

Medium parameters used: $f = 2310$ MHz; $\sigma = 1.737$ S/m; $\epsilon_r = 40.909$; $\rho = 1000$ kg/m³

Ambient Temperature: 23.3°C Liquid Temperature: 22.5°C

Communication System: 5G N30 (0) Frequency: 2310 MHz Duty Cycle: 1:1

Probe: EX3DV4 - SN7464 ConvF(7.95, 7.95, 7.95)

Area Scan (101x171x1): Interpolated grid: $dx=1.200$ mm, $dy=1.200$ mm

Maximum value of SAR (interpolated) = 1.22 W/kg

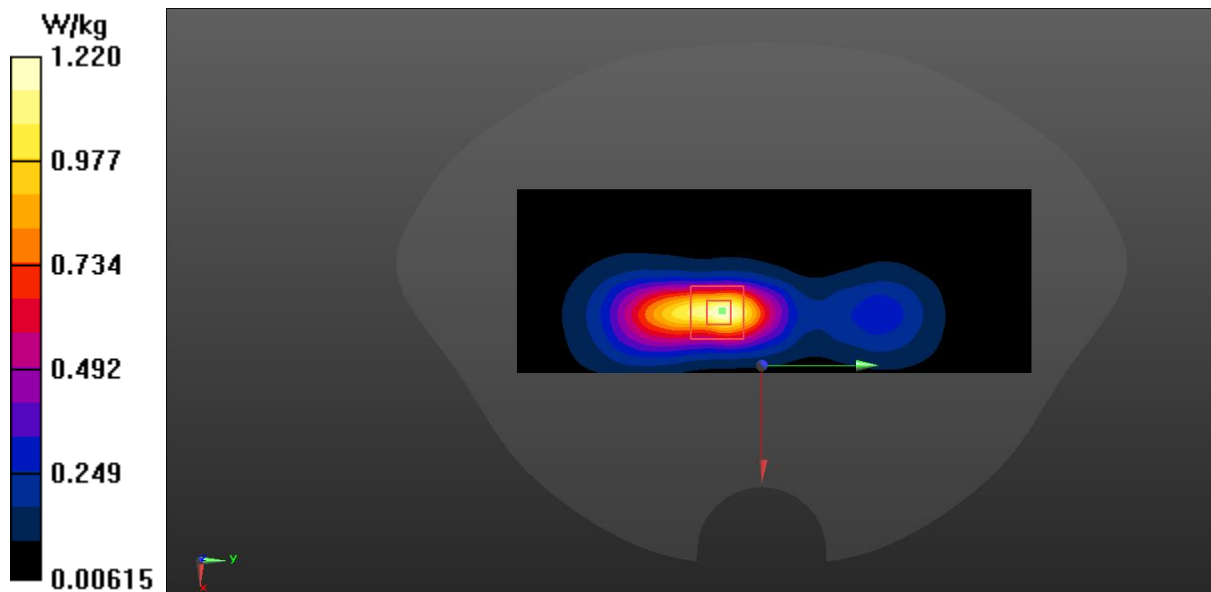
Zoom Scan (7x7x7)/Cube 0: Measurement grid: $dx=5$ mm, $dy=5$ mm, $dz=5$ mm

Reference Value = 21.55 V/m; Power Drift = -0.05 dB

Peak SAR (extrapolated) = 1.70 W/kg

SAR(1 g) = 0.804 W/kg; SAR(10 g) = 0.383 W/kg

Maximum value of SAR (measured) = 1.26 W/kg



N30 Head ANT5

Date: 2023/5/12

Electronics: DAE4 Sn777

Medium: H700-6000M

Medium parameters used: $f = 2310$ MHz; $\sigma = 1.737$ S/m; $\epsilon_r = 40.909$; $\rho = 1000$ kg/m³

Ambient Temperature: 23.3°C Liquid Temperature: 22.5°C

Communication System: 5G N30 (0) Frequency: 2310 MHz Duty Cycle: 1:1

Probe: EX3DV4 - SN7464 ConvF(7.95, 7.95, 7.95)

Area Scan (101x171x1): Interpolated grid: dx=1.200 mm, dy=1.200 mm

Maximum value of SAR (interpolated) = 0.924 W/kg

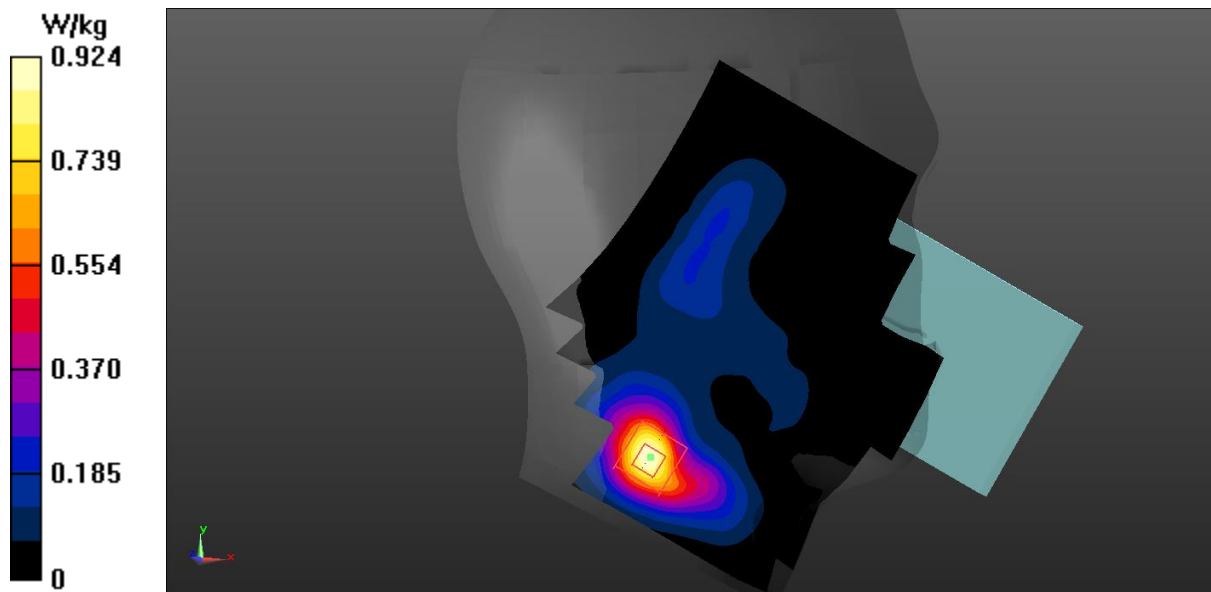
Zoom Scan (7x7x7)/Cube 0: Measurement grid: dx=5mm, dy=5mm, dz=5mm

Reference Value = 10.70 V/m; Power Drift = 0.06 dB

Peak SAR (extrapolated) = 1.21 W/kg

SAR(1 g) = 0.631 W/kg; SAR(10 g) = 0.319 W/kg

Maximum value of SAR (measured) = 1.01 W/kg



N30 Body 0mm ANT5

Date: 2023/5/12

Electronics: DAE4 Sn777

Medium: H700-6000M

Medium parameters used (interpolated): $f = 2307.5$ MHz; $\sigma = 1.737$ S/m; $\epsilon_r = 40.909$; $\rho = 1000$ kg/m³

Ambient Temperature: 23.3°C Liquid Temperature: 22.5°C

Communication System: UID 0, 5G N30 (0) Frequency: 2307.5 MHz Duty Cycle: 1:1

Probe: EX3DV4 - SN7464 ConvF(7.95, 7.95, 7.95)

Area Scan (101x171x1): Interpolated grid: dx=1.200 mm, dy=1.200 mm

Maximum value of SAR (interpolated) = 1.86 W/kg

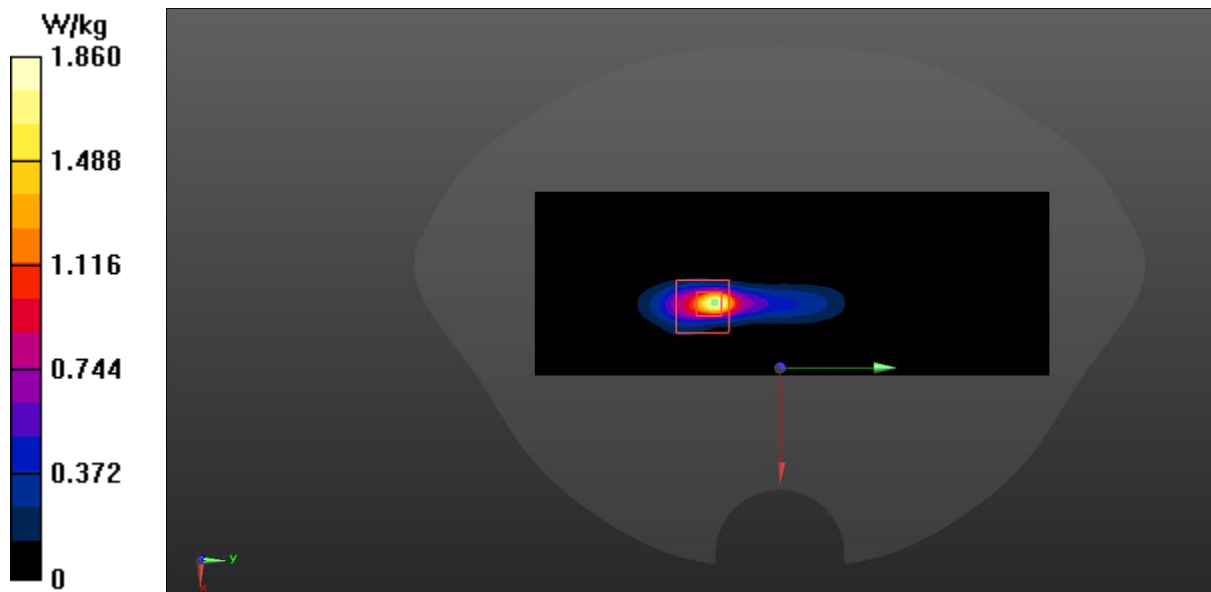
Zoom Scan (7x7x7)/Cube 0: Measurement grid: dx=5mm, dy=5mm, dz=5mm

Reference Value = 8.922 V/m; Power Drift = 0.05 dB

Peak SAR (extrapolated) = 1.76 W/kg

SAR(1 g) = 0.606 W/kg; SAR(10 g) = 0.222 W/kg

Maximum value of SAR (measured) = 1.43 W/kg



N38 Head ANT2

Date: 2023/5/26

Electronics: DAE4 Sn777

Medium: H700-6000M

Medium parameters used: $f = 2575$ MHz; $\sigma = 1.963$ S/m; $\epsilon_r = 40.331$; $\rho = 1000$ kg/m³

Ambient Temperature: 23.3°C Liquid Temperature: 22.5°C

Communication System: n38 (0) Frequency: 2575 MHz Duty Cycle: 1:1

Probe: EX3DV4 - SN7464 ConvF(7.5, 7.5, 7.5)

Area Scan (101x171x1): Interpolated grid: dx=1.200 mm, dy=1.200 mm

Maximum value of SAR (interpolated) = 1.02 W/kg

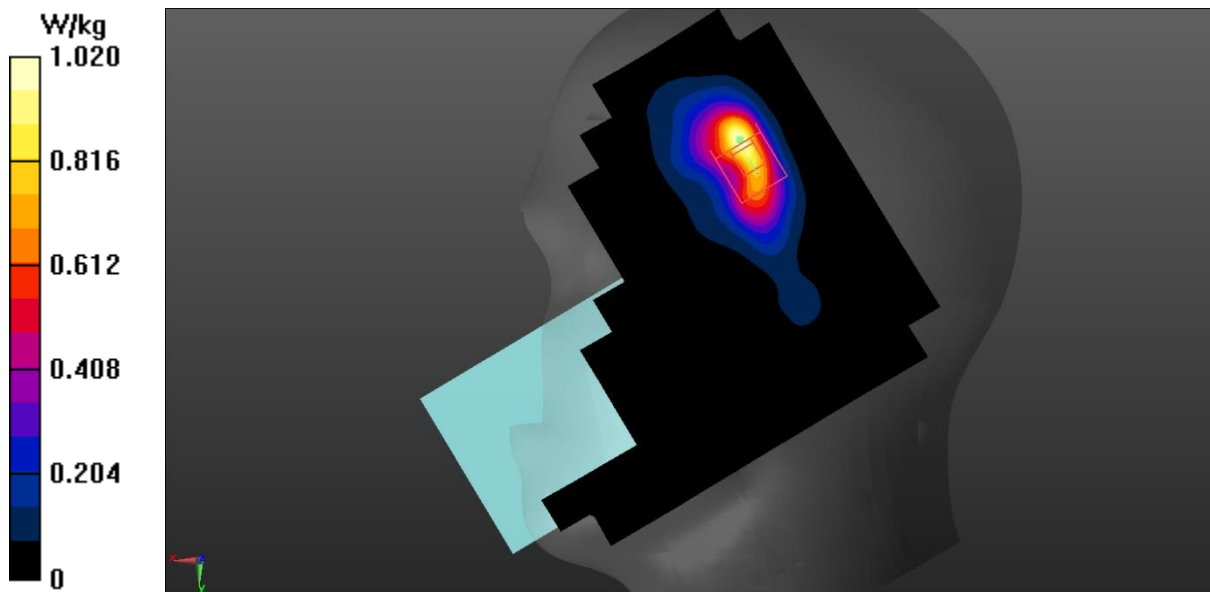
Zoom Scan (7x7x7)/Cube 0: Measurement grid: dx=5mm, dy=5mm, dz=5mm

Reference Value = 5.720 V/m; Power Drift = 0.06 dB

Peak SAR (extrapolated) = 1.39 W/kg

SAR(1 g) = 0.635 W/kg; SAR(10 g) = 0.288 W/kg

Maximum value of SAR (measured) = 1.15 W/kg



N38 Body 0mm ANT2

Date: 2023/5/26

Electronics: DAE4 Sn777

Medium: H700-6000M

Medium parameters used: $f = 2575$ MHz; $\sigma = 1.963$ S/m; $\epsilon_r = 40.331$; $\rho = 1000$ kg/m³

Ambient Temperature: 23.3°C Liquid Temperature: 22.5°C

Communication System: n38 (0) Frequency: 2575 MHz Duty Cycle: 1:1

Probe: EX3DV4 - SN7464 ConvF(7.5, 7.5, 7.5)

Area Scan (101x171x1): Interpolated grid: $dx=1.200$ mm, $dy=1.200$ mm

Maximum value of SAR (interpolated) = 0.511 W/kg

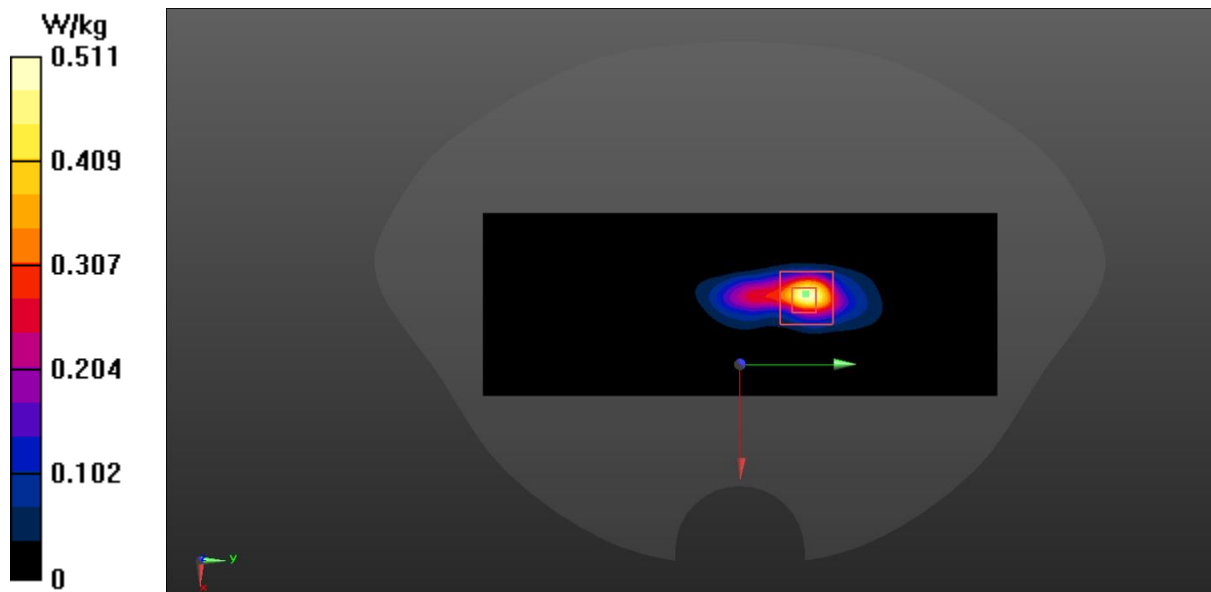
Zoom Scan (7x7x7)/Cube 0: Measurement grid: $dx=5$ mm, $dy=5$ mm, $dz=5$ mm

Reference Value = 5.999 V/m; Power Drift = 0.07 dB

Peak SAR (extrapolated) = 1.34 W/kg

SAR(1 g) = 0.453 W/kg; SAR(10 g) = 0.148 W/kg

Maximum value of SAR (measured) = 0.712 W/kg



N38 Head ANT3

Date: 2023/5/26

Electronics: DAE4 Sn777

Medium: H700-6000M

Medium parameters used: $f = 2595$ MHz; $\sigma = 1.974$ S/m; $\epsilon_r = 40.301$; $\rho = 1000$ kg/m³

Ambient Temperature: 23.3°C Liquid Temperature: 22.5°C

Communication System: 5G NR (0) Frequency: 2595 MHz Duty Cycle: 1:1

Probe: EX3DV4 - SN7464 ConvF(7.5, 7.5, 7.5)

Area Scan (101x171x1): Interpolated grid: dx=1.200 mm, dy=1.200 mm

Maximum value of SAR (interpolated) = 0.541 W/kg

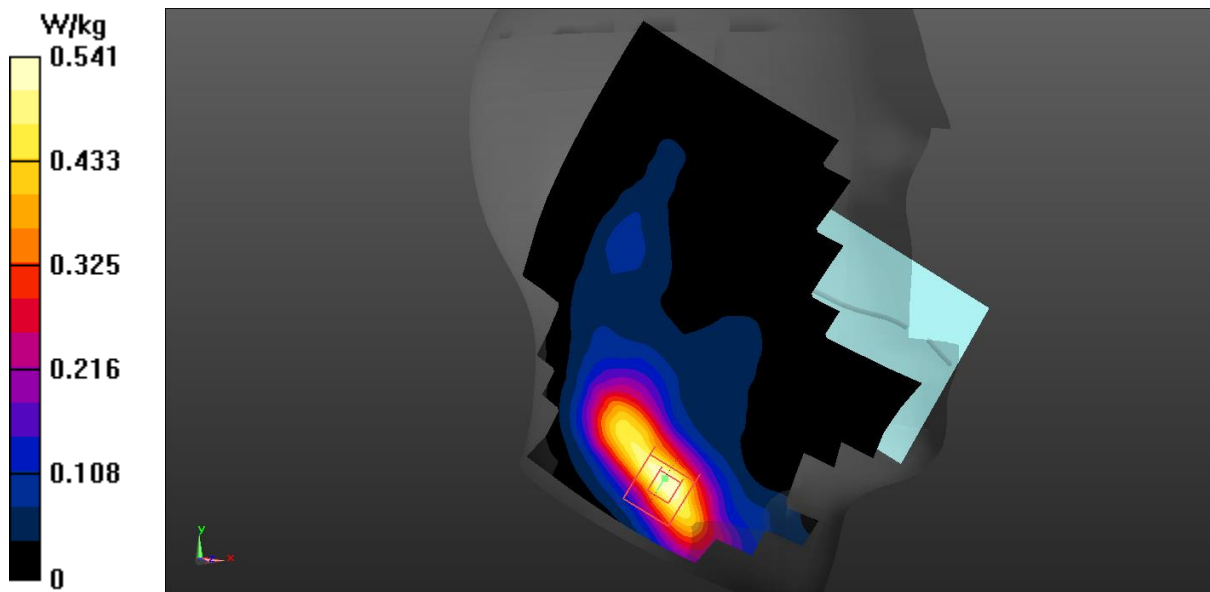
Zoom Scan (7x7x7)/Cube 0: Measurement grid: dx=5mm, dy=5mm, dz=5mm

Reference Value = 4.216 V/m; Power Drift = 0.01 dB

Peak SAR (extrapolated) = 0.675 W/kg

SAR(1 g) = 0.371 W/kg; SAR(10 g) = 0.192 W/kg

Maximum value of SAR (measured) = 0.563 W/kg



N38 Body 0mm ANT3

Date: 2023/5/26

Electronics: DAE4 Sn777

Medium: H700-6000M

Medium parameters used: $f = 2575$ MHz; $\sigma = 1.963$ S/m; $\epsilon_r = 40.331$; $\rho = 1000$ kg/m³

Ambient Temperature: 23.3°C Liquid Temperature: 22.5°C

Communication System: n38 (0) Frequency: 2575 MHz Duty Cycle: 1:1

Probe: EX3DV4 - SN7464 ConvF(7.5, 7.5, 7.5)

Area Scan (101x171x1): Interpolated grid: $dx=1.200$ mm, $dy=1.200$ mm

Maximum value of SAR (interpolated) = 1.13 W/kg

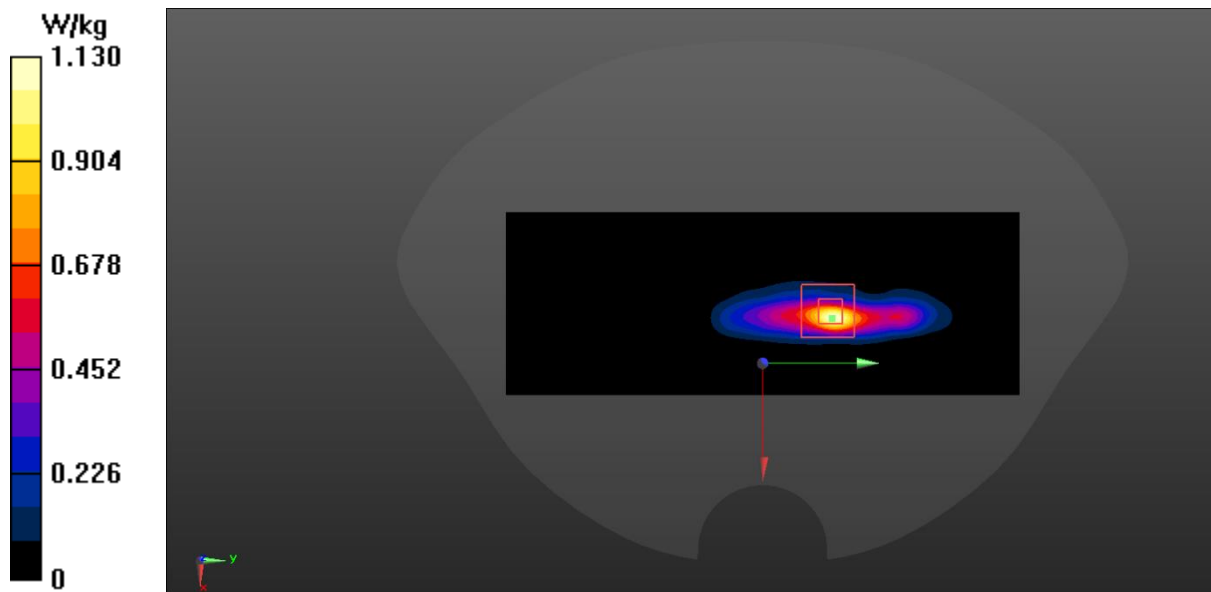
Zoom Scan (7x7x7)/Cube 0: Measurement grid: $dx=5$ mm, $dy=5$ mm, $dz=5$ mm

Reference Value = 14.31 V/m; Power Drift = 0.08 dB

Peak SAR (extrapolated) = 2.46 W/kg

SAR(1 g) = 0.716 W/kg; SAR(10 g) = 0.233 W/kg

Maximum value of SAR (measured) = 1.86 W/kg



N38 Head ANT4

Date: 2023/6/15

Electronics: DAE4 Sn777

Medium: H700-6000M

Medium parameters used: $f = 2595$ MHz; $\sigma = 1.981$ S/m; $\epsilon_r = 40.443$; $\rho = 1000$ kg/m³

Ambient Temperature: 23.3°C Liquid Temperature: 22.5°C

Communication System: UID 0, n38 (0) Frequency: 2595 MHz Duty Cycle: 1:1

Probe: EX3DV4 - SN7464 ConvF(7.5, 7.5, 7.5)

Area Scan (101x171x1): Interpolated grid: $dx=1.200$ mm, $dy=1.200$ mm

Maximum value of SAR (interpolated) = 0.0705 W/kg

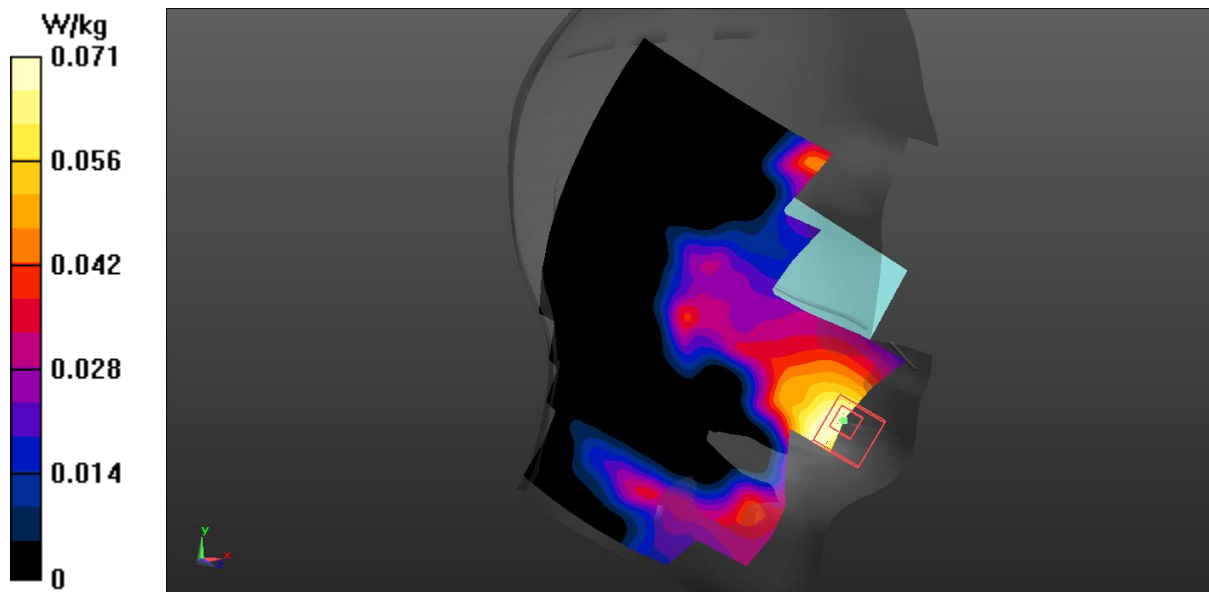
Zoom Scan (7x7x7)/Cube 0: Measurement grid: $dx=5$ mm, $dy=5$ mm, $dz=5$ mm

Reference Value = 0.1590 V/m; Power Drift = 0.09 dB

Peak SAR (extrapolated) = 0.0880 W/kg

SAR(1 g) = 0.049 W/kg; SAR(10 g) = 0.030 W/kg

Maximum value of SAR (measured) = 0.0716 W/kg



N38 Body 0mm ANT4

Date: 2023/6/15

Electronics: DAE4 Sn777

Medium: H700-6000M

Medium parameters used: $f = 2600$ MHz; $\sigma = 1.983$ S/m; $\epsilon_r = 40.433$; $\rho = 1000$ kg/m³

Ambient Temperature: 23.3°C Liquid Temperature: 22.5°C

Communication System: UID 0, 5G NR (0) Frequency: 2600 MHz Duty Cycle: 1:1

Probe: EX3DV4 - SN7464 ConvF(7.5, 7.5, 7.5)

Area Scan (101x171x1): Interpolated grid: $dx=1.200$ mm, $dy=1.200$ mm

Maximum value of SAR (interpolated) = 1.67 W/kg

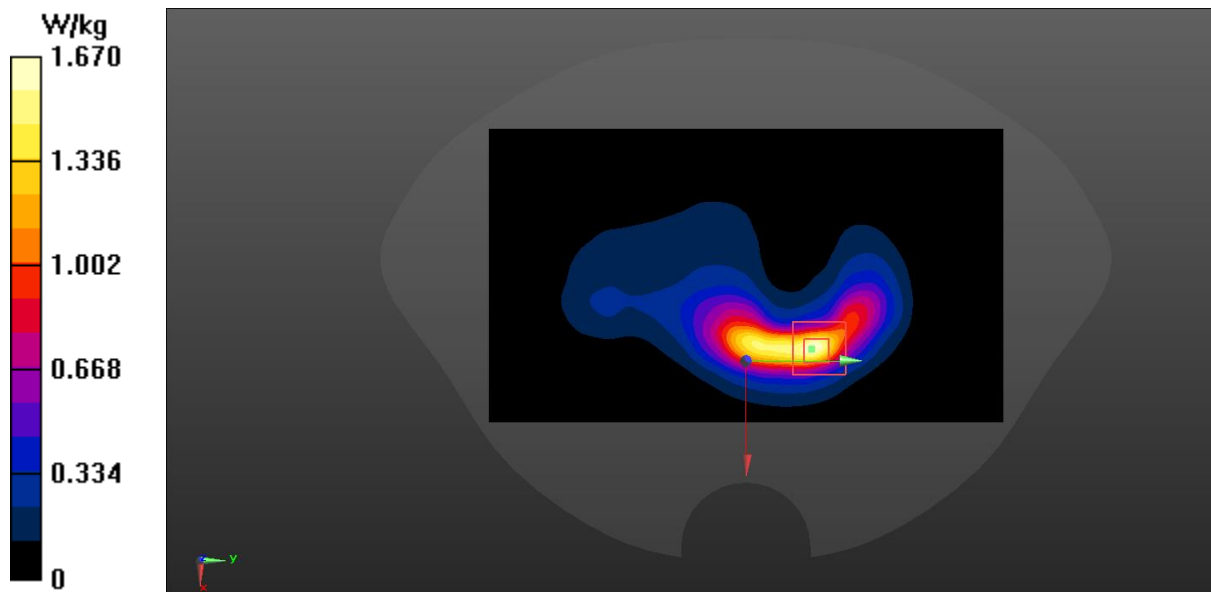
Zoom Scan (7x7x7)/Cube 0: Measurement grid: $dx=5$ mm, $dy=5$ mm, $dz=5$ mm

Reference Value = 15.85 V/m; Power Drift = -0.14 dB

Peak SAR (extrapolated) = 2.06 W/kg

SAR(1 g) = 0.889 W/kg; SAR(10 g) = 0.386 W/kg

Maximum value of SAR (measured) = 1.62 W/kg



N38 Head ANT5

Date: 2023/6/15

Electronics: DAE4 Sn777

Medium: H700-6000M

Medium parameters used: $f = 2600$ MHz; $\sigma = 1.983$ S/m; $\epsilon_r = 40.433$; $\rho = 1000$ kg/m³

Ambient Temperature: 23.3°C Liquid Temperature: 22.5°C

Communication System: UID 0, 5G NR (0) Frequency: 2600 MHz Duty Cycle: 1:1

Probe: EX3DV4 - SN7464 ConvF(7.5, 7.5, 7.5)

Area Scan (101x171x1): Interpolated grid: $dx=1.200$ mm, $dy=1.200$ mm

Maximum value of SAR (interpolated) = 0.993 W/kg

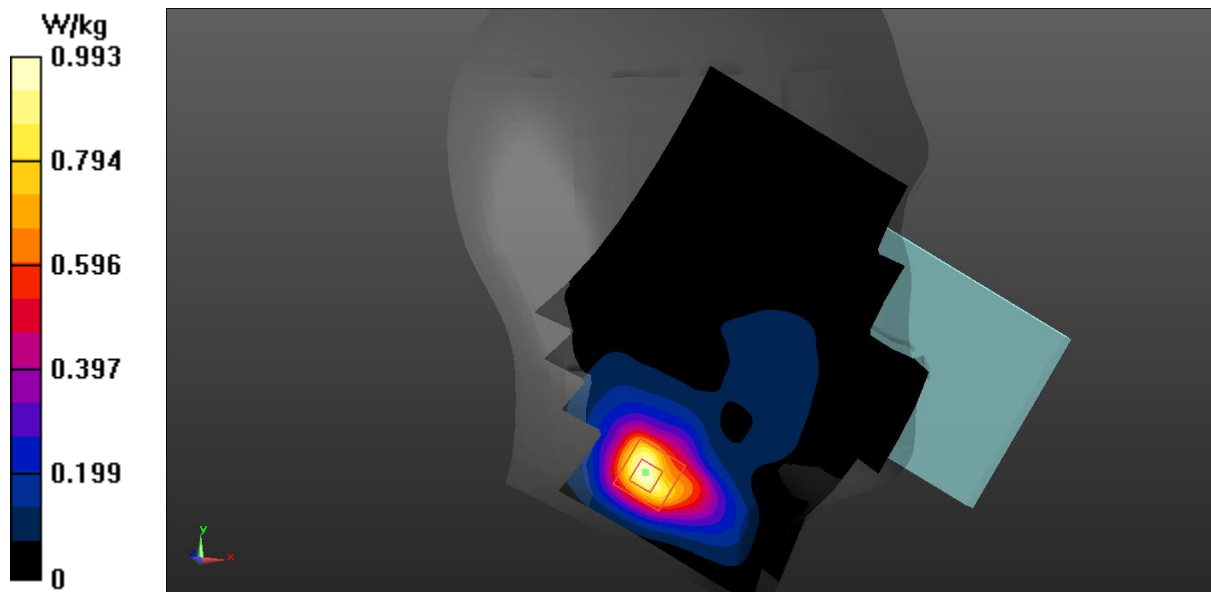
Zoom Scan (7x7x7)/Cube 0: Measurement grid: $dx=5$ mm, $dy=5$ mm, $dz=5$ mm

Reference Value = 4.503 V/m; Power Drift = 0.02 dB

Peak SAR (extrapolated) = 1.52 W/kg

SAR(1 g) = 0.716 W/kg; SAR(10 g) = 0.334 W/kg

Maximum value of SAR (measured) = 1.21 W/kg



N38 Body 0mm ANT5

Date: 2023/6/15

Electronics: DAE4 Sn777

Medium: H700-6000M

Medium parameters used: $f = 2595$ MHz; $\sigma = 1.981$ S/m; $\epsilon_r = 40.443$; $\rho = 1000$ kg/m³

Ambient Temperature: 23.3°C Liquid Temperature: 22.5°C

Communication System: UID 0, n38 (0) Frequency: 2595 MHz Duty Cycle: 1:1

Probe: EX3DV4 - SN7464 ConvF(7.5, 7.5, 7.5)

Area Scan (101x171x1): Interpolated grid: $dx=1.200$ mm, $dy=1.200$ mm

Maximum value of SAR (interpolated) = 1.05 W/kg

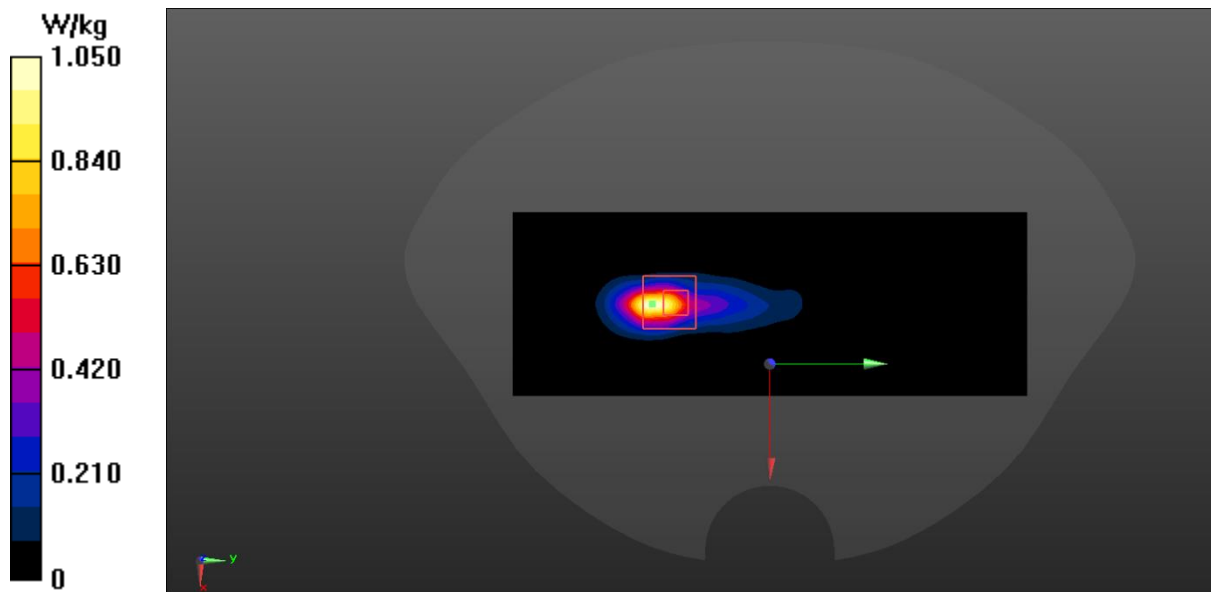
Zoom Scan (7x7x7)/Cube 0: Measurement grid: $dx=5$ mm, $dy=5$ mm, $dz=5$ mm

Reference Value = 6.988 V/m; Power Drift = 0.09 dB

Peak SAR (extrapolated) = 2.73 W/kg

SAR(1 g) = 0.731 W/kg; SAR(10 g) = 0.239 W/kg

Maximum value of SAR (measured) = 2.18 W/kg



N41 Head ANT2

Date: 2023/5/27

Electronics: DAE4 Sn777

Medium: H700-6000M

Medium parameters used (interpolated): $f = 2501.01$ MHz; $\sigma = 1.908$ S/m; $\epsilon_r = 40.417$; $\rho = 1000$ kg/m³

Ambient Temperature: 23.3°C Liquid Temperature: 22.5°C

Communication System: 5G N41 (0) Frequency: 2501.01 MHz Duty Cycle: 1:1

Probe: EX3DV4 - SN7464 ConvF(7.67, 7.67, 7.67)

Area Scan (101x171x1): Interpolated grid: $dx=1.200$ mm, $dy=1.200$ mm

Maximum value of SAR (interpolated) = 1.52 W/kg

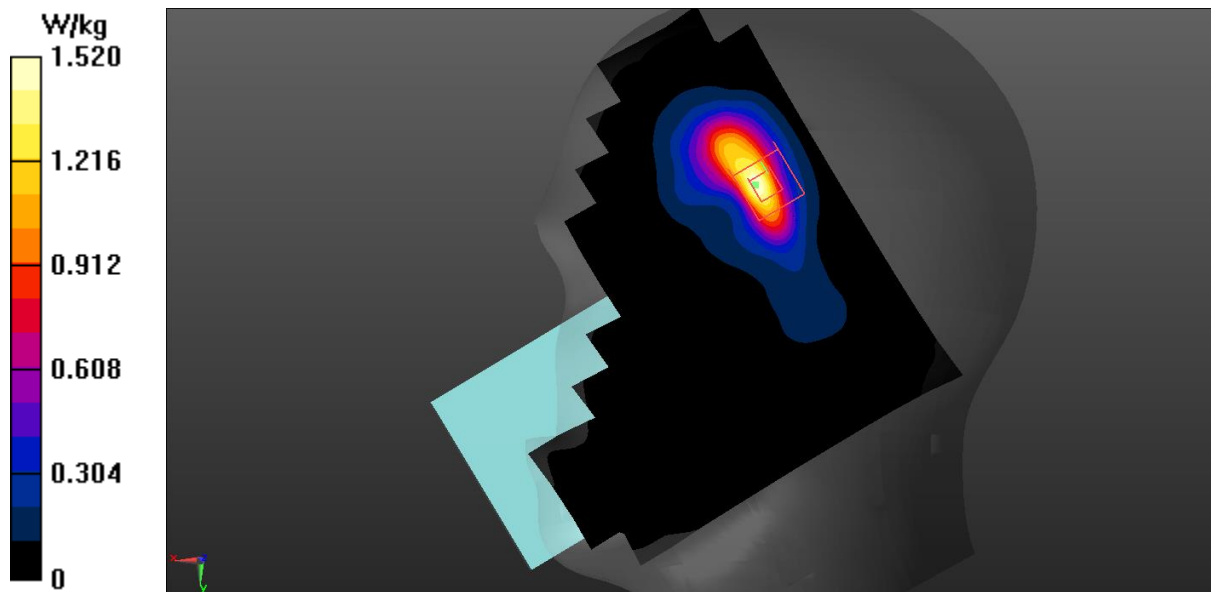
Zoom Scan (7x7x7)/Cube 0: Measurement grid: $dx=5$ mm, $dy=5$ mm, $dz=5$ mm

Reference Value = 9.511 V/m; Power Drift = 0.09 dB

Peak SAR (extrapolated) = 1.93 W/kg

SAR(1 g) = 0.993 W/kg; SAR(10 g) = 0.459 W/kg

Maximum value of SAR (measured) = 1.50 W/kg



N41 Body 0mm ANT2

Date: 2023/5/27

Electronics: DAE4 Sn777

Medium: H700-6000M

Medium parameters used (interpolated): $f = 2501.01$ MHz; $\sigma = 1.908$ S/m; $\epsilon_r = 40.417$; $\rho = 1000$ kg/m³

Ambient Temperature: 23.3°C Liquid Temperature: 22.5°C

Communication System: 5G N41 (0) Frequency: 2501.01 MHz Duty Cycle: 1:1

Probe: EX3DV4 - SN7464 ConvF(7.67, 7.67, 7.67)

Area Scan (101x171x1): Interpolated grid: $dx=1.200$ mm, $dy=1.200$ mm

Maximum value of SAR (interpolated) = 2.09 W/kg

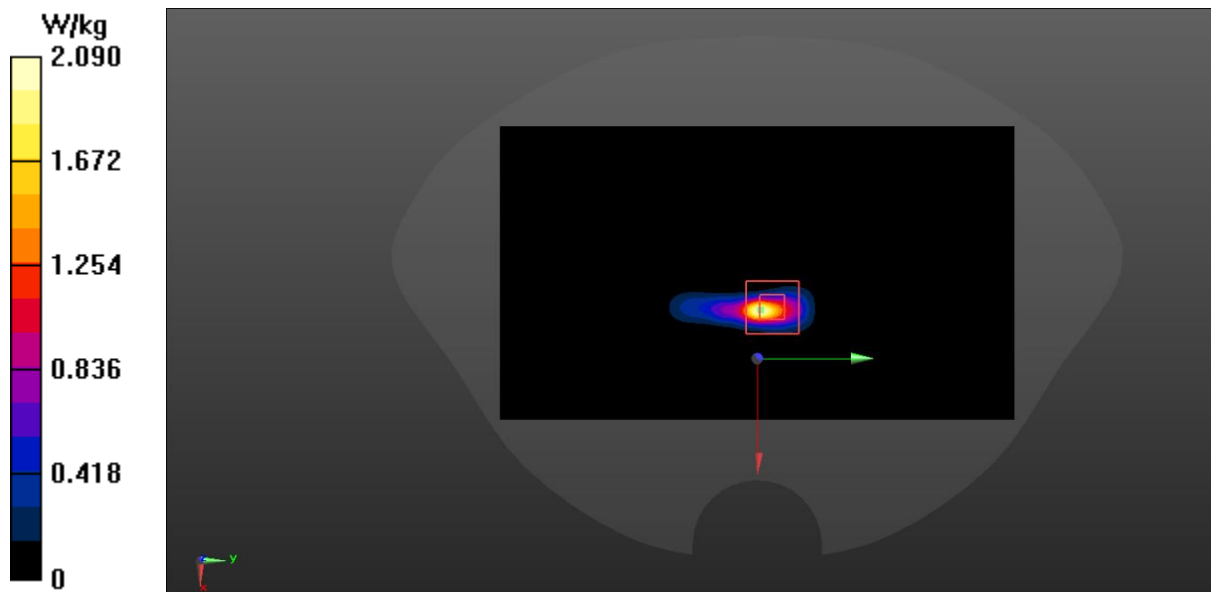
Zoom Scan (7x7x7)/Cube 0: Measurement grid: $dx=5$ mm, $dy=5$ mm, $dz=5$ mm

Reference Value = 20.46 V/m; Power Drift = -0.15 dB

Peak SAR (extrapolated) = 2.34 W/kg

SAR(1 g) = 0.722 W/kg; SAR(10 g) = 0.229 W/kg

Maximum value of SAR (measured) = 1.94 W/kg



N41 Head ANT3

Date: 2023/5/27

Electronics: DAE4 Sn777

Medium: H700-6000M

Medium parameters used (interpolated): $f = 2592.99$ MHz; $\sigma = 1.972$ S/m; $\epsilon_r = 40.26$; $\rho = 1000$ kg/m³

Ambient Temperature: 23.3°C Liquid Temperature: 22.5°C

Communication System: UID 0, 5G N41 (0) Frequency: 2592.99 MHz Duty Cycle: 1:1

Probe: EX3DV4 - SN7464 ConvF(7.5, 7.5, 7.5)

Area Scan (101x171x1): Interpolated grid: $dx=1.200$ mm, $dy=1.200$ mm

Maximum value of SAR (interpolated) = 0.774 W/kg

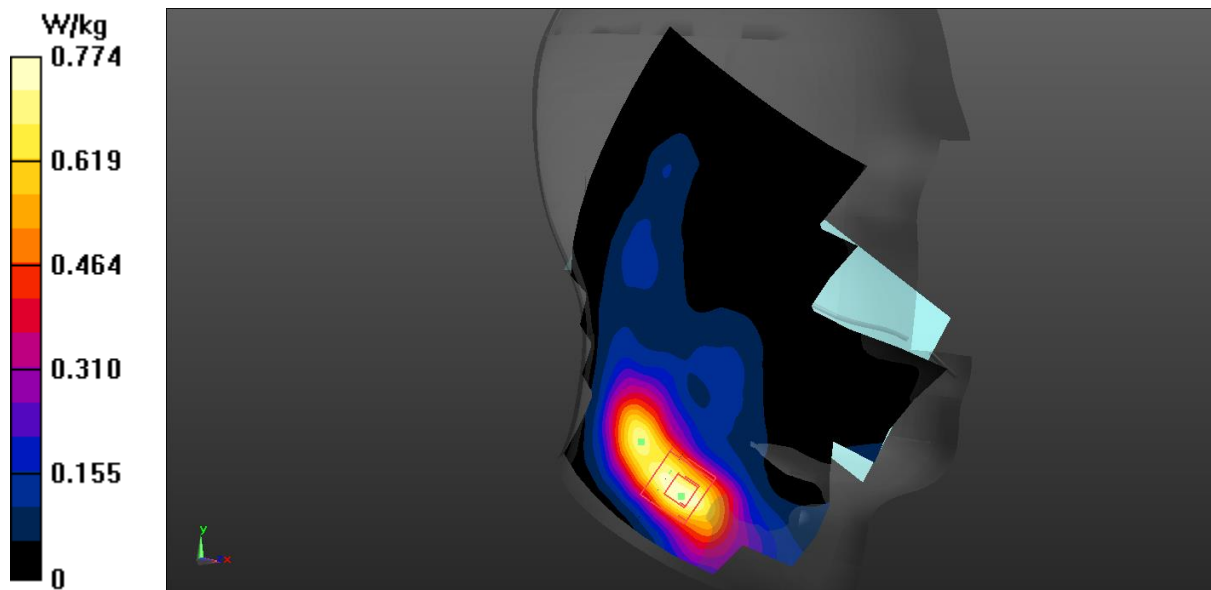
Zoom Scan (7x7x7)/Cube 0: Measurement grid: $dx=5$ mm, $dy=5$ mm, $dz=5$ mm

Reference Value = 6.327 V/m; Power Drift = 0.03 dB

Peak SAR (extrapolated) = 0.905 W/kg

SAR(1 g) = 0.495 W/kg; SAR(10 g) = 0.264 W/kg

Maximum value of SAR (measured) = 0.702 W/kg



N41 Body 0mm ANT3

Date: 2023/5/27

Electronics: DAE4 Sn777

Medium: H700-6000M

Medium parameters used (interpolated): $f = 2639$ MHz; $\sigma = 1.998$ S/m; $\epsilon_r = 40.152$; $\rho = 1000$ kg/m³

Ambient Temperature: 23.3°C Liquid Temperature: 22.5°C

Communication System: UID 0, 5G N41 (0) Frequency: 2639 MHz Duty Cycle: 1:1

Probe: EX3DV4 - SN7464 ConvF(7.5, 7.5, 7.5)

Area Scan (101x171x1): Interpolated grid: $dx=1.200$ mm, $dy=1.200$ mm

Maximum value of SAR (interpolated) = 1.54 W/kg

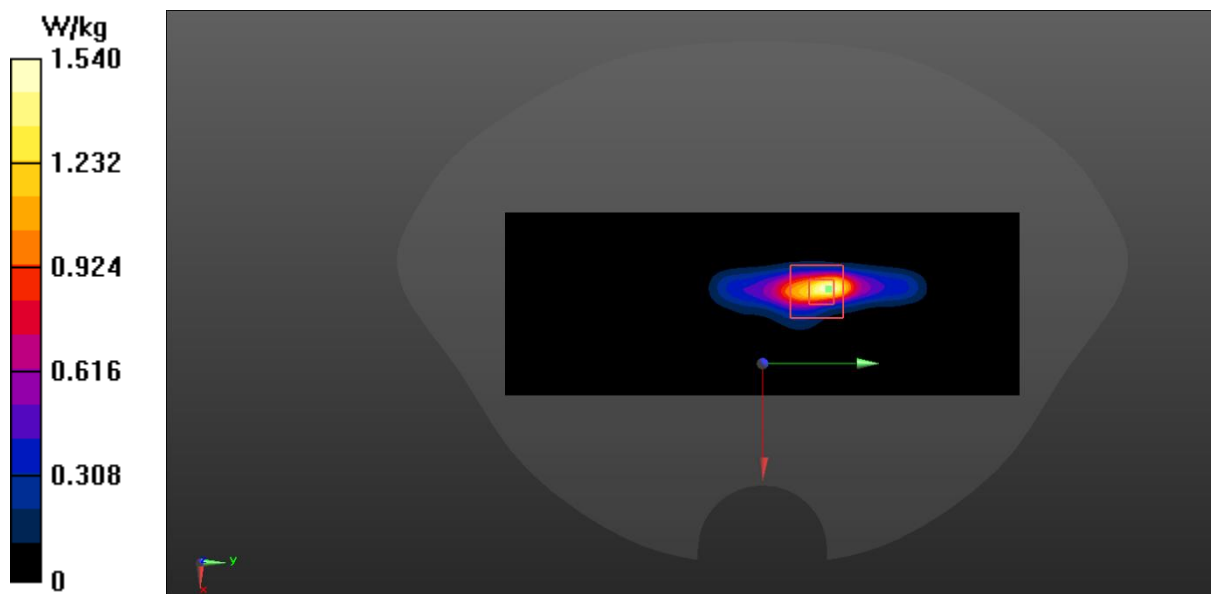
Zoom Scan (7x7x7)/Cube 0: Measurement grid: $dx=5$ mm, $dy=5$ mm, $dz=5$ mm

Reference Value = 6.178 V/m; Power Drift = 0.01 dB

Peak SAR (extrapolated) = 2.92 W/kg

SAR(1 g) = 0.859 W/kg; SAR(10 g) = 0.277 W/kg

Maximum value of SAR (measured) = 1.98 W/kg



N41 Head ANT4

Date: 2023/6/12

Electronics: DAE4 Sn777

Medium: H700-6000M

Medium parameters used (interpolated): $f = 2592.99$ MHz; $\sigma = 1.999$ S/m; $\epsilon_r = 40.649$; $\rho = 1000$ kg/m³

Ambient Temperature: 23.3°C Liquid Temperature: 22.5°C

Communication System: UID 0, 5G N41 (0) Frequency: 2592.99 MHz Duty Cycle: 1:1

Probe: EX3DV4 - SN7464 ConvF(7.5, 7.5, 7.5)

Area Scan (101x171x1): Interpolated grid: $dx=1.200$ mm, $dy=1.200$ mm

Maximum value of SAR (interpolated) = 0.0761 W/kg

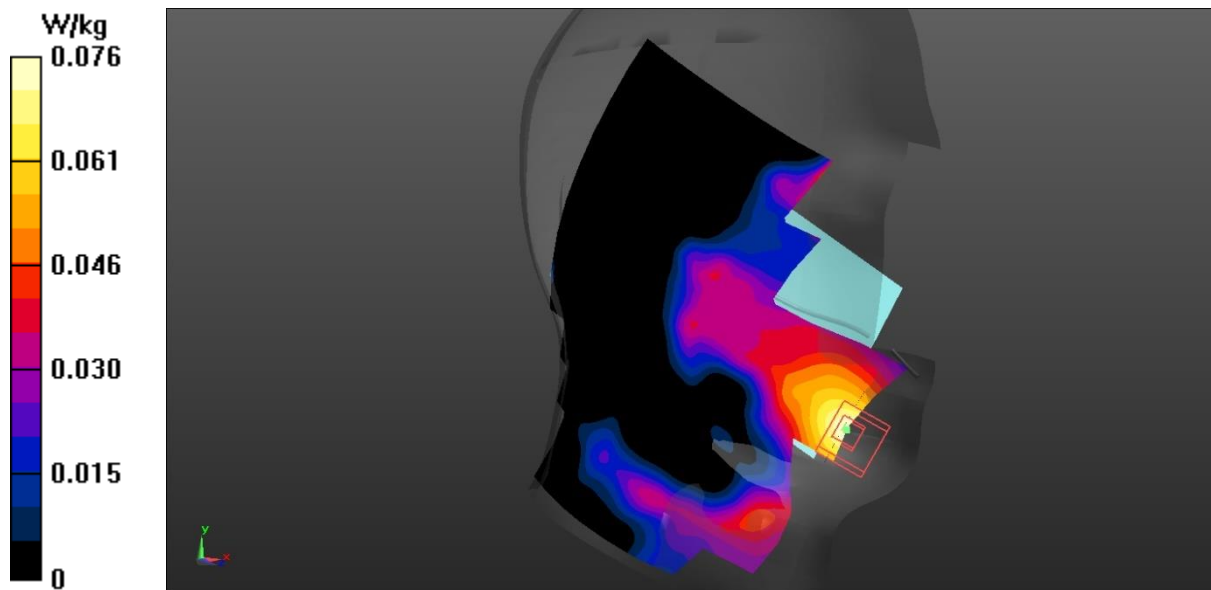
Zoom Scan (7x7x7)/Cube 0: Measurement grid: $dx=5$ mm, $dy=5$ mm, $dz=5$ mm

Reference Value = 0.6900 V/m; Power Drift = 0.02 dB

Peak SAR (extrapolated) = 0.0970 W/kg

SAR(1 g) = 0.055 W/kg; SAR(10 g) = 0.033 W/kg

Maximum value of SAR (measured) = 0.0799 W/kg



N41 Body 0mm ANT4

Date: 2023/6/12

Electronics: DAE4 Sn777

Medium: H700-6000M

Medium parameters used (interpolated): $f = 2639$ MHz; $\sigma = 2.026$ S/m; $\epsilon_r = 40.54$; $\rho = 1000$ kg/m³

Ambient Temperature: 23.3°C Liquid Temperature: 22.5°C

Communication System: UID 0, 5G N41 (0) Frequency: 2639 MHz Duty Cycle: 1:1

Probe: EX3DV4 - SN7464 ConvF(7.5, 7.5, 7.5)

Area Scan (101x171x1): Interpolated grid: $dx=1.200$ mm, $dy=1.200$ mm

Maximum value of SAR (interpolated) = 1.13 W/kg

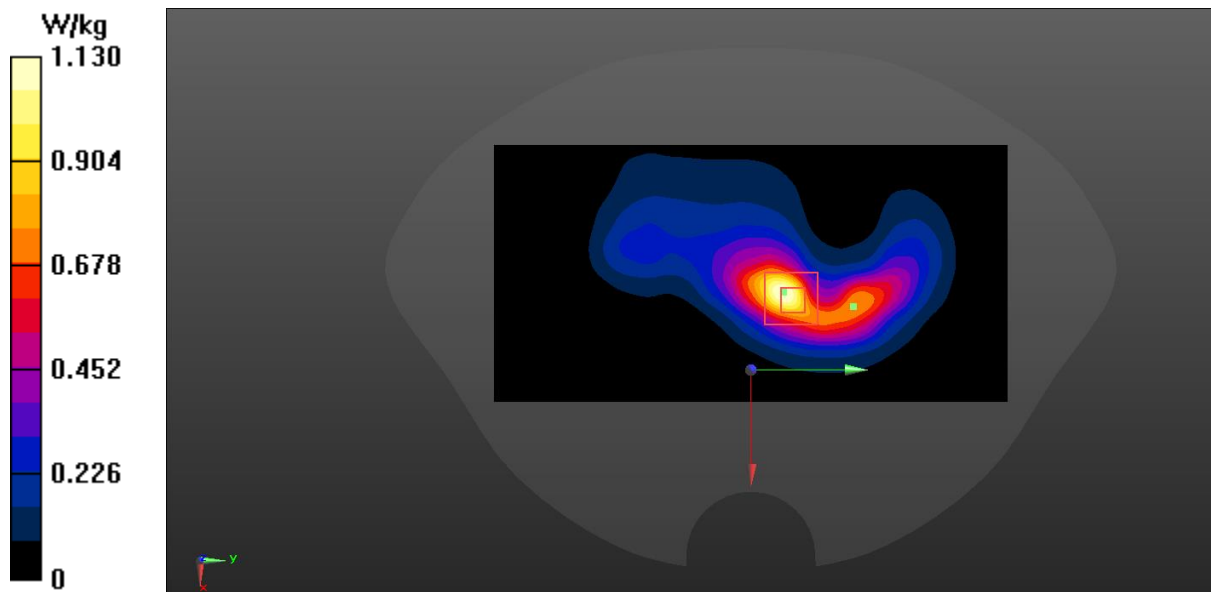
Zoom Scan (7x7x7)/Cube 0: Measurement grid: $dx=5$ mm, $dy=5$ mm, $dz=5$ mm

Reference Value = 10.53 V/m; Power Drift = 0.06 dB

Peak SAR (extrapolated) = 1.52 W/kg

SAR(1 g) = 0.679 W/kg; SAR(10 g) = 0.322 W/kg

Maximum value of SAR (measured) = 1.10 W/kg



N41 Head ANT5

Date: 2023/6/12

Electronics: DAE4 Sn777

Medium: H700-6000M

Medium parameters used (interpolated): $f = 2501.01$ MHz; $\sigma = 1.934$ S/m; $\epsilon_r = 40.808$; $\rho = 1000$ kg/m³

Ambient Temperature: 23.3°C Liquid Temperature: 22.5°C

Communication System: UID 0, 5G NR (0) Frequency: 2501.01 MHz Duty Cycle: 1:1

Probe: EX3DV4 - SN7464 ConvF(7.67, 7.67, 7.67)

Area Scan (101x171x1): Interpolated grid: $dx=1.200$ mm, $dy=1.200$ mm

Maximum value of SAR (interpolated) = 0.820 W/kg

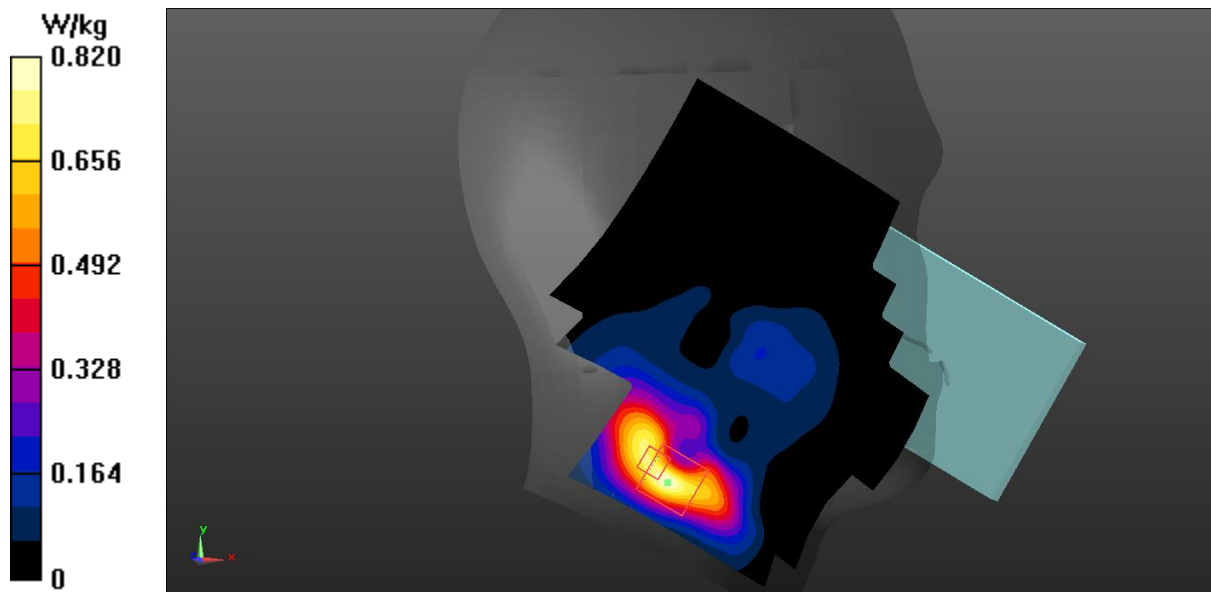
Zoom Scan (7x7x7)/Cube 0: Measurement grid: $dx=5$ mm, $dy=5$ mm, $dz=5$ mm

Reference Value = 5.270 V/m; Power Drift = -0.19 dB

Peak SAR (extrapolated) = 1.31 W/kg

SAR(1 g) = 0.646 W/kg; SAR(10 g) = 0.325 W/kg

Maximum value of SAR (measured) = 1.06 W/kg



N41 Body 0mm ANT5

Date: 2023/6/12

Electronics: DAE4 Sn777

Medium: H700-6000M

Medium parameters used (interpolated): $f = 2547.03$ MHz; $\sigma = 1.974$ S/m; $\epsilon_r = 40.718$; $\rho = 1000$ kg/m³

Ambient Temperature: 23.3°C Liquid Temperature: 22.5°C

Communication System: UID 0, 5G N41 (0) Frequency: 2547.03 MHz Duty Cycle: 1:1

Probe: EX3DV4 - SN7464 ConvF(7.67, 7.67, 7.67)

Area Scan (101x171x1): Interpolated grid: $dx=1.200$ mm, $dy=1.200$ mm

Maximum value of SAR (interpolated) = 0.557 W/kg

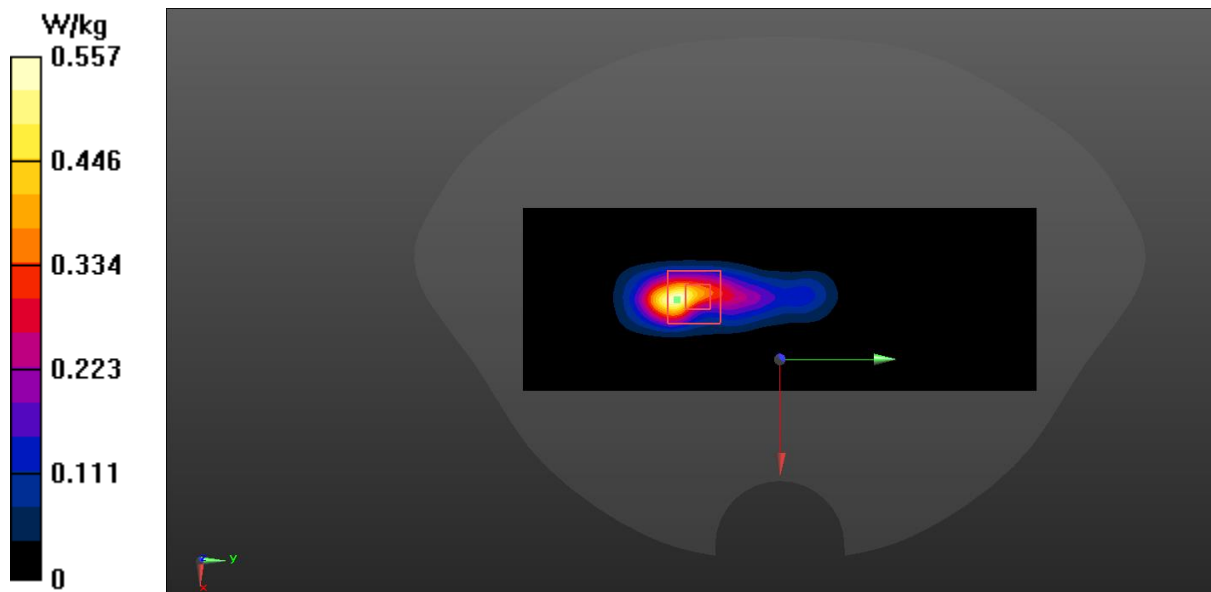
Zoom Scan (7x7x7)/Cube 0: Measurement grid: $dx=5$ mm, $dy=5$ mm, $dz=5$ mm

Reference Value = 5.975 V/m; Power Drift = -0.01 dB

Peak SAR (extrapolated) = 2.35 W/kg

SAR(1 g) = 0.586 W/kg; SAR(10 g) = 0.191 W/kg

Maximum value of SAR (measured) = 1.86 W/kg



N66 Head ANT2

Date: 2023/5/25

Electronics: DAE4 Sn777

Medium: H700-6000M

Medium parameters used: $f = 1745$ MHz; $\sigma = 1.329$ S/m; $\epsilon_r = 41.866$; $\rho = 1000$ kg/m³

Ambient Temperature: 23.3°C Liquid Temperature: 22.5°C

Communication System: UID 0, 5G N66 (0) Frequency: 1745 MHz Duty Cycle: 1:1

Probe: EX3DV4 - SN7464 ConvF(8.54, 8.54, 8.54)

Area Scan (101x141x1): Interpolated grid: $dx=1.500$ mm, $dy=1.500$ mm

Maximum value of SAR (interpolated) = 0.960 W/kg

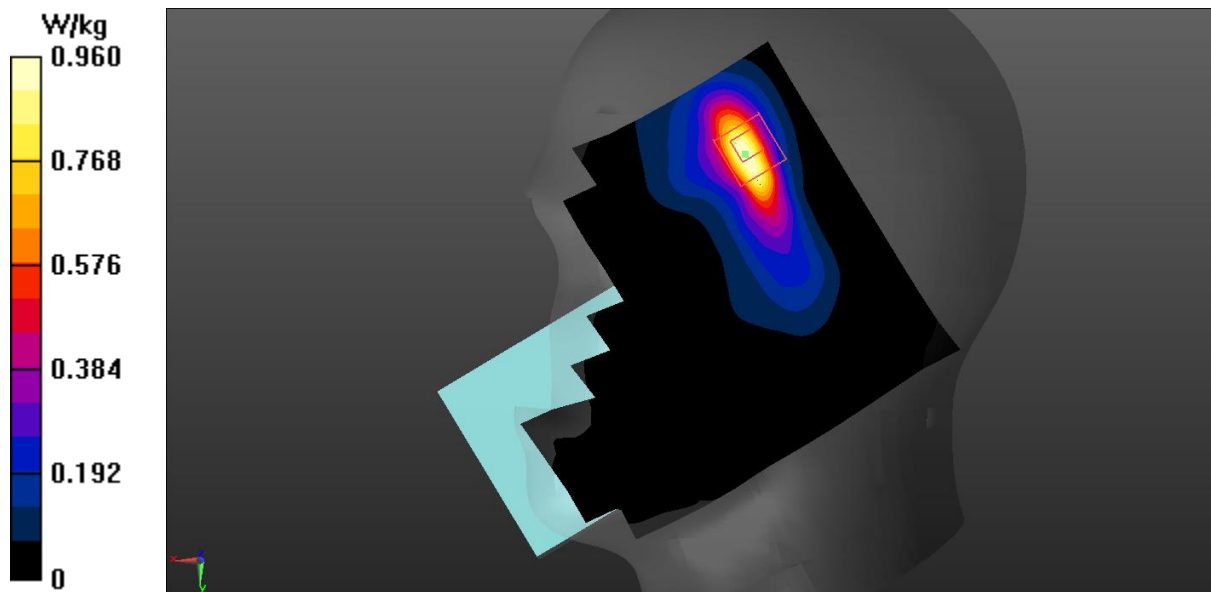
Zoom Scan (5x5x7)/Cube 0: Measurement grid: $dx=8$ mm, $dy=8$ mm, $dz=5$ mm

Reference Value = 11.07 V/m; Power Drift = -0.07 dB

Peak SAR (extrapolated) = 1.10 W/kg

SAR(1 g) = 0.592 W/kg; SAR(10 g) = 0.302 W/kg

Maximum value of SAR (measured) = 0.812 W/kg



N66 Body 0mm ANT2

Date: 2023/5/25

Electronics: DAE4 Sn777

Medium: H700-6000M

Medium parameters used: $f = 1730$ MHz; $\sigma = 1.327$ S/m; $\epsilon_r = 41.895$; $\rho = 1000$ kg/m³

Ambient Temperature: 23.3°C Liquid Temperature: 22.5°C

Communication System: UID 0, 5G N66 (0) Frequency: 1730 MHz Duty Cycle: 1:1

Probe: EX3DV4 - SN7464 ConvF(8.54, 8.54, 8.54)

Area Scan (51x141x1): Interpolated grid: $dx=1.500$ mm, $dy=1.500$ mm

Maximum value of SAR (interpolated) = 1.28 W/kg

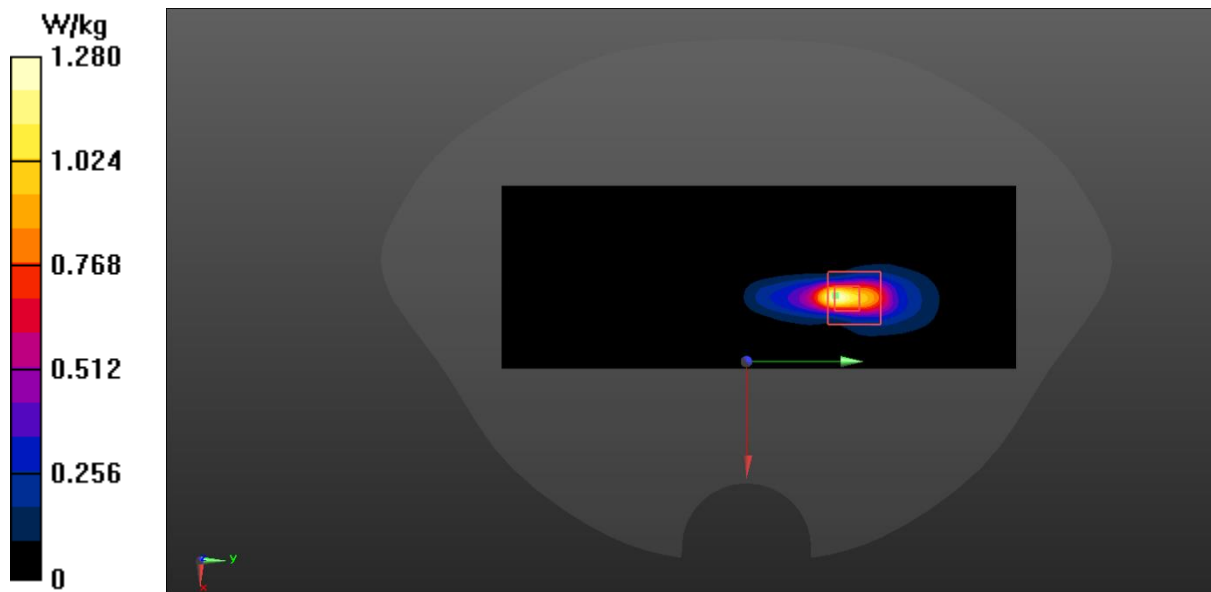
Zoom Scan (6x7x7)/Cube 0: Measurement grid: $dx=8$ mm, $dy=8$ mm, $dz=5$ mm

Reference Value = 3.554 V/m; Power Drift = 0.01 dB

Peak SAR (extrapolated) = 1.72 W/kg

SAR(1 g) = 0.582 W/kg; SAR(10 g) = 0.221 W/kg

Maximum value of SAR (measured) = 1.15 W/kg



N66 Head ANT3

Date: 2023/5/25

Electronics: DAE4 Sn777

Medium: H700-6000M

Medium parameters used: $f = 1745$ MHz; $\sigma = 1.329$ S/m; $\epsilon_r = 41.866$; $\rho = 1000$ kg/m³

Ambient Temperature: 23.3°C Liquid Temperature: 22.5°C

Communication System: UID 0, 5G N66 (0) Frequency: 1745 MHz Duty Cycle: 1:1

Probe: EX3DV4 - SN7464 ConvF(8.54, 8.54, 8.54)

Area Scan (121x141x1): Interpolated grid: dx=1.500 mm, dy=1.500 mm

Maximum value of SAR (interpolated) = 0.669 W/kg

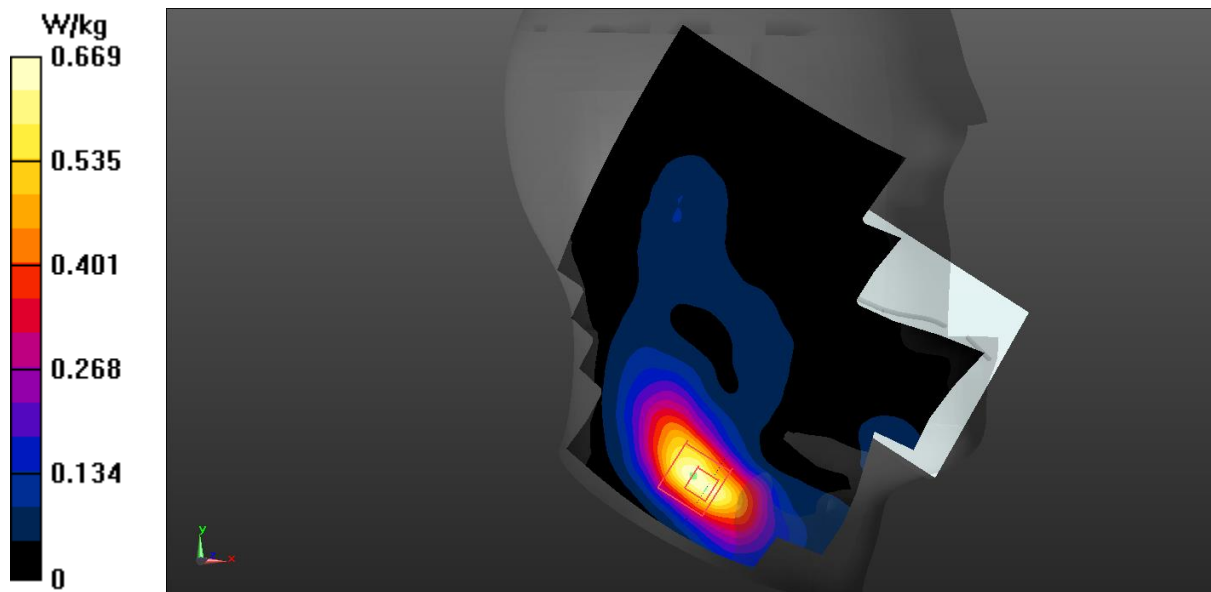
Zoom Scan (5x5x7)/Cube 0: Measurement grid: dx=8mm, dy=8mm, dz=5mm

Reference Value = 7.921 V/m; Power Drift = -0.07 dB

Peak SAR (extrapolated) = 0.713 W/kg

SAR(1 g) = 0.444 W/kg; SAR(10 g) = 0.270 W/kg

Maximum value of SAR (measured) = 0.613 W/kg



N66 Body 0mm ANT3

Date: 2023/5/25

Electronics: DAE4 Sn777

Medium: H700-6000M

Medium parameters used: $f = 1760$ MHz; $\sigma = 1.333$ S/m; $\epsilon_r = 41.817$; $\rho = 1000$ kg/m³

Ambient Temperature: 23.3°C Liquid Temperature: 22.5°C

Communication System: N66 (0) Frequency: 1760 MHz Duty Cycle: 1:1

Probe: EX3DV4 - SN7464 ConvF(8.54, 8.54, 8.54)

Area Scan (51x141x1): Interpolated grid: $dx=1.500$ mm, $dy=1.500$ mm

Maximum value of SAR (interpolated) = 0.583 W/kg

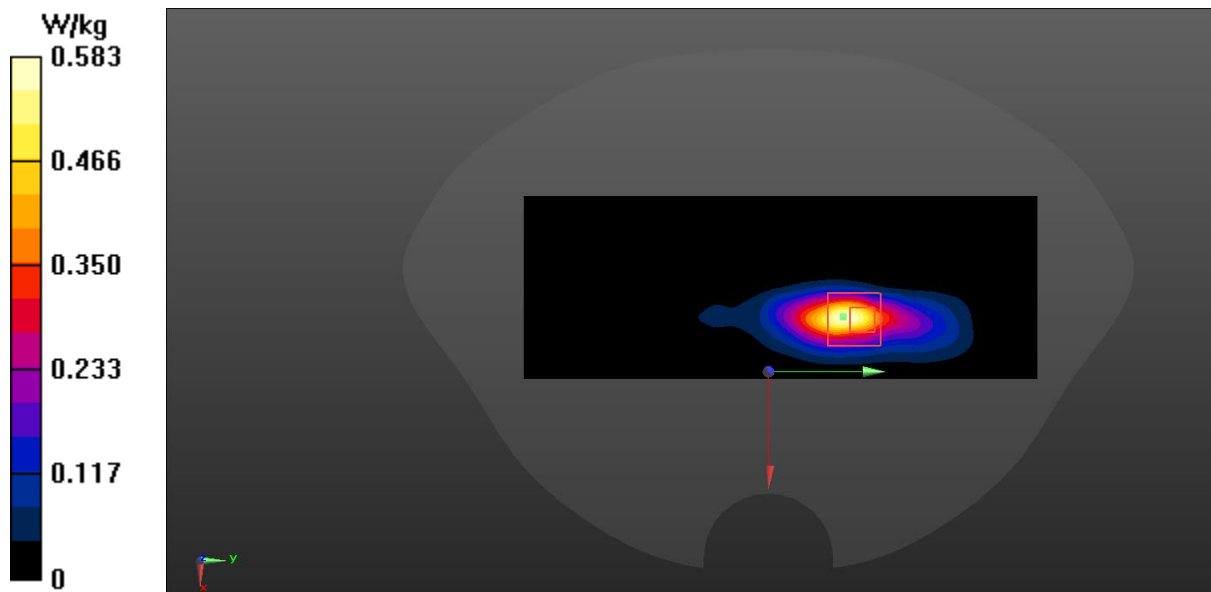
Zoom Scan (6x6x7)/Cube 0: Measurement grid: $dx=8$ mm, $dy=8$ mm, $dz=5$ mm

Reference Value = 9.396 V/m; Power Drift = 0.17 dB

Peak SAR (extrapolated) = 1.53 W/kg

SAR(1 g) = 0.526 W/kg; SAR(10 g) = 0.203 W/kg

Maximum value of SAR (measured) = 1.10 W/kg



N66 Head ANT4

Date: 2023/6/6

Electronics: DAE4 Sn777

Medium: H700-6000M

Medium parameters used: $f = 1760$ MHz; $\sigma = 1.321$ S/m; $\epsilon_r = 41.434$; $\rho = 1000$ kg/m³

Ambient Temperature: 23.3°C Liquid Temperature: 22.5°C

Communication System: UID 0, N66 (0) Frequency: 1760 MHz Duty Cycle: 1:1

Probe: EX3DV4 - SN7464 ConvF(8.54, 8.54, 8.54)

Area Scan (101x141x1): Interpolated grid: dx=1.500 mm, dy=1.500 mm

Maximum value of SAR (interpolated) = 0.156 W/kg

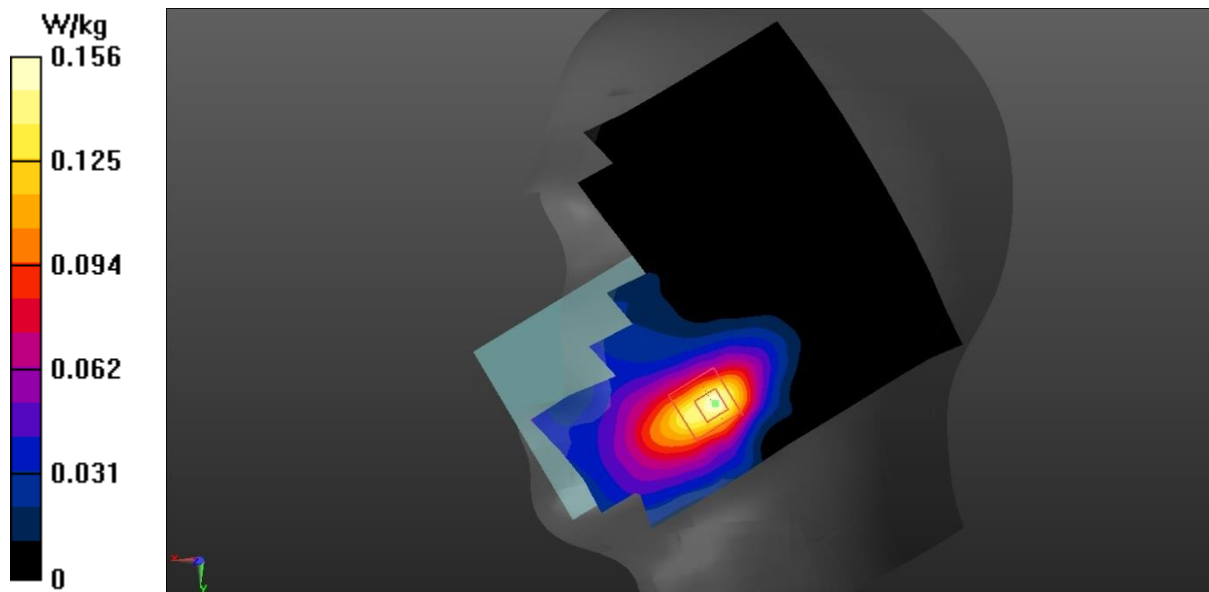
Zoom Scan (5x5x7)/Cube 0: Measurement grid: dx=8mm, dy=8mm, dz=5mm

Reference Value = 1.994 V/m; Power Drift = 0.14 dB

Peak SAR (extrapolated) = 0.187 W/kg

SAR(1 g) = 0.116 W/kg; SAR(10 g) = 0.070 W/kg

Maximum value of SAR (measured) = 0.164 W/kg



N66 Body 0mm ANT4

Date: 2023/6/6

Electronics: DAE4 Sn777

Medium: H700-6000M

Medium parameters used: $f = 1760$ MHz; $\sigma = 1.321$ S/m; $\epsilon_r = 41.434$; $\rho = 1000$ kg/m³

Ambient Temperature: 23.3°C Liquid Temperature: 22.5°C

Communication System: UID 0, N66 (0) Frequency: 1760 MHz Duty Cycle: 1:1

Probe: EX3DV4 - SN7464 ConvF(8.54, 8.54, 8.54)

Area Scan (51x141x1): Interpolated grid: $dx=1.500$ mm, $dy=1.500$ mm

Maximum value of SAR (interpolated) = 0.891 W/kg

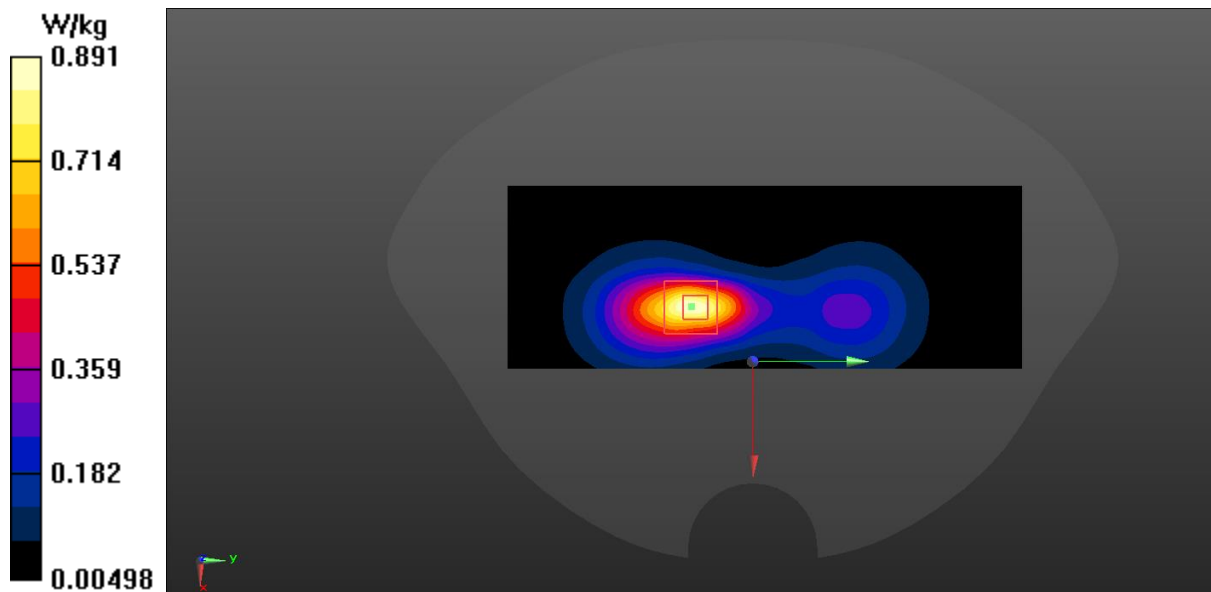
Zoom Scan (6x6x7)/Cube 0: Measurement grid: $dx=8$ mm, $dy=8$ mm, $dz=5$ mm

Reference Value = 16.67 V/m; Power Drift = -0.03 dB

Peak SAR (extrapolated) = 1.17 W/kg

SAR(1 g) = 0.614 W/kg; SAR(10 g) = 0.321 W/kg

Maximum value of SAR (measured) = 0.934 W/kg



N66 Head ANT5

Date: 2023/6/6

Electronics: DAE4 Sn777

Medium: H700-6000M

Medium parameters used: $f = 1745$ MHz; $\sigma = 1.317$ S/m; $\epsilon_r = 41.483$; $\rho = 1000$ kg/m³

Ambient Temperature: 23.3°C Liquid Temperature: 22.5°C

Communication System: UID 0, 5G N66 (0) Frequency: 1745 MHz Duty Cycle: 1:1

Probe: EX3DV4 - SN7464 ConvF(8.54, 8.54, 8.54)

Area Scan (121x141x1): Interpolated grid: $dx=1.500$ mm, $dy=1.500$ mm

Maximum value of SAR (interpolated) = 0.831 W/kg

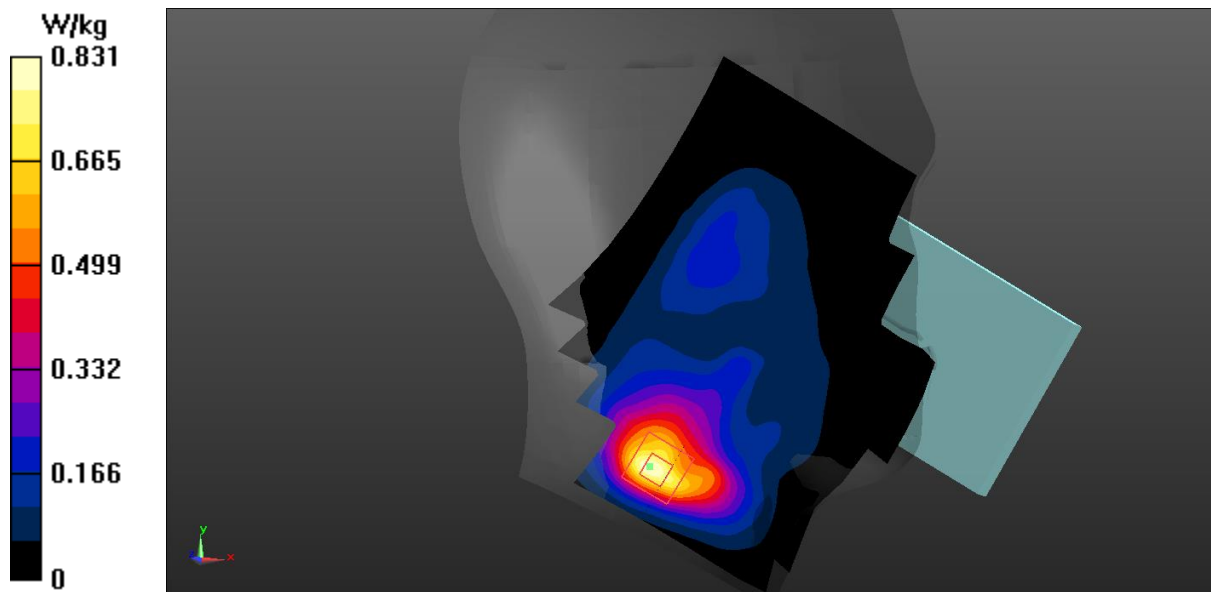
Zoom Scan (5x5x7)/Cube 0: Measurement grid: $dx=8$ mm, $dy=8$ mm, $dz=5$ mm

Reference Value = 11.33 V/m; Power Drift = 0.04 dB

Peak SAR (extrapolated) = 1.01 W/kg

SAR(1 g) = 0.606 W/kg; SAR(10 g) = 0.336 W/kg

Maximum value of SAR (measured) = 0.844 W/kg



N66 Body 0mm ANT5

Date: 2023/6/6

Electronics: DAE4 Sn777

Medium: H700-6000M

Medium parameters used: $f = 1760$ MHz; $\sigma = 1.321$ S/m; $\epsilon_r = 41.434$; $\rho = 1000$ kg/m³

Ambient Temperature: 23.3°C Liquid Temperature: 22.5°C

Communication System: UID 0, N66 (0) Frequency: 1760 MHz Duty Cycle: 1:1

Probe: EX3DV4 - SN7464 ConvF(8.54, 8.54, 8.54)

Area Scan (51x141x1): Interpolated grid: $dx=1.500$ mm, $dy=1.500$ mm

Maximum value of SAR (interpolated) = 2.47 W/kg

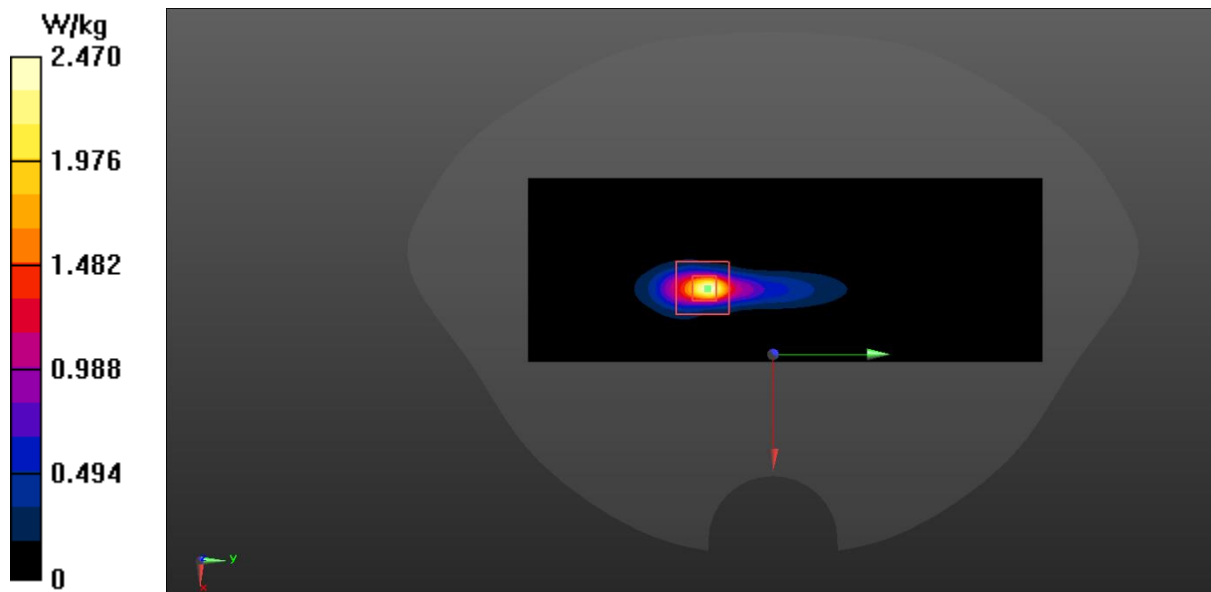
Zoom Scan (5x5x7)/Cube 0: Measurement grid: $dx=8$ mm, $dy=8$ mm, $dz=5$ mm

Reference Value = 9.818 V/m; Power Drift = 0.02 dB

Peak SAR (extrapolated) = 2.71 W/kg

SAR(1 g) = 0.878 W/kg; SAR(10 g) = 0.331 W/kg

Maximum value of SAR (measured) = 2.20 W/kg



N71 Head ANT0

Date: 2023/5/13

Electronics: DAE4 Sn777

Medium: H700-6000M

Medium parameters used (extrapolated): $f = 688 \text{ MHz}$; $\sigma = 0.856 \text{ S/m}$; $\epsilon_r = 44.067$; $\rho = 1000 \text{ kg/m}^3$

Ambient Temperature: 23.3°C Liquid Temperature: 22.5°C

Communication System: UID 0, 5G N71 (0) Frequency: 688 MHz Duty Cycle: 1:1

Probe: EX3DV4 - SN7464 ConvF(10.26, 10.26, 10.26)

Area Scan (121x141x1): Interpolated grid: $dx=1.500 \text{ mm}$, $dy=1.500 \text{ mm}$

Maximum value of SAR (interpolated) = 0.736 W/kg

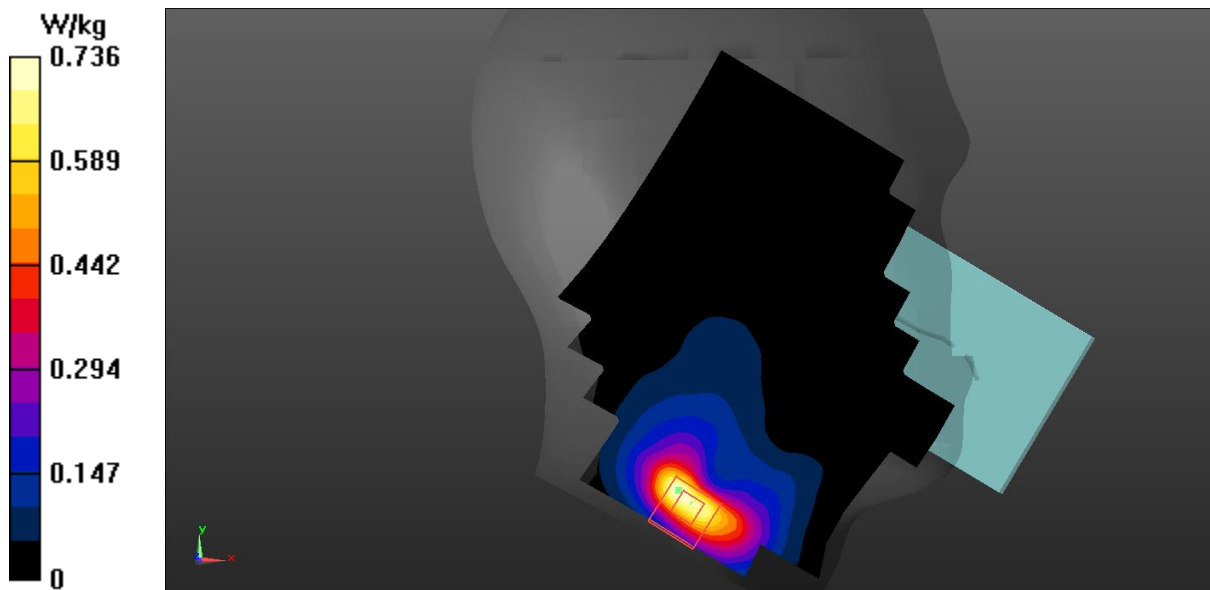
Zoom Scan (7x6x7)/Cube 0: Measurement grid: $dx=8\text{mm}$, $dy=8\text{mm}$, $dz=5\text{mm}$

Reference Value = 5.961 V/m ; Power Drift = -0.06 dB

Peak SAR (extrapolated) = 1.29 W/kg

SAR(1 g) = 0.519 W/kg ; SAR(10 g) = 0.247 W/kg

Maximum value of SAR (measured) = 0.949 W/kg



N71 Body 0mm ANT0

Date: 2023/5/13

Electronics: DAE4 Sn777

Medium: H700-6000M

Medium parameters used (extrapolated): $f = 673$ MHz; $\sigma = 0.856$ S/m; $\epsilon_r = 44.067$; $\rho = 1000$ kg/m³

Ambient Temperature: 23.3°C Liquid Temperature: 22.5°C

Communication System: UID 0, 5G N71 (0) Frequency: 673 MHz Duty Cycle: 1:1

Probe: EX3DV4 - SN7464 ConvF(10.26, 10.26, 10.26)

Area Scan (51x141x1): Interpolated grid: $dx=1.500$ mm, $dy=1.500$ mm

Maximum value of SAR (interpolated) = 1.96 W/kg

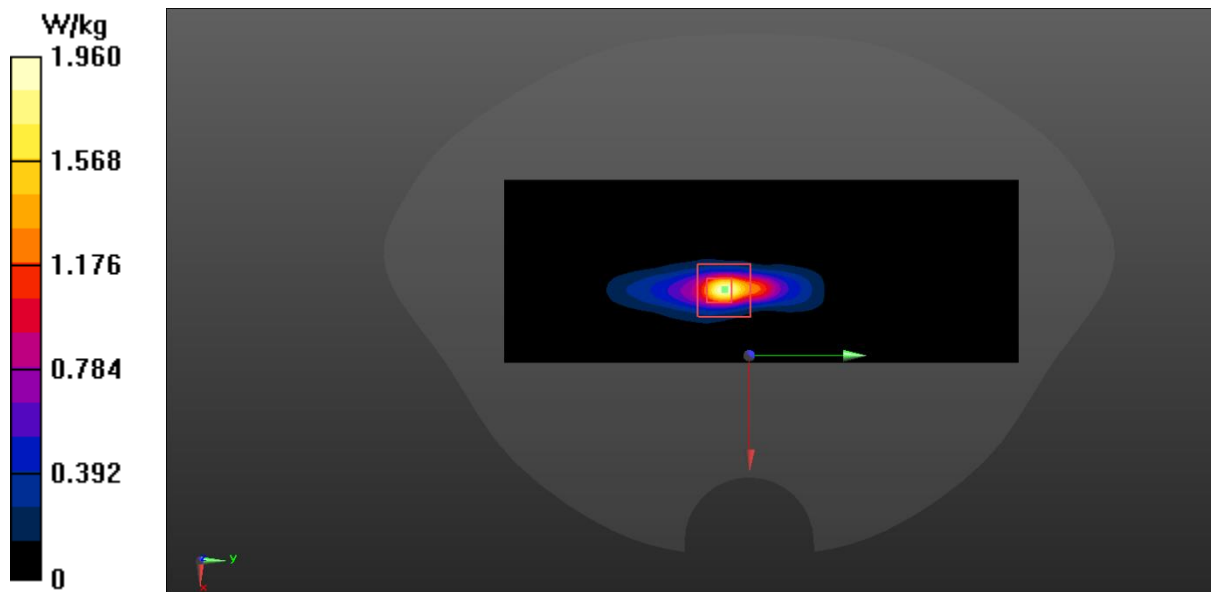
Zoom Scan (6x6x7)/Cube 0: Measurement grid: $dx=8$ mm, $dy=8$ mm, $dz=5$ mm

Reference Value = 12.39 V/m; Power Drift = 0.03 dB

Peak SAR (extrapolated) = 2.75 W/kg

SAR(1 g) = 0.687 W/kg; SAR(10 g) = 0.260 W/kg

Maximum value of SAR (measured) = 1.54 W/kg



N71 Head ANT1

Date: 2023/5/13

Electronics: DAE4 Sn777

Medium: H700-6000M

Medium parameters used (extrapolated): $f = 688 \text{ MHz}$; $\sigma = 0.856 \text{ S/m}$; $\epsilon_r = 44.067$; $\rho = 1000 \text{ kg/m}^3$

Ambient Temperature: 23.3°C Liquid Temperature: 22.5°C

Communication System: UID 0, 5G N71 (0) Frequency: 688 MHz Duty Cycle: 1:1

Probe: EX3DV4 - SN7464 ConvF(10.26, 10.26, 10.26)

Area Scan (121x141x1): Interpolated grid: $dx=1.500 \text{ mm}$, $dy=1.500 \text{ mm}$

Maximum value of SAR (interpolated) = 0.0634 W/kg

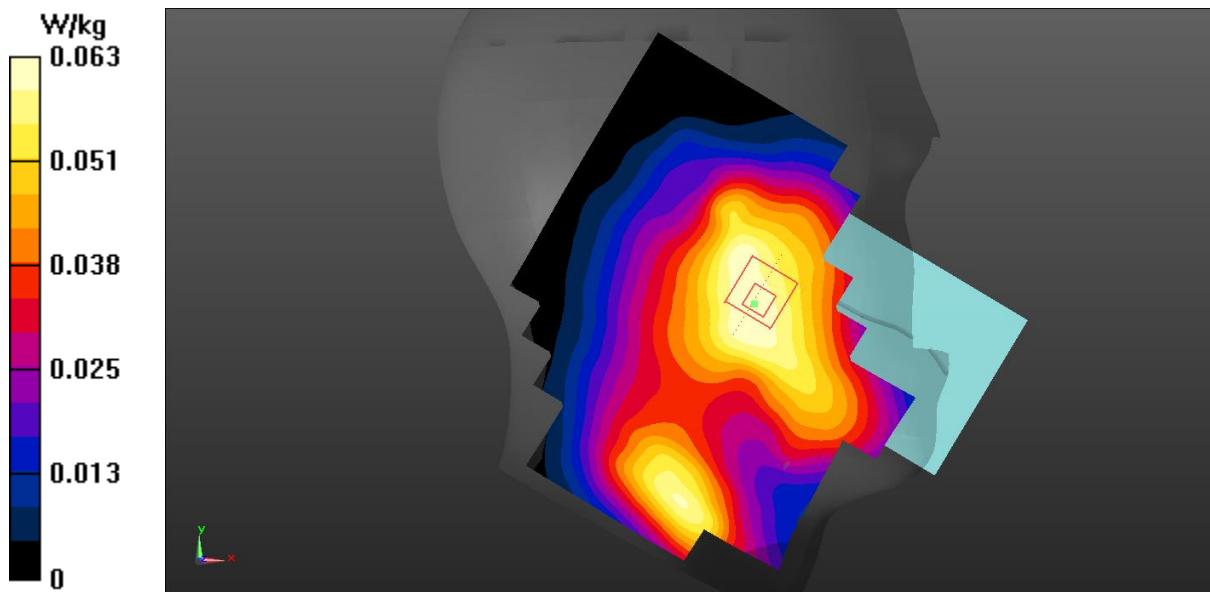
Zoom Scan (6x5x7)/Cube 0: Measurement grid: $dx=8\text{mm}$, $dy=8\text{mm}$, $dz=5\text{mm}$

Reference Value = 4.270 V/m ; Power Drift = 0.03 dB

Peak SAR (extrapolated) = 0.0720 W/kg

SAR(1 g) = 0.055 W/kg ; SAR(10 g) = 0.046 W/kg

Maximum value of SAR (measured) = 0.0647 W/kg



N71 Body 0mm ANT1

Date: 2023/5/13

Electronics: DAE4 Sn777

Medium: H700-6000M

Medium parameters used (extrapolated): $f = 680.5$ MHz; $\sigma = 0.856$ S/m; $\epsilon_r = 44.067$; $\rho = 1000$ kg/m³

Ambient Temperature: 23.3°C Liquid Temperature: 22.5°C

Communication System: UID 0, 5G N71 (0) Frequency: 680.5 MHz Duty Cycle: 1:1

Probe: EX3DV4 - SN7464 ConvF(10.26, 10.26, 10.26)

Area Scan (51x141x1): Interpolated grid: dx=1.500 mm, dy=1.500 mm

Maximum value of SAR (interpolated) = 1.08 W/kg

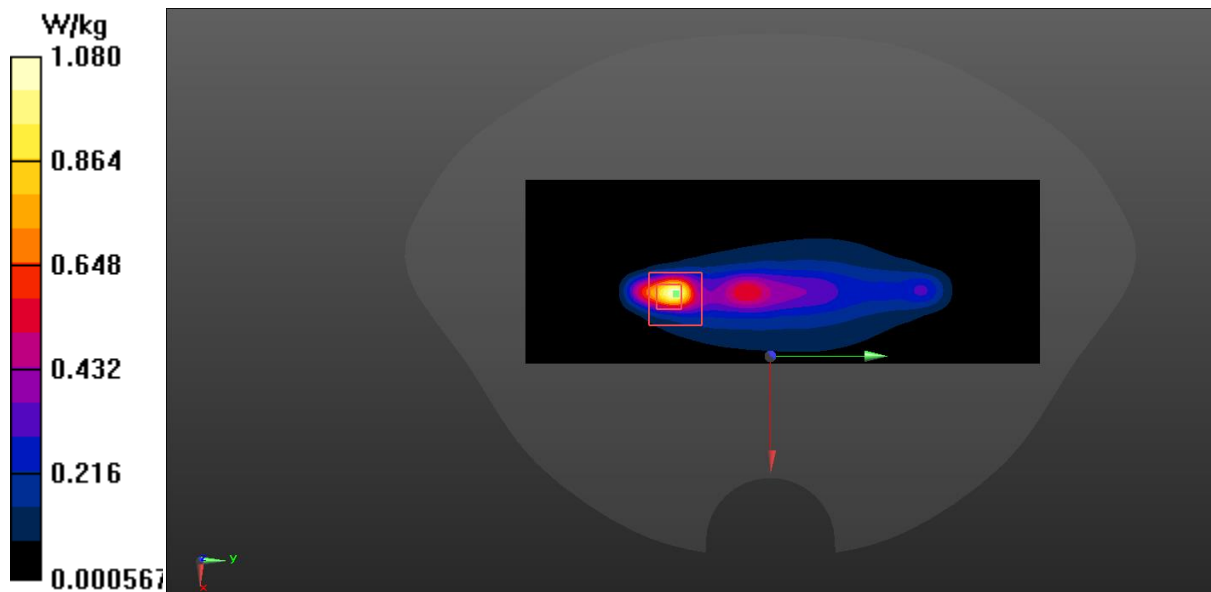
Zoom Scan (6x6x7)/Cube 0: Measurement grid: dx=8mm, dy=8mm, dz=5mm

Reference Value = 17.53 V/m; Power Drift = 0.04 dB

Peak SAR (extrapolated) = 2.21 W/kg

SAR(1 g) = 0.498 W/kg; SAR(10 g) = 0.170 W/kg

Maximum value of SAR (measured) = 1.21 W/kg



N77 L Head ANTO

Date: 2023/6/18

Electronics: DAE4 Sn777

Medium: H700-6000M

Medium parameters used (interpolated): $f = 3500.01$ MHz; $\sigma = 2.968$ S/m; $\epsilon_r = 38.493$; $\rho = 1000$ kg/m³

Ambient Temperature: 23.3°C Liquid Temperature: 22.5°C

Communication System: UID 0, N77 (0) Frequency: 3500.01 MHz Duty Cycle: 1:2.49977

Probe: EX3DV4 - SN7464 ConvF(7.06, 7.06, 7.06)

Area Scan (121x211x1): Interpolated grid: $dx=1.000$ mm, $dy=1.000$ mm

Maximum value of SAR (interpolated) = 1.18 W/kg

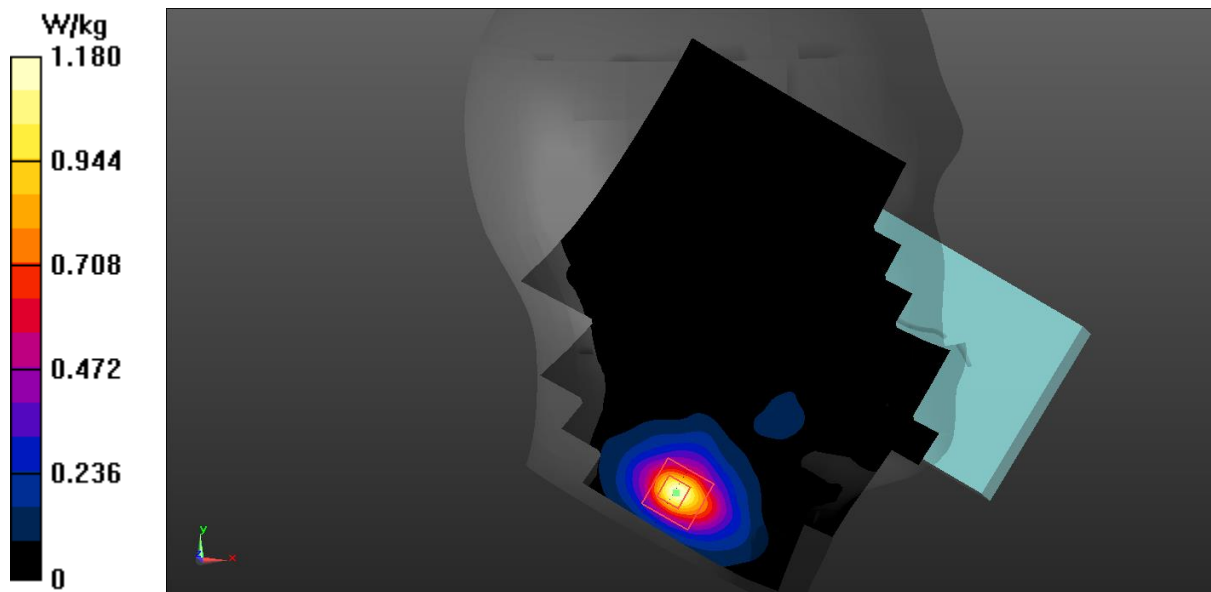
Zoom Scan (9x9x7)/Cube 0: Measurement grid: $dx=4$ mm, $dy=4$ mm, $dz=1.4$ mm

Reference Value = 0 V/m; Power Drift = 0.16 dB

Peak SAR (extrapolated) = 1.47 W/kg

SAR(1 g) = 0.639 W/kg; SAR(10 g) = 0.285 W/kg

Maximum value of SAR (measured) = 1.14 W/kg



N77 L Body 0mm ANT0

Date: 2023/6/18

Electronics: DAE4 Sn777

Medium: H700-6000M

Medium parameters used (interpolated): $f = 3445.01$ MHz; $\sigma = 2.927$ S/m; $\epsilon_r = 38.543$; $\rho = 1000$ kg/m³

Ambient Temperature: 23.3°C Liquid Temperature: 22.5°C

Communication System: UID 0, N77 (0) Frequency: 3445.01 MHz Duty Cycle: 1:2.49977

Probe: EX3DV4 - SN7464 ConvF(7.06, 7.06, 7.06)

Area Scan (121x211x1): Interpolated grid: dx=1.000 mm, dy=1.000 mm

Maximum value of SAR (interpolated) = 1.83 W/kg

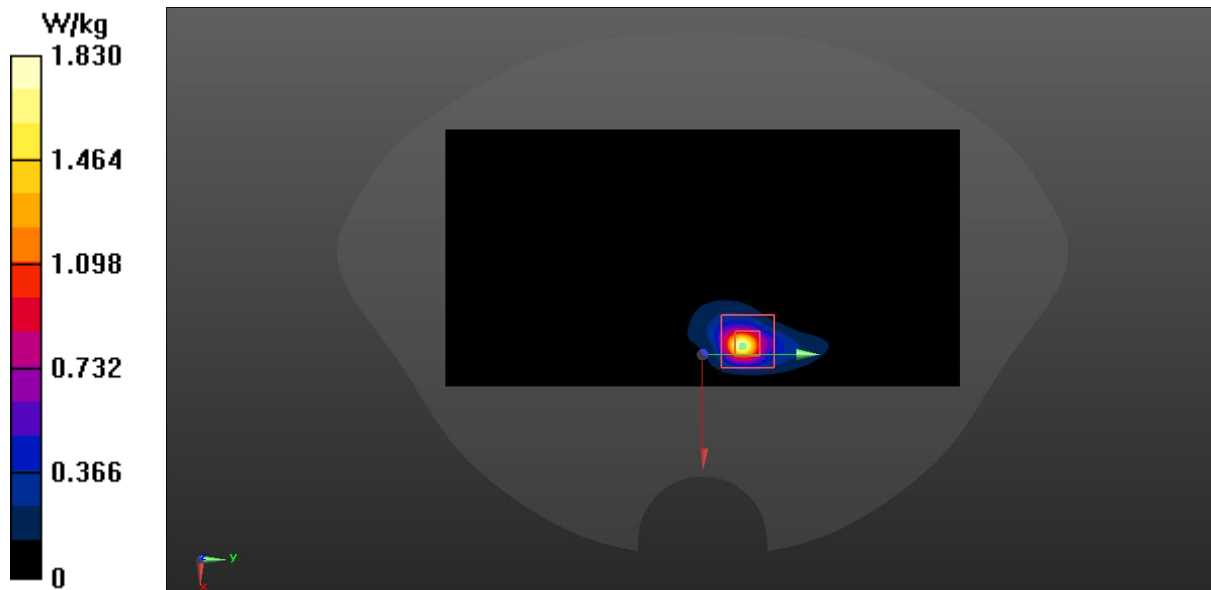
Zoom Scan (9x9x7)/Cube 0: Measurement grid: dx=4mm, dy=4mm, dz=1.4mm

Reference Value = 8.037 V/m; Power Drift = -0.14 dB

Peak SAR (extrapolated) = 3.23 W/kg

SAR(1 g) = 0.682 W/kg; SAR(10 g) = 0.204 W/kg

Maximum value of SAR (measured) = 2.25 W/kg



N77 L Head ANT2

Date: 2023/6/18

Electronics: DAE4 Sn777

Medium: H700-6000M

Medium parameters used (interpolated): $f = 3445.01$ MHz; $\sigma = 2.927$ S/m; $\epsilon_r = 38.543$; $\rho = 1000$ kg/m³

Ambient Temperature: 23.3°C Liquid Temperature: 22.5°C

Communication System: UID 0, N77 (0) Frequency: 3445.01 MHz Duty Cycle: 1:2.49977

Probe: EX3DV4 - SN7464 ConvF(7.06, 7.06, 7.06)

Area Scan (121x211x1): Interpolated grid: $dx=1.000$ mm, $dy=1.000$ mm

Maximum value of SAR (interpolated) = 1.48 W/kg


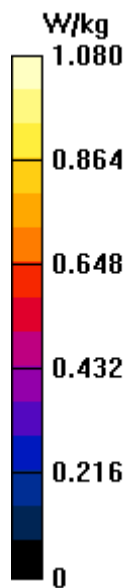
Zoom Scan (9x9x7)/Cube 0: Measurement grid: $dx=4$ mm, $dy=4$ mm, $dz=1.4$ mm

Reference Value = 9.292 V/m; Power Drift = 0.02 dB

Peak SAR (extrapolated) = 1.72 W/kg

SAR(1 g) = 0.667 W/kg; SAR(10 g) = 0.256 W/kg

Maximum value of SAR (measured) = 1.08 W/kg



N77 L Body 0mm ANT2

Date: 2023/6/18

Electronics: DAE4 Sn777

Medium: H700-6000M

Medium parameters used (interpolated): $f = 3445.01$ MHz; $\sigma = 2.927$ S/m; $\epsilon_r = 38.543$; $\rho = 1000$ kg/m³

Ambient Temperature: 23.3°C Liquid Temperature: 22.5°C

Communication System: UID 0, N77 (0) Frequency: 3445.01 MHz Duty Cycle: 1:2.49977

Probe: EX3DV4 - SN7464 ConvF(7.06, 7.06, 7.06)

Area Scan (121x211x1): Interpolated grid: $dx=1.000$ mm, $dy=1.000$ mm

Maximum value of SAR (interpolated) = 2.29 W/kg

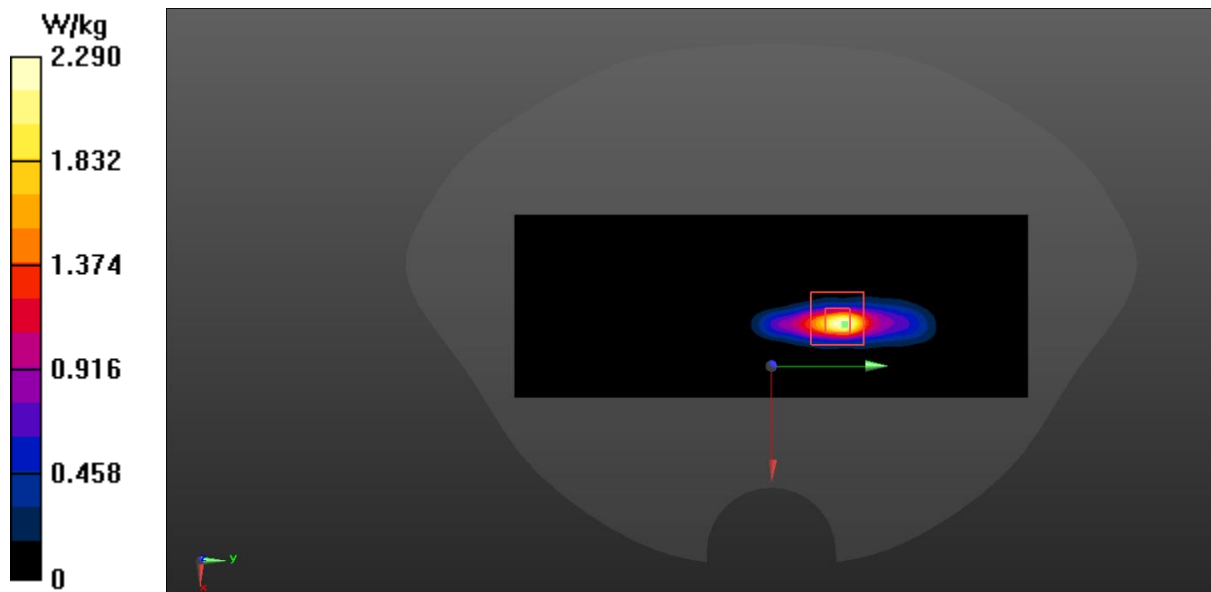
Zoom Scan (9x9x7)/Cube 0: Measurement grid: $dx=4$ mm, $dy=4$ mm, $dz=1.4$ mm

Reference Value = 16.04 V/m; Power Drift = 0.03 dB

Peak SAR (extrapolated) = 3.88 W/kg

SAR(1 g) = 0.831 W/kg; SAR(10 g) = 0.240 W/kg

Maximum value of SAR (measured) = 2.75 W/kg



N77 L Head ANT3

Date: 2023/6/16

Electronics: DAE4 Sn777

Medium: H700-6000M

Medium parameters used (interpolated): $f = 3500.01$ MHz; $\sigma = 2.873$ S/m; $\epsilon_r = 38.019$; $\rho = 1000$ kg/m³

Ambient Temperature: 23.3°C Liquid Temperature: 22.5°C

Communication System: UID 0, N77 (0) Frequency: 3500.01 MHz Duty Cycle: 1:2.49977

Probe: EX3DV4 - SN7464 ConvF(7.06, 7.06, 7.06)

Area Scan (121x211x1): Interpolated grid: dx=1.000 mm, dy=1.000 mm

Maximum value of SAR (interpolated) = 1.41 W/kg

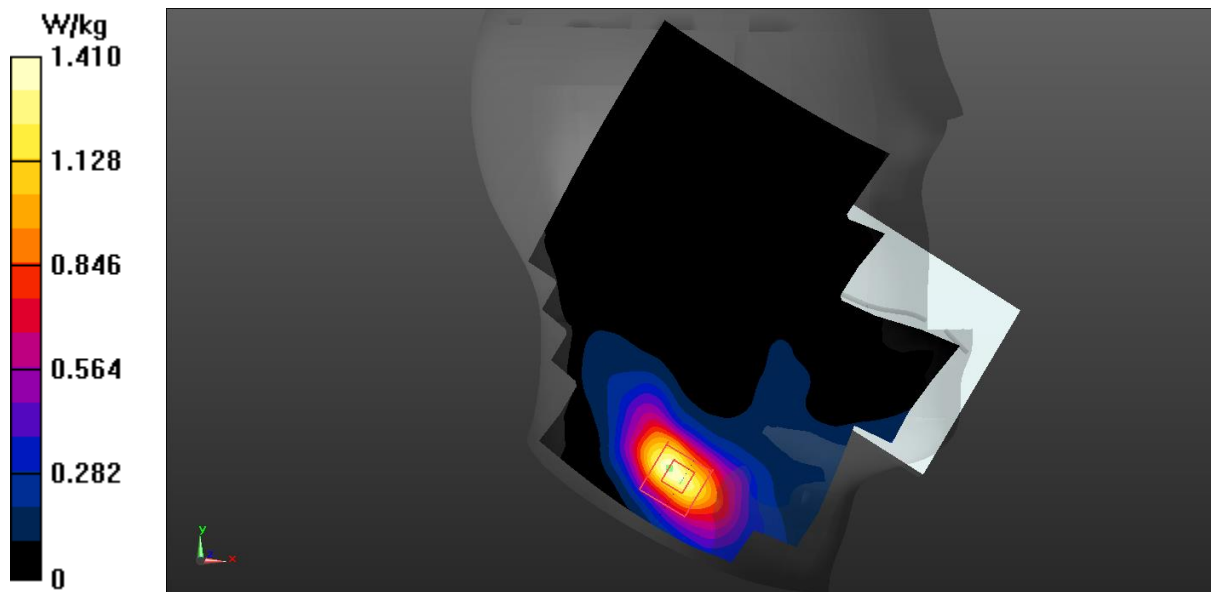
Zoom Scan (9x9x7)/Cube 0: Measurement grid: dx=4mm, dy=4mm, dz=1.4mm

Reference Value = 3.862 V/m; Power Drift = 0.01 dB

Peak SAR (extrapolated) = 1.70 W/kg

SAR(1 g) = 0.796 W/kg; SAR(10 g) = 0.375 W/kg

Maximum value of SAR (measured) = 1.32 W/kg



N77 L Body 0mm ANT3

Date: 2023/6/16

Electronics: DAE4 Sn777

Medium: H700-6000M

Medium parameters used (interpolated): $f = 3445.01$ MHz; $\sigma = 2.833$ S/m; $\epsilon_r = 38.068$; $\rho = 1000$ kg/m³

Ambient Temperature: 23.3°C Liquid Temperature: 22.5°C

Communication System: UID 0, N77 (0) Frequency: 3455.01 MHz Duty Cycle: 1:2.49977

Probe: EX3DV4 - SN7464 ConvF(7.06, 7.06, 7.06)

Area Scan (121x211x1): Interpolated grid: $dx=1.000$ mm, $dy=1.000$ mm

Maximum value of SAR (interpolated) = 1.15 W/kg

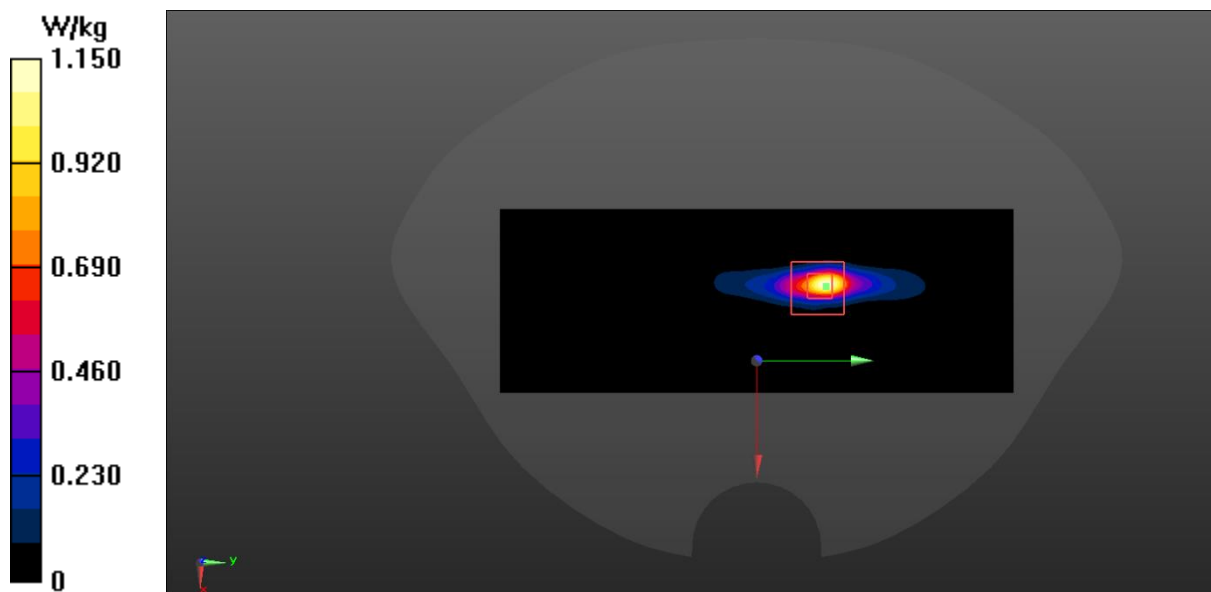
Zoom Scan (9x9x7)/Cube 0: Measurement grid: $dx=4$ mm, $dy=4$ mm, $dz=1.4$ mm

Reference Value = 0.9760 V/m; Power Drift = 0.05 dB

Peak SAR (extrapolated) = 1.63 W/kg

SAR(1 g) = 0.399 W/kg; SAR(10 g) = 0.114 W/kg

Maximum value of SAR (measured) = 1.28 W/kg



N77 L Head ANT7

Date: 2023/6/16

Electronics: DAE4 Sn777

Medium: H700-6000M

Medium parameters used: $f = 3545$ MHz; $\sigma = 2.923$ S/m; $\epsilon_r = 37.941$; $\rho = 1000$ kg/m³

Ambient Temperature: 23.3°C Liquid Temperature: 22.5°C

Communication System: UID 0, N77 (0) Frequency: 3544.98 MHz Duty Cycle: 1:2.49977

Probe: EX3DV4 - SN7464 ConvF(7.06, 7.06, 7.06)

Area Scan (121x211x1): Interpolated grid: dx=1.000 mm, dy=1.000 mm

Maximum value of SAR (interpolated) = 1.11 W/kg


Zoom Scan (9x9x7)/Cube 0: Measurement grid: dx=4mm, dy=4mm, dz=1.4mm

Reference Value = 6.773 V/m; Power Drift = -0.14 dB

Peak SAR (extrapolated) = 1.44 W/kg

SAR(1 g) = 0.563 W/kg; SAR(10 g) = 0.223 W/kg

Maximum value of SAR (measured) = 0.982 W/kg



N77 L Body 0mm ANT7

Date: 2023/6/16

Electronics: DAE4 Sn777

Medium: H700-6000M

Medium parameters used: $f = 3545$ MHz; $\sigma = 2.923$ S/m; $\epsilon_r = 37.941$; $\rho = 1000$ kg/m³

Ambient Temperature: 23.3°C Liquid Temperature: 22.5°C

Communication System: UID 0, N77 (0) Frequency: 3544.98 MHz Duty Cycle: 1:2.49977

Probe: EX3DV4 - SN7464 ConvF(7.06, 7.06, 7.06)

Area Scan (121x211x1): Interpolated grid: dx=1.000 mm, dy=1.000 mm

Maximum value of SAR (interpolated) = 0.595 W/kg

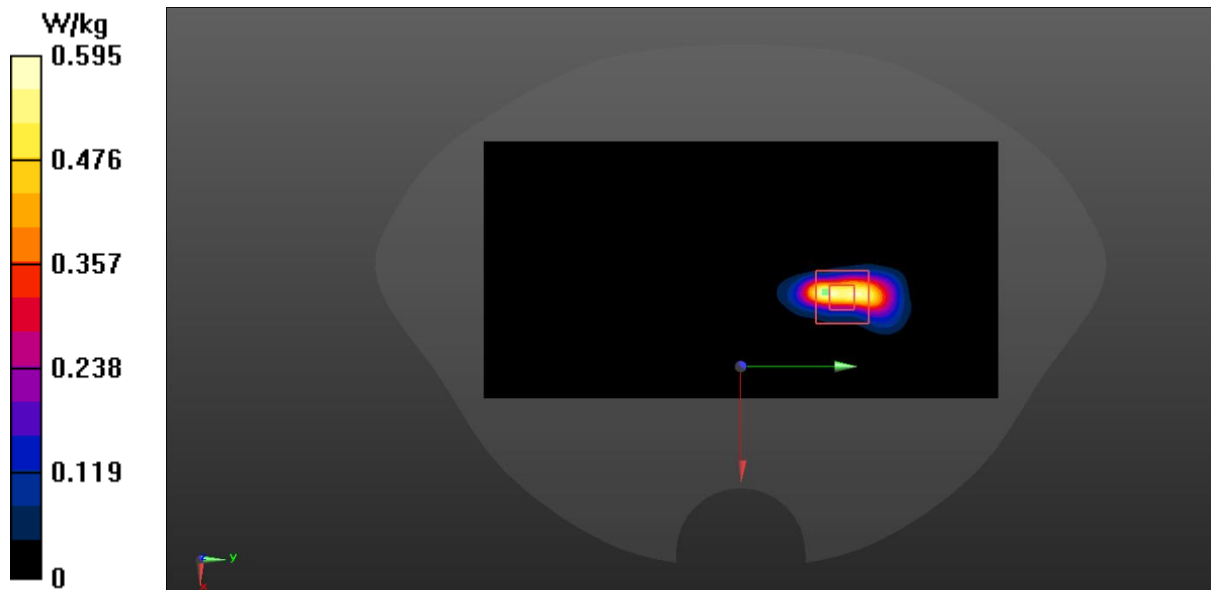
Zoom Scan (9x9x7)/Cube 0: Measurement grid: dx=4mm, dy=4mm, dz=1.4mm

Reference Value = 0 V/m; Power Drift = 0.12 dB

Peak SAR (extrapolated) = 1.23 W/kg

SAR(1 g) = 0.369 W/kg; SAR(10 g) = 0.119 W/kg

Maximum value of SAR (measured) = 0.758 W/kg



N77 H Head ANT0

Date: 2023/6/11

Electronics: DAE4 Sn777

Medium: H700-6000M

Medium parameters used: $f = 3705$ MHz; $\sigma = 3.194$ S/m; $\epsilon_r = 38.089$; $\rho = 1000$ kg/m³

Ambient Temperature: 23.3°C Liquid Temperature: 22.5°C

Communication System: UID 0, N77 (0) Frequency: 3705 MHz Duty Cycle: 1:2.49977

Probe: EX3DV4 - SN7464 ConvF(6.9, 6.9, 6.9)

Area Scan (121x211x1): Interpolated grid: $dx=1.000$ mm, $dy=1.000$ mm

Maximum value of SAR (interpolated) = 1.33 W/kg

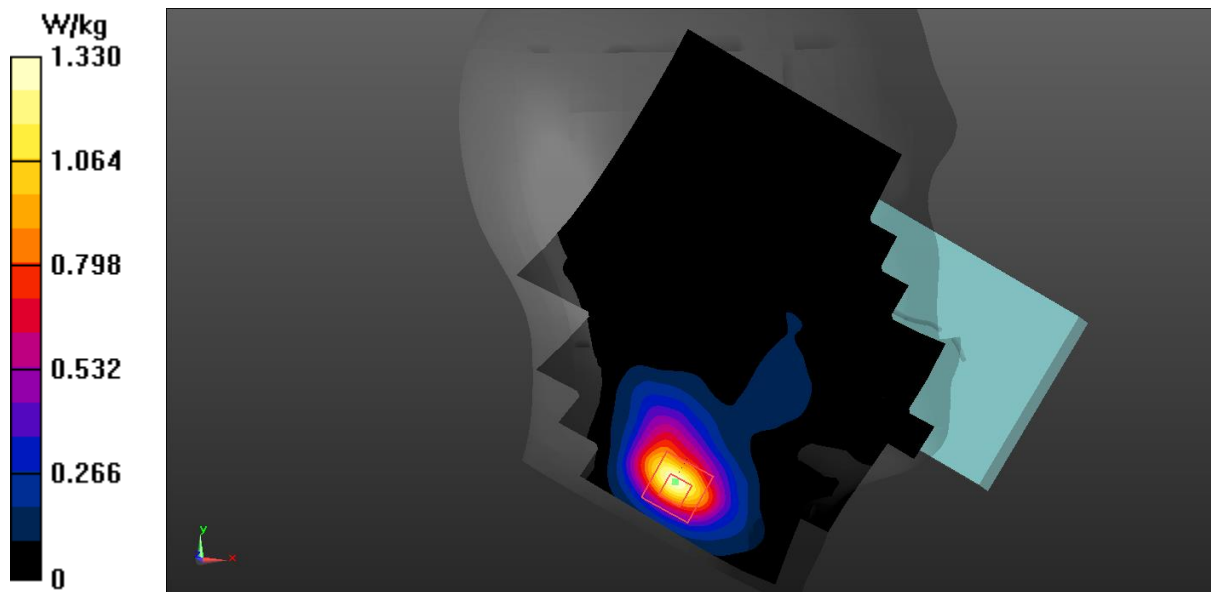
Zoom Scan (9x9x7)/Cube 0: Measurement grid: $dx=4$ mm, $dy=4$ mm, $dz=1.4$ mm

Reference Value = 3.457 V/m; Power Drift = 0.05 dB

Peak SAR (extrapolated) = 1.65 W/kg

SAR(1 g) = 0.684 W/kg; SAR(10 g) = 0.310 W/kg

Maximum value of SAR (measured) = 1.24 W/kg



N77 H Body 0mm ANT0

Date: 2023/6/11

Electronics: DAE4 Sn777

Medium: H700-6000M

Medium parameters used (interpolated): $f = 3759$ MHz; $\sigma = 3.241$ S/m; $\epsilon_r = 37.971$; $\rho = 1000$ kg/m³

Ambient Temperature: 23.3°C Liquid Temperature: 22.5°C

Communication System: UID 0, N77 (0) Frequency: 3759 MHz Duty Cycle: 1:2.49977

Probe: EX3DV4 - SN7464 ConvF(6.9, 6.9, 6.9)

Area Scan (121x211x1): Interpolated grid: $dx=1.000$ mm, $dy=1.000$ mm

Maximum value of SAR (interpolated) = 2.59 W/kg

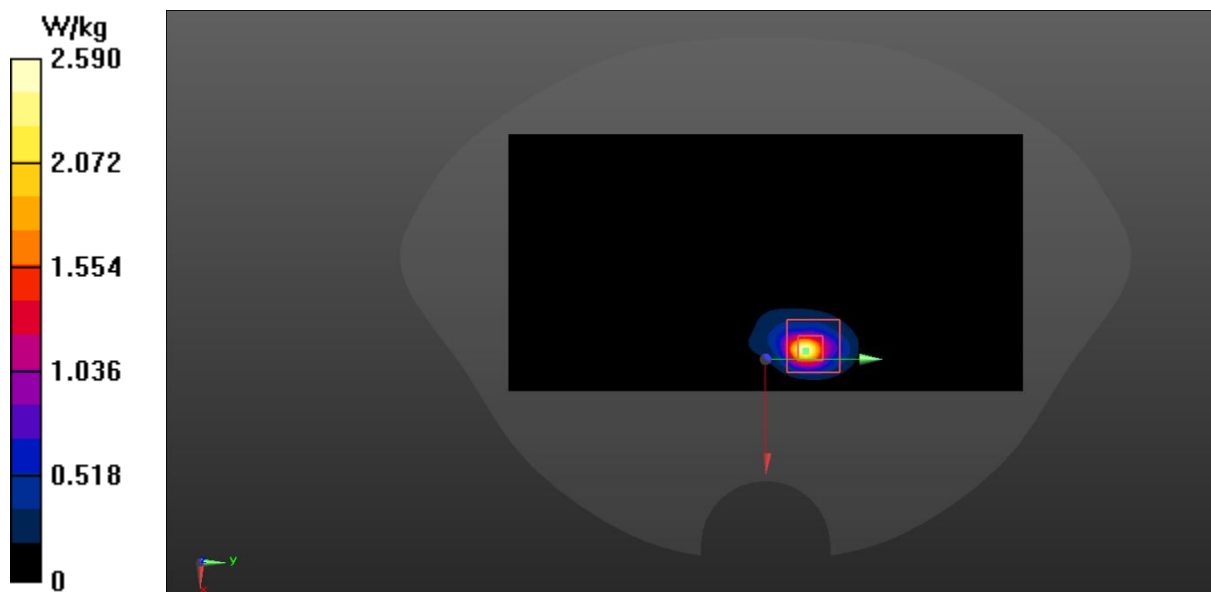
Zoom Scan (9x9x7)/Cube 0: Measurement grid: $dx=4$ mm, $dy=4$ mm, $dz=1.4$ mm

Reference Value = 8.770 V/m; Power Drift = 0.07 dB

Peak SAR (extrapolated) = 4.67 W/kg

SAR(1 g) = 0.909 W/kg; SAR(10 g) = 0.267 W/kg

Maximum value of SAR (measured) = 3.03 W/kg



N77 H Head ANT2

Date: 2023/6/11

Electronics: DAE4 Sn777

Medium: H700-6000M

Medium parameters used (interpolated): $f = 3813$ MHz; $\sigma = 3.302$ S/m; $\epsilon_r = 37.793$; $\rho = 1000$ kg/m³

Ambient Temperature: 23.3°C Liquid Temperature: 22.5°C

Communication System: UID 0, N77 (0) Frequency: 3813 MHz Duty Cycle: 1:2.49977

Probe: EX3DV4 - SN7464 ConvF(6.77, 6.77, 6.77)

Area Scan (121x211x1): Interpolated grid: dx=1.000 mm, dy=1.000 mm

Maximum value of SAR (interpolated) = 1.94 W/kg


Zoom Scan (9x9x7)/Cube 0: Measurement grid: dx=4mm, dy=4mm, dz=1.4mm

Reference Value = 12.59 V/m; Power Drift = -0.10 dB

Peak SAR (extrapolated) = 2.60 W/kg

SAR(1 g) = 0.954 W/kg; SAR(10 g) = 0.349 W/kg

Maximum value of SAR (measured) = 1.72 W/kg



N77 H Body 0mm ANT2

Date: 2023/6/11

Electronics: DAE4 Sn777

Medium: H700-6000M

Medium parameters used: $f = 3975$ MHz; $\sigma = 3.499$ S/m; $\epsilon_r = 37.4387$; $\rho = 1000$ kg/m³

Ambient Temperature: 23.3°C Liquid Temperature: 22.5°C

Communication System: UID 0, N77 (0) Frequency: 3975 MHz Duty Cycle: 1:2.49977

Probe: EX3DV4 - SN7464 ConvF(6.77, 6.77, 6.77)

Area Scan (121x211x1): Interpolated grid: $dx=1.000$ mm, $dy=1.000$ mm

Maximum value of SAR (interpolated) = 1.62 W/kg

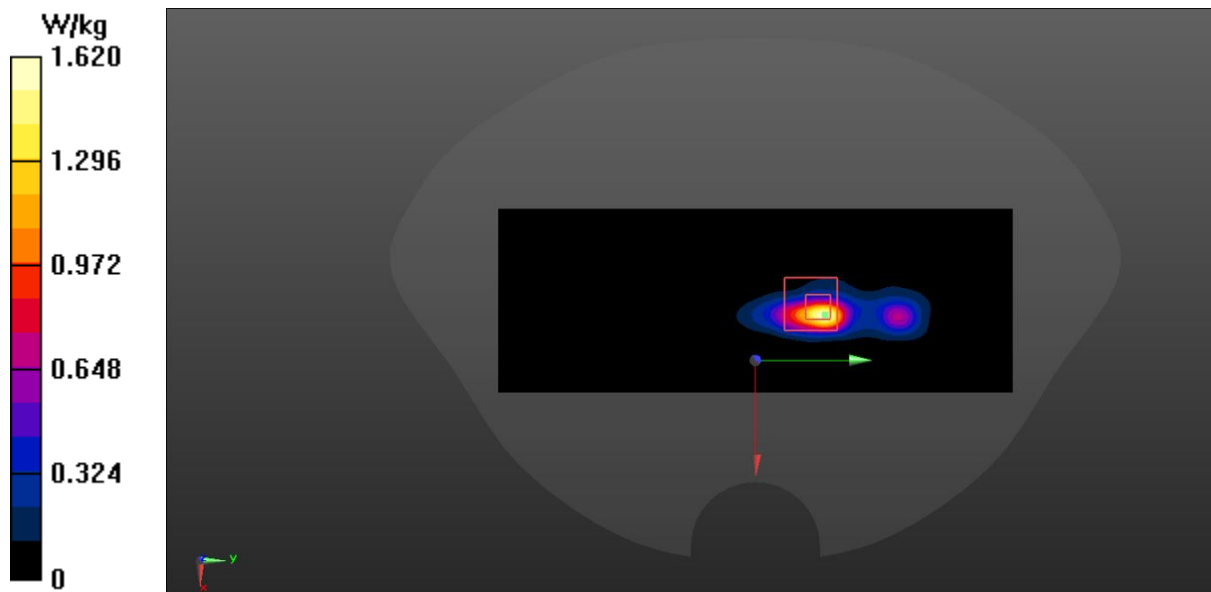
Zoom Scan (9x9x7)/Cube 0: Measurement grid: $dx=4$ mm, $dy=4$ mm, $dz=1.4$ mm

Reference Value = 9.374 V/m; Power Drift = 0.17 dB

Peak SAR (extrapolated) = 4.69 W/kg

SAR(1 g) = 1.12 W/kg; SAR(10 g) = 0.291 W/kg

Maximum value of SAR (measured) = 3.01 W/kg



N77 H Head ANT3

Date: 2023/6/17

Electronics: DAE4 Sn777

Medium: H700-6000M

Medium parameters used: $f = 3705$ MHz; $\sigma = 3.12$ S/m; $\epsilon_r = 38.197$; $\rho = 1000$ kg/m³

Ambient Temperature: 23.3°C Liquid Temperature: 22.5°C

Communication System: UID 0, N77 (0) Frequency: 3705 MHz Duty Cycle: 1:2.49977

Probe: EX3DV4 - SN7464 ConvF(6.9, 6.9, 6.9)

Area Scan (121x211x1): Interpolated grid: dx=1.000 mm, dy=1.000 mm

Maximum value of SAR (interpolated) = 1.17 W/kg

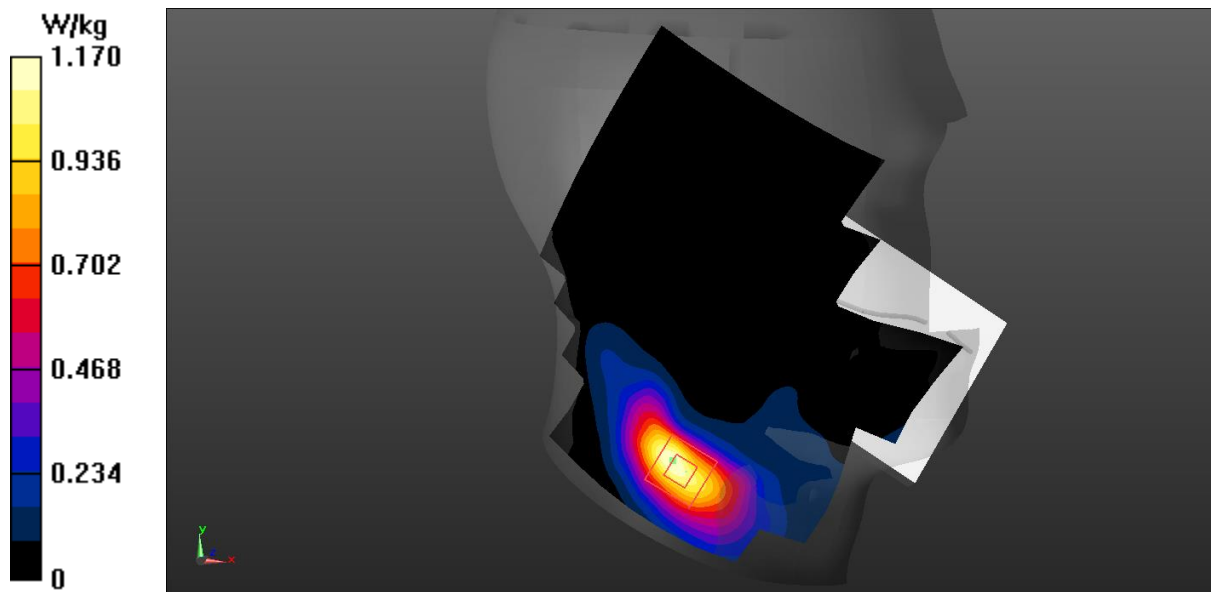
Zoom Scan (9x9x7)/Cube 0: Measurement grid: dx=4mm, dy=4mm, dz=1.4mm

Reference Value = 3.806 V/m; Power Drift = 0.08 dB

Peak SAR (extrapolated) = 1.54 W/kg

SAR(1 g) = 0.631 W/kg; SAR(10 g) = 0.294 W/kg

Maximum value of SAR (measured) = 1.11 W/kg



N77 H Body 0mm ANT3

Date: 2023/6/17

Electronics: DAE4 Sn777

Medium: H700-6000M

Medium parameters used (interpolated): $f = 3813$ MHz; $\sigma = 3.226$ S/m; $\epsilon_r = 37.901$; $\rho = 1000$ kg/m³

Ambient Temperature: 23.3°C Liquid Temperature: 22.5°C

Communication System: UID 0, N77 (0) Frequency: 3813 MHz Duty Cycle: 1:2.49977

Probe: EX3DV4 - SN7464 ConvF(6.77, 6.77, 6.77)

Area Scan (121x211x1): Interpolated grid: dx=1.000 mm, dy=1.000 mm

Maximum value of SAR (interpolated) = 0.655 W/kg

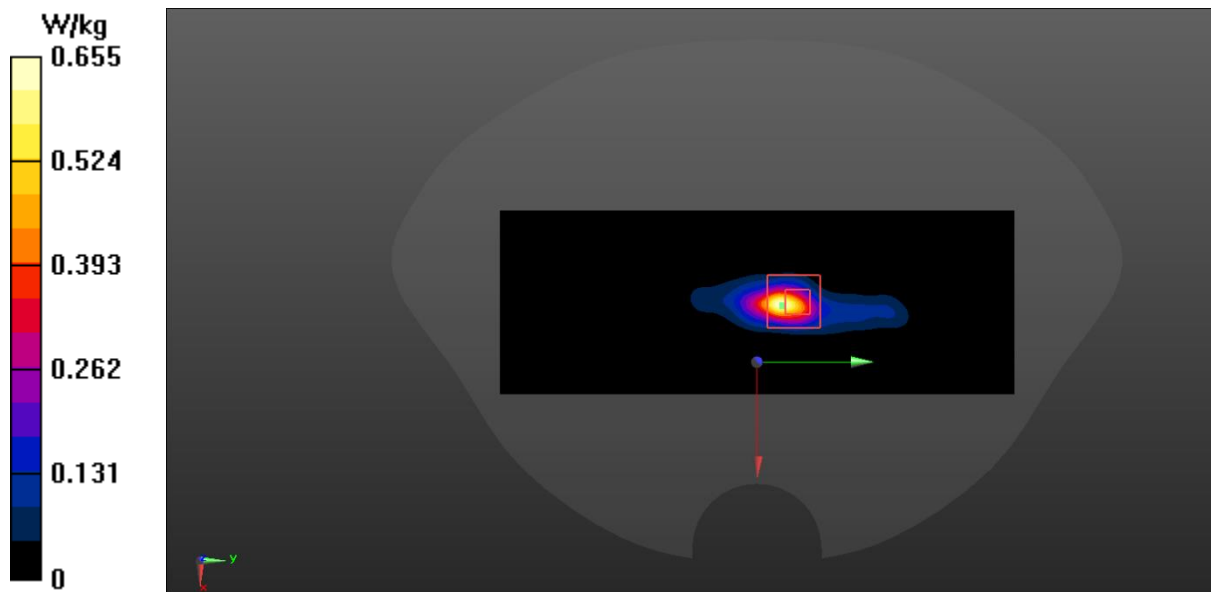
Zoom Scan (9x9x7)/Cube 0: Measurement grid: dx=4mm, dy=4mm, dz=1.4mm

Reference Value = 8.104 V/m; Power Drift = -0.11 dB

Peak SAR (extrapolated) = 1.96 W/kg

SAR(1 g) = 0.428 W/kg; SAR(10 g) = 0.121 W/kg

Maximum value of SAR (measured) = 1.48 W/kg



N77 H Head ANT7

Date: 2023/6/17

Electronics: DAE4 Sn777

Medium: H700-6000M

Medium parameters used (interpolated): $f = 3867$ MHz; $\sigma = 3.282$ S/m; $\epsilon_r = 37.782$; $\rho = 1000$ kg/m³

Ambient Temperature: 23.3°C Liquid Temperature: 22.5°C

Communication System: UID 0, N77 (0) Frequency: 3867 MHz Duty Cycle: 1:2.49977

Probe: EX3DV4 - SN7464 ConvF(6.77, 6.77, 6.77)

Area Scan (121x211x1): Interpolated grid: dx=1.000 mm, dy=1.000 mm

Maximum value of SAR (interpolated) = 0.844 W/kg

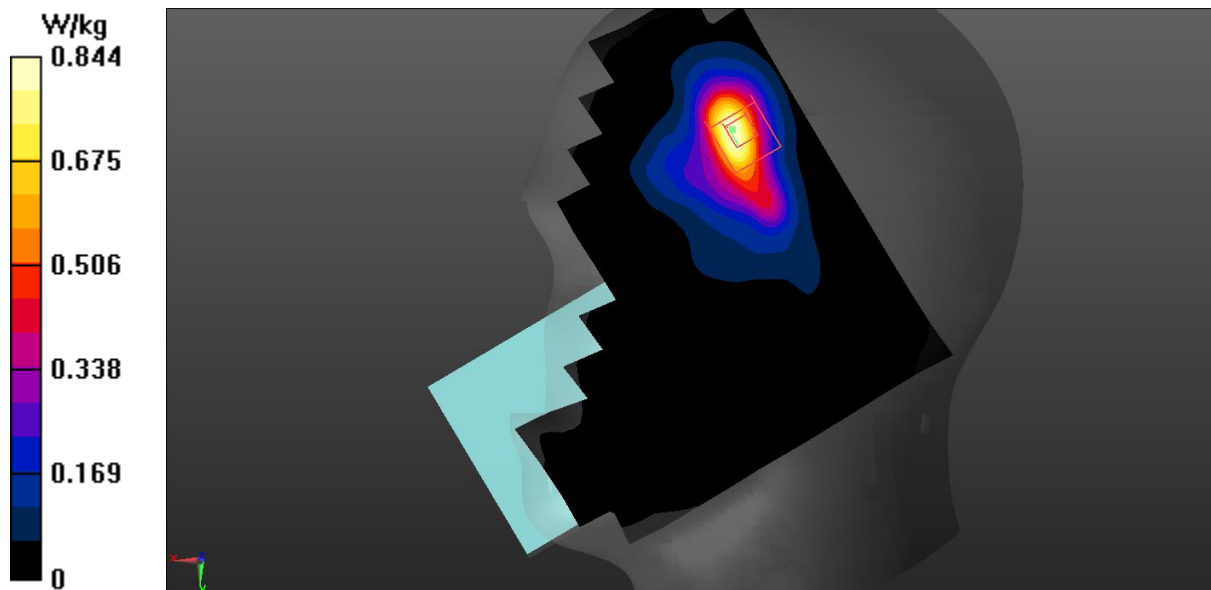
Zoom Scan (9x9x7)/Cube 0: Measurement grid: dx=4mm, dy=4mm, dz=1.4mm

Reference Value = 6.275 V/m; Power Drift = -0.07 dB

Peak SAR (extrapolated) = 1.35 W/kg

SAR(1 g) = 0.503 W/kg; SAR(10 g) = 0.190 W/kg

Maximum value of SAR (measured) = 0.896 W/kg



N77 H Body 0mm ANT7

Date: 2023/6/17

Electronics: DAE4 Sn777

Medium: H700-6000M

Medium parameters used (interpolated): $f = 3759$ MHz; $\sigma = 3.167$ S/m; $\epsilon_r = 38.079$; $\rho = 1000$ kg/m³

Ambient Temperature: 23.3°C Liquid Temperature: 22.5°C

Communication System: UID 0, 5G NR (0) Frequency: 3759 MHz Duty Cycle: 1:1

Probe: EX3DV4 - SN7464 ConvF(6.9, 6.9, 6.9)

Area Scan (121x211x1): Interpolated grid: dx=1.000 mm, dy=1.000 mm

Maximum value of SAR (interpolated) = 1.54 W/kg

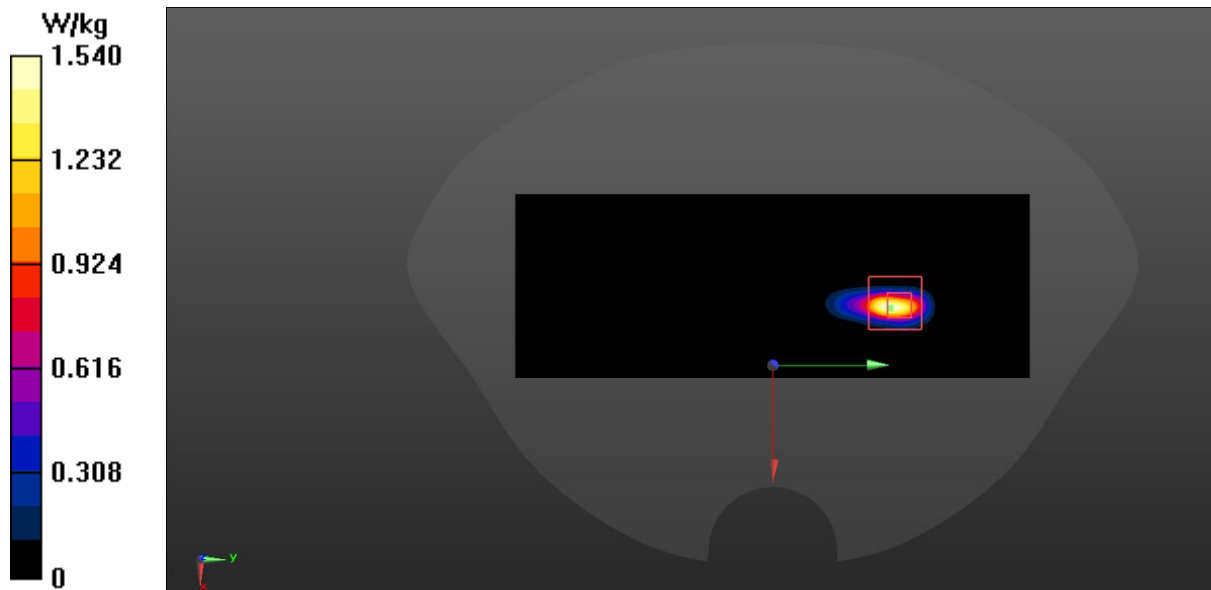
Zoom Scan (9x9x7)/Cube 0: Measurement grid: dx=4mm, dy=4mm, dz=1.4mm

Reference Value = 0 V/m; Power Drift = 0.09 dB

Peak SAR (extrapolated) = 2.27 W/kg

SAR(1 g) = 0.457 W/kg; SAR(10 g) = 0.124 W/kg

Maximum value of SAR (measured) = 1.66 W/kg



WiFi2.4G Head ANT5

Date: 2023/5/18

Electronics: DAE4 Sn1331

Medium: H650-7000M

Medium parameters used: $f = 2462.5$ MHz; $\sigma = 1.868$ S/m; $\epsilon_r = 40.722$; $\rho = 1000$ kg/m³

Ambient Temperature: 23.3°C Liquid Temperature: 22.5°C

Communication System: UID 0, wifi 2450 (0) Frequency: 2462 MHz Duty Cycle: 1:1

Probe: EX3DV4 - SN7673 ConvF(7.57, 7.57, 7.57)

Area Scan (101x171x1): Interpolated grid: $dx=1.200$ mm, $dy=1.200$ mm

Maximum value of SAR (interpolated) = 0.447 W/kg

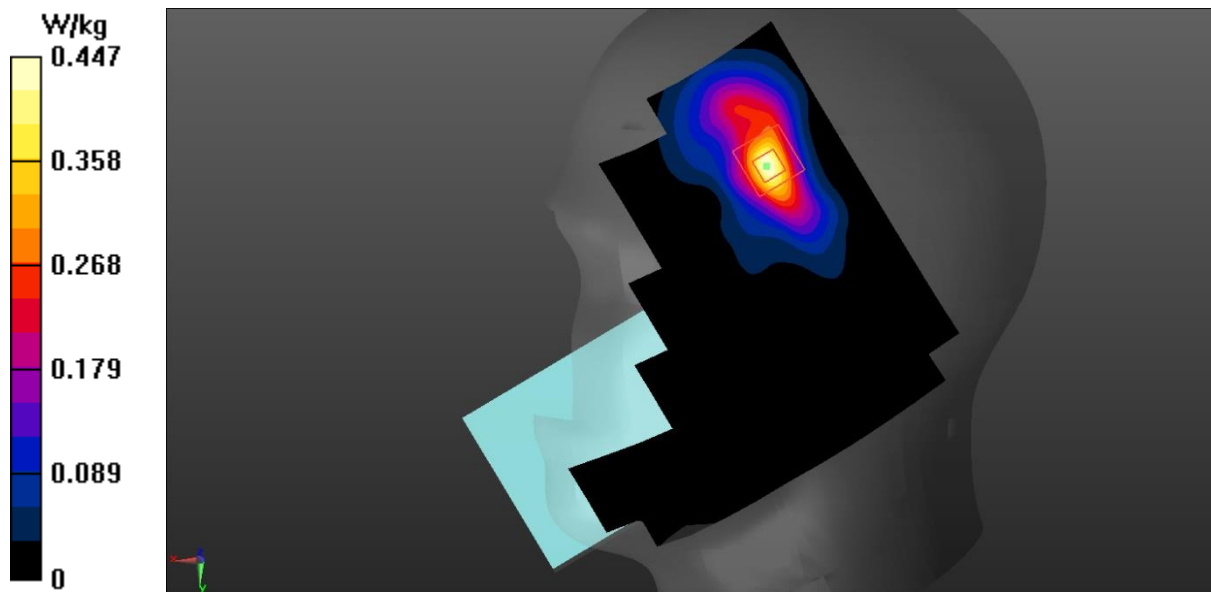
Zoom Scan (7x7x7)/Cube 0: Measurement grid: $dx=5$ mm, $dy=5$ mm, $dz=5$ mm

Reference Value = 3.941 V/m; Power Drift = 0.04 dB

Peak SAR (extrapolated) = 0.560 W/kg

SAR(1 g) = 0.264 W/kg; SAR(10 g) = 0.124 W/kg

Maximum value of SAR (measured) = 0.443 W/kg



WiFi2.4G Body 0mm ANT5

Date: 2023/5/18

Electronics: DAE4 Sn1331

Medium: H650-7000M

Medium parameters used: $f = 2462.5$ MHz; $\sigma = 1.868$ S/m; $\epsilon_r = 40.722$; $\rho = 1000$ kg/m³

Ambient Temperature: 23.3°C Liquid Temperature: 22.5°C

Communication System: UID 0, wifi 2450 (0) Frequency: 2462 MHz Duty Cycle: 1:1

Probe: EX3DV4 - SN7673 ConvF(7.57, 7.57, 7.57)

Area Scan (101x171x1): Interpolated grid: $dx=1.200$ mm, $dy=1.200$ mm

Maximum value of SAR (interpolated) = 0.982 W/kg

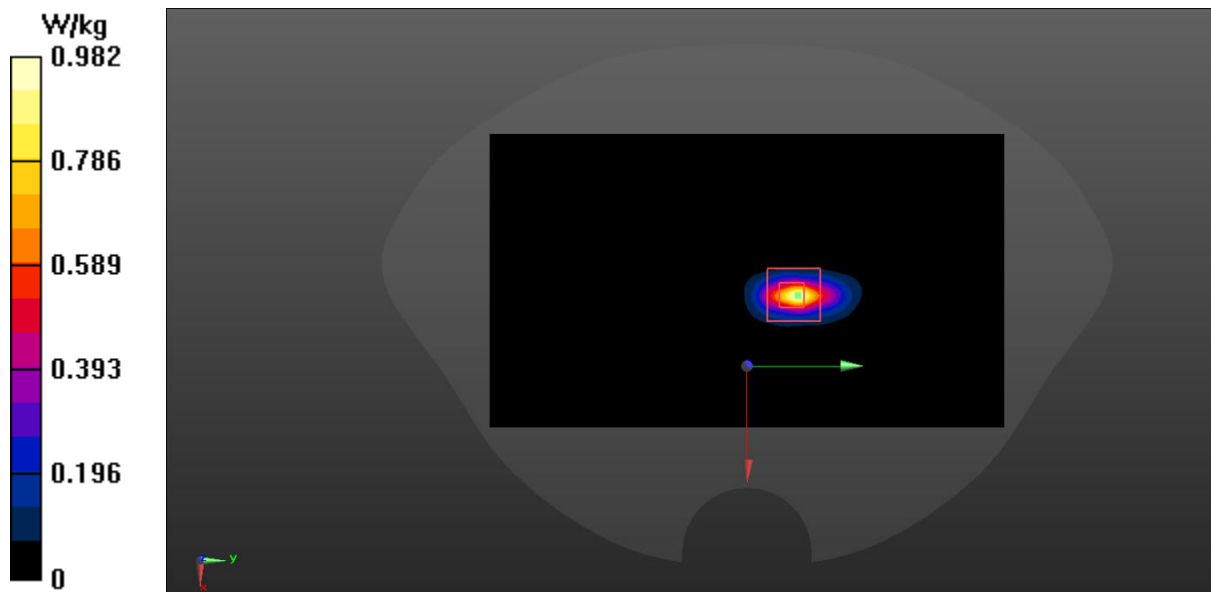
Zoom Scan (7x7x7)/Cube 0: Measurement grid: $dx=5$ mm, $dy=5$ mm, $dz=5$ mm

Reference Value = 11.82 V/m; Power Drift = 0.14 dB

Peak SAR (extrapolated) = 1.39 W/kg

SAR(1 g) = 0.509 W/kg; SAR(10 g) = 0.180 W/kg

Maximum value of SAR (measured) = 1.06 W/kg



WiFi2.4G Head ANT6

Date: 2023/5/24

Electronics: DAE4 Sn1331

Medium: H650-7000M

Medium parameters used: $f = 2462.5$ MHz; $\sigma = 1.856$ S/m; $\epsilon_r = 40.466$; $\rho = 1000$ kg/m³

Ambient Temperature: 23.3°C Liquid Temperature: 22.5°C

Communication System: UID 0, wifi 2450 (0) Frequency: 2462 MHz Duty Cycle: 1:1

Probe: EX3DV4 - SN7673 ConvF(7.57, 7.57, 7.57)

Area Scan (101x171x1): Interpolated grid: dx=1.200 mm, dy=1.200 mm

Maximum value of SAR (interpolated) = 0.219 W/kg

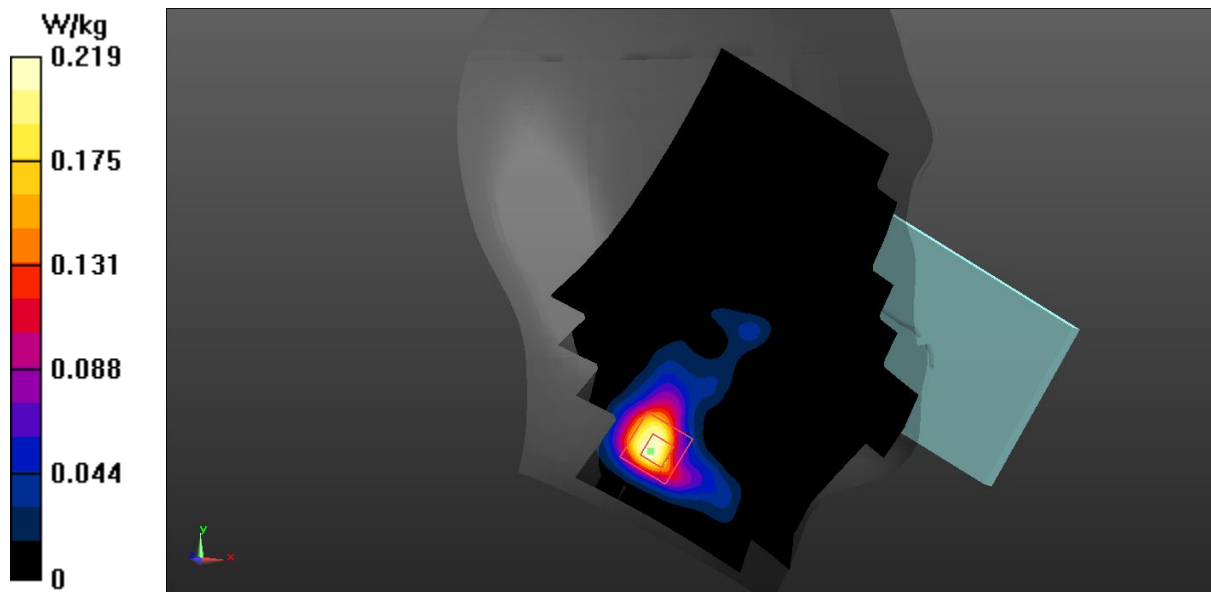
Zoom Scan (7x7x7)/Cube 0: Measurement grid: dx=5mm, dy=5mm, dz=5mm

Reference Value = 2.229 V/m; Power Drift = 0.07 dB

Peak SAR (extrapolated) = 0.292 W/kg

SAR(1 g) = 0.138 W/kg; SAR(10 g) = 0.062 W/kg

Maximum value of SAR (measured) = 0.221 W/kg



WiFi2.4G Body 0mm ANT6

Date: 2023/5/24

Electronics: DAE4 Sn1331

Medium: H650-7000M

Medium parameters used: $f = 2462.5$ MHz; $\sigma = 1.856$ S/m; $\epsilon_r = 40.466$; $\rho = 1000$ kg/m³

Ambient Temperature: 23.3°C Liquid Temperature: 22.5°C

Communication System: UID 0, wifi 2450 (0) Frequency: 2462 MHz Duty Cycle: 1:1

Probe: EX3DV4 - SN7673 ConvF(7.57, 7.57, 7.57)

Area Scan (101x171x1): Interpolated grid: $dx=1.200$ mm, $dy=1.200$ mm

Maximum value of SAR (interpolated) = 0.444 W/kg

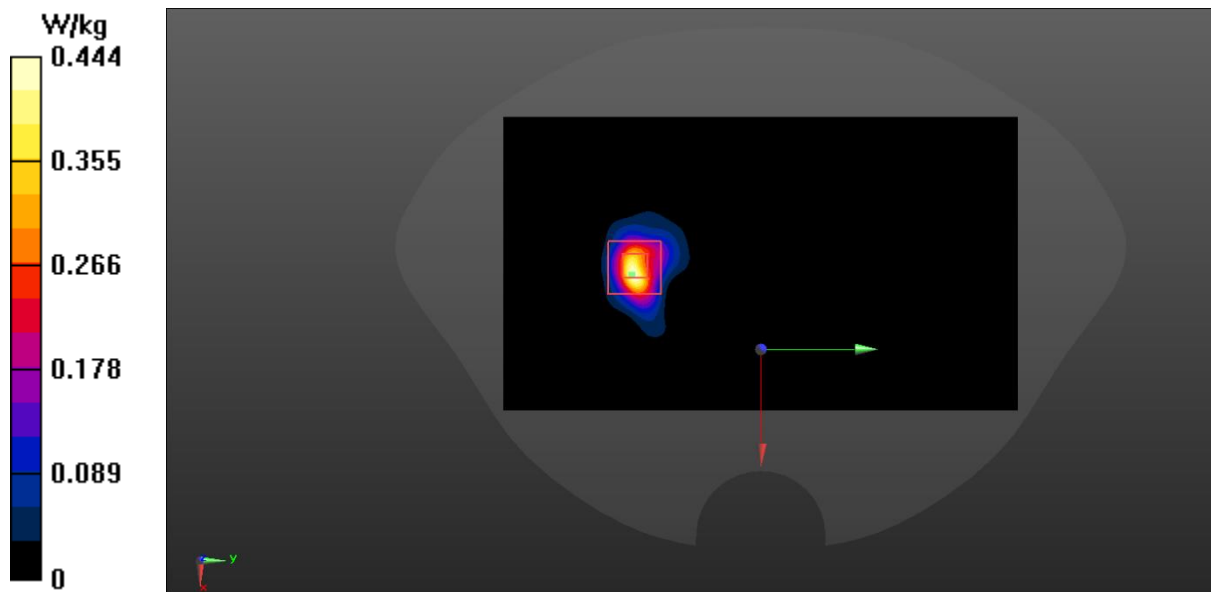
Zoom Scan (7x7x7)/Cube 0: Measurement grid: $dx=5$ mm, $dy=5$ mm, $dz=5$ mm

Reference Value = 0 V/m; Power Drift = 0.12 dB

Peak SAR (extrapolated) = 0.773 W/kg

SAR(1 g) = 0.258 W/kg; SAR(10 g) = 0.092 W/kg

Maximum value of SAR (measured) = 0.558 W/kg



WiFi5G Head ANT7

Date: 2023/6/4

Electronics: DAE4 Sn1331

Medium: H650-7000M

Medium parameters used: $f = 5210$ MHz; $\sigma = 4.653$ S/m; $\epsilon_r = 36.158$; $\rho = 1000$ kg/m³

Ambient Temperature: 23.3°C Liquid Temperature: 22.5°C

Communication System: UID 0, WiFi 5G (0) Frequency: 5210 MHz Duty Cycle: 1:1

Probe: EX3DV4 - SN7673 ConvF(5.21, 5.21, 5.21)

Area Scan (121x211x1): Interpolated grid: $dx=1.000$ mm, $dy=1.000$ mm

Maximum value of SAR (interpolated) = 1.18 W/kg

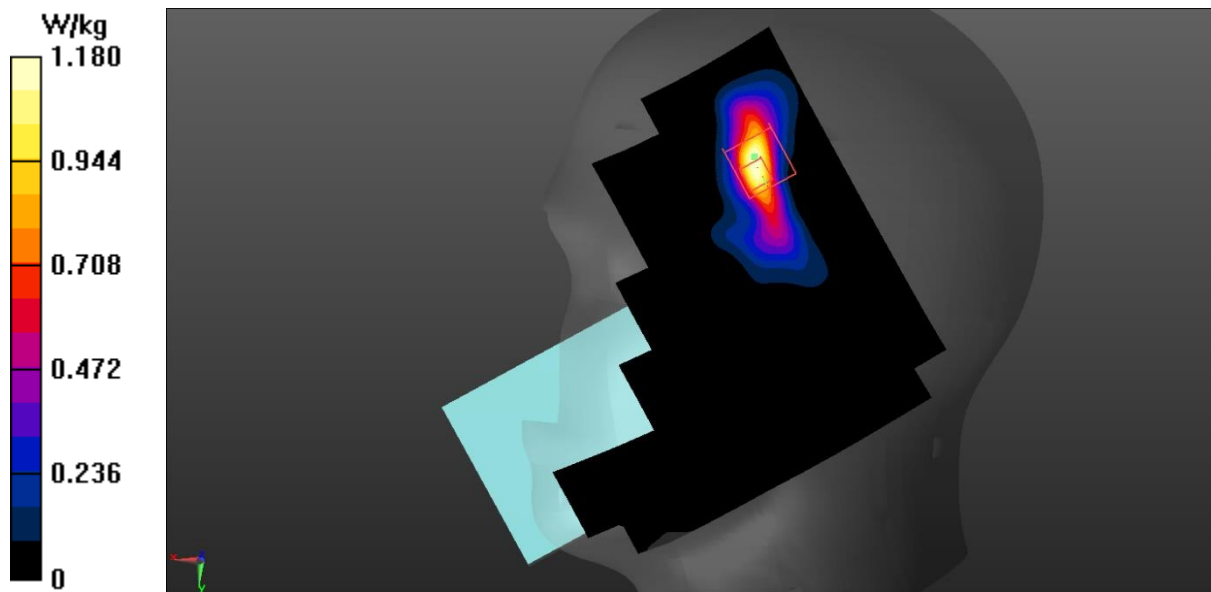
Zoom Scan (9x9x7)/Cube 0: Measurement grid: $dx=4$ mm, $dy=4$ mm, $dz=1.4$ mm

Reference Value = 3.559 V/m; Power Drift = -0.17 dB

Peak SAR (extrapolated) = 2.42 W/kg

SAR(1 g) = 0.459 W/kg; SAR(10 g) = 0.134 W/kg

Maximum value of SAR (measured) = 1.10 W/kg



WIFI5G Body 0mm ANT7

Date: 2023/6/4

Electronics: DAE4 Sn1331

Medium: H650-7000M

Medium parameters used: $f = 5210$ MHz; $\sigma = 4.653$ S/m; $\epsilon_r = 36.158$; $\rho = 1000$ kg/m³

Ambient Temperature: 23.3°C Liquid Temperature: 22.5°C

Communication System: UID 0, WIFI 5G (0) Frequency: 5210 MHz Duty Cycle: 1:1

Probe: EX3DV4 - SN7673 ConvF(5.21, 5.21, 5.21)

Area Scan (121x211x1): Interpolated grid: $dx=1.000$ mm, $dy=1.000$ mm

Maximum value of SAR (interpolated) = 0.415 W/kg


Zoom Scan (9x9x7)/Cube 0: Measurement grid: $dx=4$ mm, $dy=4$ mm, $dz=1.4$ mm

Reference Value = 0 V/m; Power Drift = 0.11 dB

Peak SAR (extrapolated) = 3.18 W/kg

SAR(1 g) = 0.329 W/kg; SAR(10 g) = 0.077 W/kg

Maximum value of SAR (measured) = 1.76 W/kg



WiFi5G Head ANT10

Date: 2023/6/5

Electronics: DAE4 Sn1331

Medium: H650-7000M

Medium parameters used: $f = 5250$ MHz; $\sigma = 4.623$ S/m; $\epsilon_r = 35.746$; $\rho = 1000$ kg/m³

Ambient Temperature: 23.3°C Liquid Temperature: 22.5°C

Communication System: UID 0, WiFi 5G (0) Frequency: 5250 MHz Duty Cycle: 1:1

Probe: EX3DV4 - SN7673 ConvF(5.21, 5.21, 5.21)

Area Scan (121x211x1): Interpolated grid: $dx=1.000$ mm, $dy=1.000$ mm

Maximum value of SAR (interpolated) = 0.355 W/kg

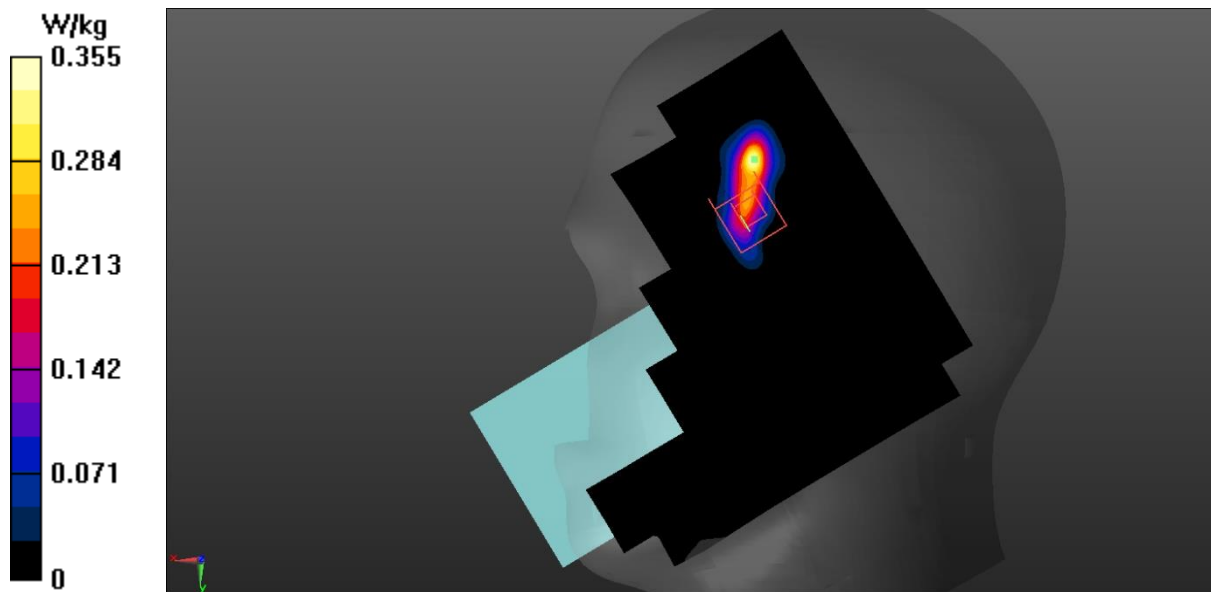
Zoom Scan (9x9x7)/Cube 0: Measurement grid: $dx=4$ mm, $dy=4$ mm, $dz=1.4$ mm

Reference Value = 0 V/m; Power Drift = 0.08 dB

Peak SAR (extrapolated) = 0.602 W/kg

SAR(1 g) = 0.091 W/kg; SAR(10 g) = 0.023 W/kg

Maximum value of SAR (measured) = 0.304 W/kg



WiFi5G Body 0mm ANT10

Date: 2023/6/5

Electronics: DAE4 Sn1331

Medium: H650-7000M

Medium parameters used: $f = 5250$ MHz; $\sigma = 4.623$ S/m; $\epsilon_r = 35.746$; $\rho = 1000$ kg/m³

Ambient Temperature: 23.3°C Liquid Temperature: 22.5°C

Communication System: UID 0, WiFi 5G (0) Frequency: 5250 MHz Duty Cycle: 1:1

Probe: EX3DV4 - SN7673 ConvF(5.21, 5.21, 5.21)

Area Scan (121x211x1): Interpolated grid: $dx=1.000$ mm, $dy=1.000$ mm

Maximum value of SAR (interpolated) = 0.0342 W/kg

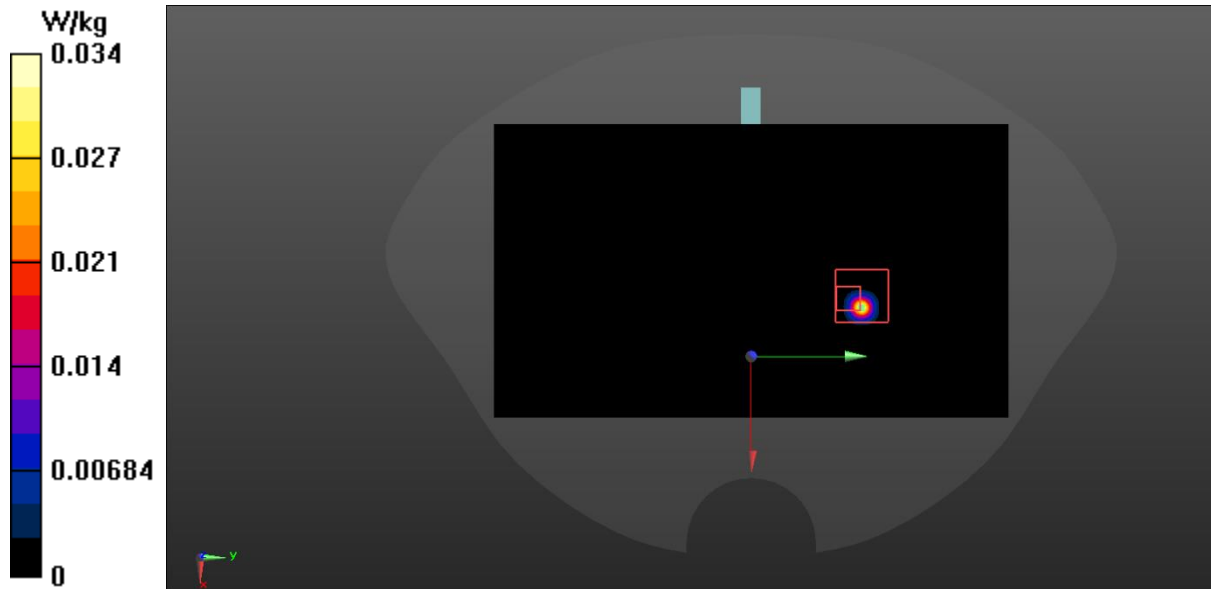
Zoom Scan (9x9x7)/Cube 0: Measurement grid: $dx=4$ mm, $dy=4$ mm, $dz=1.4$ mm

Reference Value = 0 V/m; Power Drift = 0.12 dB

Peak SAR (extrapolated) = 0.204 W/kg

SAR(1 g) = 0.030 W/kg; SAR(10 g) = 0.00686 W/kg

Maximum value of SAR (measured) = 0.146 W/kg



BT Head ANT5

Date: 2023/6/8

Electronics: DAE4 Sn1331

Medium: H650-7000M

Medium parameters used: $f = 2480$ MHz; $\sigma = 1.889$ S/m; $\epsilon_r = 40.602$; $\rho = 1000$ kg/m³

Ambient Temperature: 23.3°C Liquid Temperature: 22.5°C

Communication System: UID 0, BT (0) Frequency: 2480 MHz Duty Cycle: 1:1

Probe: EX3DV4 - SN7673 ConvF(7.57, 7.57, 7.57)

Area Scan (101x171x1): Interpolated grid: $dx=1.200$ mm, $dy=1.200$ mm

Maximum value of SAR (interpolated) = 0.123 W/kg

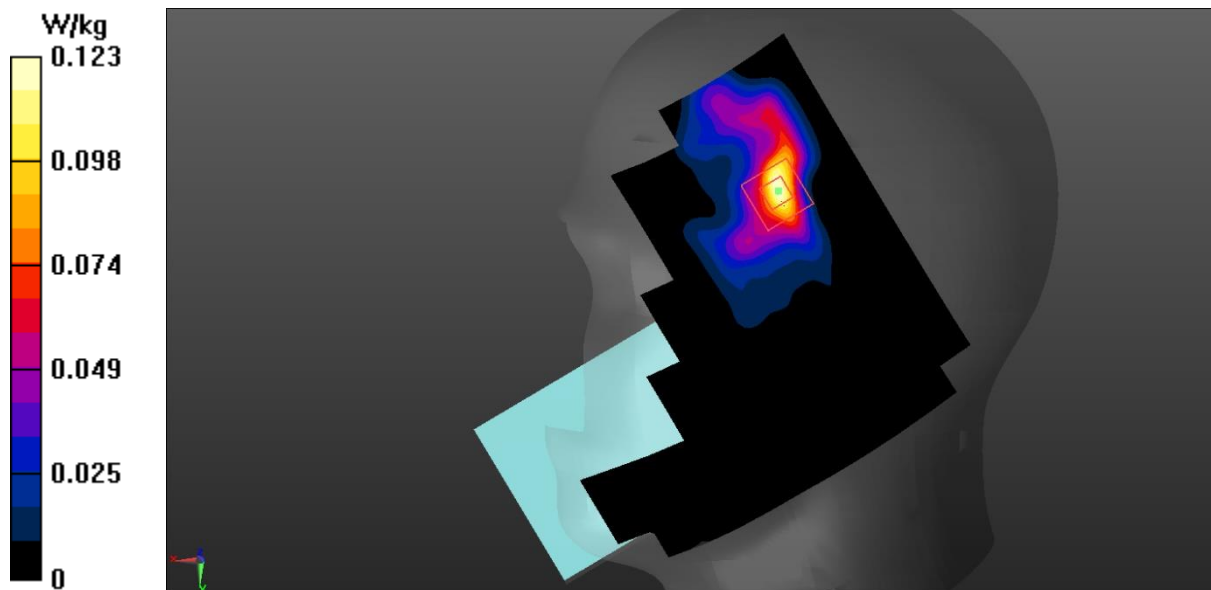
Zoom Scan (7x7x7)/Cube 0: Measurement grid: $dx=5$ mm, $dy=5$ mm, $dz=5$ mm

Reference Value = 1.587 V/m; Power Drift = 0.13 dB

Peak SAR (extrapolated) = 0.183 W/kg

SAR(1 g) = 0.080 W/kg; SAR(10 g) = 0.035 W/kg

Maximum value of SAR (measured) = 0.147 W/kg



BT Body 0mm ANT5

Date: 2023/6/8

Electronics: DAE4 Sn1331

Medium: H650-7000M

Medium parameters used: $f = 2480$ MHz; $\sigma = 1.889$ S/m; $\epsilon_r = 40.602$; $\rho = 1000$ kg/m³

Ambient Temperature: 23.3°C Liquid Temperature: 22.5°C

Communication System: UID 0, BT (0) Frequency: 2480 MHz Duty Cycle: 1:1

Probe: EX3DV4 - SN7673 ConvF(7.57, 7.57, 7.57)

Area Scan (101x171x1): Interpolated grid: $dx=1.200$ mm, $dy=1.200$ mm

Maximum value of SAR (interpolated) = 0.750 W/kg

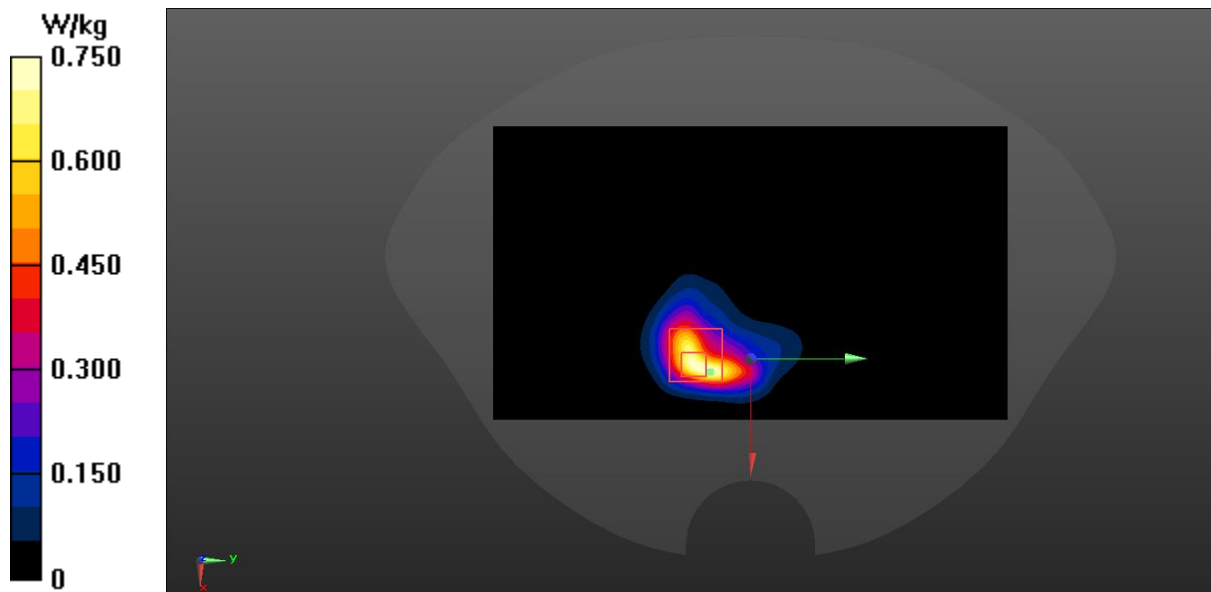
Zoom Scan (7x7x7)/Cube 0: Measurement grid: $dx=5$ mm, $dy=5$ mm, $dz=5$ mm

Reference Value = 3.651 V/m; Power Drift = 0.13 dB

Peak SAR (extrapolated) = 1.08 W/kg

SAR(1 g) = 0.405 W/kg; SAR(10 g) = 0.177 W/kg

Maximum value of SAR (measured) = 0.771 W/kg



BT Body 0mm ANT6

Date: 2023/6/8

Electronics: DAE4 Sn1331

Medium: H650-7000M

Medium parameters used: $f = 2402.5$ MHz; $\sigma = 1.85$ S/m; $\epsilon_r = 40.671$; $\rho = 1000$ kg/m³

Ambient Temperature: 23.3°C Liquid Temperature: 22.5°C

Communication System: UID 0, BT (0) Frequency: 2402 MHz Duty Cycle: 1:1

Probe: EX3DV4 - SN7673 ConvF(7.57, 7.57, 7.57)

Area Scan (101x171x1): Interpolated grid: $dx=1.200$ mm, $dy=1.200$ mm

Maximum value of SAR (interpolated) = 0.380 W/kg

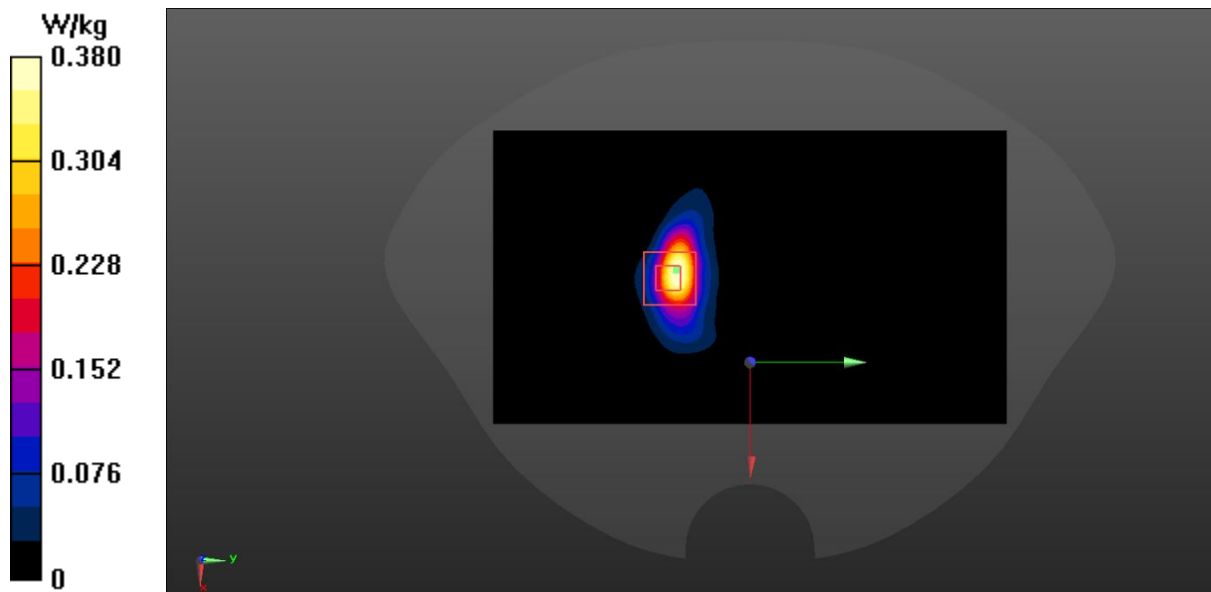
Zoom Scan (7x7x7)/Cube 0: Measurement grid: $dx=5$ mm, $dy=5$ mm, $dz=5$ mm

Reference Value = 0.1800 V/m; Power Drift = 0.11 dB

Peak SAR (extrapolated) = 0.554 W/kg

SAR(1 g) = 0.201 W/kg; SAR(10 g) = 0.075 W/kg

Maximum value of SAR (measured) = 0.328 W/kg



WiFi6E Body 0mm ANT10

Measurement Report for Device, EDGE TOP, Custom Band, IEEE 802.16e WiMAX (29:18, 5ms, 10MHz, QPSK, PUSC), Channel 6265000 (6265.0 MHz)

Device Under Test Properties

| Model, Manufacturer | Dimensions [mm] | IMEI | DUT Type |
|---------------------|---------------------|------|----------|
| Device, | 158.0 x 152.0 x 8.0 | | Phone |

Exposure Conditions

| Phantom Section, TSL | Position, Test Distance [mm] | Band | Group, UID | Frequency [MHz], Channel Number | Conversion Factor | TSL Conductivity [S/m] | TSL Permittivity |
|----------------------|------------------------------|-------------|---------------|---------------------------------|-------------------|------------------------|------------------|
| Flat, HSL | EDGE TOP, 5.00 | Custom Band | CW, 10301-AAA | 6265.0, 6265000 | 5.15 | 5.8 | 34.67 |

Hardware Setup

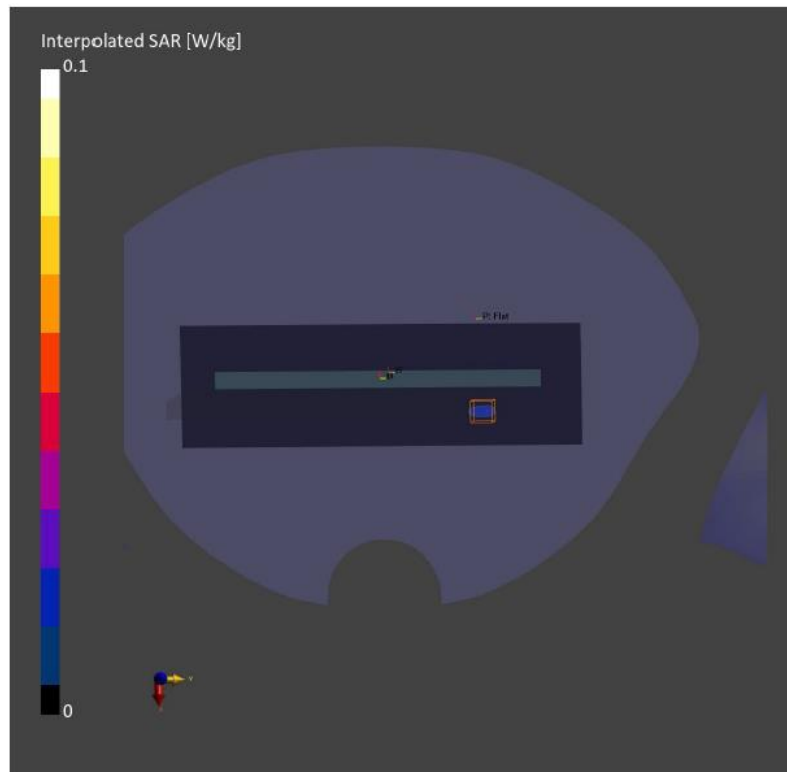
| Phantom | TSL, Measured Date | Probe, Calibration Date | DAE, Calibration Date |
|---|--------------------|-----------------------------|-------------------------|
| Twin-SAM V4.0 (30deg probe tilt) - 1186 | HBBL-600-10000 | EX3DV4 - SN3846, 2023-05-31 | DAE4 Sn1588, 2022-09-15 |

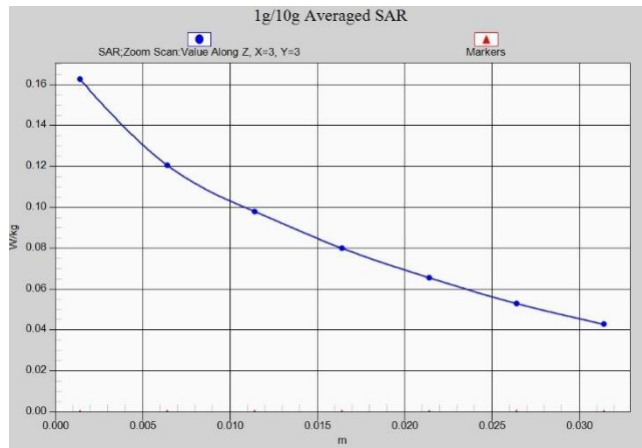
Scans Setup

| | Area Scan | Zoom Scan |
|---------------------|--------------|--------------------|
| Grid Extents [mm] | 48.0 x 187.0 | 22.0 x 22.0 x 22.0 |
| Grid Steps [mm] | 8.5 x 8.5 | 3.4 x 3.4 x 1.4 |
| Sensor Surface [mm] | 3.0 | 1.4 |
| Graded Grid | n/a | Yes |
| Grading Ratio | n/a | 1.4 |
| MAIA | Y | Y |
| Surface Detection | VMS + 6p | VMS + 6p |
| Scan Method | Measured | Measured |

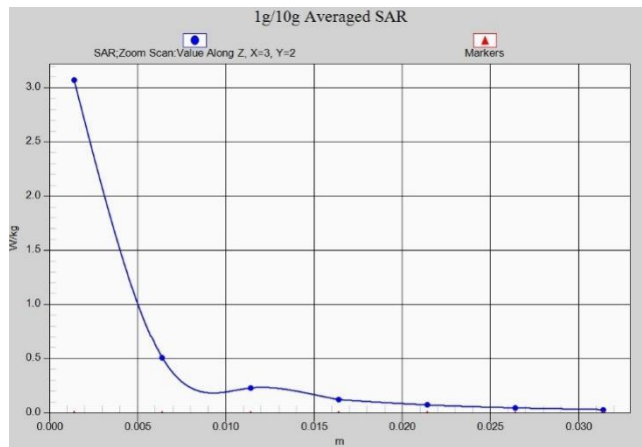
Measurement Results

| | Area Scan | Zoom Scan |
|---------------------|-------------------|-------------------|
| Date | 2023-07-15, 16:23 | 2023-07-15, 17:00 |
| psSAR1g [W/Kg] | 0.006 | 0.065 |
| psSAR10g [W/Kg] | 0 | 0.014 |
| Power Drift [dB] | -0.17 | 0.15 |
| Power Scaling | Disabled | Disabled |
| Scaling Factor [dB] | | |
| TSL Correction | No correction | No correction |
| M2/M1 [%] | | 49.2 |
| Dist 3dB Peak [mm] | | 3.1 |

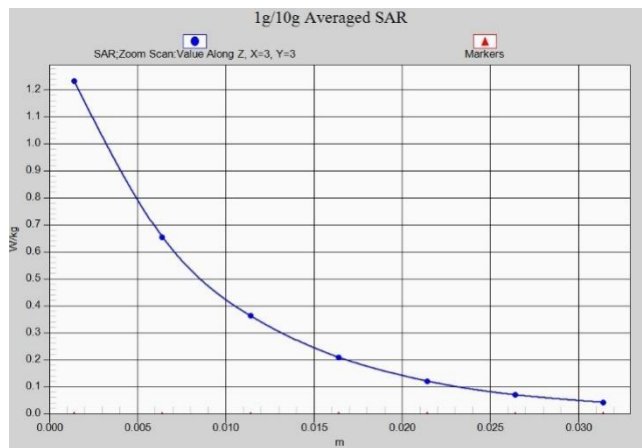




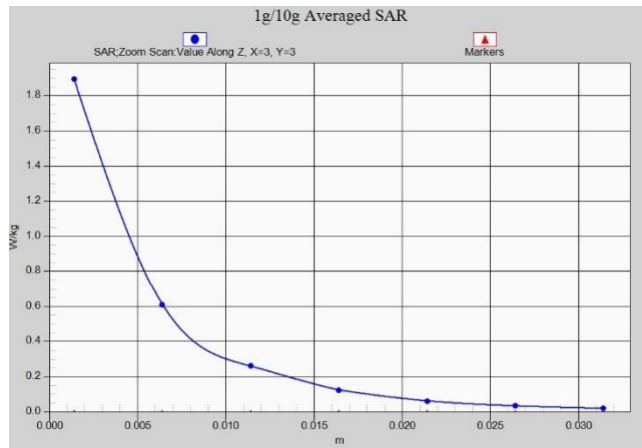
GSM850 Head ANT1



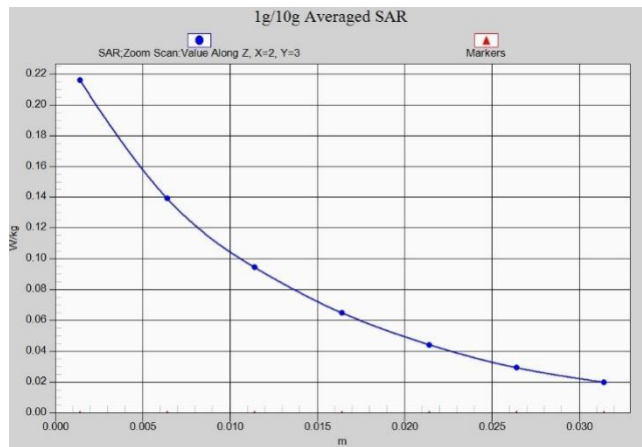
GSM850 Body 0mm ANT1



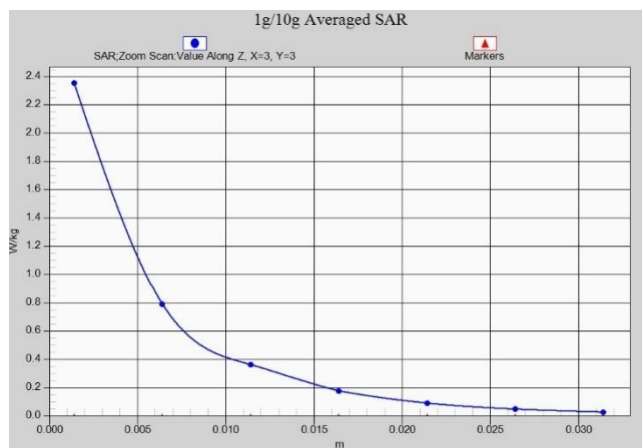
GSM1900 Head ANT2



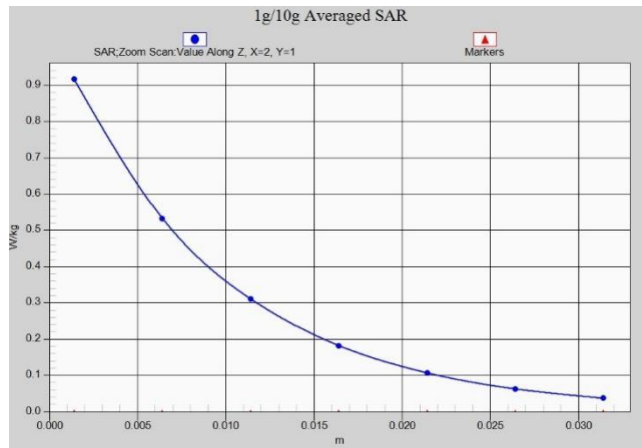
GSM1900 Body 0mm ANT2



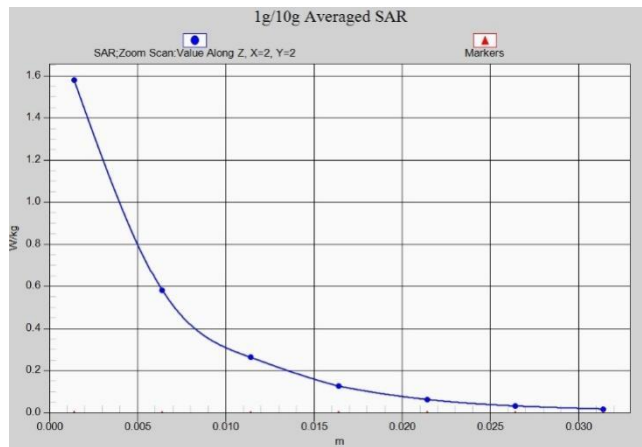
GSM1900 Head ANT3



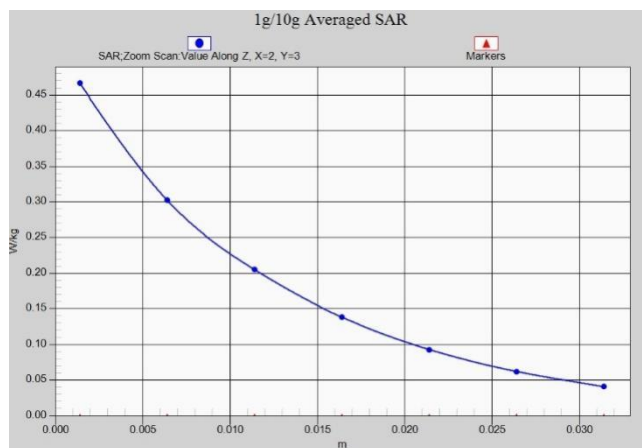
GSM1900 Body 0mm ANT3



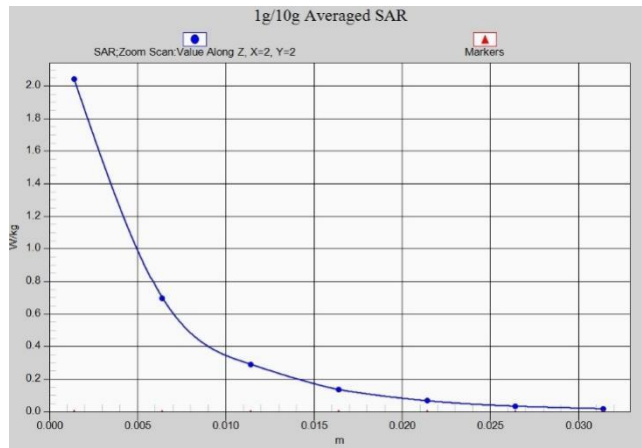
WCDMA1900 Head ANT2



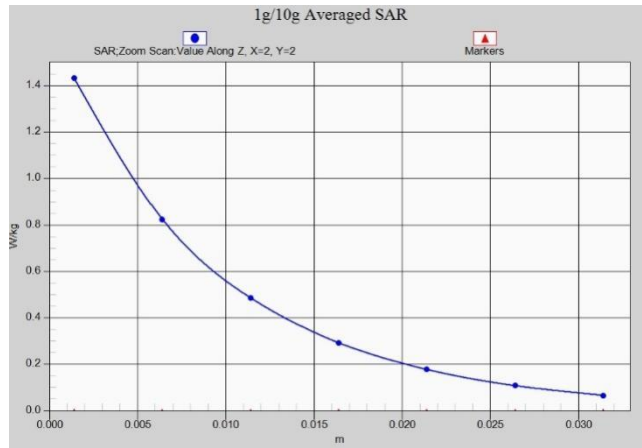
WCDMA1900 Body 0mm ANT2



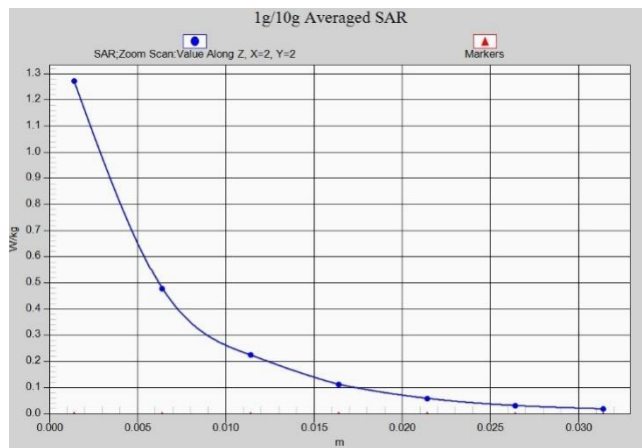
WCDMA1900 Head ANT3



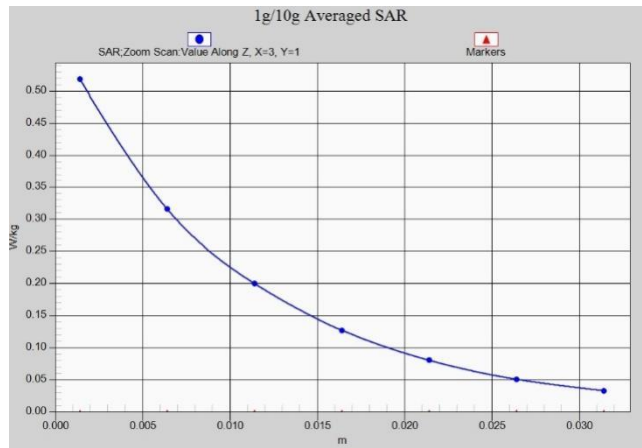
WCDMA1900 Body 0mm ANT3



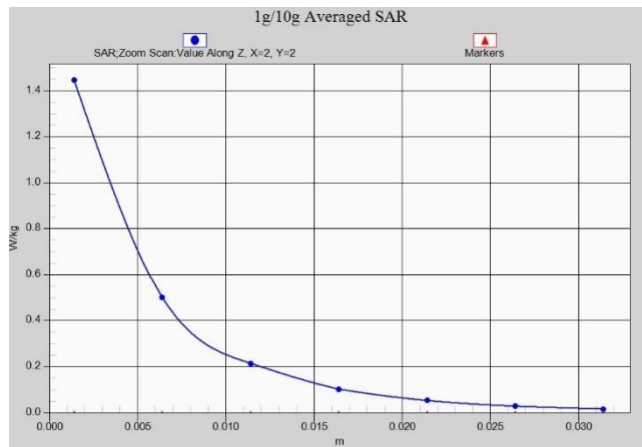
WCDMA1700 Head ANT2



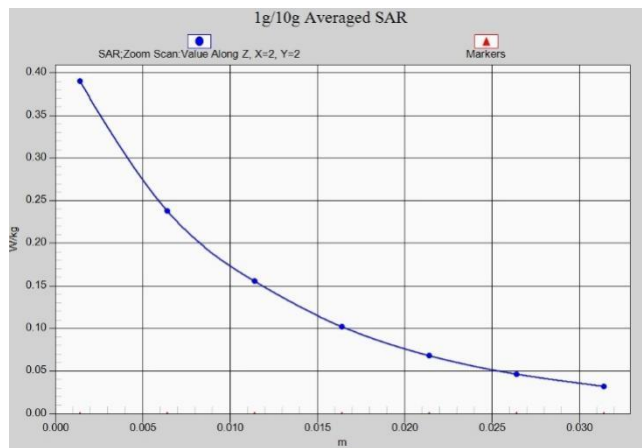
WCDMA1700 Body 0mm ANT2



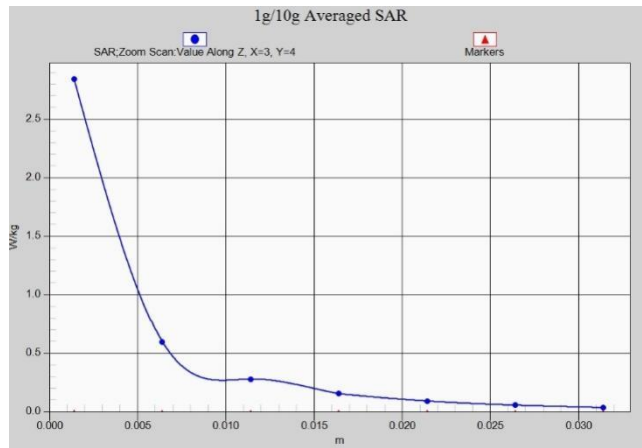
WCDMA1700 Head ANT3



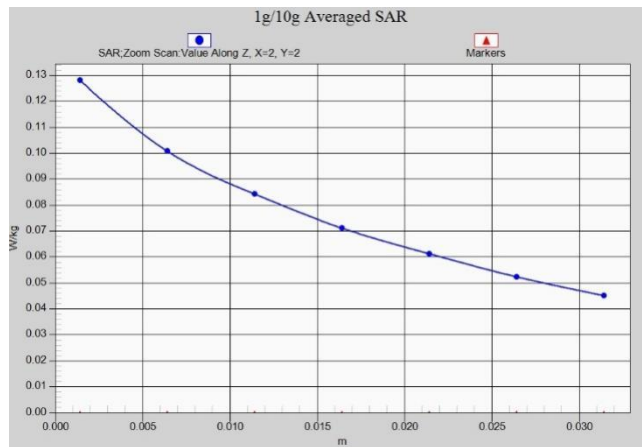
WCDMA1700 Body 0mm ANT3



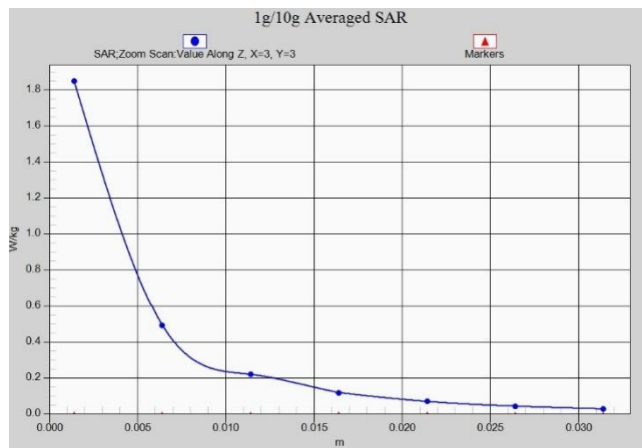
WCDMA850 Head ANT0



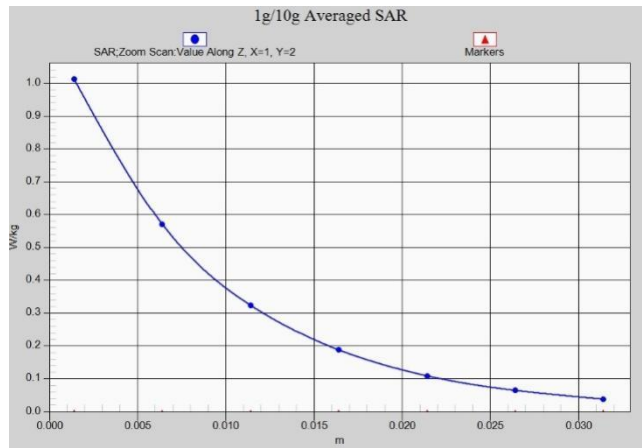
WCDMA850 Body 0mm ANT0



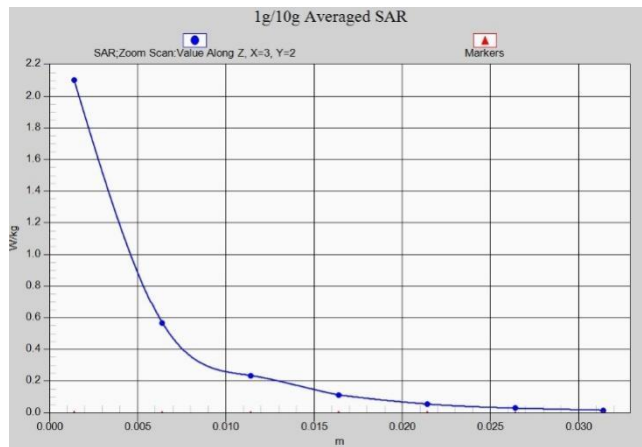
WCDMA850 Head ANT1



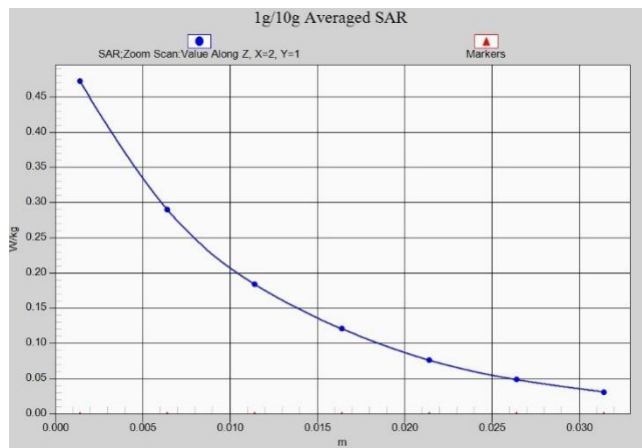
WCDMA850 Body 0mm ANT1



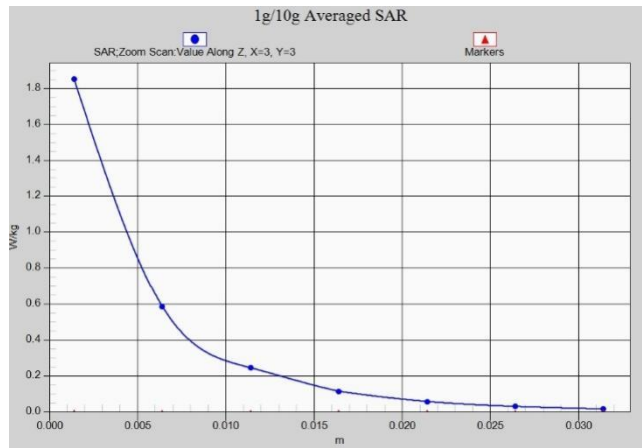
LTE Band2 Head ANT2



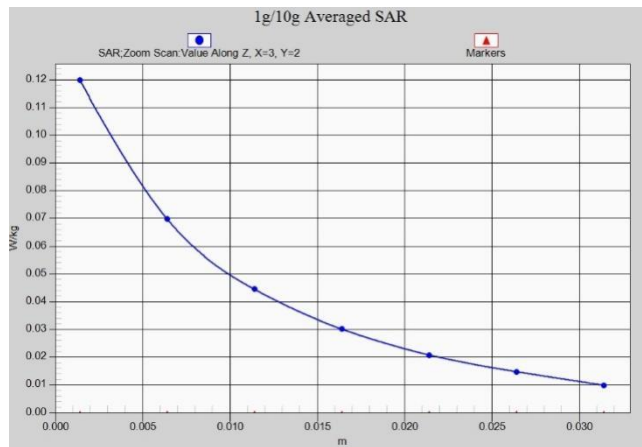
LTE Band2 Body 0mm ANT2



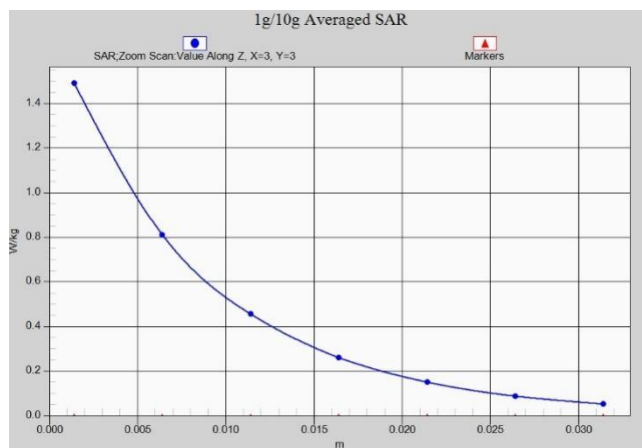
LTE Band2 Head ANT3



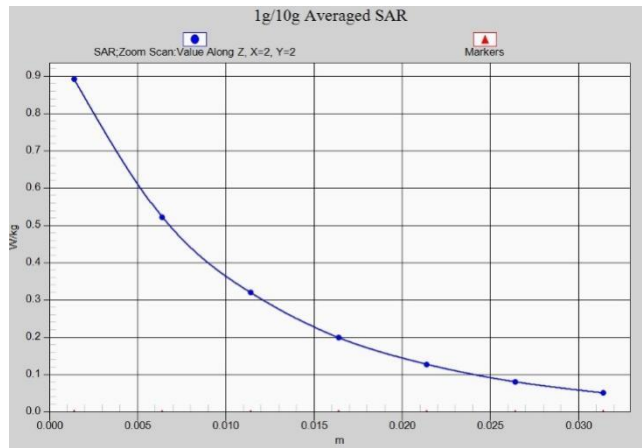
LTE Band2 Body 0mm ANT3



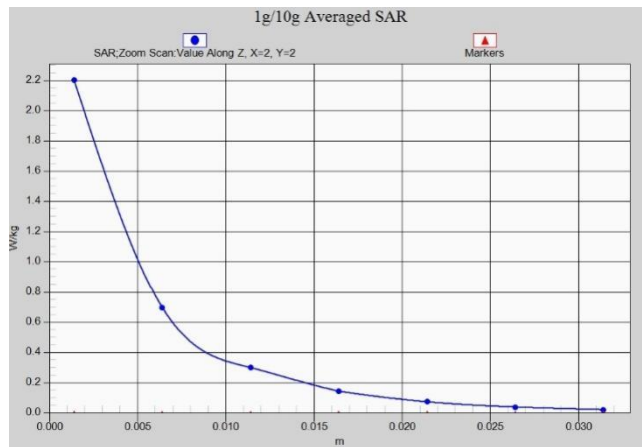
LTE Band2 Head ANT4



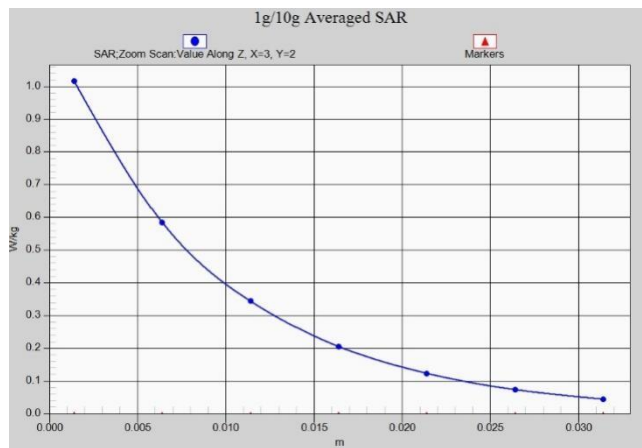
LTE Band2 Body 0mm ANT4



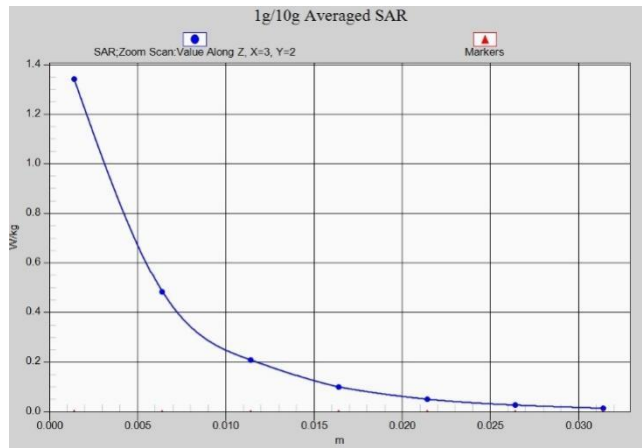
LTE Band2 Head ANT5



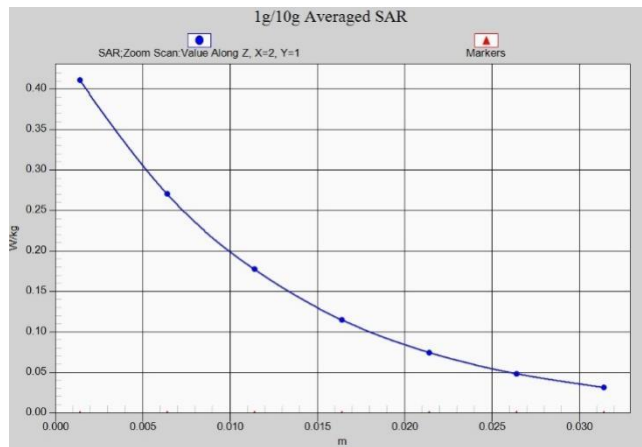
LTE Band2 Body 0mm ANT5



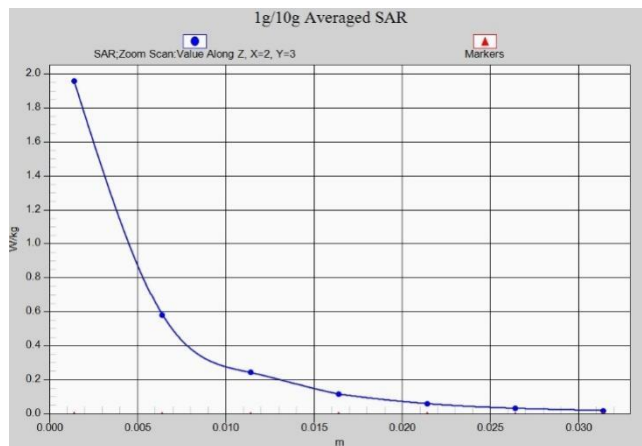
LTE Band4 Head ANT2



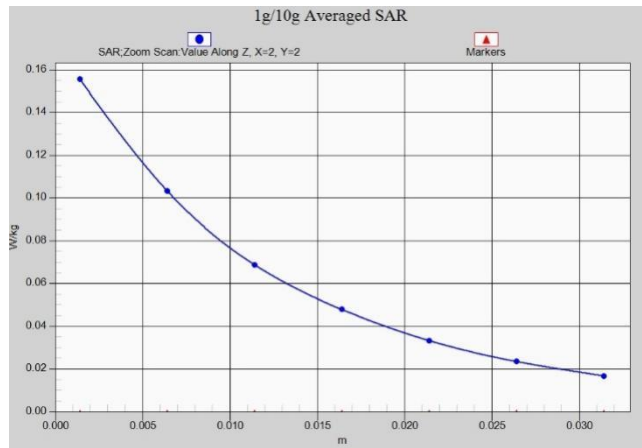
LTE Band4 Body 0mm ANT2



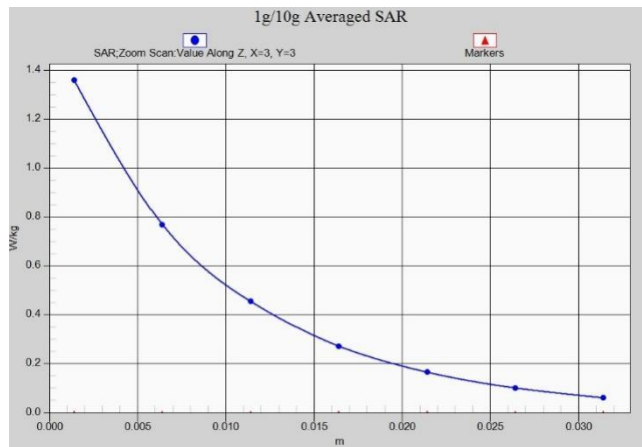
LTE Band4 Head ANT3



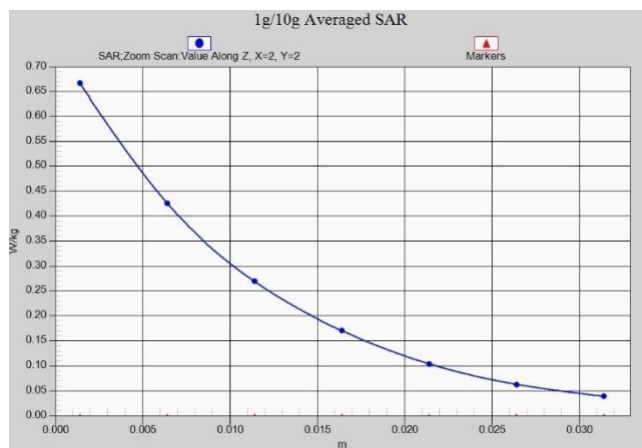
LTE Band4 Body 0mm ANT3



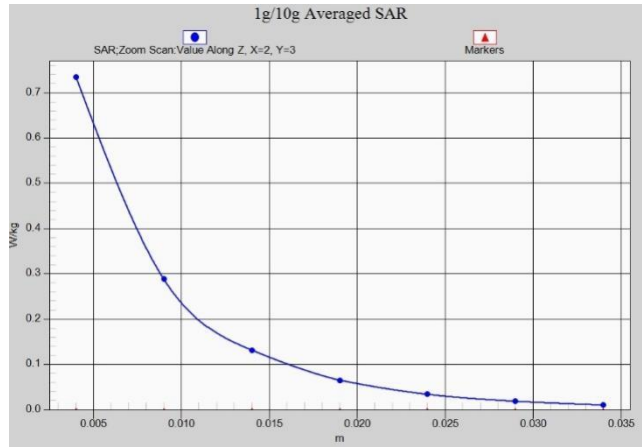
LTE Band4 Head ANT4



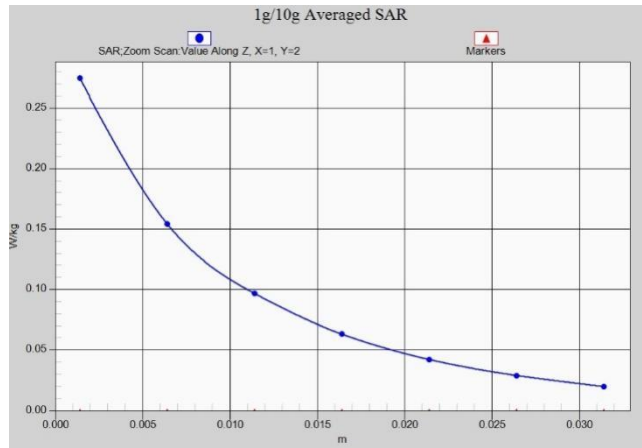
LTE Band4 Body 0mm ANT4



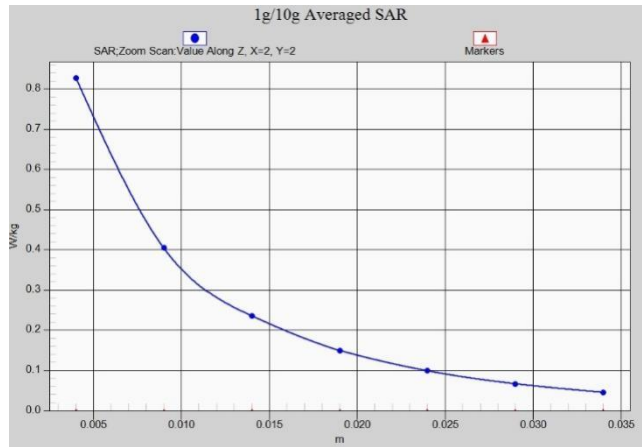
LTE Band4 Head ANT5



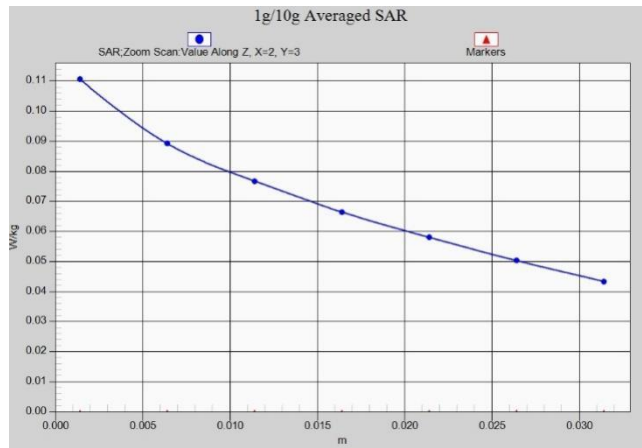
LTE Band4 Body 0mm ANT5



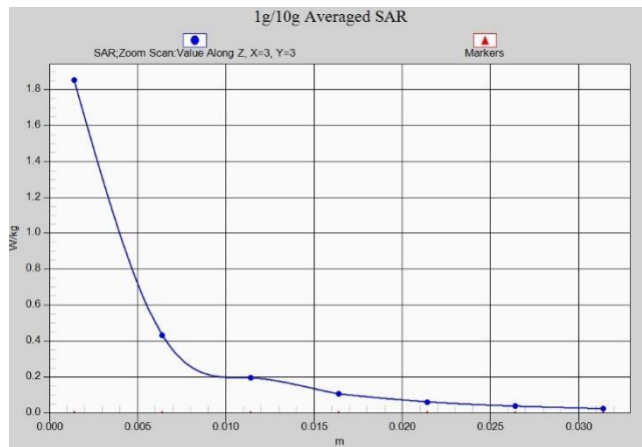
LTE Band5 Head ANT0



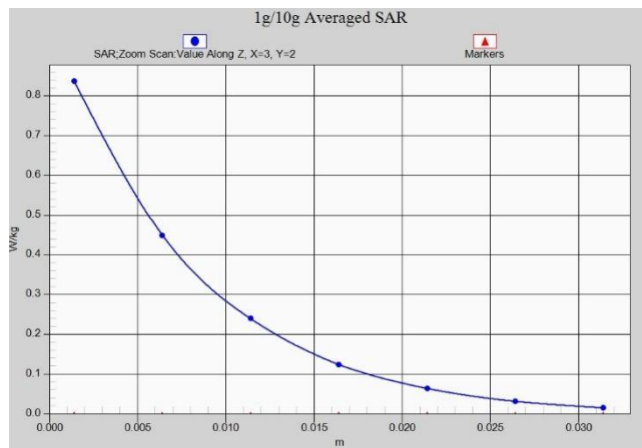
LTE Band5 Body 0mm ANT0



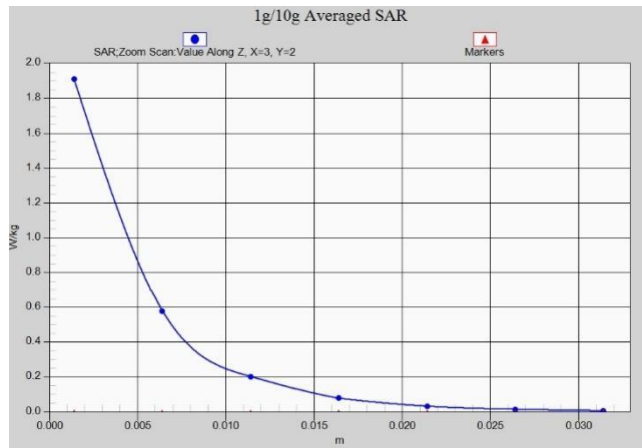
LTE Band5 Head ANT1



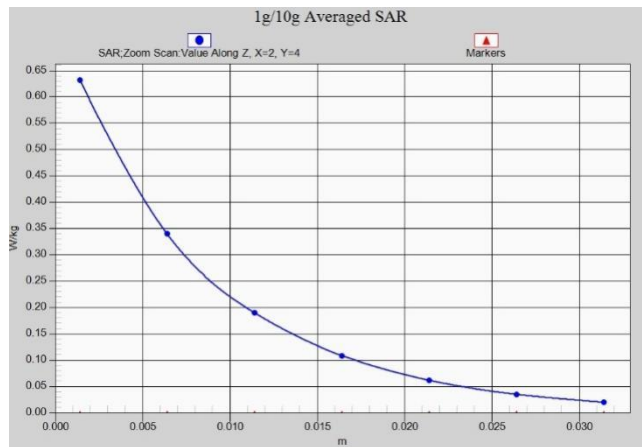
LTE Band5 Body 0mm ANT1



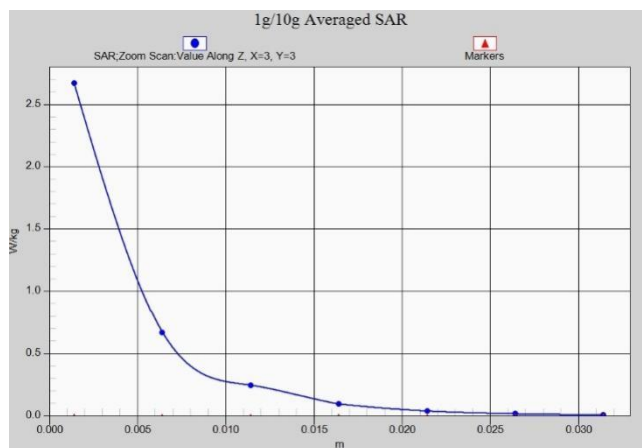
LTE Band7 Head ANT2



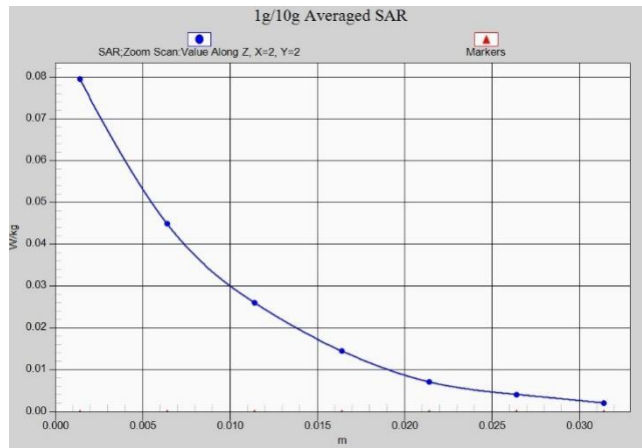
LTE Band7 Body 0mm ANT2



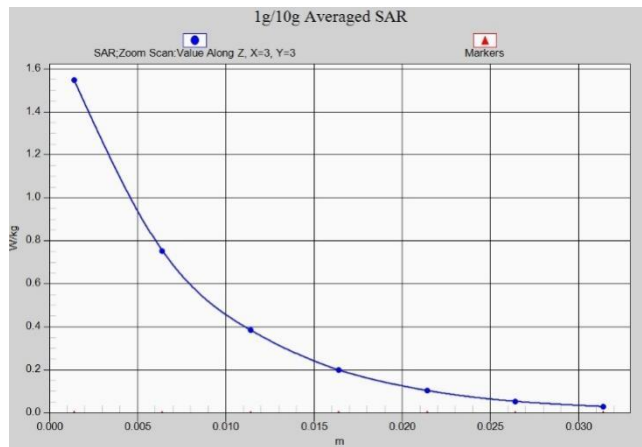
LTE Band7 Head ANT3



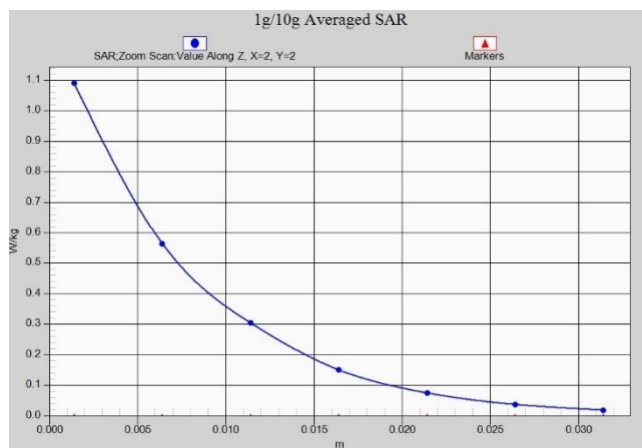
LTE Band7 Body 0mm ANT3



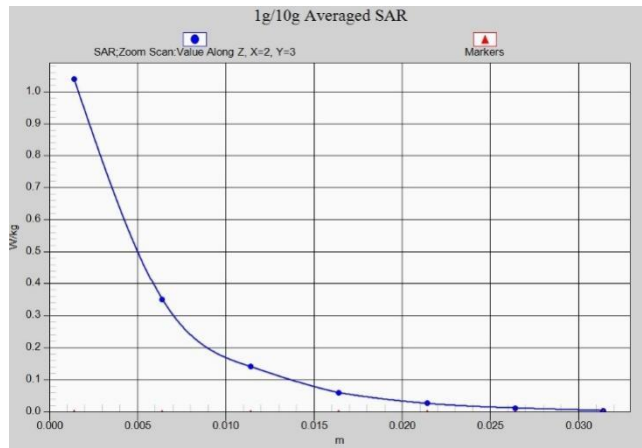
LTE Band7 Head ANT4



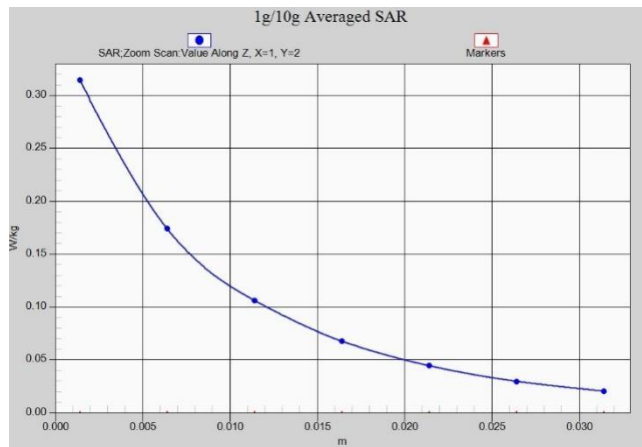
LTE Band7 Body 0mm ANT4



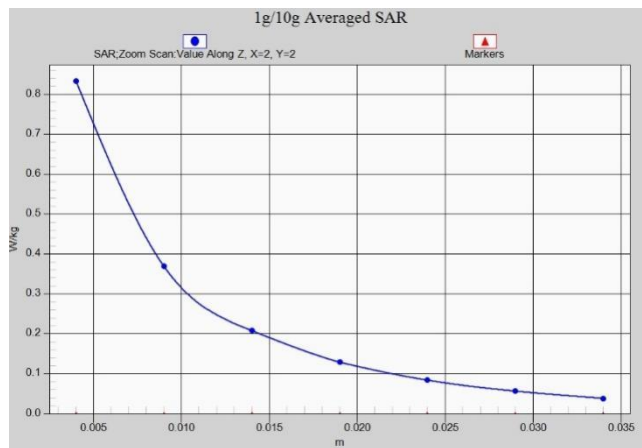
LTE Band7 Head ANT5



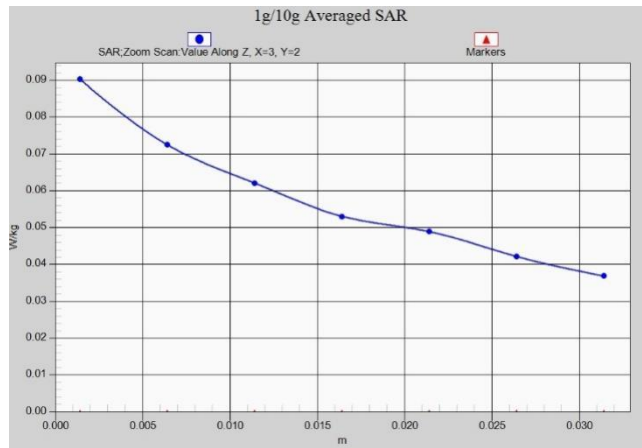
LTE Band7 Body 0mm ANT5



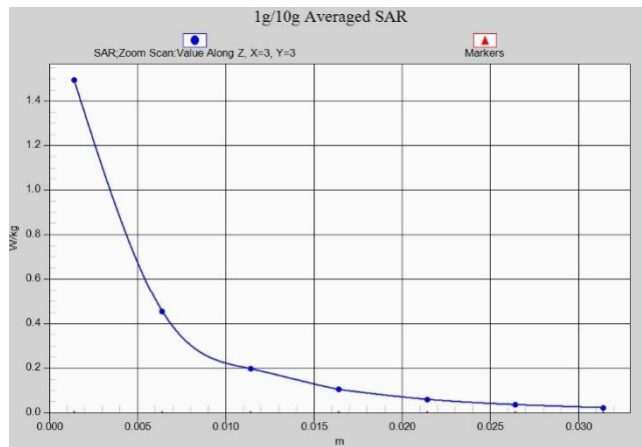
LTE Band12 Head ANT0



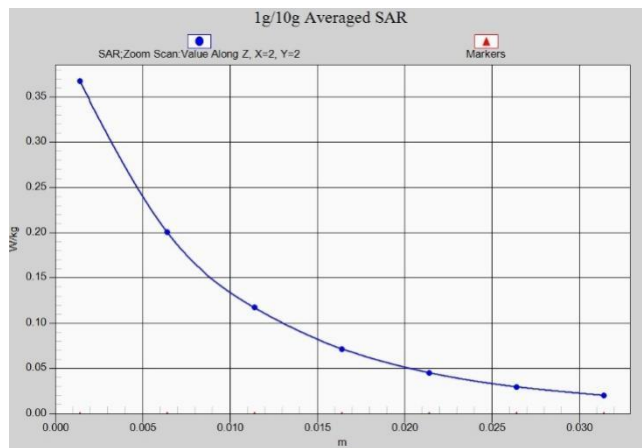
LTE Band12 Body 0mm ANT0



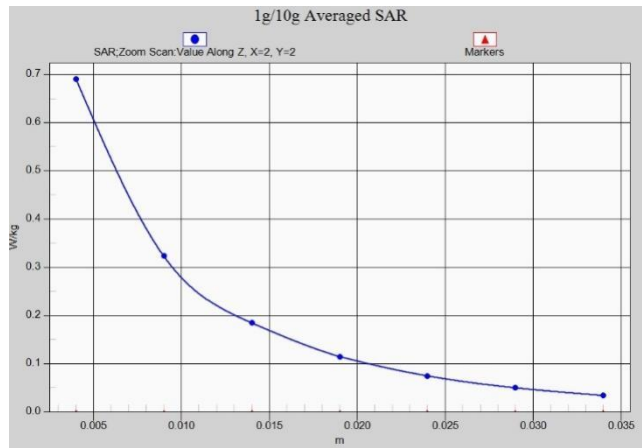
LTE Band12 Head ANT1



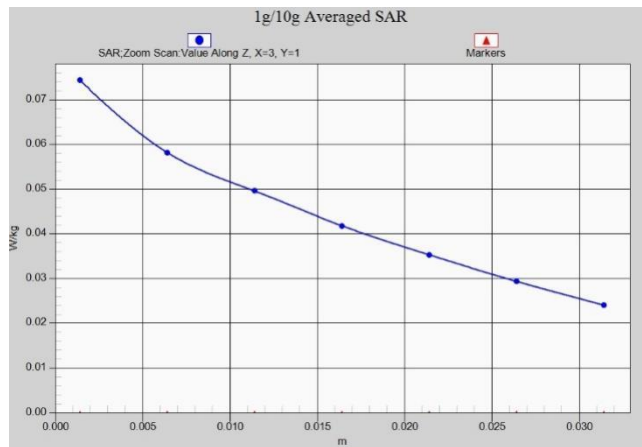
LTE Band12 Body 0mm ANT1



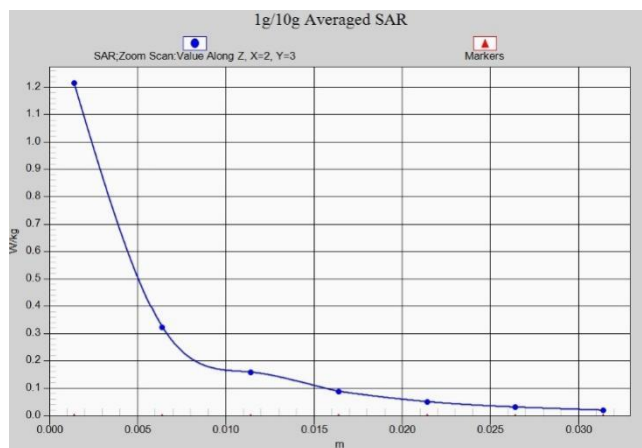
LTE Band13 Head ANT0



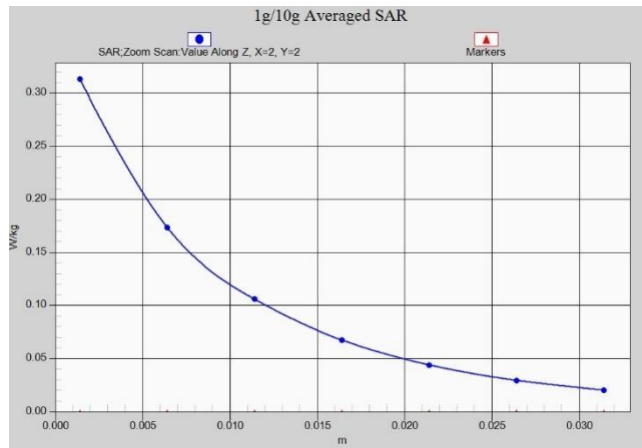
LTE Band13 Body 0mm ANT0



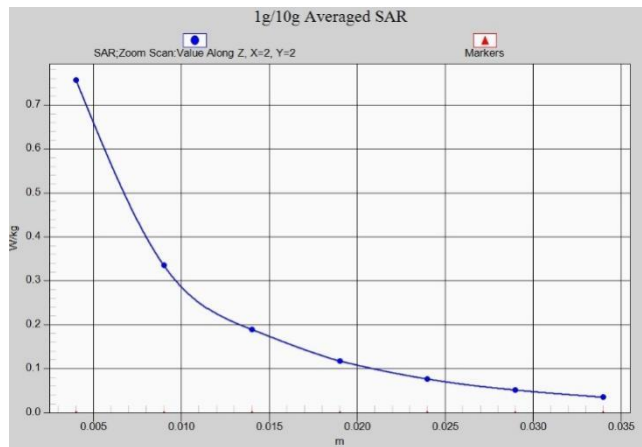
LTE Band13 Head ANT1



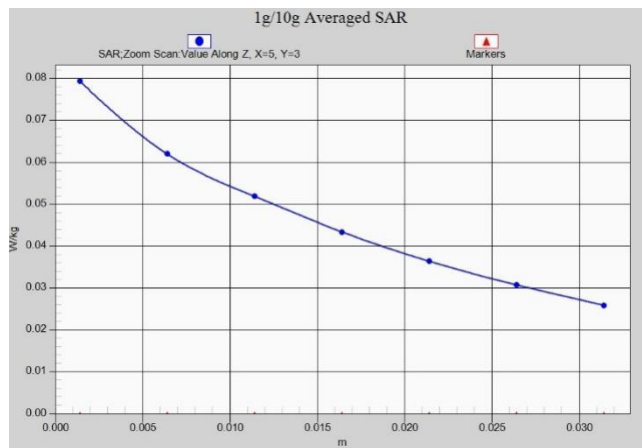
LTE Band13 Body 0mm ANT1



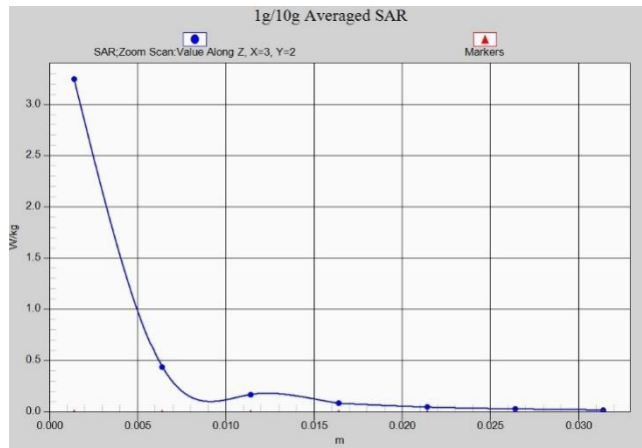
LTE Band17 Head ANT0



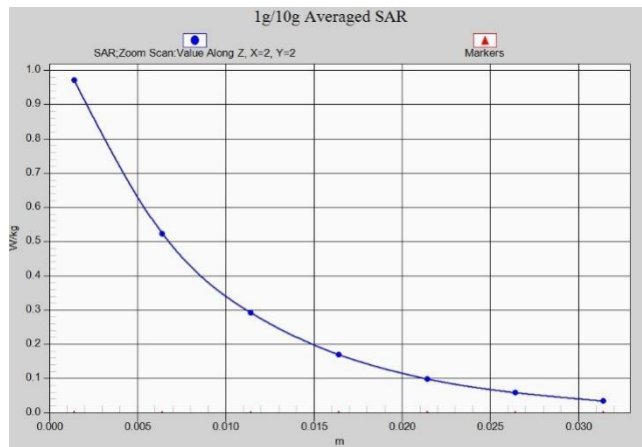
LTE Band17 Body 0mm ANT0



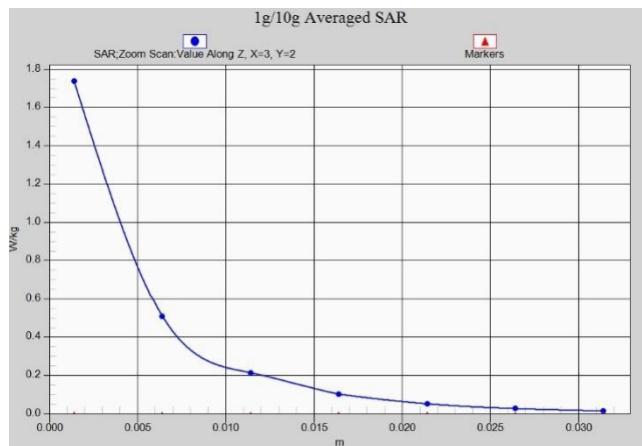
LTE Band17 Head ANT1



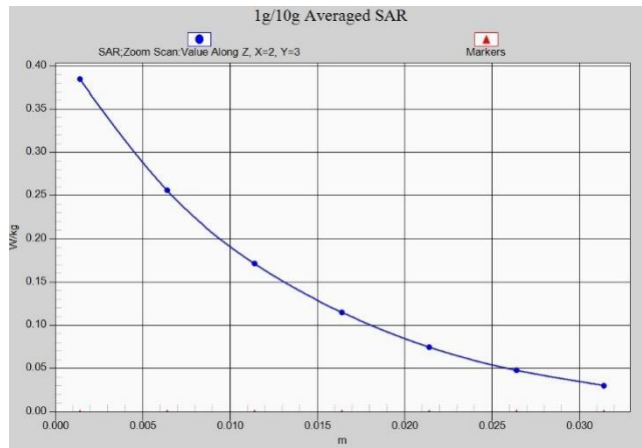
LTE Band17 Body 0mm ANT1



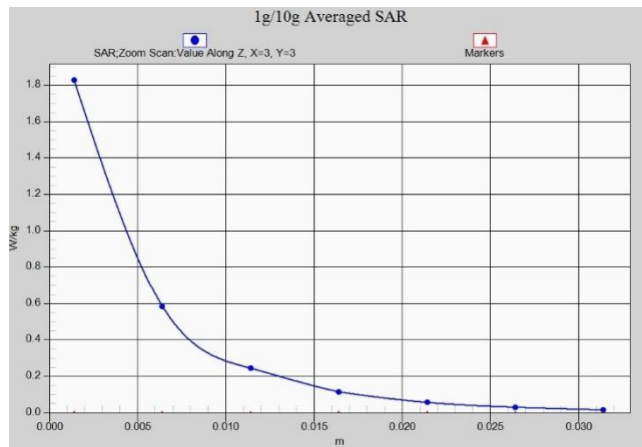
LTE Band25 Head ANT2



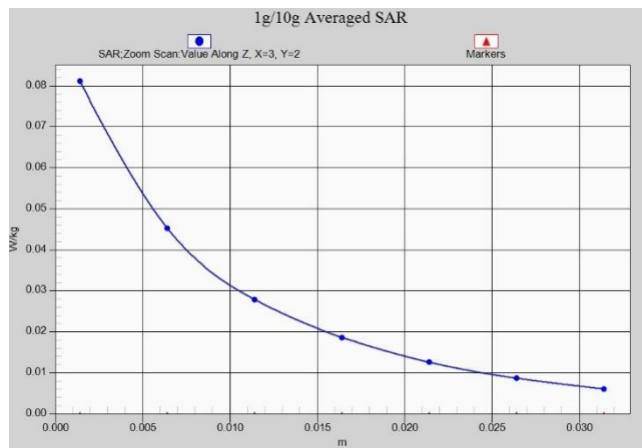
LTE Band25 Body 0mm ANT2



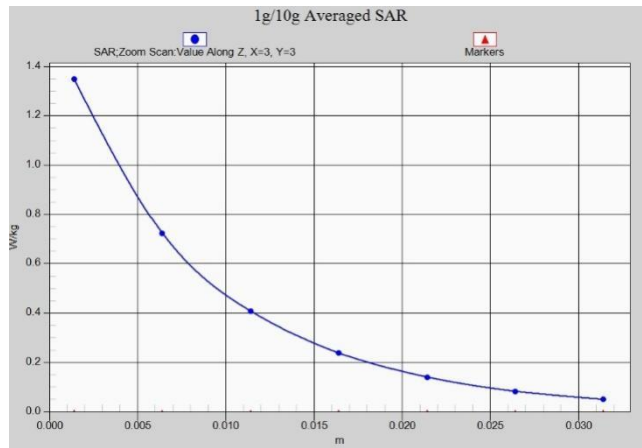
LTE Band25 Head ANT3



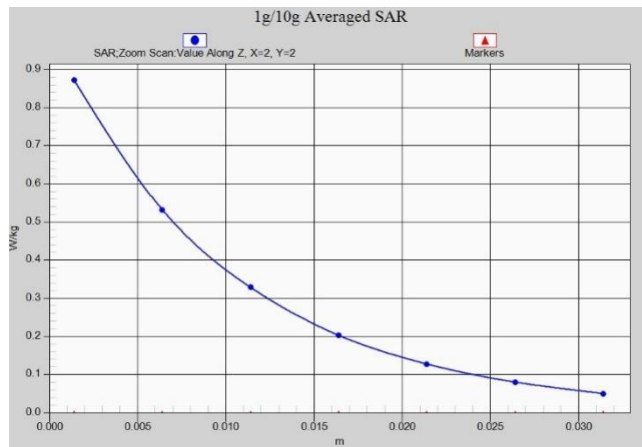
LTE Band25 Body 0mm ANT3



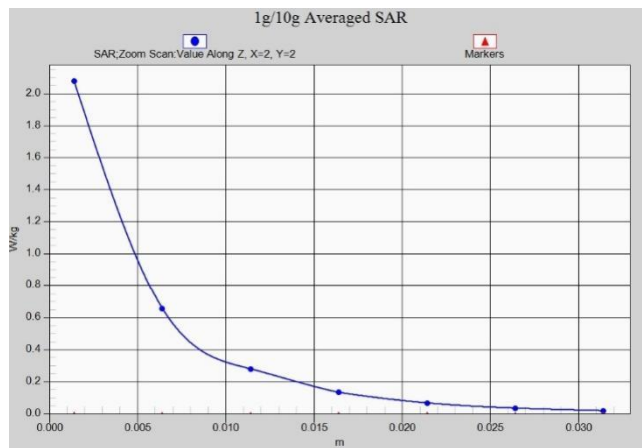
LTE Band25 Head ANT4



LTE Band25 Body 0mm ANT4



LTE Band25 Head ANT5



LTE Band25 Body 0mm ANT5