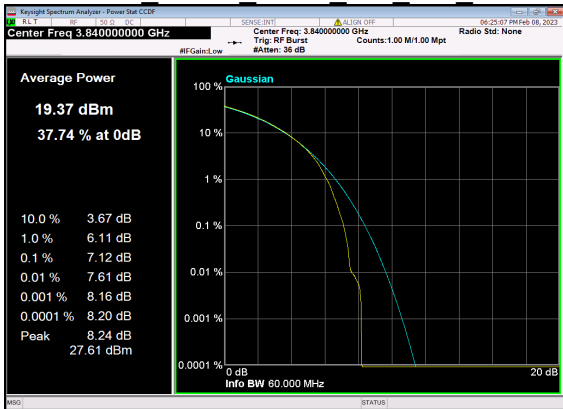
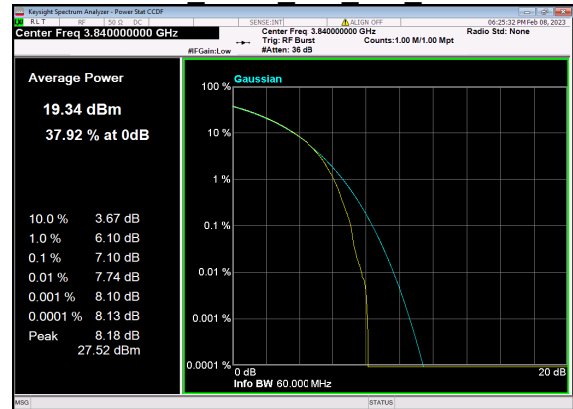




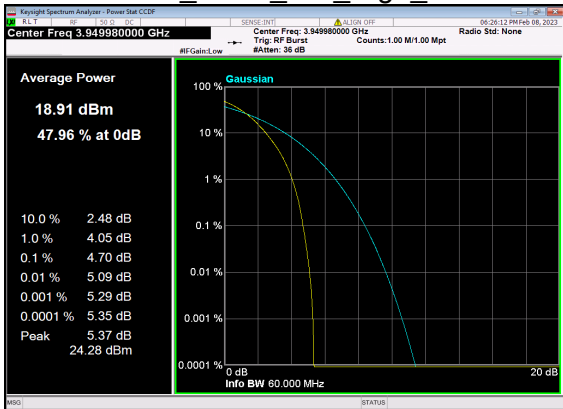
N77(60M)_CP-OFDM QPSK Outer Full Mid CH



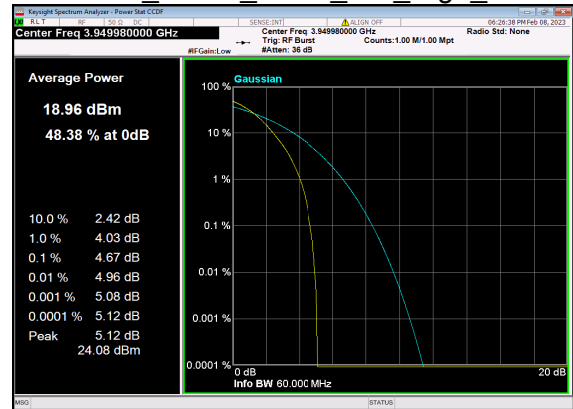
N77(60M)_CP-OFDM_16 QAM Outer Full Mid CH



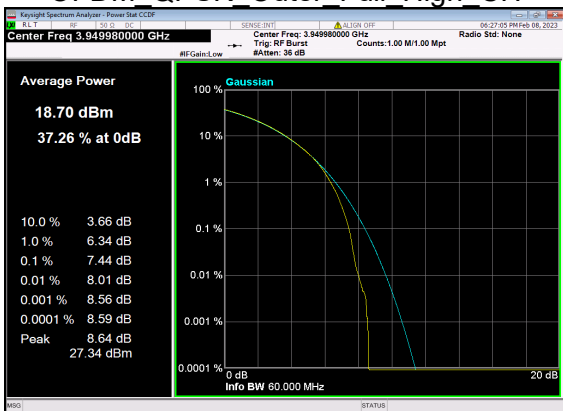
N77(60M)_DFT-s-OFDM_PI_2-BPSK Outer Full High CH



N77(60M)_DFT-s-OFDM QPSK Outer Full High CH



N77(60M)_CP-OFDM QPSK Outer Full High CH

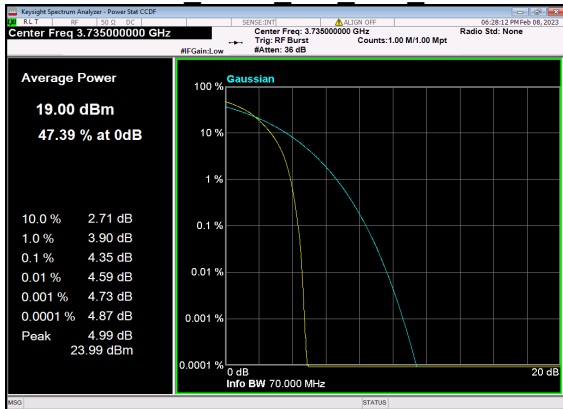


N77(60M)_CP-OFDM_16 QAM Outer Full High CH

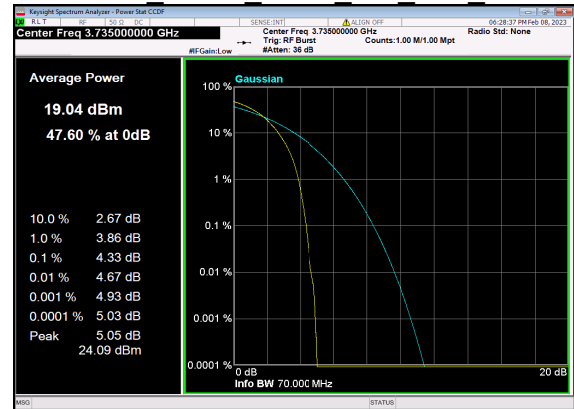




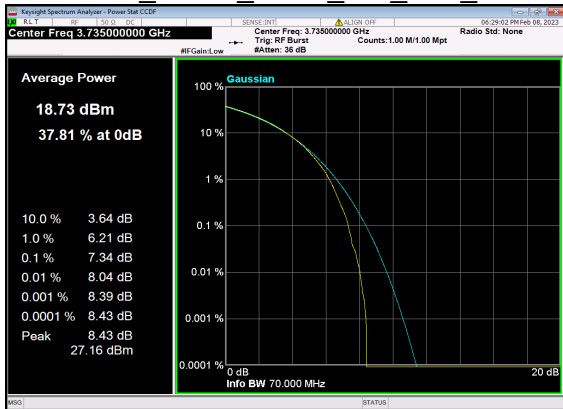
N77(70M)_DFT-s-OFDM_PI_2-BPSK Outer Full Low CH



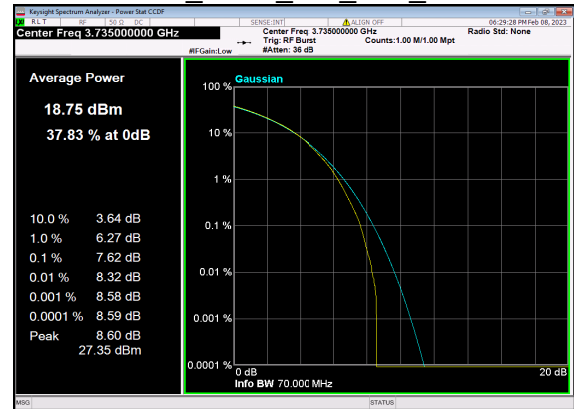
N77(70M)_DFT-s-OFDM QPSK Outer Full Low CH



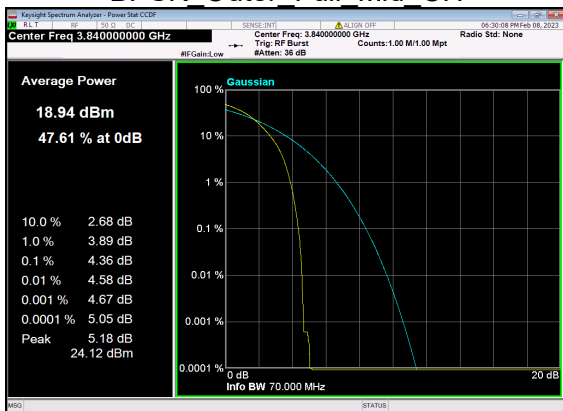
N77(70M)_CP-OFDM QPSK Outer Full Low CH



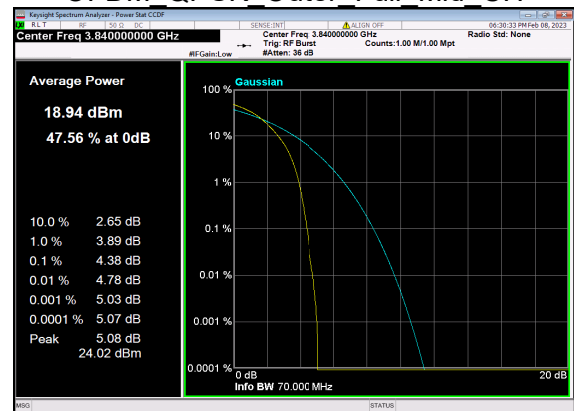
N77(70M)_CP-OFDM_16 QAM Outer Full Low CH



N77(70M)_DFT-s-OFDM_PI_2-BPSK Outer Full Mid CH

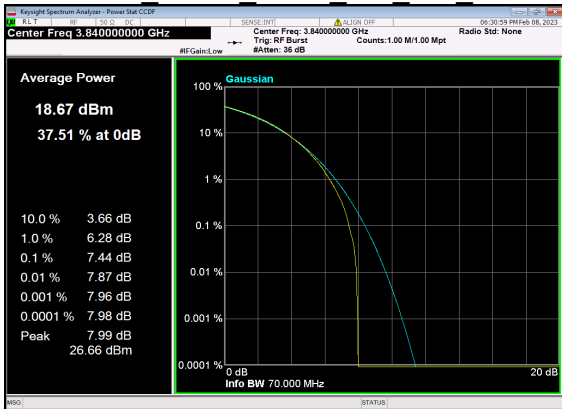


N77(70M)_DFT-s-OFDM QPSK Outer Full Mid CH

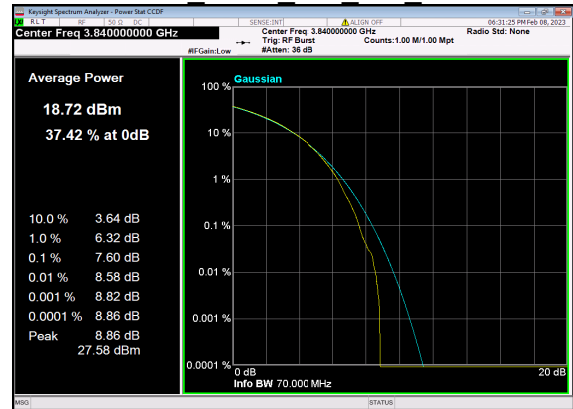




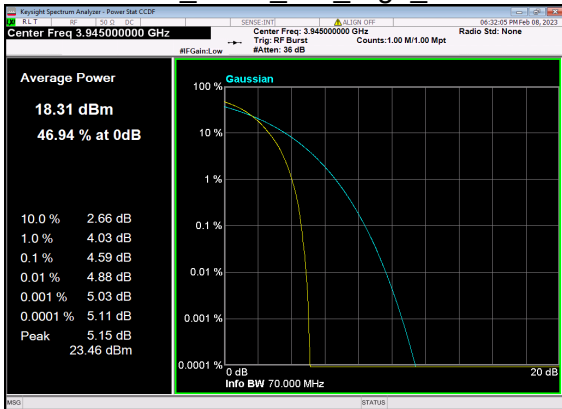
N77(70M)_CP-OFDM QPSK Outer Full Mid CH



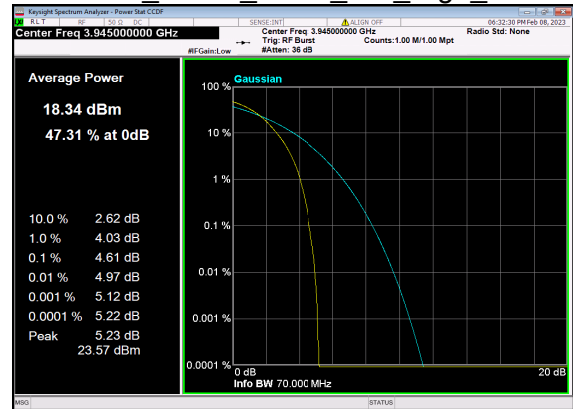
N77(70M)_CP-OFDM_16 QAM Outer Full Mid CH



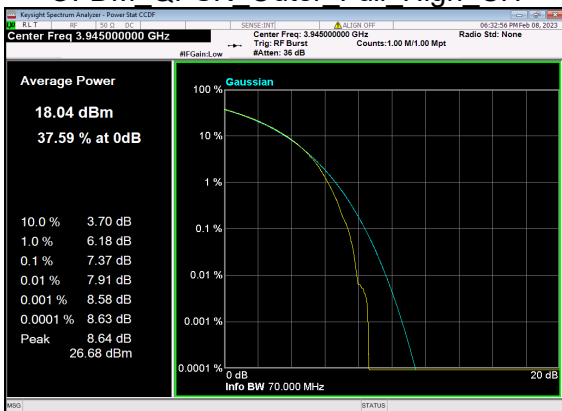
N77(70M)_DFT-s-OFDM_PI_2-BPSK Outer Full High CH



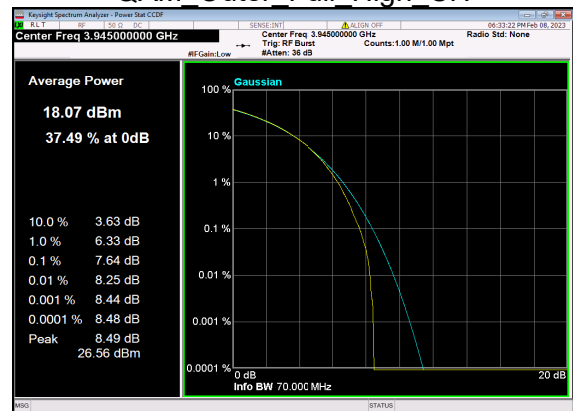
N77(70M)_DFT-s-OFDM QPSK Outer Full High CH



N77(70M)_CP-OFDM QPSK Outer Full High CH

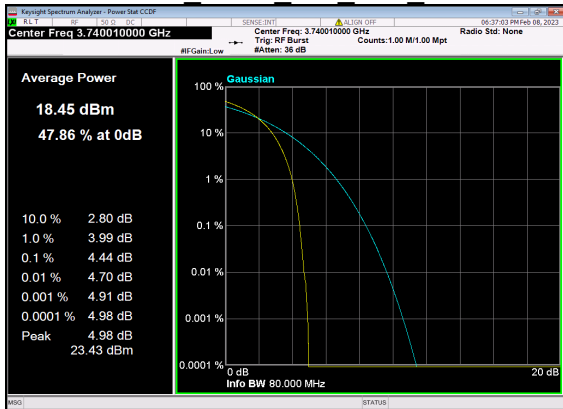


N77(70M)_CP-OFDM_16 QAM Outer Full High CH

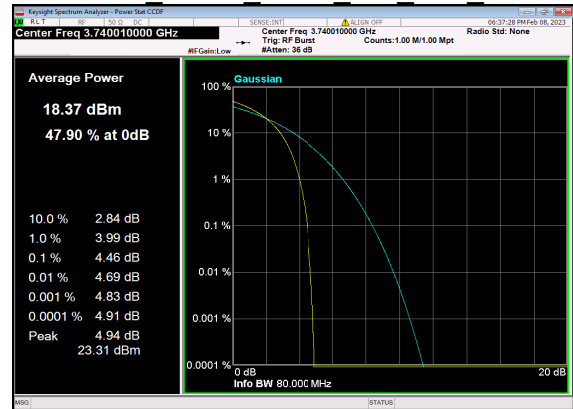




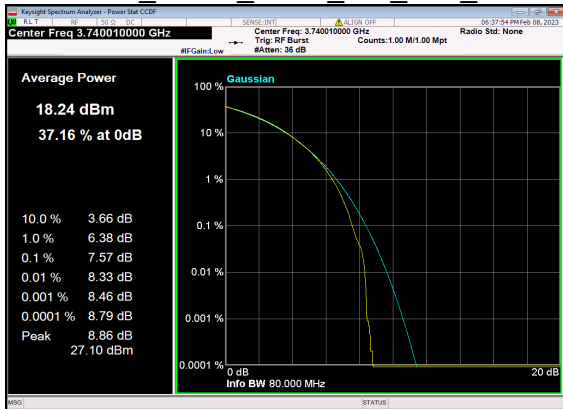
N77(80M)_DFT-s-OFDM_PI_2-BPSK Outer Full Low CH



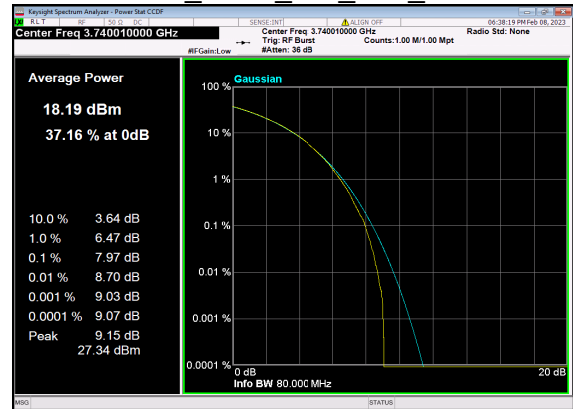
N77(80M)_DFT-s-OFDM QPSK Outer Full Low CH



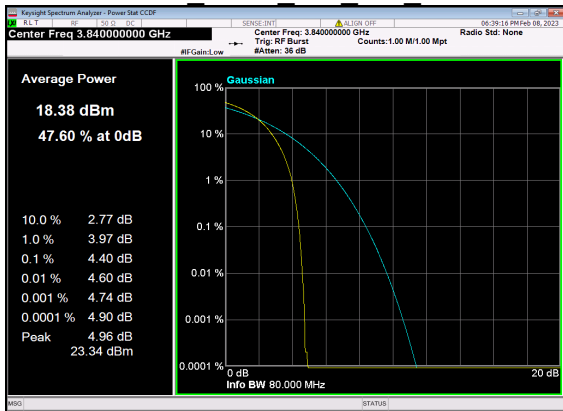
N77(80M)_CP-OFDM QPSK Outer Full Low CH



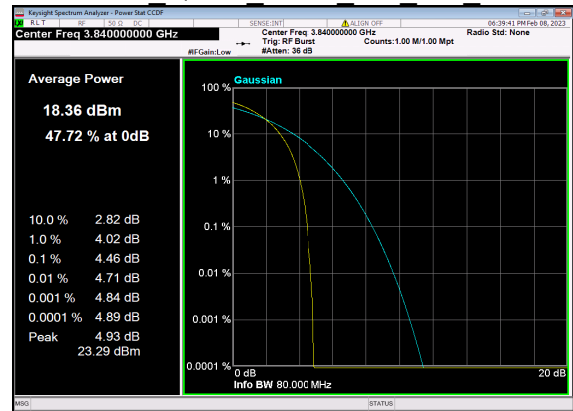
N77(80M)_CP-OFDM_16 QAM Outer Full Low CH



N77(80M)_DFT-s-OFDM_PI_2-BPSK Outer Full Mid CH

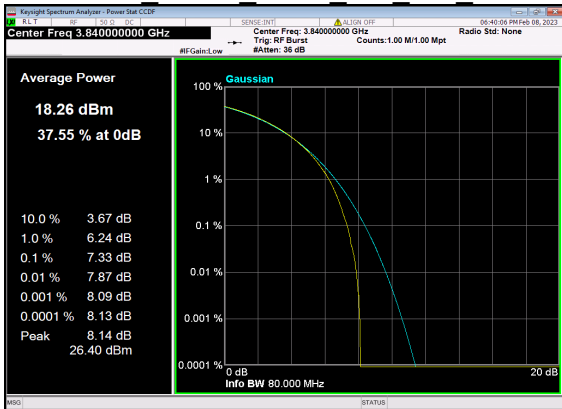


N77(80M)_DFT-s-OFDM QPSK Outer Full Mid CH

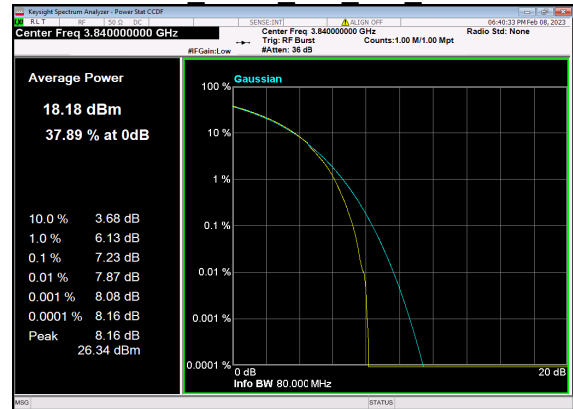




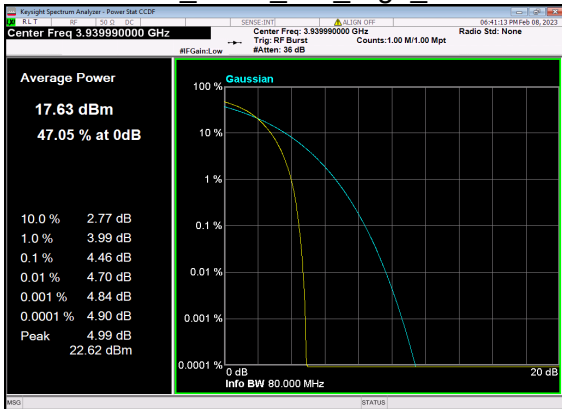
N77(80M)_CP-OFDM QPSK Outer Full Mid CH



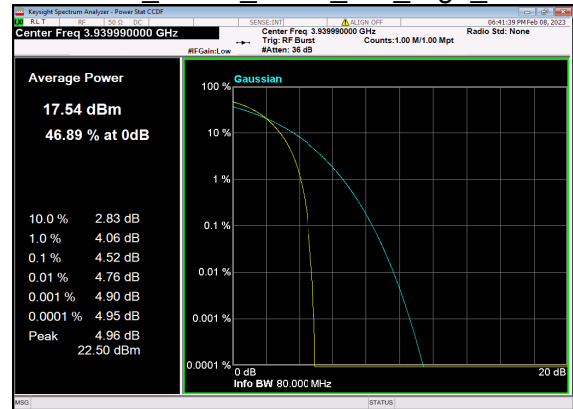
N77(80M)_CP-OFDM_16 QAM Outer Full Mid CH



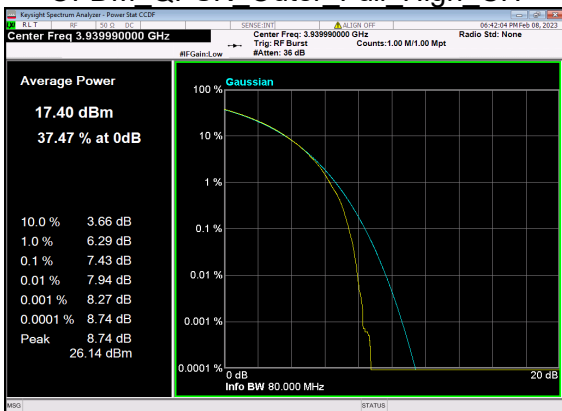
N77(80M)_DFT-s-OFDM_PI_2-BPSK Outer Full High CH



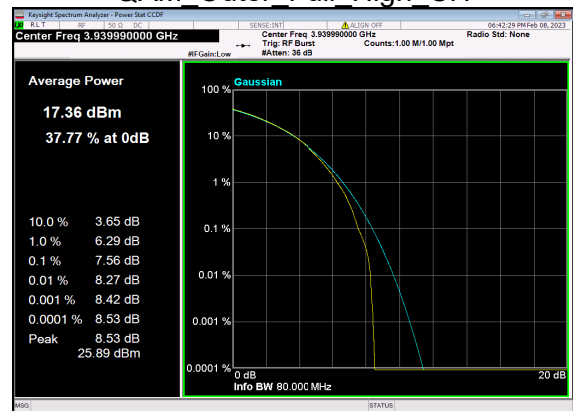
N77(80M)_DFT-s-OFDM QPSK Outer Full High CH



N77(80M)_CP-OFDM QPSK Outer Full High CH

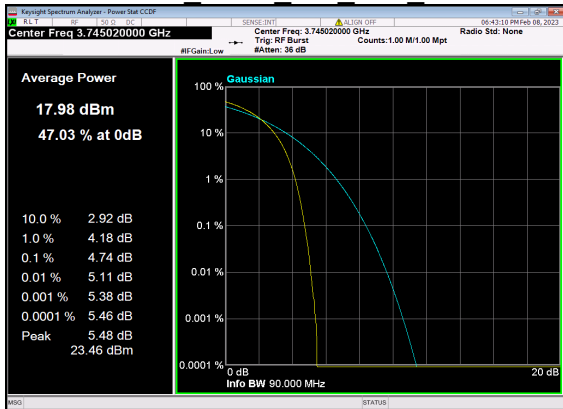


N77(80M)_CP-OFDM_16 QAM Outer Full High CH

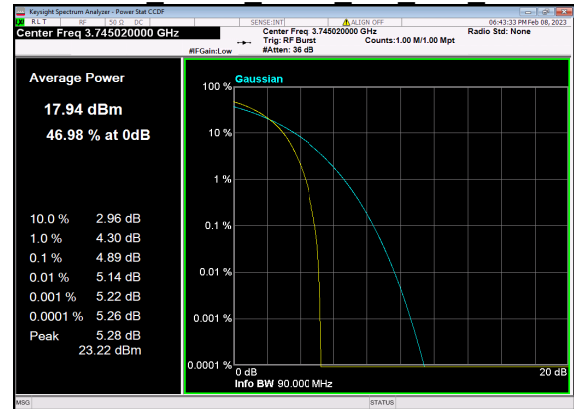




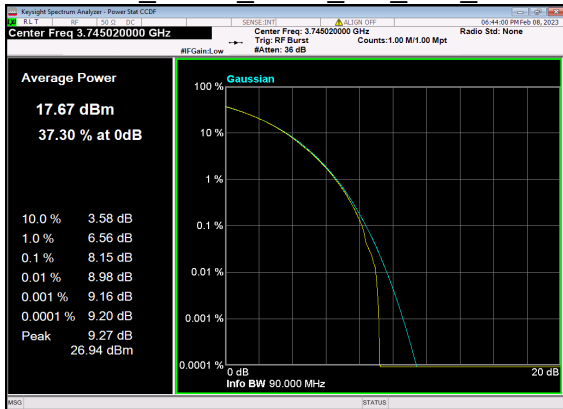
N77(90M)_DFT-s-OFDM_PI_2-BPSK Outer Full Low CH



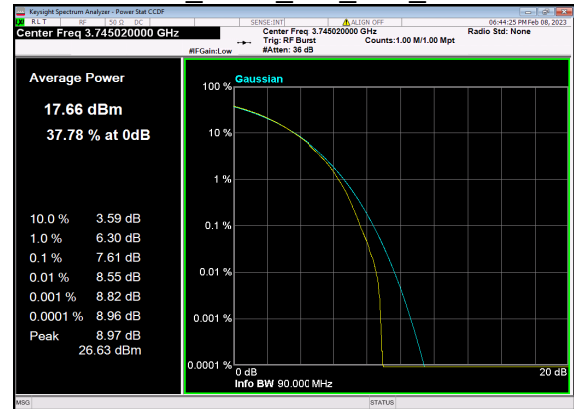
N77(90M)_DFT-s-OFDM QPSK Outer Full Low CH



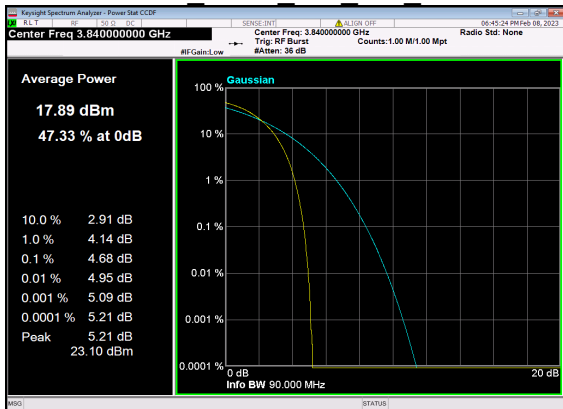
N77(90M)_CP-OFDM QPSK Outer Full Low CH



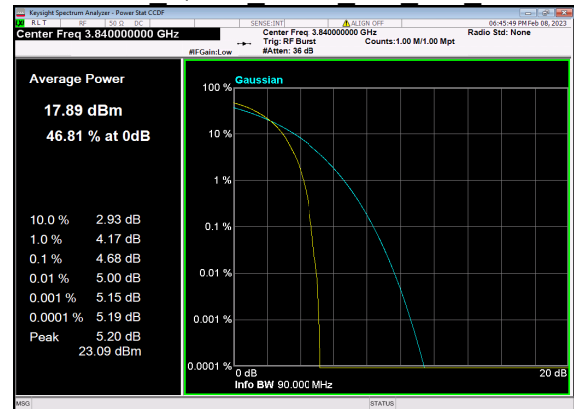
N77(90M)_CP-OFDM_16 QAM Outer Full Low CH



N77(90M)_DFT-s-OFDM_PI_2-BPSK Outer Full Mid CH

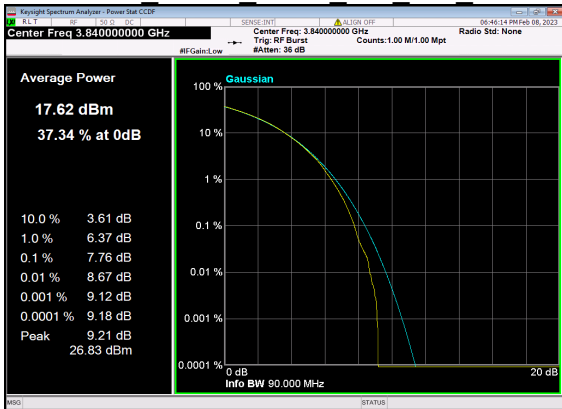


N77(90M)_DFT-s-OFDM QPSK Outer Full Mid CH

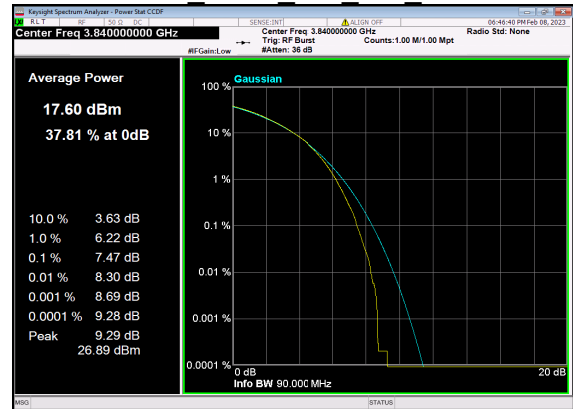




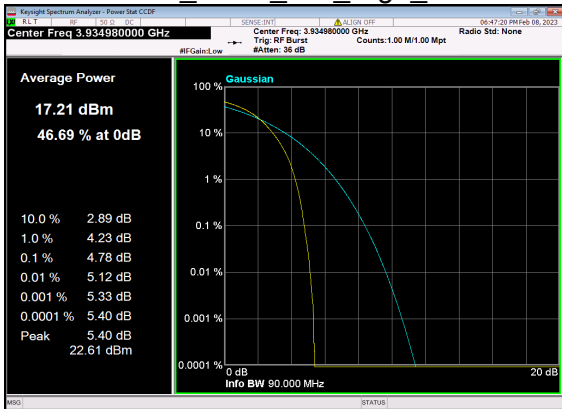
N77(90M)_CP-OFDM QPSK Outer Full Mid CH



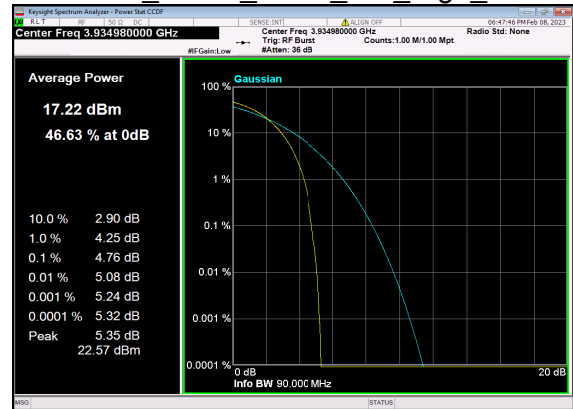
N77(90M)_CP-OFDM_16 QAM Outer Full Mid CH



N77(90M)_DFT-s-OFDM_PI_2-BPSK Outer Full High CH



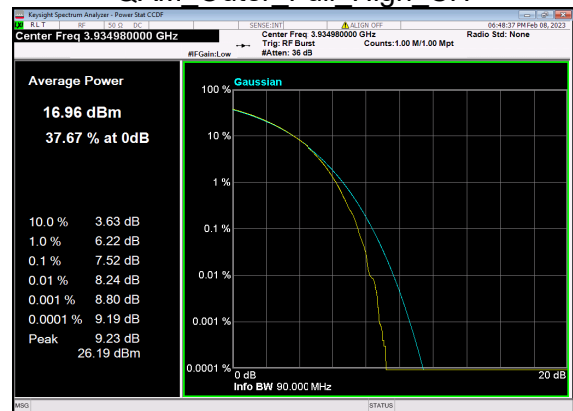
N77(90M)_DFT-s-OFDM QPSK Outer Full High CH



N77(90M)_CP-OFDM QPSK Outer Full High CH

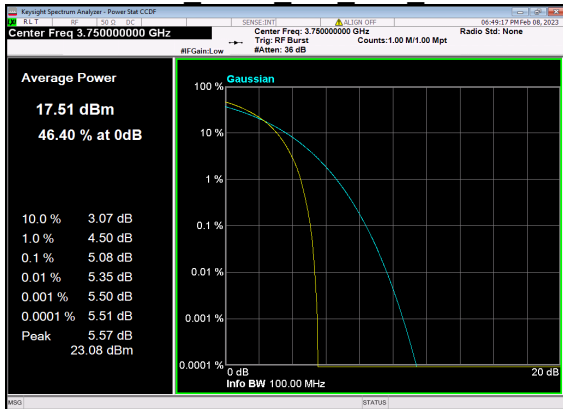


N77(90M)_CP-OFDM_16 QAM Outer Full High CH

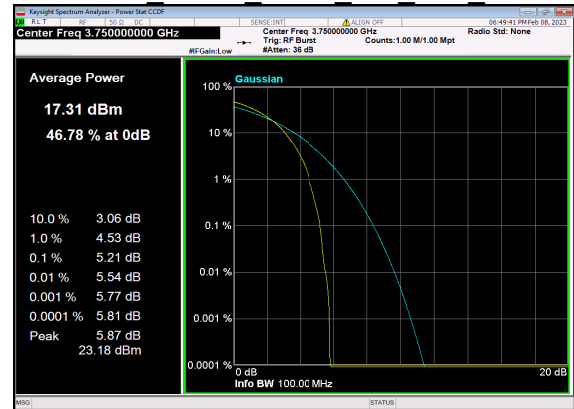




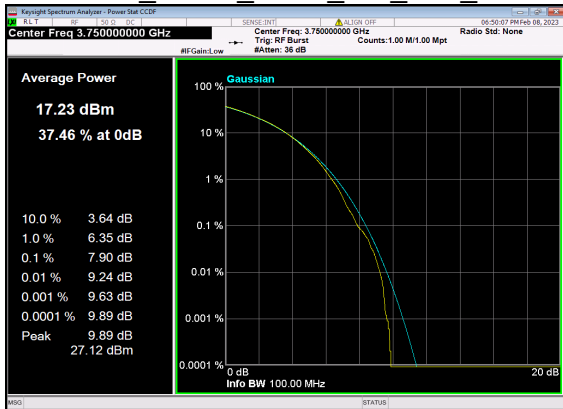
N77(100M)_DFT-s-OFDM_PI_2-BPSK Outer Full Low CH



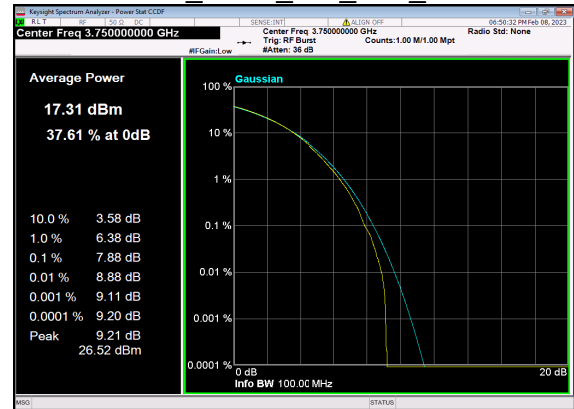
N77(100M)_DFT-s-OFDM QPSK Outer Full Low CH



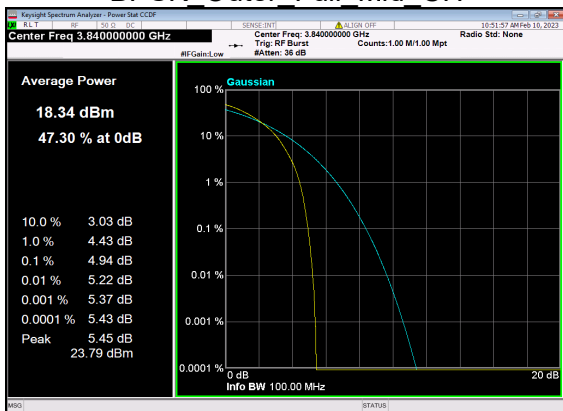
N77(100M)_CP-OFDM QPSK Outer Full Low CH



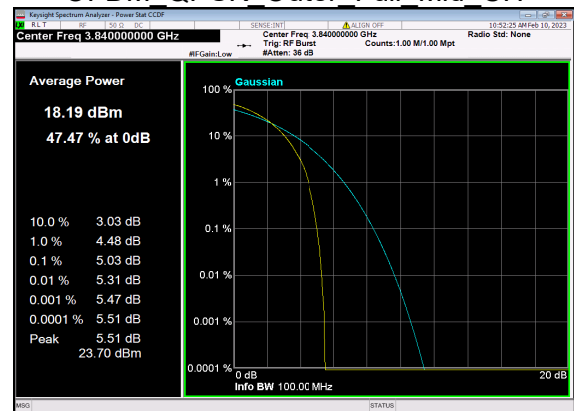
N77(100M)_CP-OFDM_16QAM Outer Full Low CH



N77(100M)_DFT-s-OFDM_PI_2-BPSK Outer Full Mid CH

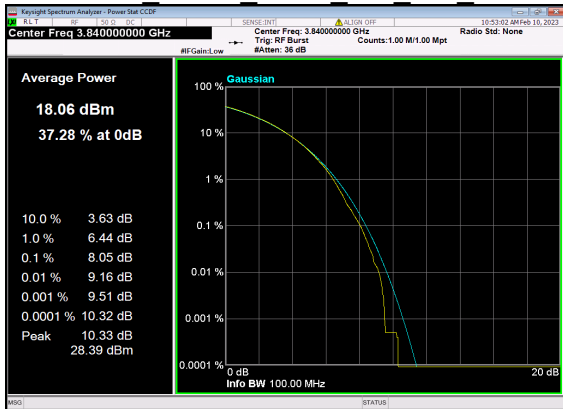


N77(100M)_DFT-s-OFDM QPSK Outer Full Mid CH

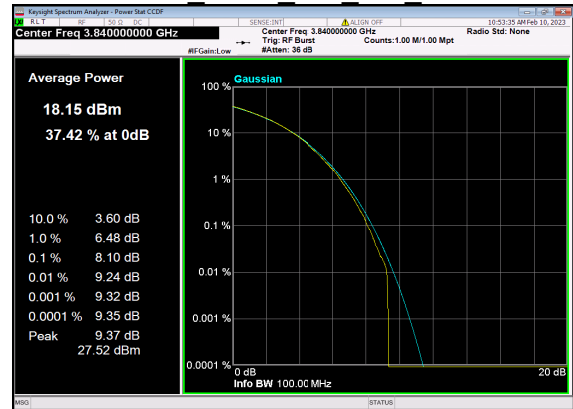




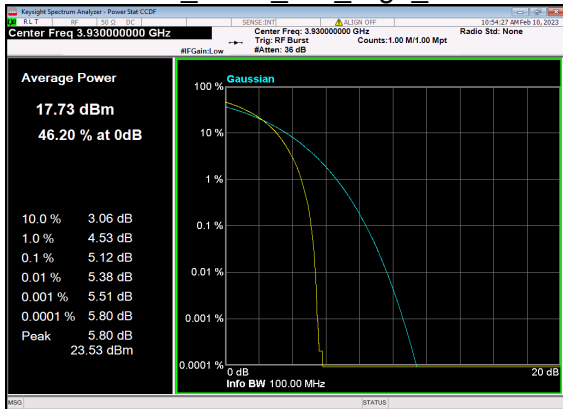
N77(100M)_CP-OFDM QPSK Outer Full Mid CH



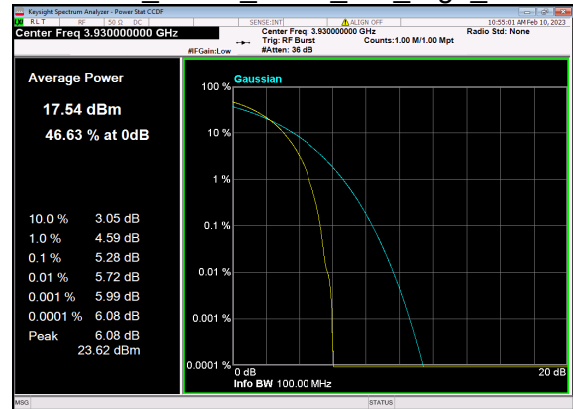
N77(100M)_CP-OFDM_16 QAM Outer Full Mid CH



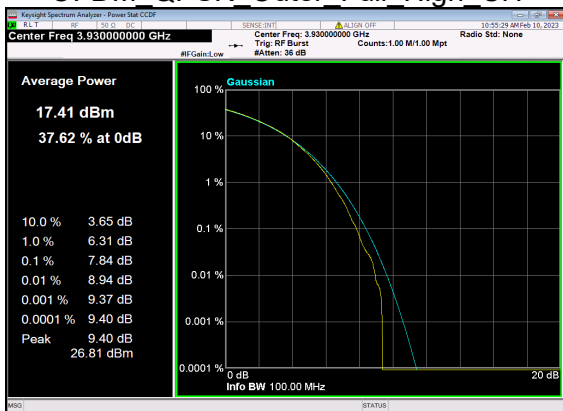
N77(100M)_DFT-s-OFDM_PI_2-BPSK Outer Full High CH



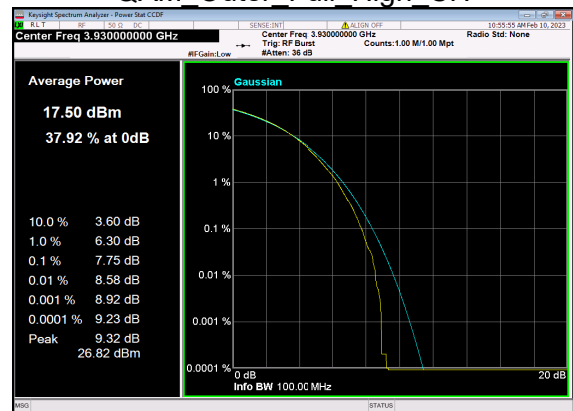
N77(100M)_DFT-s-OFDM QPSK Outer Full High CH



N77(100M)_CP-OFDM QPSK Outer Full High CH



N77(100M)_CP-OFDM_16 QAM Outer Full High CH





2.5. Conducted Spurious Emissions

2.5.1. Requirement

According to FCC section 2.1051, section 22.917(a), the power of any emission outside of the authorized operating frequency ranges must be attenuated below the transmitting power (P) by a factor of at least $43+10*\log(P)$ dB. This calculated to be -13dBm.

According to FCC section 24.238(a) for n2, n25, the power of any emission outside of the authorized operating frequency ranges must be attenuated below the transmitting power (P) by a factor of at least $43 + 10 \log(P)$ dB.

According to FCC section 27.53(g) for n12, n71, For operations in the 600 MHz band and the 698-746 MHz band, the power of any emission outside a licensee's frequency band(s) of operation shall be attenuated below the transmitter power (P) within the licensed band(s) of operation, measured in watts, by at least $43 + 10 \log (P)$ dB.

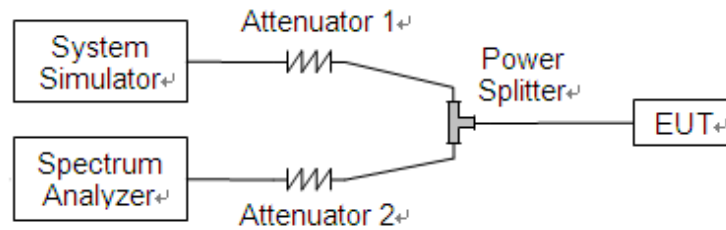
According to FCC section 27.53(m)(4) for n41, the power of any emission outside of the authorized operating frequency ranges must be attenuated below the transmitting power (P) by a factor of at least $55 + 10 \log(P)$ dB. This calculated to be -25dBm.

According to FCC section 27.53(h) for n66, the power of any emission outside a licensee's frequency block shall be attenuated below the transmitter power (P) in watts by at least $43 + 10 \log_{10} (P)$ dB.

According to FCC section 27.53(l)(2) for n77, n78, for mobile operations in the 3700-3980 MHz band, the conducted power of any emission outside the licensee's authorized bandwidth shall not exceed -13 dBm/MHz.

According to FCC section 27.53(n)(2) for n77, n78, for mobile operations in the 3450-3550 MHz band, the conducted power of any emission outside the licensee's authorized bandwidth shall not exceed -13 dBm/MHz.

2.5.2. Test Description



The EUT is coupled to the Spectrum Analyzer (SA) and the System Simulator (SS) with Attenuators through the Power Splitter; the RF load attached to the EUT antenna terminal is 50Ohm; the path loss as the factor is calibrated to correct the reading. The EUT is commanded by the SS to operate at the maximum output power. A call is established between the EUT and the SS.

2.5.3. Test procedure

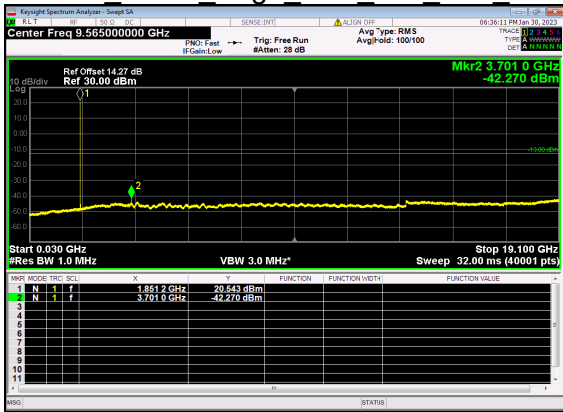
KDB 971168 D01v03 Section 6.0 and ANSI/TIA-603-E-2016.

2.5.4. Test Result

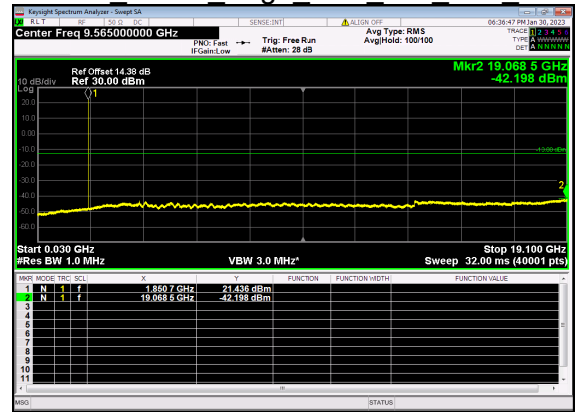
Note: In the same NR frequency band, The measured power in SA mode is higher than that in NSA mode, SA mode is selected to test all test cases.



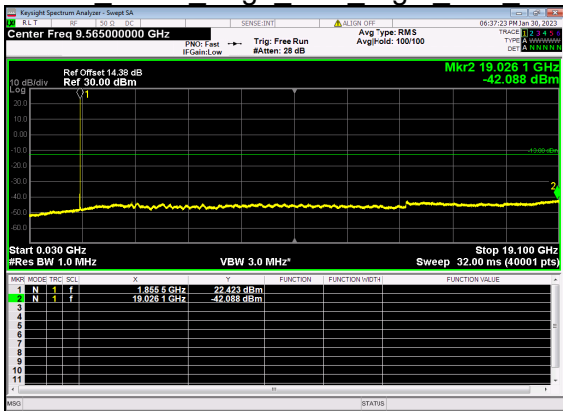
N2(5M)_DFT-s-OFDM BPSK Edge 1RB Left Low CH



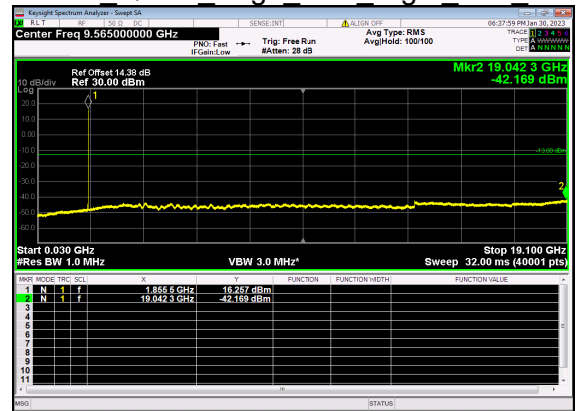
N2(5M)_DFT-s-OFDM QPSK Edge 1RB Left Low CH



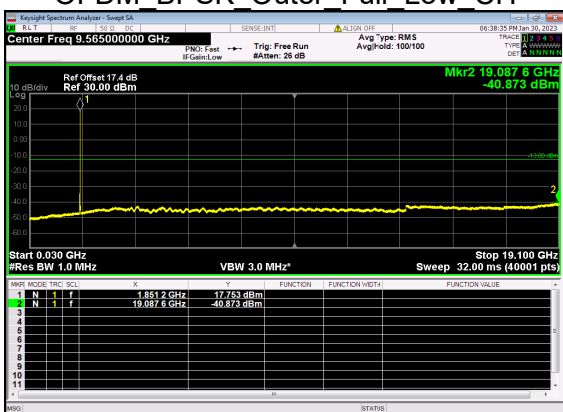
N2(5M)_DFT-s-OFDM BPSK Edge 1RB Right Low CH



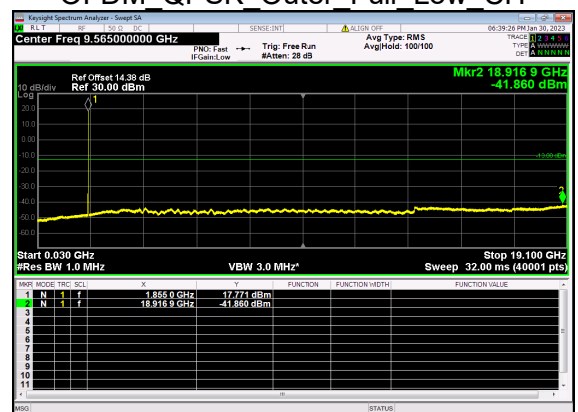
N2(5M)_DFT-s-OFDM QPSK Edge 1RB Right Low CH



N2(5M)_DFT-s-OFDM BPSK Outer Full Low CH

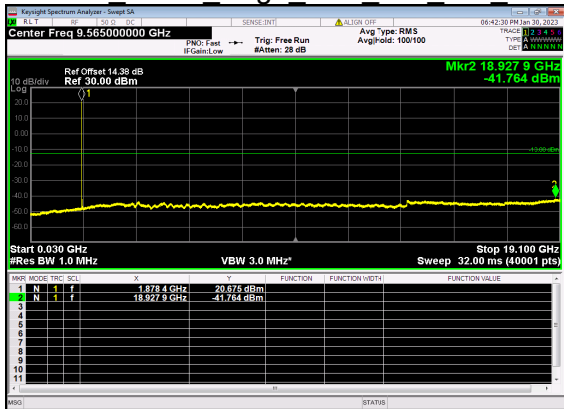


N2(5M)_DFT-s-OFDM QPSK Outer Full Low CH

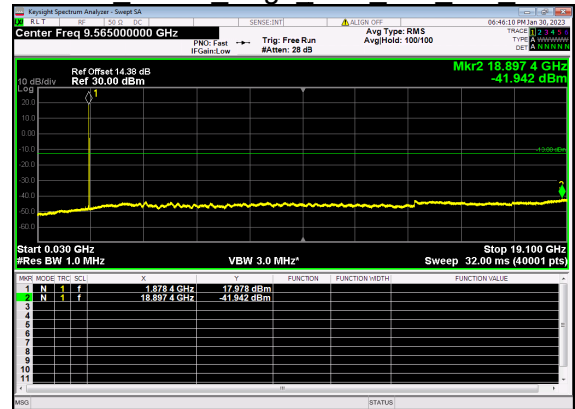




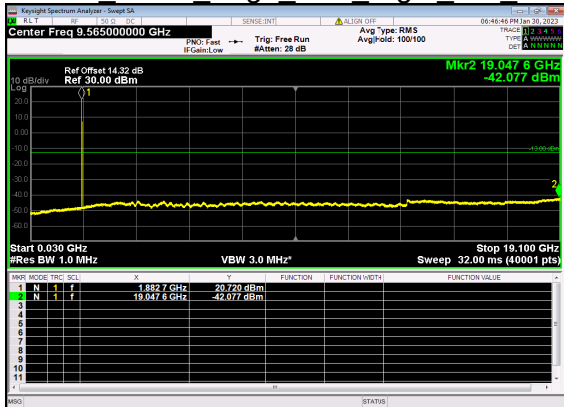
N2(5M)_DFT-s-OFDM BPSK Edge 1RB Left Mid CH



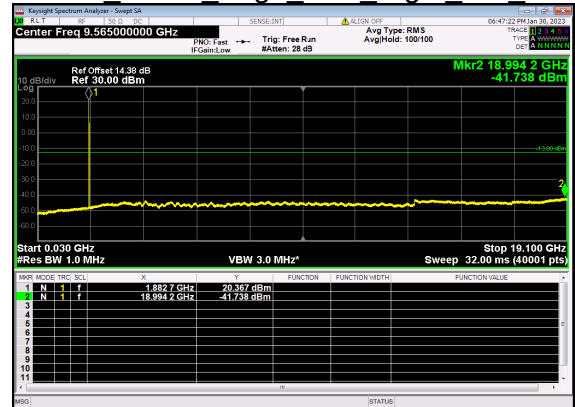
N2(5M)_DFT-s-OFDM QPSK Edge 1RB Left Mid CH



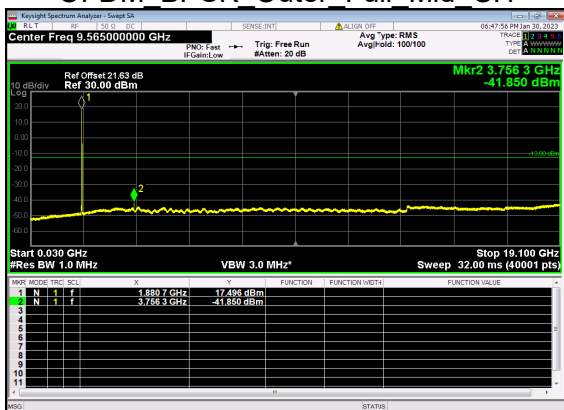
N2(5M)_DFT-s-OFDM BPSK Edge 1RB Right Mid CH



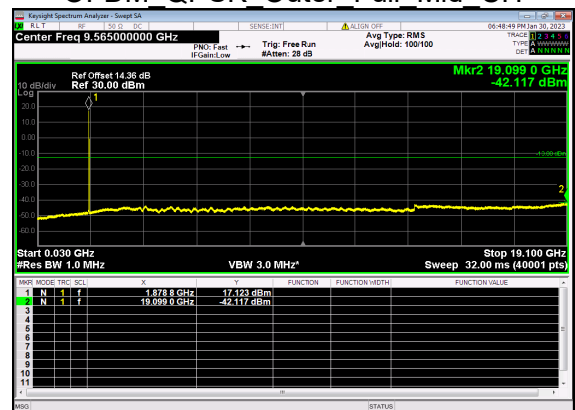
N2(5M)_DFT-s-OFDM QPSK Edge 1RB Right Mid CH



N2(5M)_DFT-s-OFDM BPSK Outer Full Mid CH

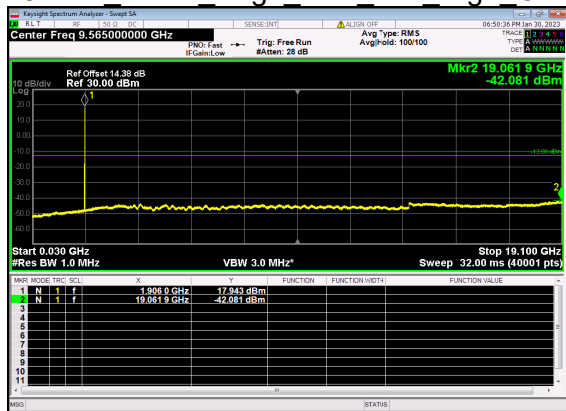


N2(5M)_DFT-s-OFDM QPSK Outer Full Mid CH

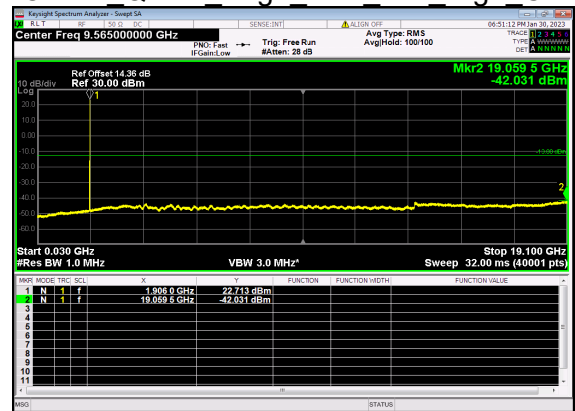




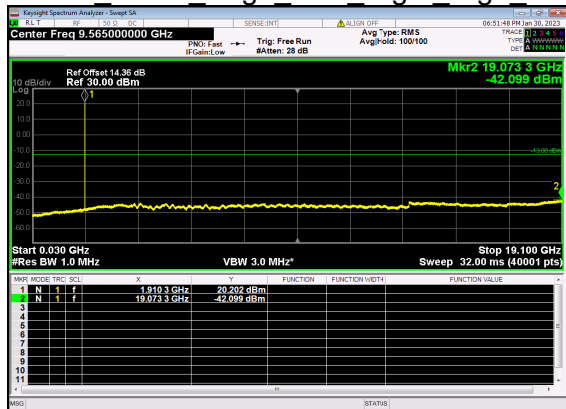
N2(5M)_DFT-s-OFDM BPSK Edge 1RB Left High CH



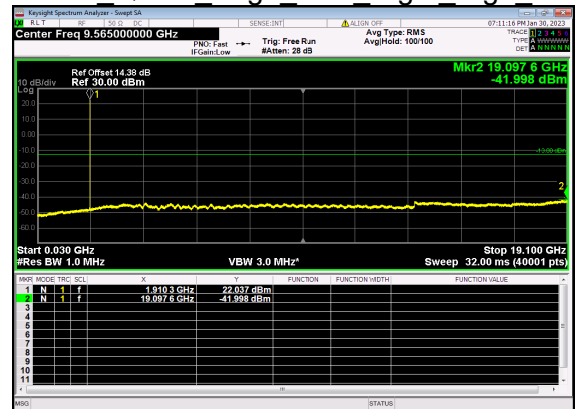
N2(5M)_DFT-s-OFDM QPSK Edge 1RB Left High CH



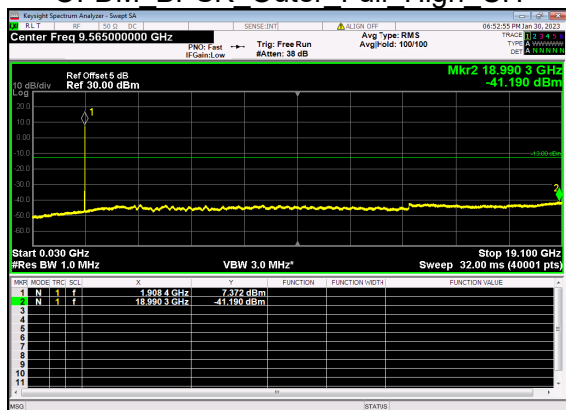
N2(5M)_DFT-s-OFDM BPSK Edge 1RB Right High CH



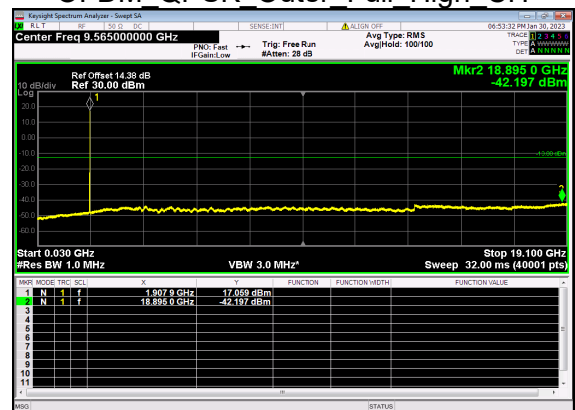
N2(5M)_DFT-s-OFDM QPSK Edge 1RB Right High CH



N2(5M)_DFT-s-OFDM BPSK Outer Full High CH

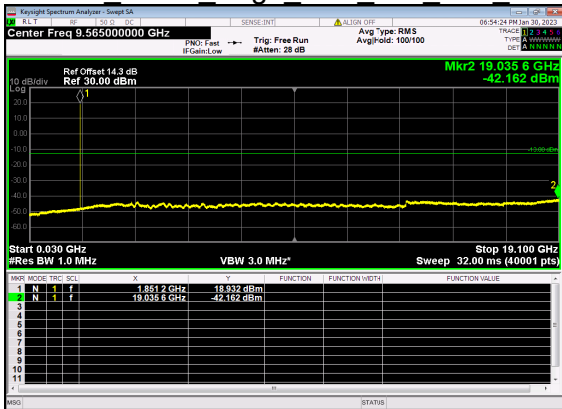


N2(5M)_DFT-s-OFDM QPSK Outer Full High CH

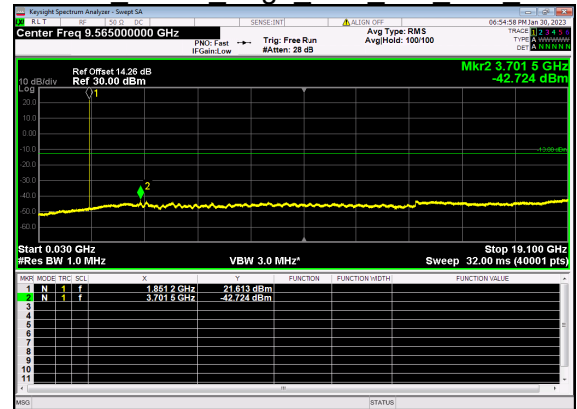




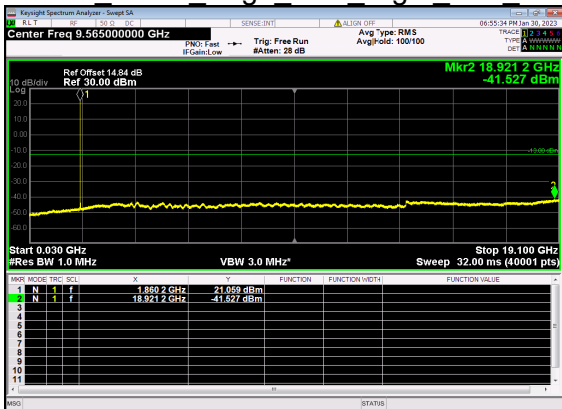
N2(10M)_DFT-s-OFDM BPSK Edge 1RB Left Low CH



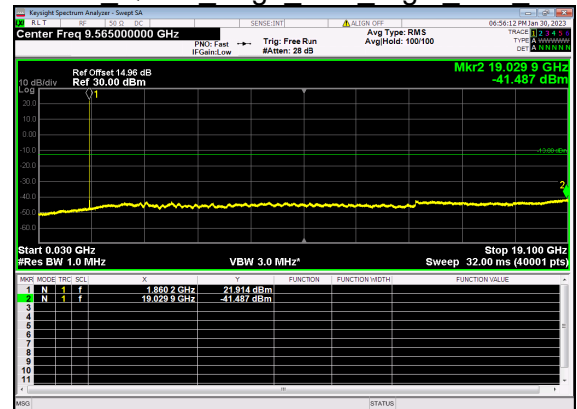
N2(10M)_DFT-s-OFDM QPSK Edge 1RB Left Low CH



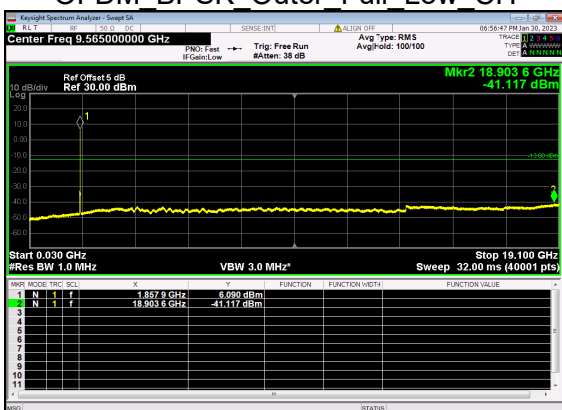
N2(10M)_DFT-s-OFDM BPSK Edge 1RB Right Low CH



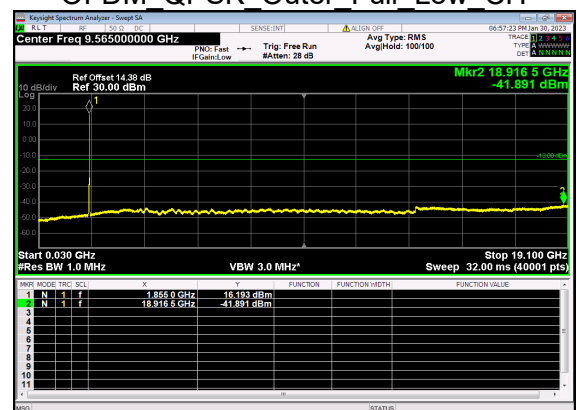
N2(10M)_DFT-s-OFDM QPSK Edge 1RB Right Low CH



N2(10M)_DFT-s-OFDM BPSK Outer Full Low CH

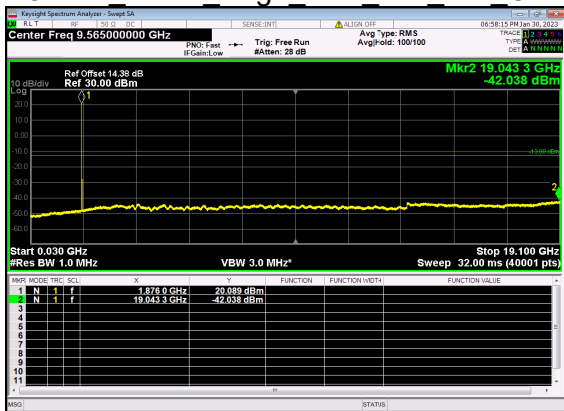


N2(10M)_DFT-s-OFDM QPSK Outer Full Low CH

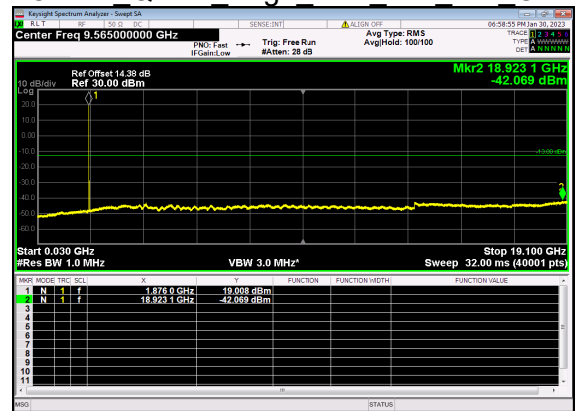




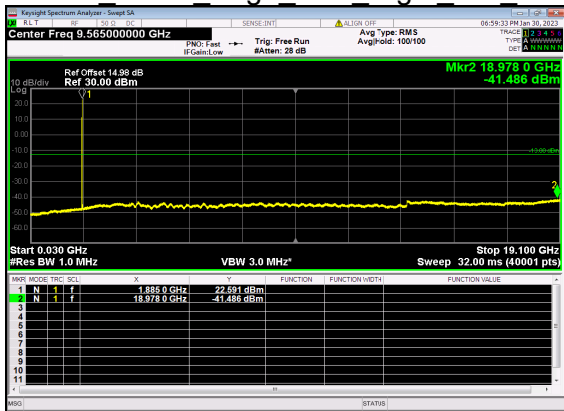
N2(10M)_DFT-s-OFDM BPSK Edge 1RB Left Mid CH



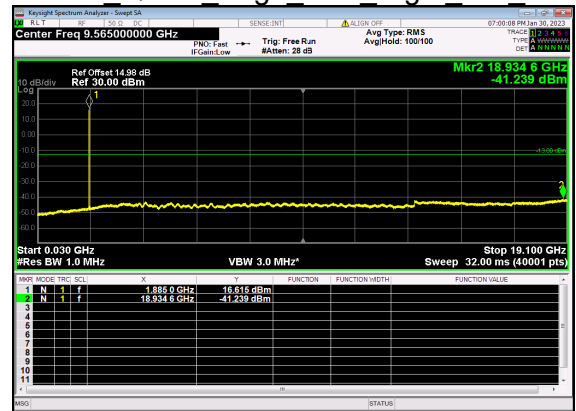
N2(10M)_DFT-s-OFDM QPSK Edge 1RB Left Mid CH



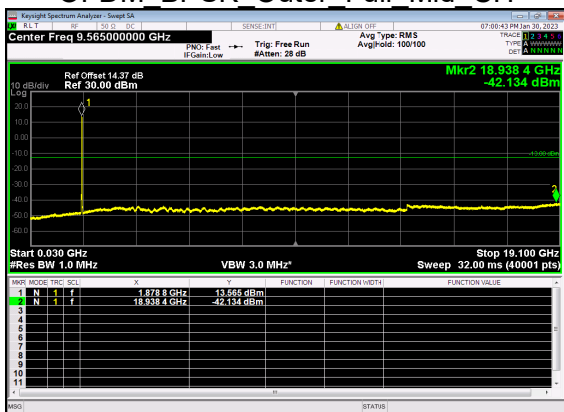
N2(10M)_DFT-s-OFDM BPSK Edge 1RB Right Mid CH



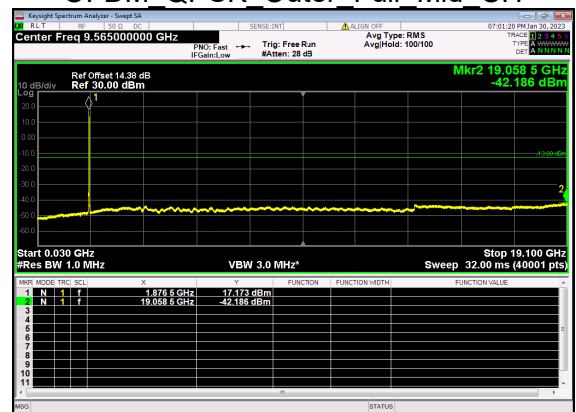
N2(10M)_DFT-s-OFDM QPSK Edge 1RB Right Mid CH



N2(10M)_DFT-s-OFDM BPSK Outer Full Mid CH

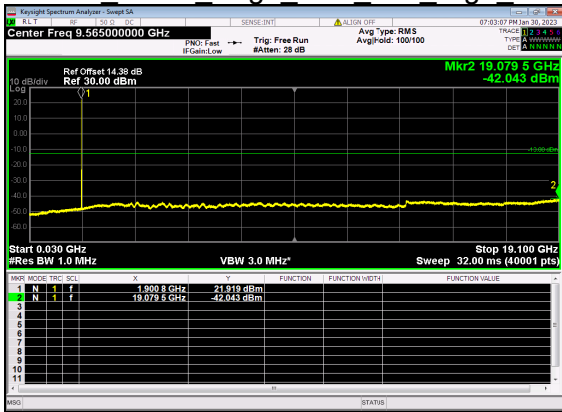


N2(10M)_DFT-s-OFDM QPSK Outer Full Mid CH

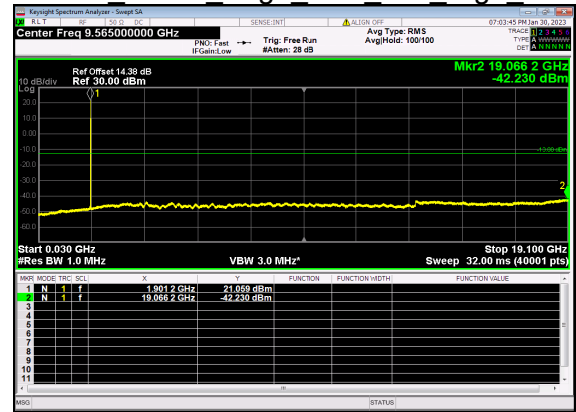




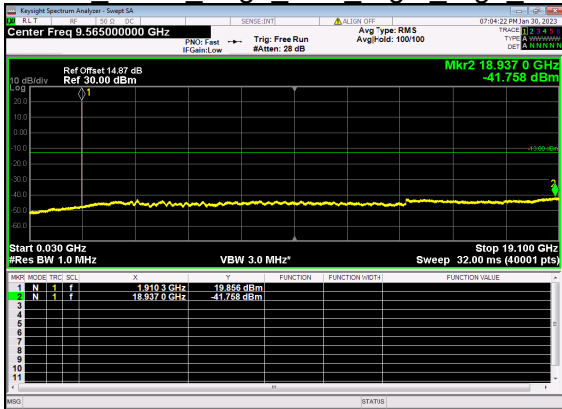
N2(10M)_DFT-s-OFDM BPSK Edge 1RB Left High CH



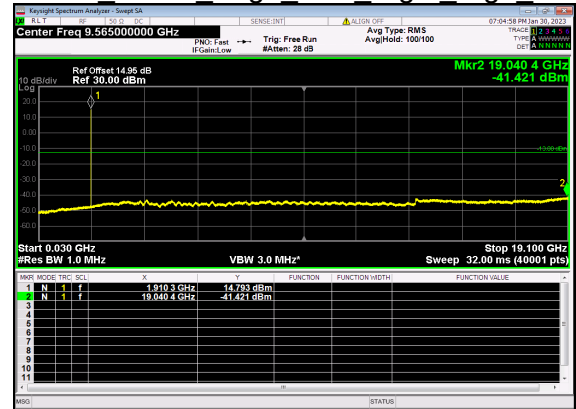
N2(10M)_DFT-s-OFDM QPSK Edge 1RB Left High CH



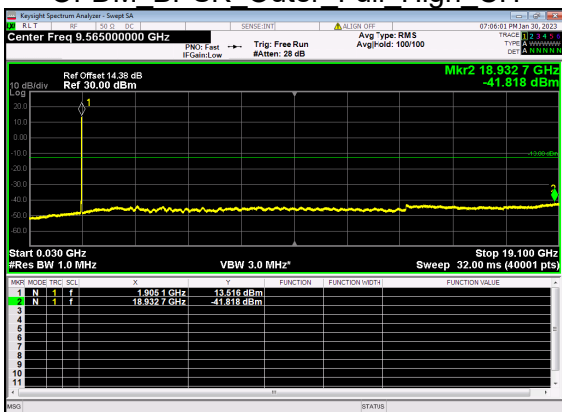
N2(10M)_DFT-s-OFDM BPSK Edge 1RB Right High CH



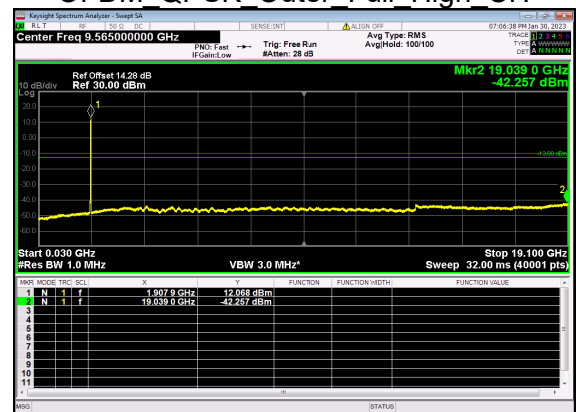
N2(10M)_DFT-s-OFDM QPSK Edge 1RB Right High CH



N2(10M)_DFT-s-OFDM BPSK Outer Full High CH

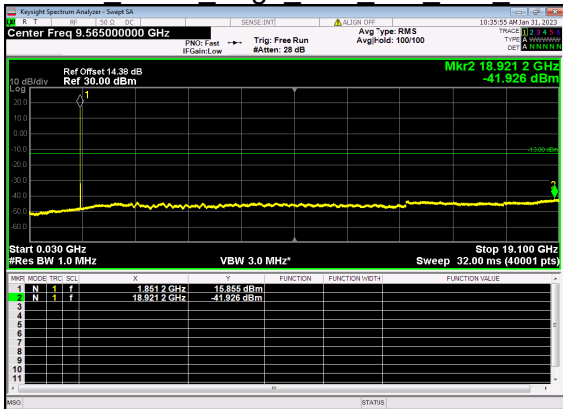


N2(10M)_DFT-s-OFDM QPSK Outer Full High CH

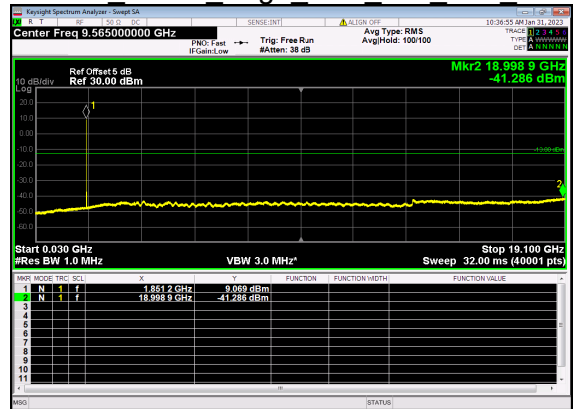




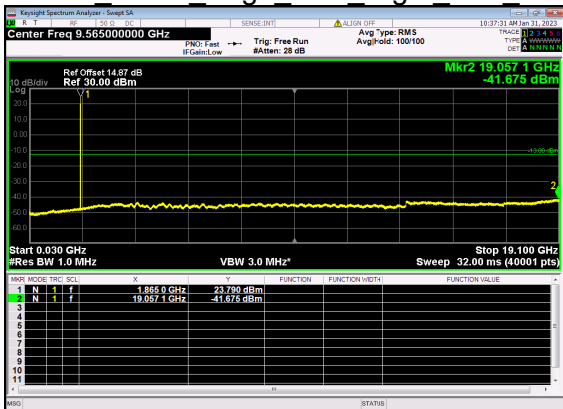
N2(15M)_DFT-s-OFDM BPSK Edge 1RB Left Low CH



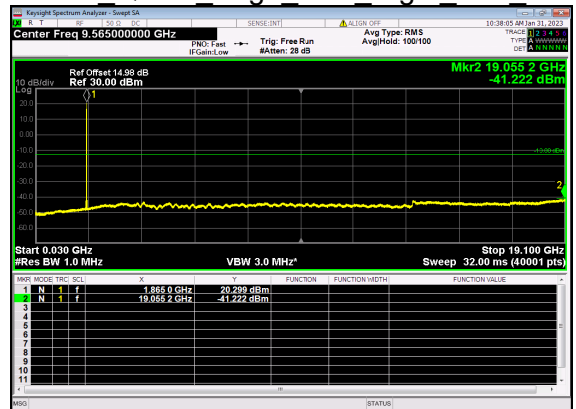
N2(15M)_DFT-s-OFDM QPSK Edge 1RB Left Low CH



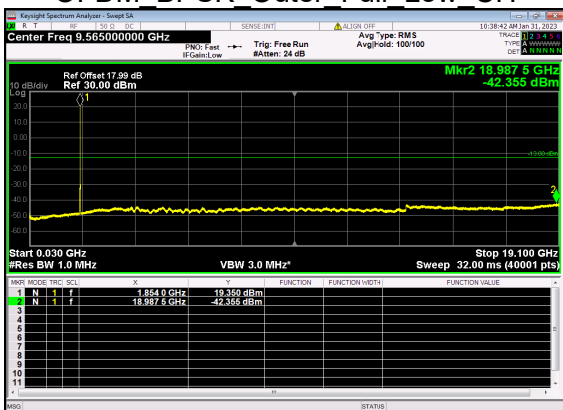
N2(15M)_DFT-s-OFDM BPSK Edge 1RB Right Low CH



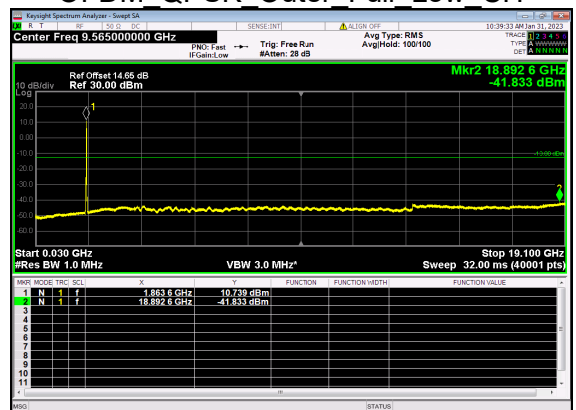
N2(15M)_DFT-s-OFDM QPSK Edge 1RB Right Low CH



N2(15M)_DFT-s-OFDM BPSK Outer Full Low CH

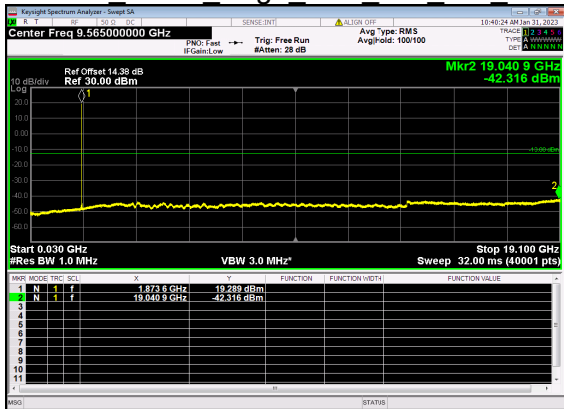


N2(15M)_DFT-s-OFDM QPSK Outer Full Low CH

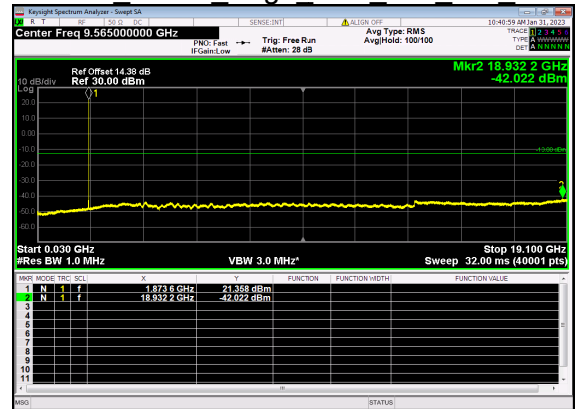




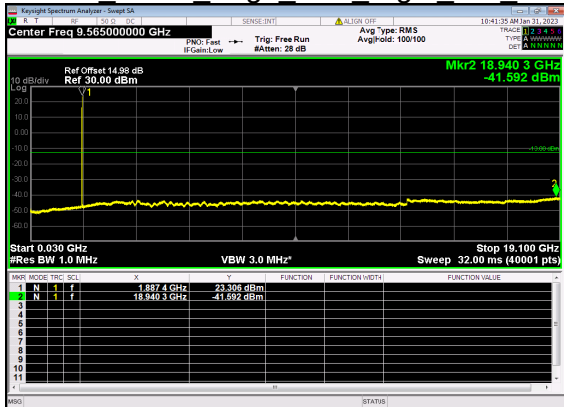
N2(15M)_DFT-s-OFDM BPSK Edge 1RB Left Mid CH



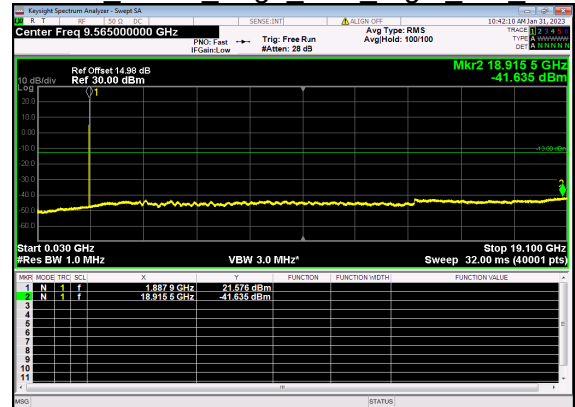
N2(15M)_DFT-s-OFDM QPSK Edge 1RB Left Mid CH



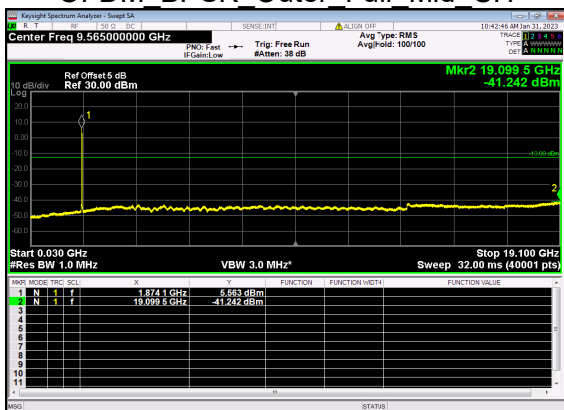
N2(15M)_DFT-s-OFDM BPSK Edge 1RB Right Mid CH



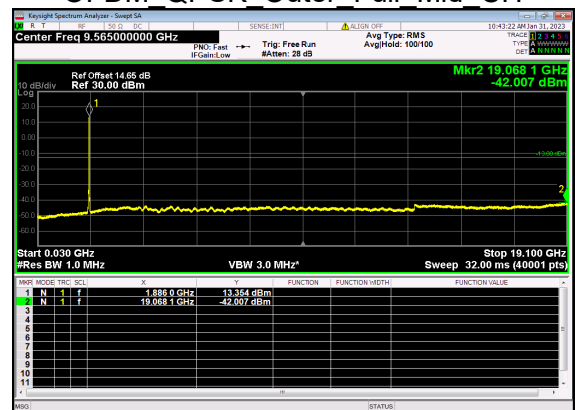
N2(15M)_DFT-s-OFDM QPSK Edge 1RB Right Mid CH



N2(15M)_DFT-s-OFDM BPSK Outer Full Mid CH

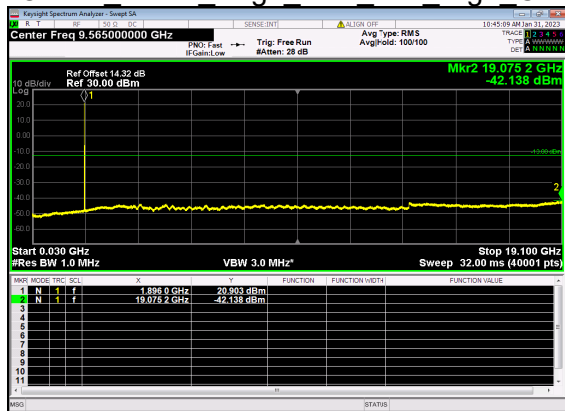


N2(15M)_DFT-s-OFDM QPSK Outer Full Mid CH

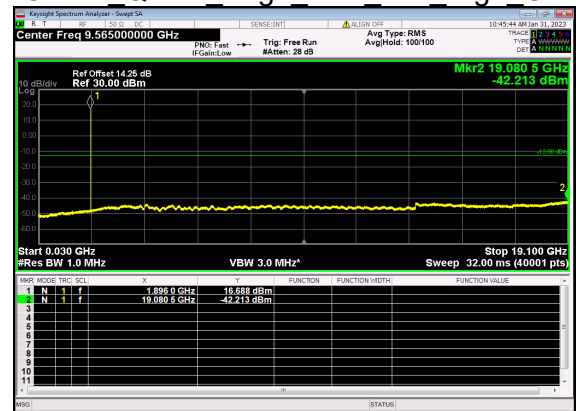




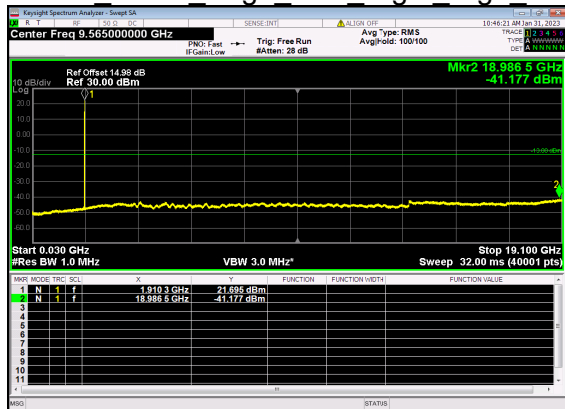
N2(15M)_DFT-s-OFDM BPSK Edge 1RB Left High CH



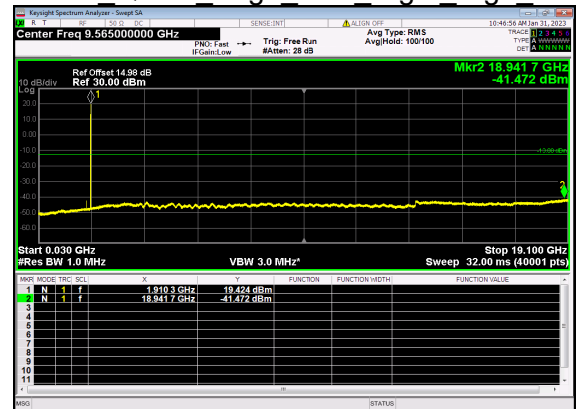
N2(15M)_DFT-s-OFDM QPSK Edge 1RB Left High CH



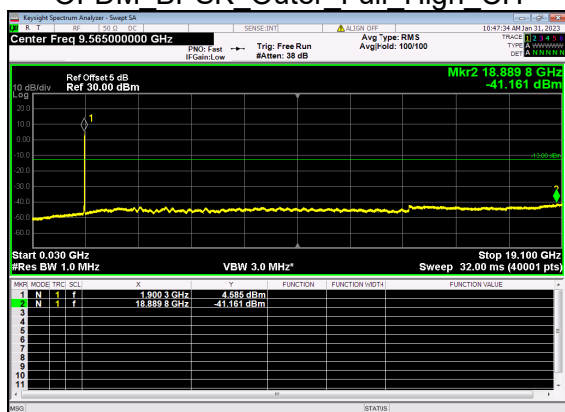
N2(15M)_DFT-s-OFDM BPSK Edge 1RB Right High CH



N2(15M)_DFT-s-OFDM QPSK Edge 1RB Right High CH



N2(15M)_DFT-s-OFDM BPSK Outer Full High CH

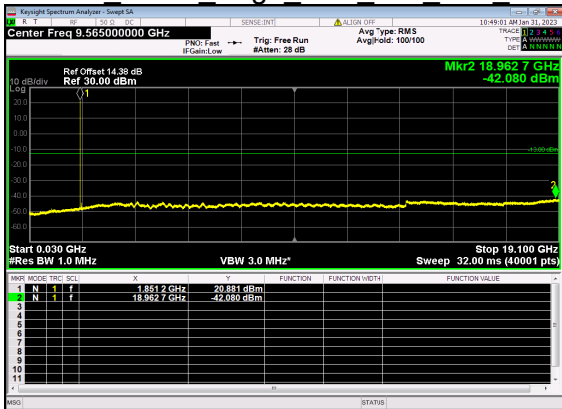


N2(15M)_DFT-s-OFDM QPSK Outer Full High CH

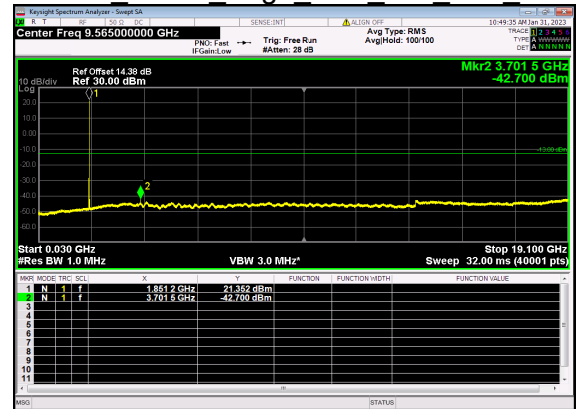




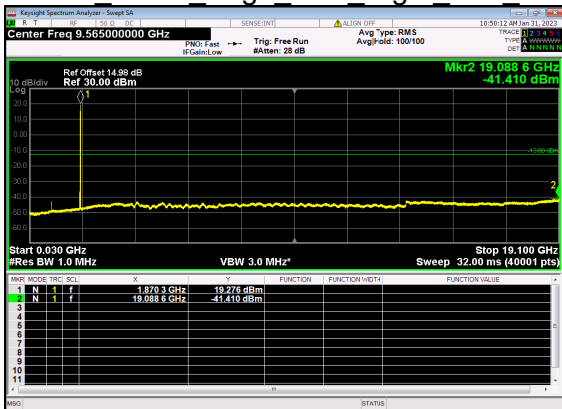
N2(20M)_DFT-s-OFDM BPSK Edge 1RB Left Low CH



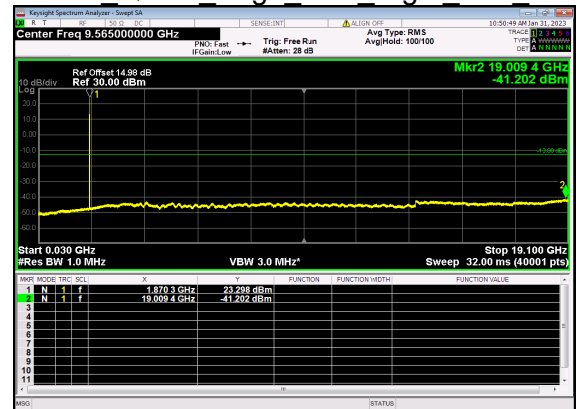
N2(20M)_DFT-s-OFDM QPSK Edge 1RB Left Low CH



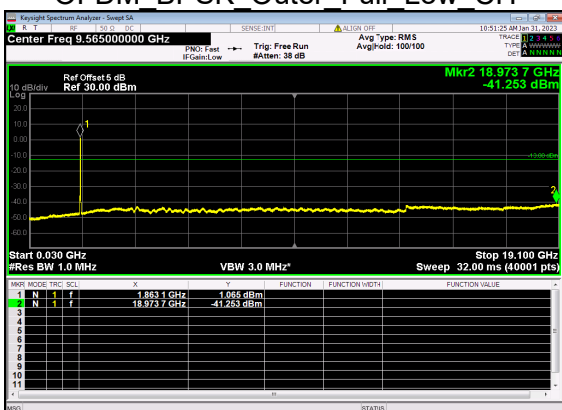
N2(20M)_DFT-s-OFDM BPSK Edge 1RB Right Low CH



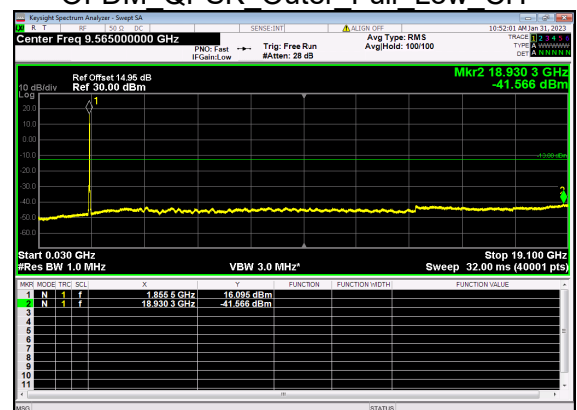
N2(20M)_DFT-s-OFDM QPSK Edge 1RB Right Low CH



N2(20M)_DFT-s-OFDM BPSK Outer Full Low CH

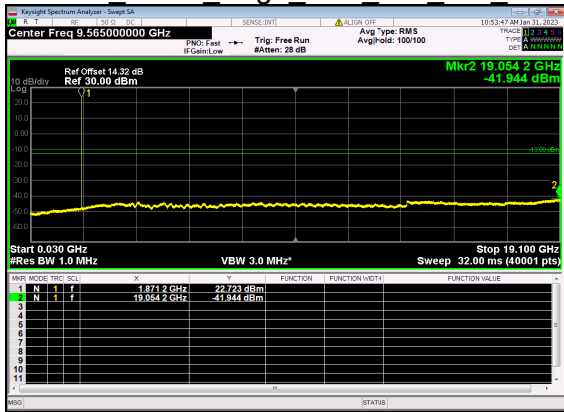


N2(20M)_DFT-s-OFDM QPSK Outer Full Low CH

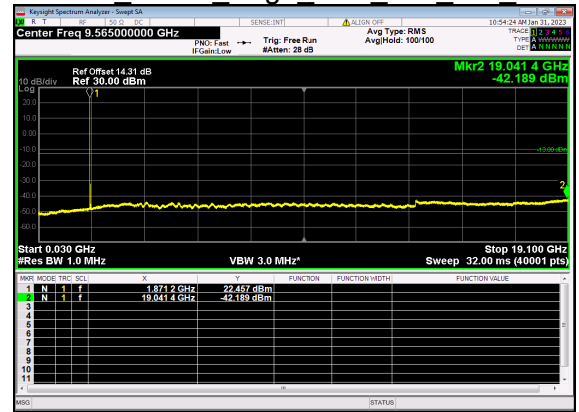




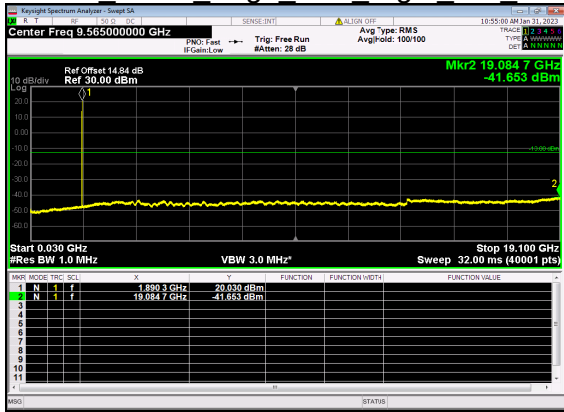
N2(20M)_DFT-s-OFDM BPSK Edge 1RB Left Mid CH



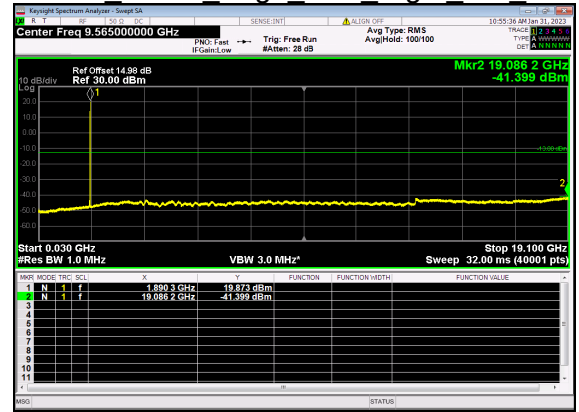
N2(20M)_DFT-s-OFDM QPSK Edge 1RB Left Mid CH



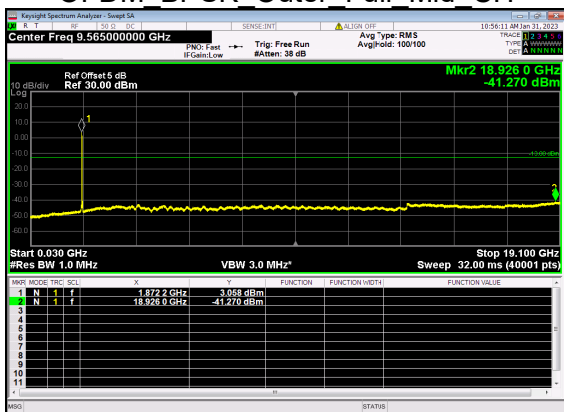
N2(20M)_DFT-s-OFDM BPSK Edge 1RB Right Mid CH



N2(20M)_DFT-s-OFDM QPSK Edge 1RB Right Mid CH



N2(20M)_DFT-s-OFDM BPSK Outer Full Mid CH



N2(20M)_DFT-s-OFDM QPSK Outer Full Mid CH

