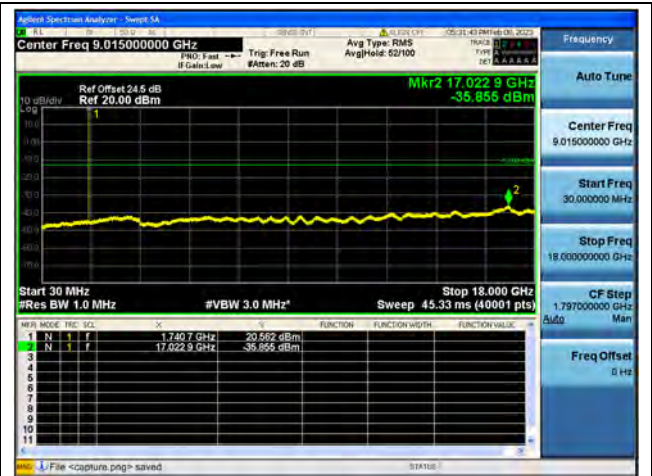
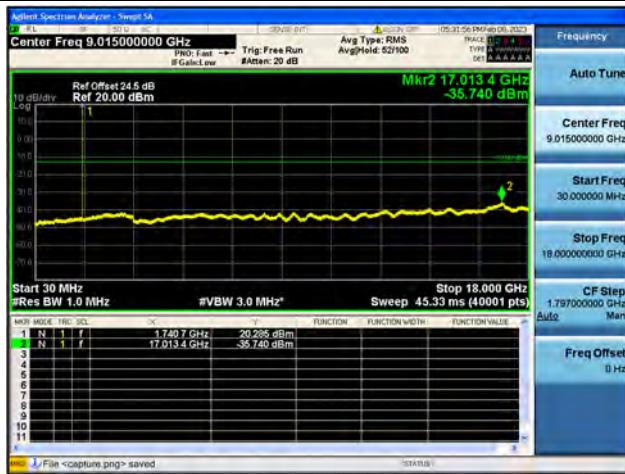


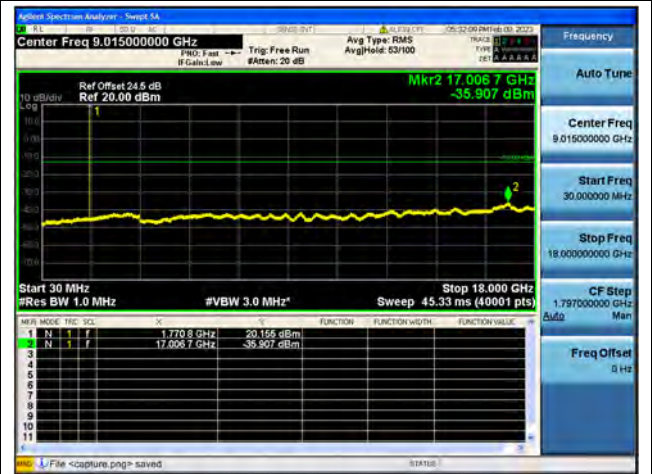
Band66 / 10MHz / Mid CH / QPSK



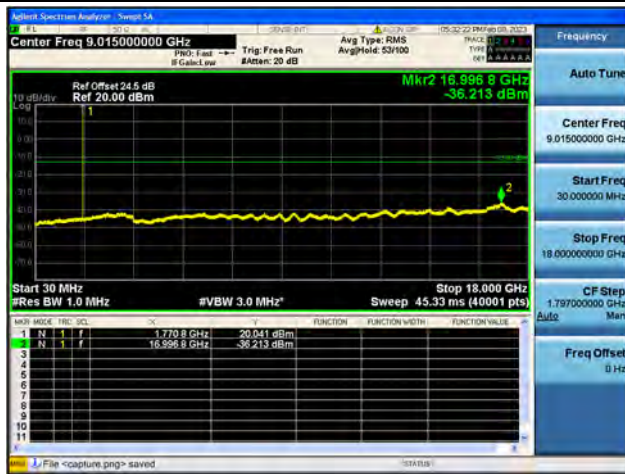
Band66 / 10MHz / Mid CH / 16QAM



Band66 / 10MHz / Mid CH / 64QAM



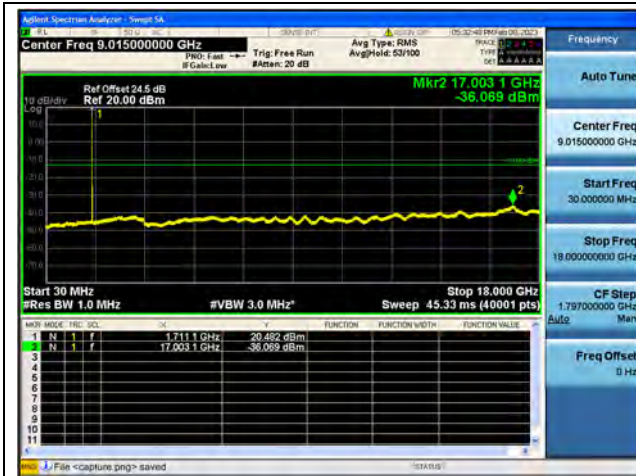
Band66 / 10MHz / High CH / QPSK



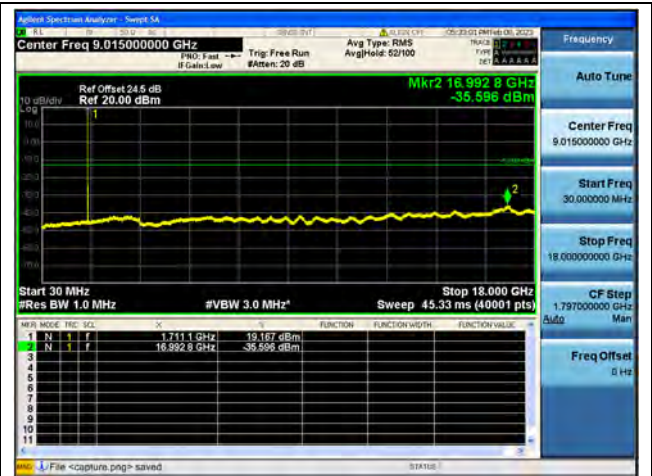
Band66 / 10MHz / High CH / 16QAM



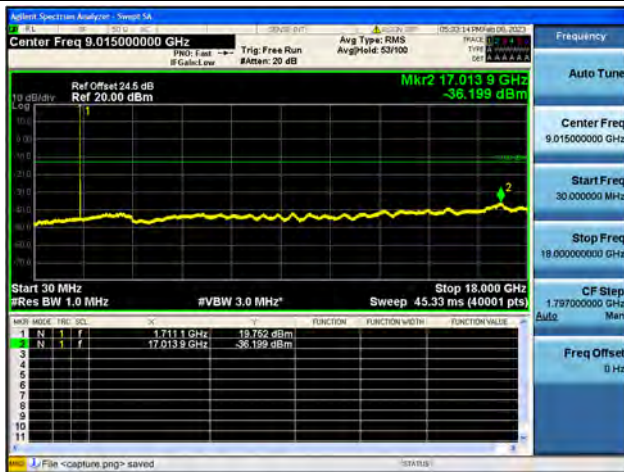
Band66 / 10MHz / High CH / 64QAM



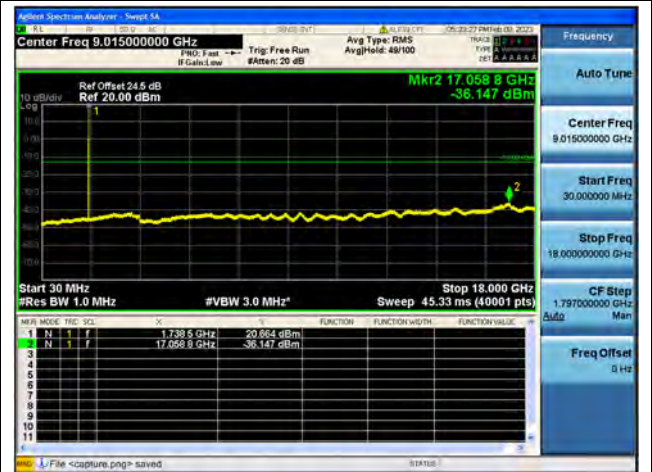
Band66 / 15MHz / Low CH / QPSK



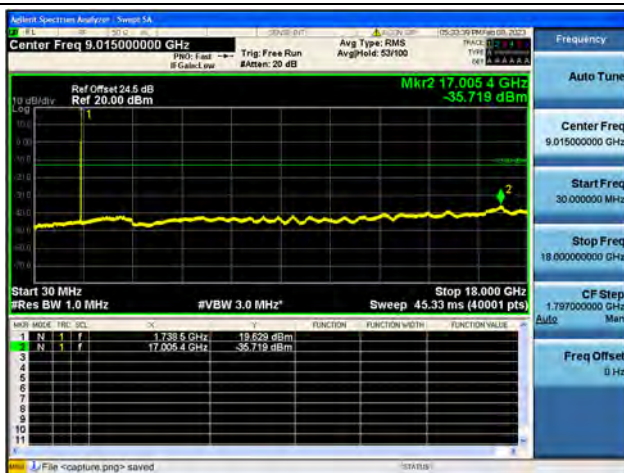
Band66 / 15MHz / Low CH / 16QAM



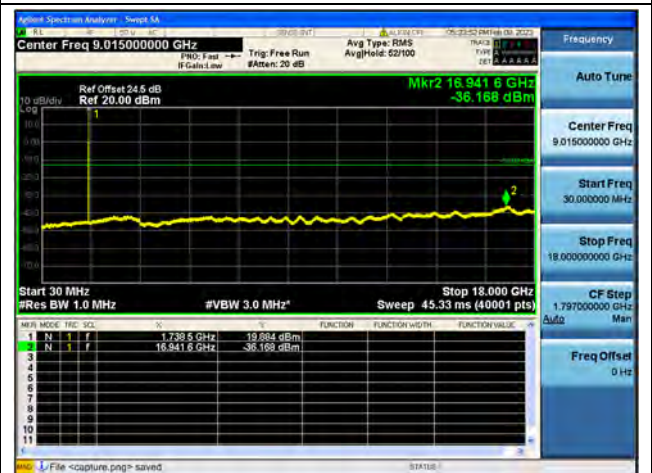
Band66 / 15MHz / Low CH / 64QAM



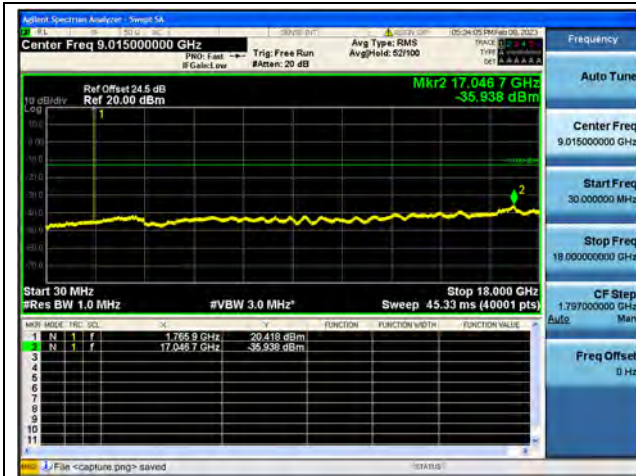
Band66 / 15MHz / Mid CH / QPSK



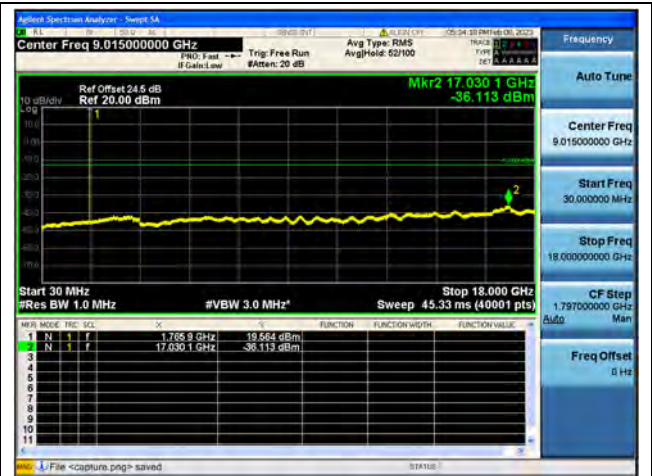
Band66 / 15MHz / Mid CH / 16QAM



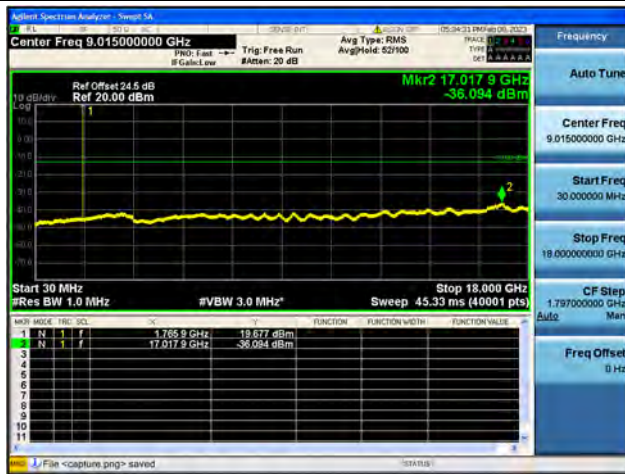
Band66 / 15MHz / Mid CH / 64QAM



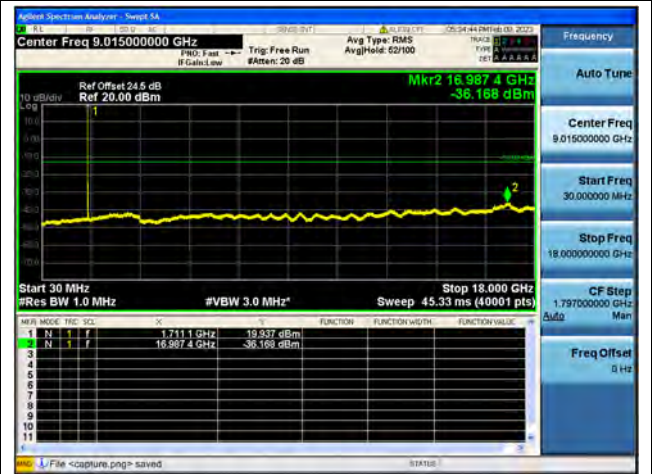
Band66 / 15MHz / High CH / QPSK



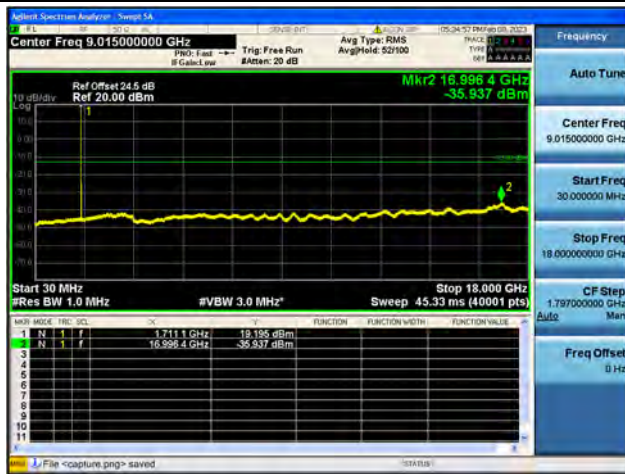
Band66 / 15MHz / High CH / 16QAM



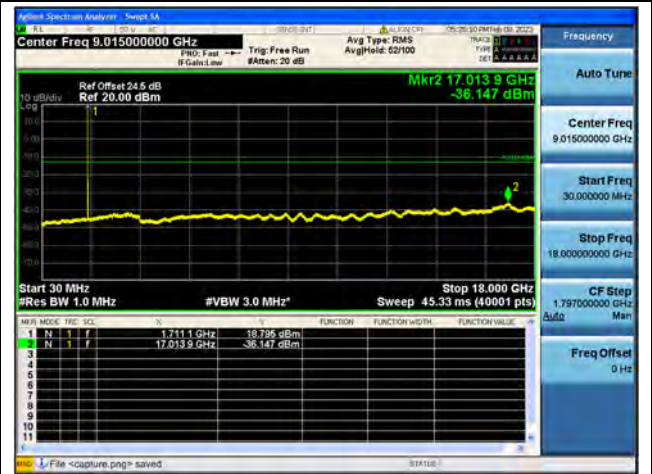
Band66 / 15MHz / High CH / 64QAM



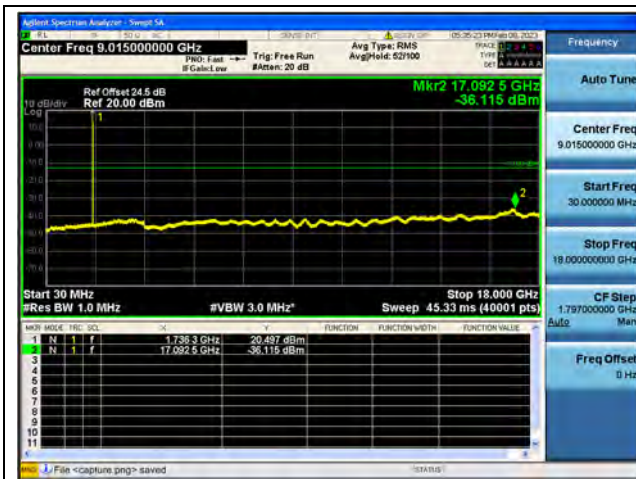
Band66 / 20MHz / Low CH / QPSK



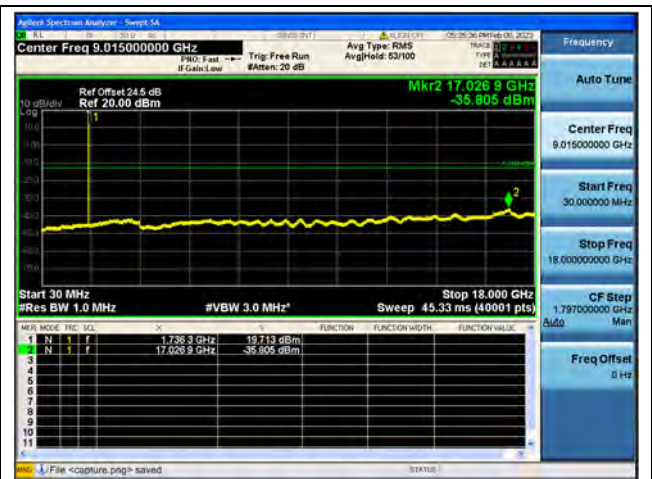
Band66 / 20MHz / Low CH / 16QAM



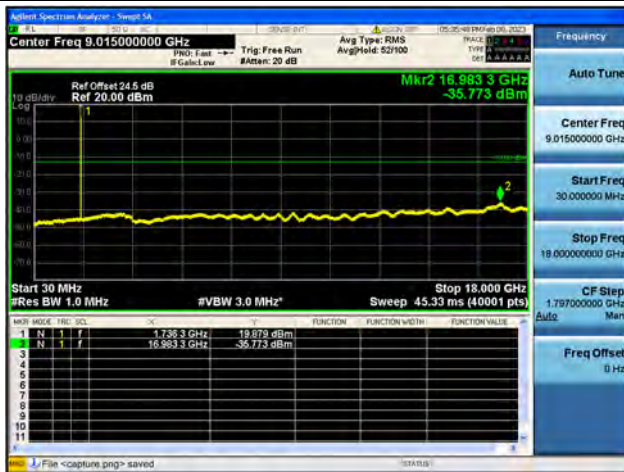
Band66 / 20MHz / Low CH / 64QAM



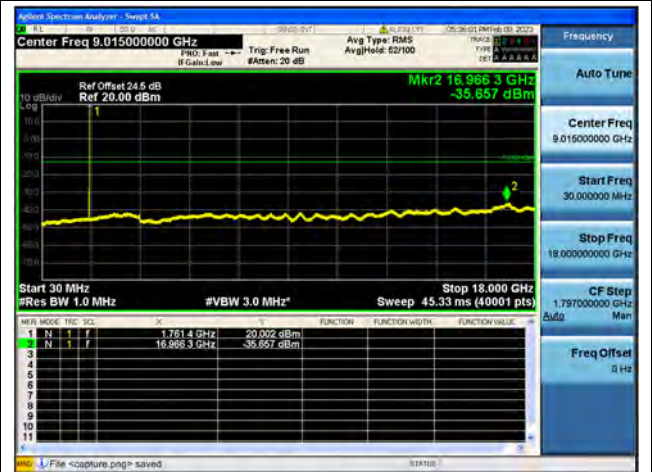
Band66 / 20MHz / Mid CH / QPSK



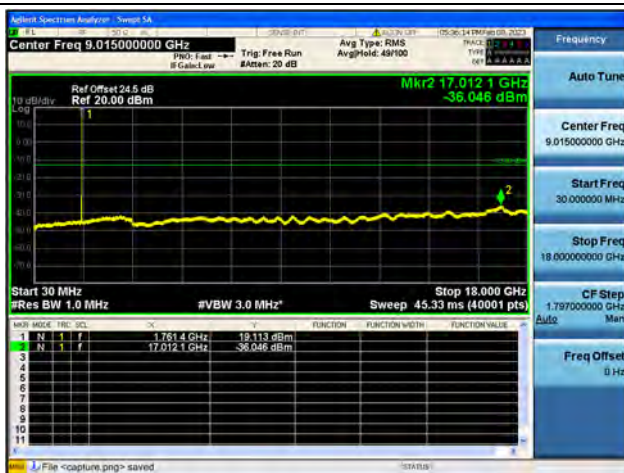
Band66 / 20MHz / Mid CH / 16QAM



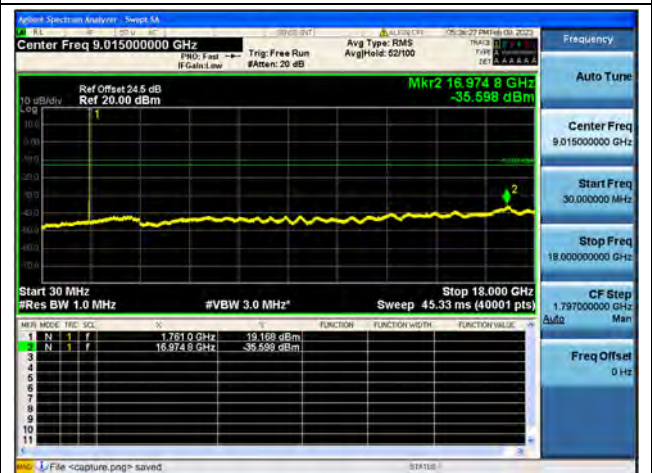
Band66 / 20MHz / Mid CH / 64QAM



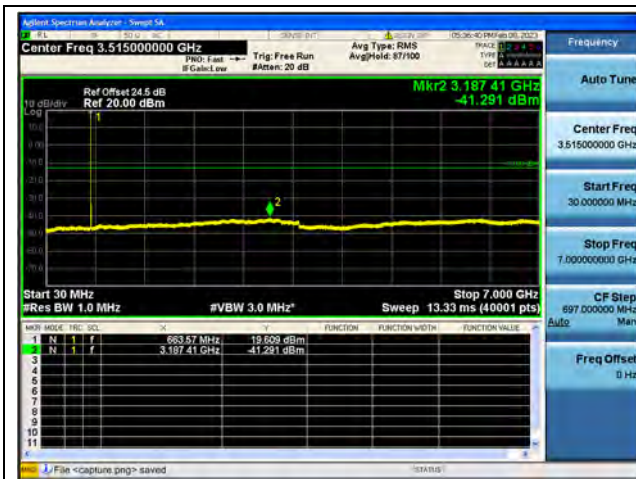
Band66 / 20MHz / High CH / QPSK



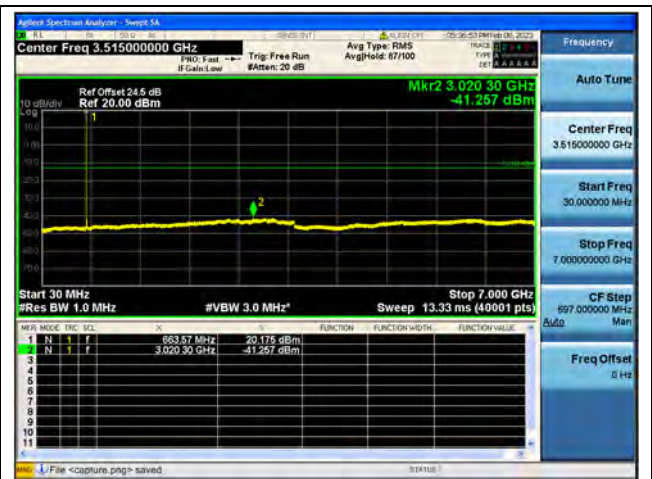
Band66 / 20MHz / High CH / 16QAM



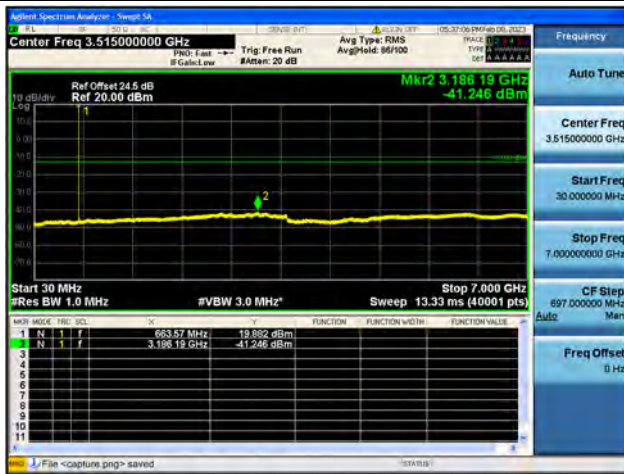
Band66 / 20MHz / High CH / 64QAM



Band71 / 5MHz / Low CH / QPSK



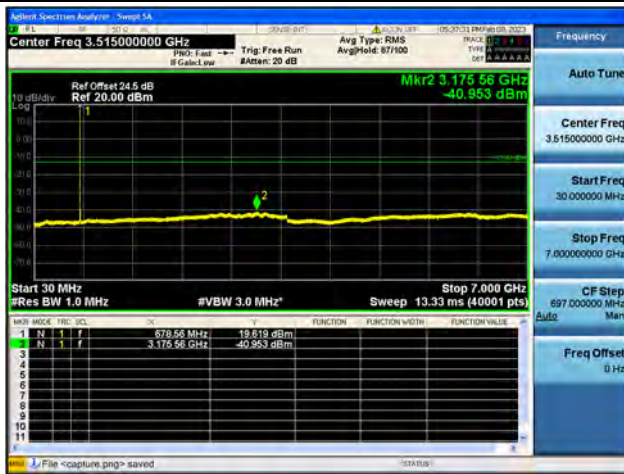
Band71 / 5MHz / Low CH / 16QAM



Band71 / 5MHz / Low CH / 64QAM



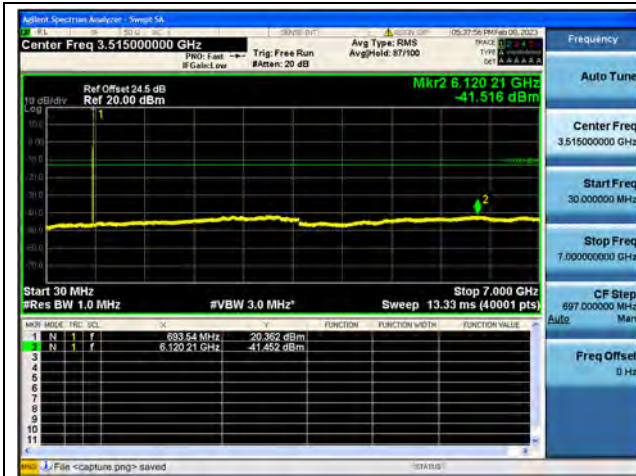
Band71 / 5MHz / Mid CH / QPSK



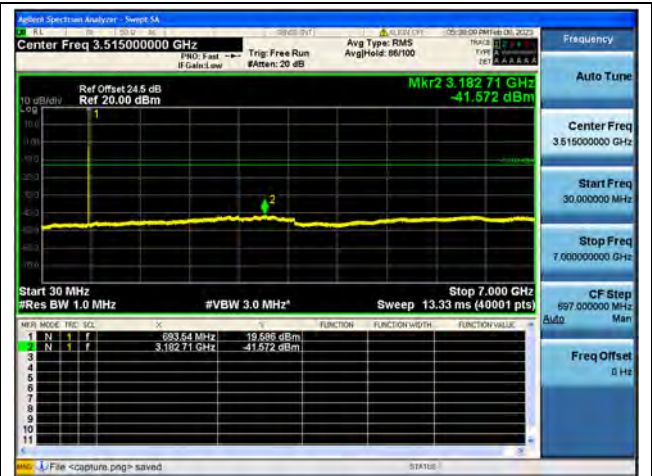
Band71 / 5MHz / Mid CH / 16QAM



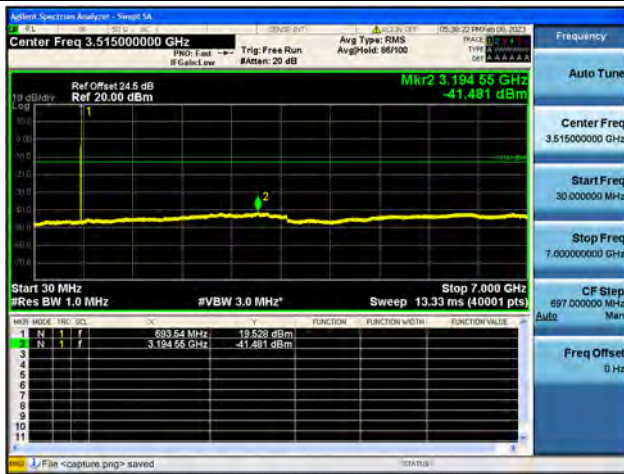
Band71 / 5MHz / Mid CH / 64QAM



Band71 / 5MHz / High CH / QPSK



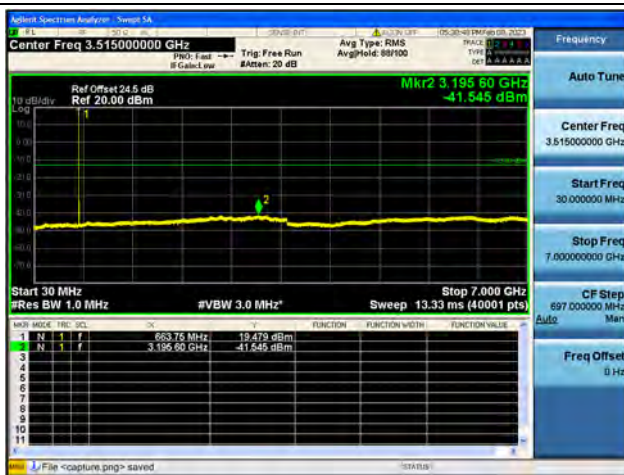
Band71 / 5MHz / High CH / 16QAM



Band71 / 5MHz / High CH / 64QAM



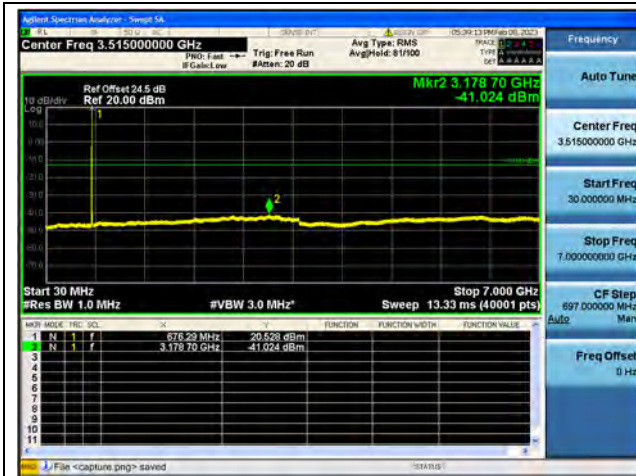
Band71 / 10MHz / Low CH / QPSK



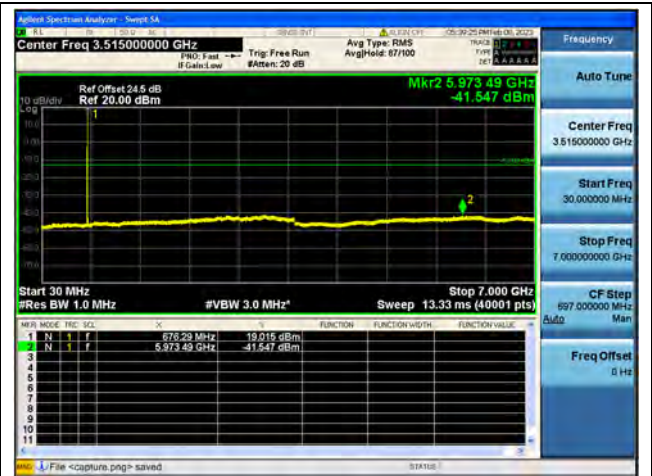
Band71 / 10MHz / Low CH / 16QAM



Band71 / 10MHz / Low CH / 64QAM



Band71 / 10MHz / Mid CH / QPSK



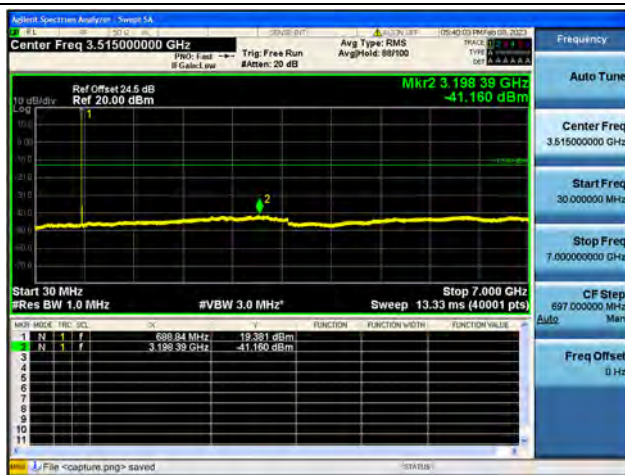
Band71 / 10MHz / Mid CH / 16QAM



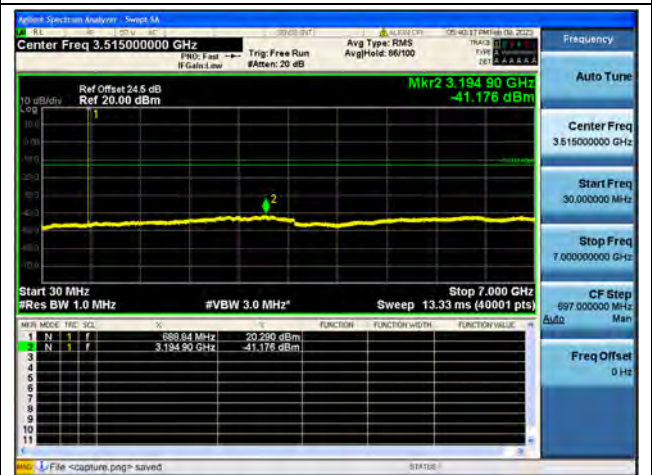
Band71 / 10MHz / Mid CH / 64QAM



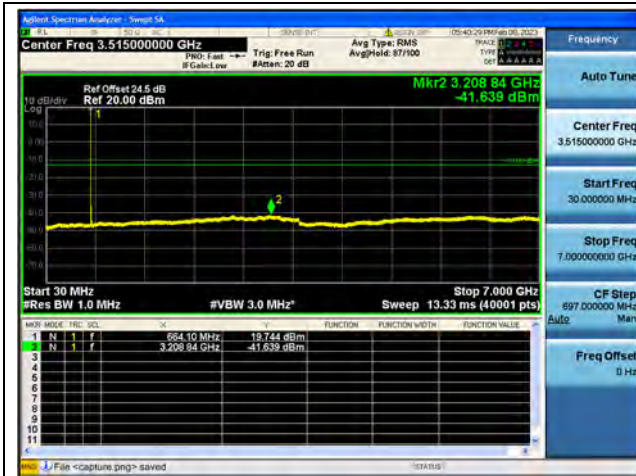
Band71 / 10MHz / High CH / QPSK



Band71 / 10MHz / High CH / 16QAM



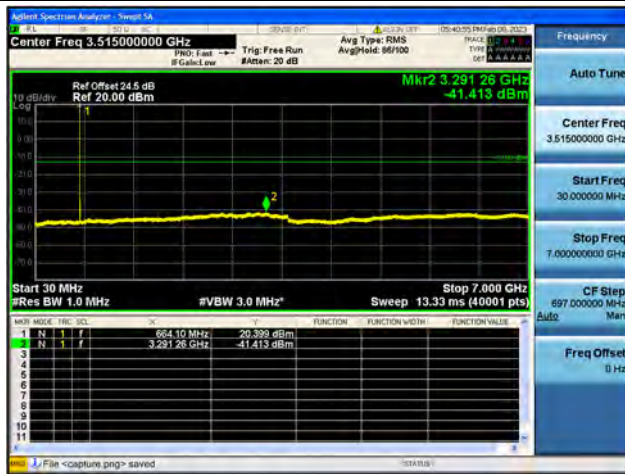
Band71 / 10MHz / High CH / 64QAM



Band71 / 15MHz / Low CH / QPSK



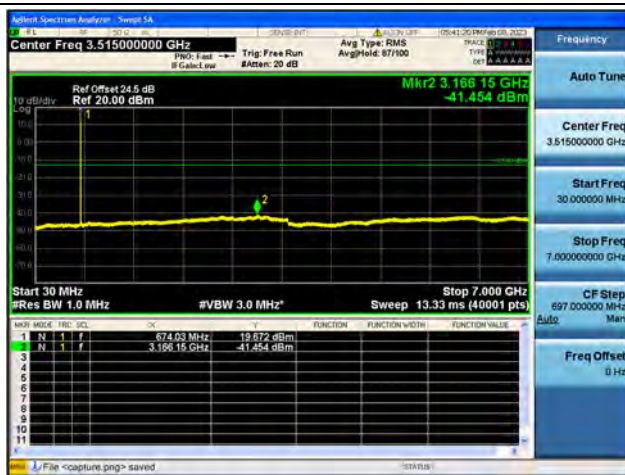
Band71 / 15MHz / Low CH / 16QAM



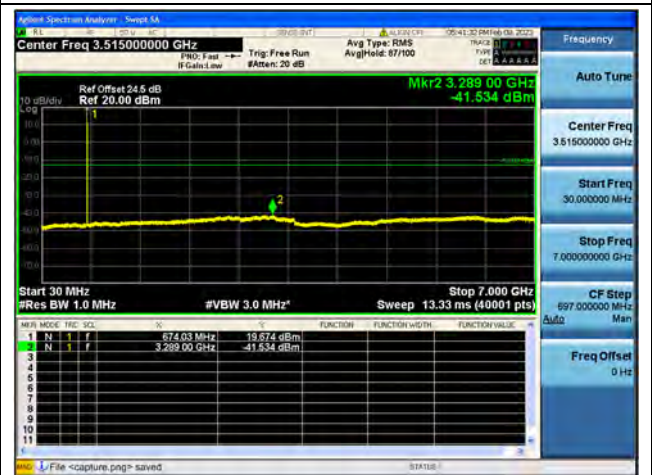
Band71 / 15MHz / Low CH / 64QAM



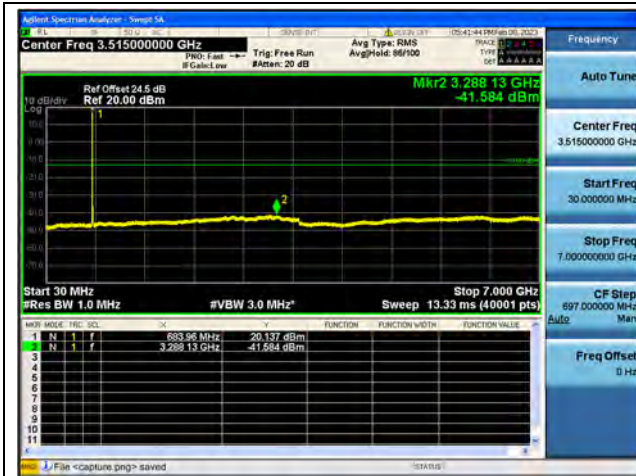
Band71 / 15MHz / Mid CH / QPSK



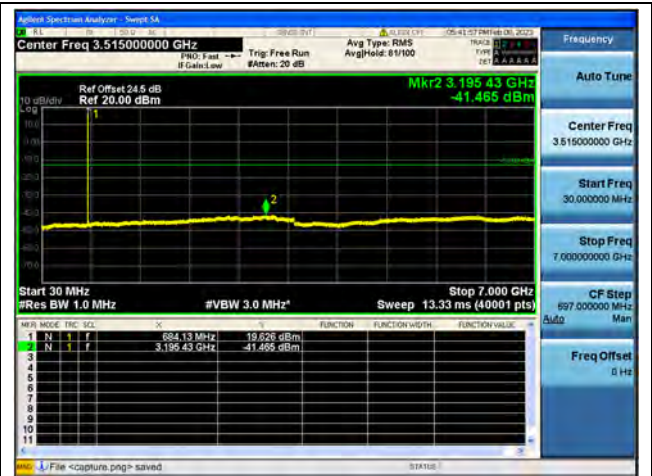
Band71 / 15MHz / Mid CH / 16QAM



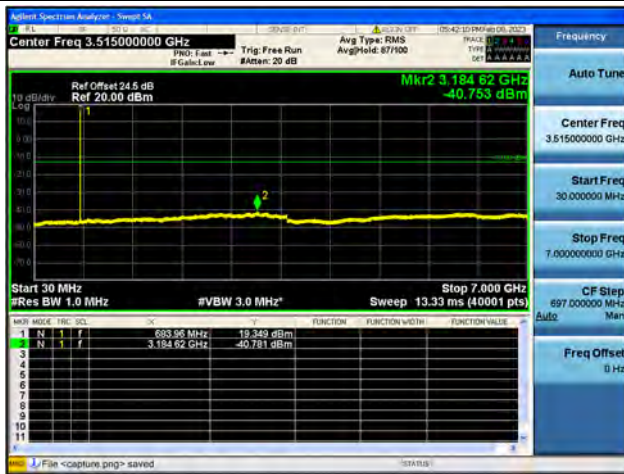
Band71 / 15MHz / Mid CH / 64QAM



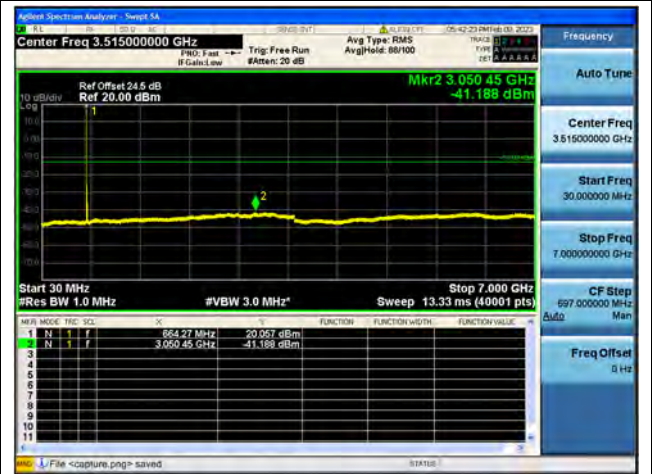
Band71 / 15MHz / High CH / QPSK



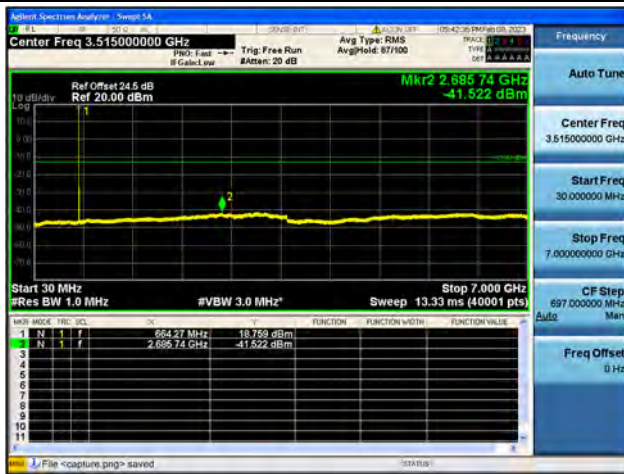
Band71 / 15MHz / High CH / 16QAM



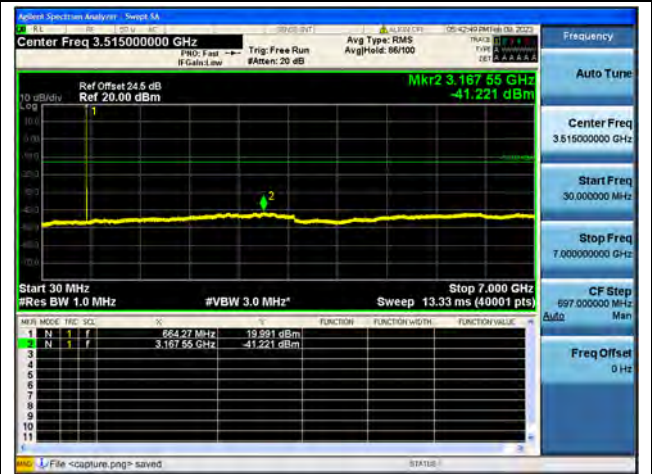
Band71 / 15MHz / High CH / 64QAM



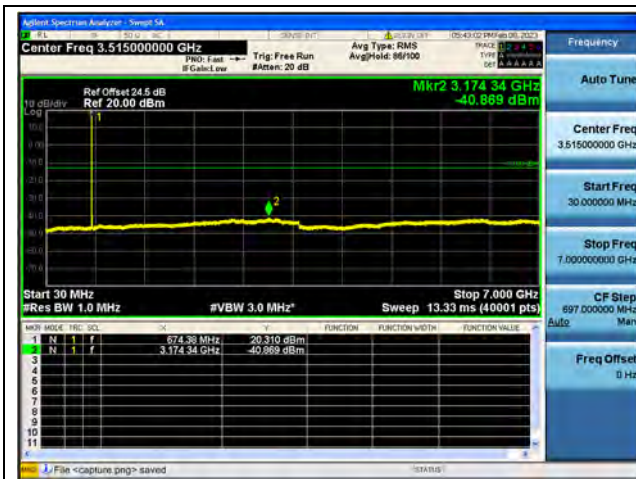
Band71 / 20MHz / Low CH / QPSK



Band71 / 20MHz / Low CH / 16QAM



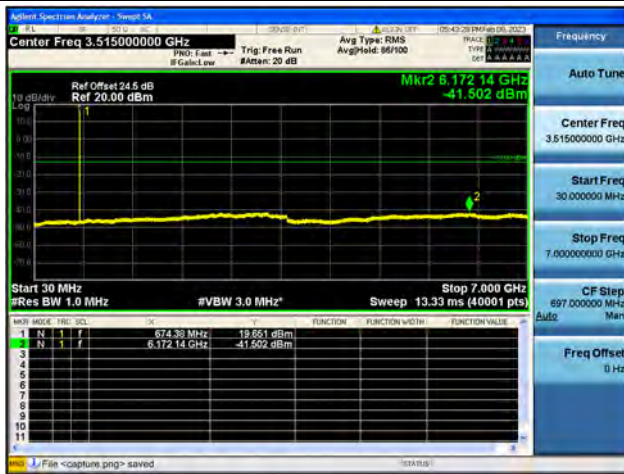
Band71 / 20MHz / Low CH / 64QAM



Band71 / 20MHz / Mid CH / QPSK



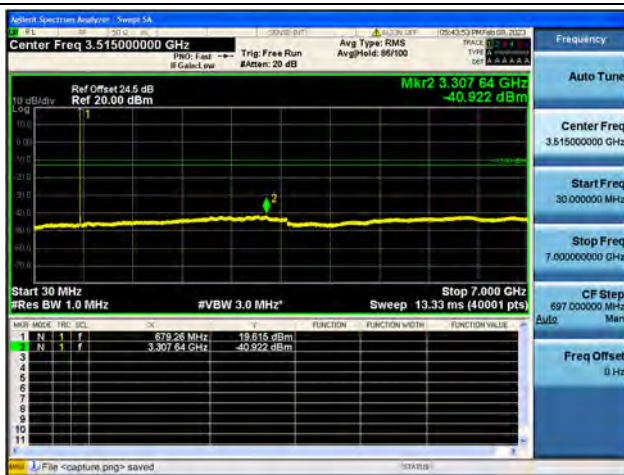
Band71 / 20MHz / Mid CH / 16QAM



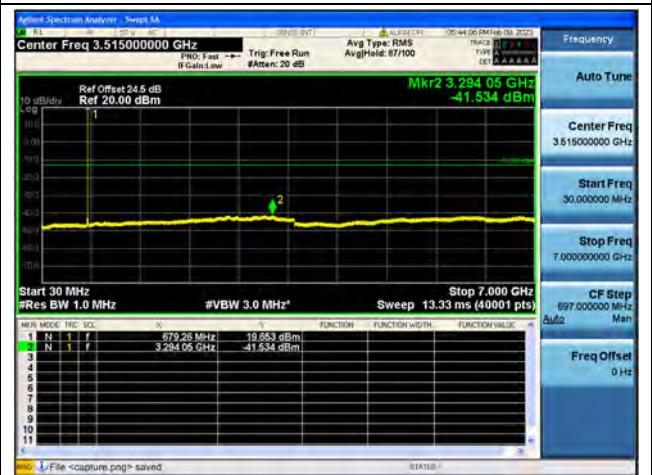
Band71 / 20MHz / Mid CH / 64QAM



Band71 / 20MHz / High CH / QPSK



Band71 / 20MHz / High CH / 16QAM



Band71 / 20MHz / High CH / 64QAM



2.6. Band Edge

2.6.1. Requirement

Band 2, 25

According to FCC section 24.238(a), for operations in the 1850–1910MHz bands, the power of any emission outside of the authorized operating frequency ranges must be attenuated below the transmitting power (P) by a factor of at least $43 + 10 \log(P)$ dB in a 1MHz bandwidth. However, in the 1 MHz bands immediately outside and adjacent to the licensee's frequency block, a resolution bandwidth of at least one percent of the emission bandwidth of the fundamental emission of the transmitter may be employed.

Band 4, 66

According to FCC section 27.53(h), for operations in the 1710–1755MHz bands, the power of any emission outside a licensee's frequency block shall be attenuated below the transmitter power (P) by at least $43 + 10 \log_{10}(P)$ dB a 1MHz bandwidth. However, in the 1 MHz bands immediately outside and adjacent to the licensee's frequency block, a resolution bandwidth of at least one percent of the emission bandwidth of the fundamental emission of the transmitter may be employed.

Band 5, 18, 26

According to FCC section 22.917(a), for operations in the 824–849MHz bands, the power of any emission outside of the authorized operating frequency ranges must be attenuated below the transmitting power (P) by a factor of at least $43 + 10 \log(P)$ dB in a 100kHz bandwidth. However, in the 1 MHz bands immediately outside and adjacent to the licensee's frequency block, a resolution bandwidth of at least one percent of the emission bandwidth of the fundamental emission of the transmitter may be employed.

Band 7,38,41

According to FCC section 27.53(m) (4), for mobile digital stations, the attenuation factor shall be not less than $40 + 10 \log(P)$ dB on all frequencies between the channel edge and 5 megahertz from the channel edge, $43 + 10 \log(P)$ dB on all frequencies between 5 megahertz and X megahertz from the channel edge, and $55 + 10 \log(P)$ dB on all frequencies more than X megahertz from the channel edge, where X is the greater of 6 megahertz or the actual emission bandwidth as defined in paragraph (m)(6) of this section. In addition, the attenuation factor shall not be less than $43 + 10 \log(P)$ dB on all frequencies between 2490.5 MHz and 2496 MHz and $55 + 10 \log(P)$ dB at or below 2490.5 MHz. Mobile Satellite Service licensees operating on frequencies below 2495 MHz may also submit a documented interference complaint against BRS licensees operating on channel BRS Channel 1 on the same terms and conditions as adjacent channel BRS or EBS licensees.

**Band 12, 17, 71**

According to FCC section 27.53(g), for operations in the 600 MHz band and the 698-746 MHz band, the power of any emission outside a licensee's frequency band(s) of operation shall be attenuated below the transmitter power (P) within the licensed band(s) of operation, measured in watts, by at least $43 + 10 \log (P)$ dB. Compliance with this provision is based on the use of measurement instrumentation employing a resolution bandwidth of 100 kilohertz or greater. However, in the 100 kilohertz bands immediately outside and adjacent to a licensee's frequency block, a resolution bandwidth of at least 30 kHz may be employed.

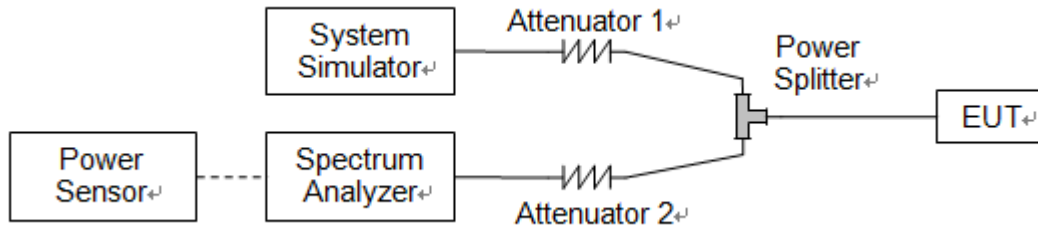
Band 13

According to FCC section 27.53(c)(2), any frequency outside the 776-788 MHz band, the power of any emission shall be attenuated outside the band below the transmitter power (P) by at least $43 + 10 \log (P)$ dB in a 100kHz bandwidth. However, in the 100 kHz bands immediately outside and adjacent to the frequency block, a resolution bandwidth of at least 30 kHz may be employed.

Band 41

According to FCC section 27.53(l)(2), for mobile operations in the 3700-3980 MHz band, the conducted power of any emission outside the licensee's authorized bandwidth shall not exceed -13 dBm/MHz, based on the use of measurement instrumentation employing a resolution bandwidth of 1 megahertz or greater. However, in the 1 megahertz bands immediately outside and adjacent to the licensee's frequency block, the minimum resolution bandwidth for the measurement shall be either one percent of the emission bandwidth of the fundamental emission of the transmitter or 350 kHz. In the bands between 1 and 5 MHz removed from the licensee's frequency block, the minimum resolution bandwidth for the measurement shall be 500 kHz. The emission bandwidth is defined as the width of the signal between two points, one below the carrier center frequency and one above the carrier center frequency, outside of which all emissions are attenuated at least 26 dB below the transmitter power.

2.6.2. Test Description



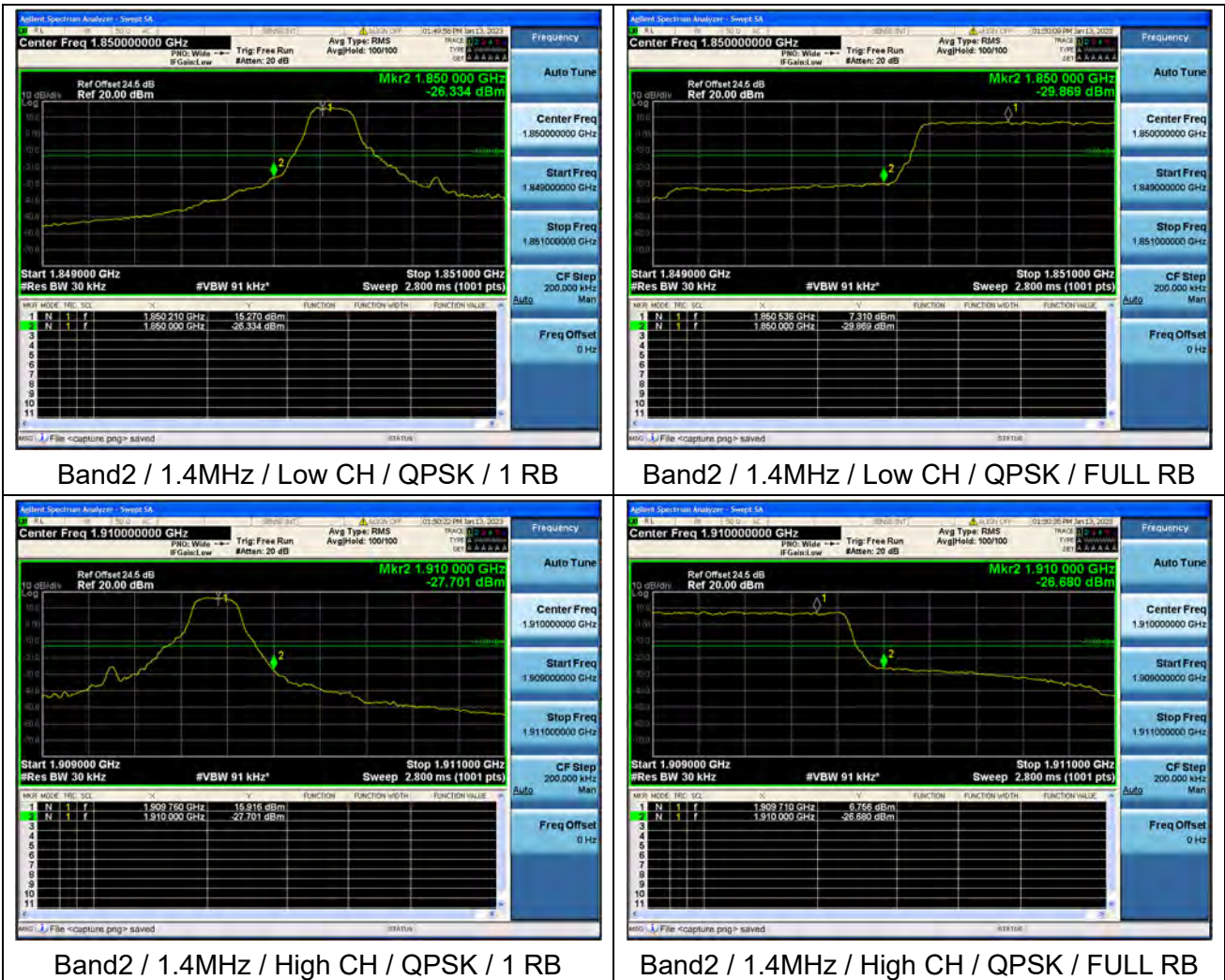
The EUT is coupled to the Spectrum Analyzer (SA) and the System Simulator (SS) with Attenuators through the Power Splitter; the RF load attached to the EUT antenna terminal is 50Ohm; the path loss as the factor is calibrated to correct the reading. The EUT is commanded by the SS to operate at the maximum output power. A call is established between the EUT and the SS.

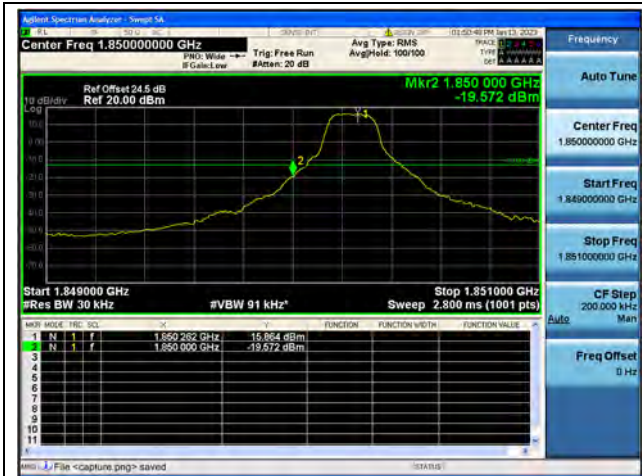
2.6.3. Test Procedure

KDB 971168 D01v03 Section 6.0 and ANSI/TIA-603-E-2016.



2.6.4. Test Result





Band2 / 3MHz / Low CH / QPSK / 1 RB



Band2 / 3MHz / Low CH / QPSK / FULL RB



Band2 / 3MHz / High CH / QPSK / 1 RB



Band2 / 3MHz / High CH / QPSK / FULL RB



Band2 / 5MHz / Low CH / QPSK / 1 RB



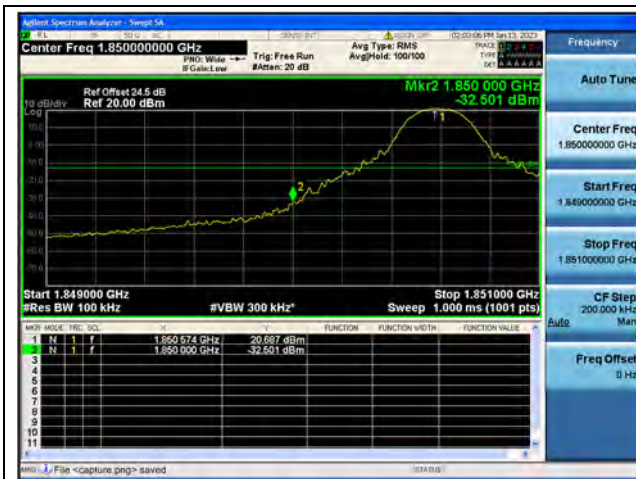
Band2 / 5MHz / Low CH / QPSK / FULL RB



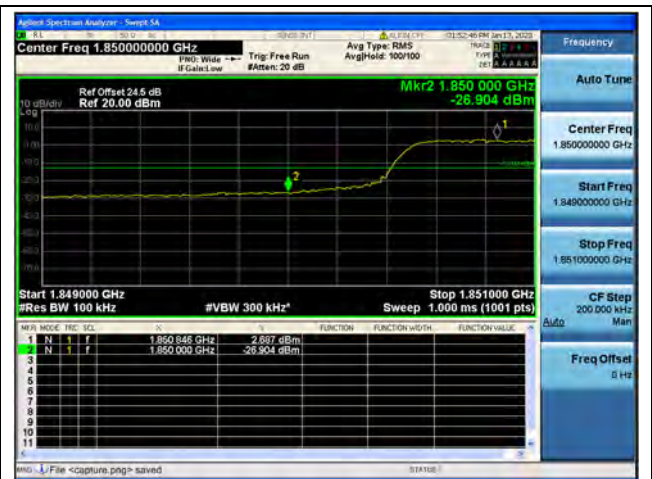
Band2 / 5MHz / High CH / QPSK / 1 RB



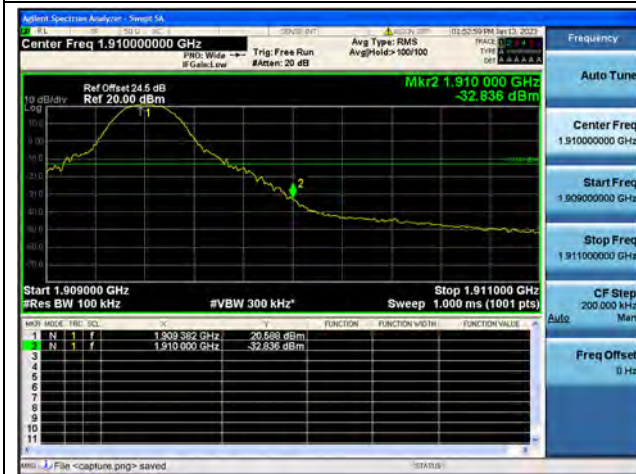
Band2 / 5MHz / High CH / QPSK / FULL RB



Band2 / 10MHz / Low CH / QPSK / 1 RB



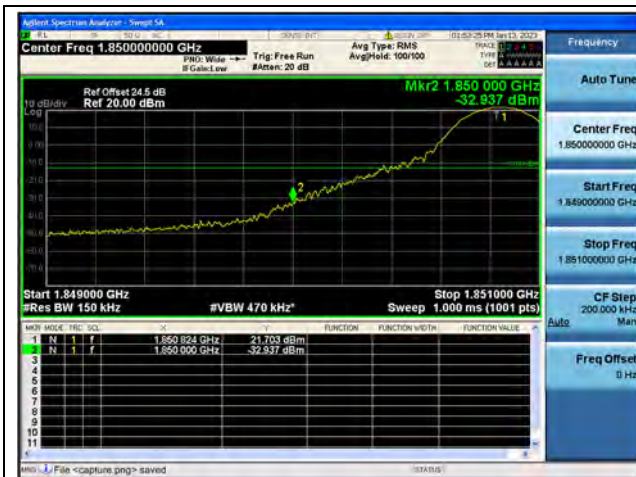
Band2 / 10MHz / Low CH / QPSK / FULL RB



Band2 / 10MHz / High CH / QPSK / 1 RB



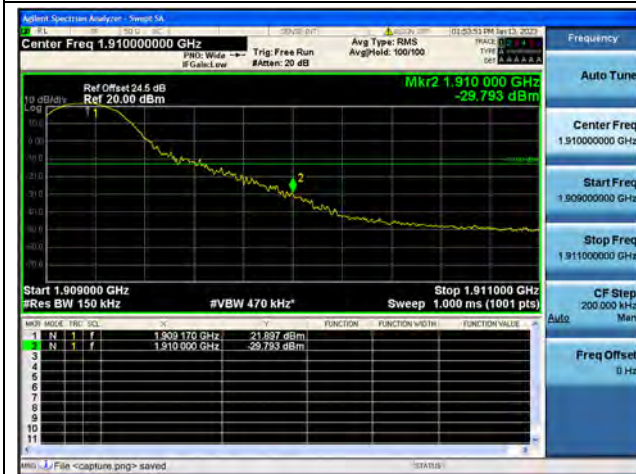
Band2 / 10MHz / High CH / QPSK / FULL RB



Band2 / 15MHz / Low CH / QPSK / 1 RB



Band2 / 15MHz / Low CH / QPSK / FULL RB



Band2 / 15MHz / High CH / QPSK / 1 RB



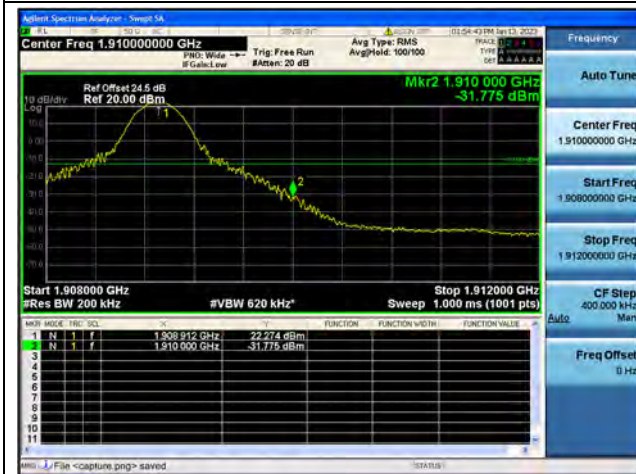
Band2 / 15MHz / High CH / QPSK / FULL RB



Band2 / 20MHz / Low CH / QPSK / 1 RB



Band2 / 20MHz / Low CH / QPSK / FULL RB



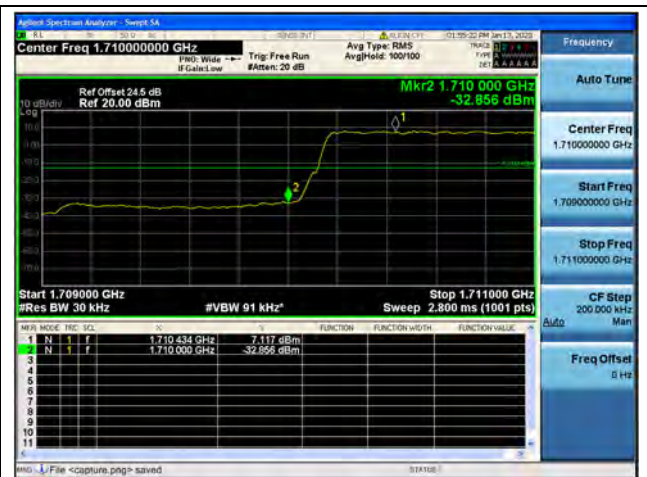
Band2 / 20MHz / High CH / QPSK / 1 RB



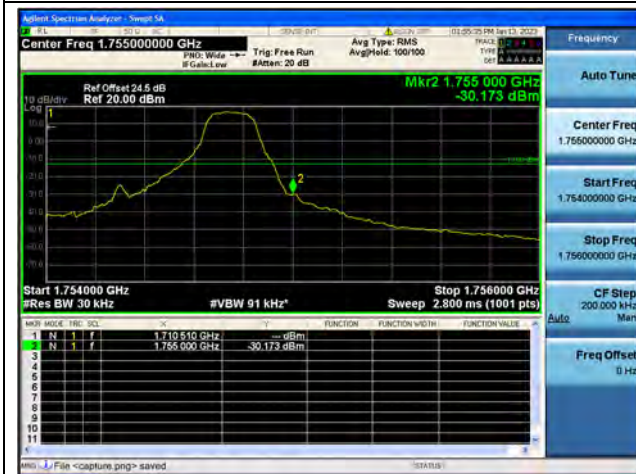
Band2 / 20MHz / High CH / QPSK / FULL RB



Band4 / 1.4MHz / Low CH / QPSK / 1 RB



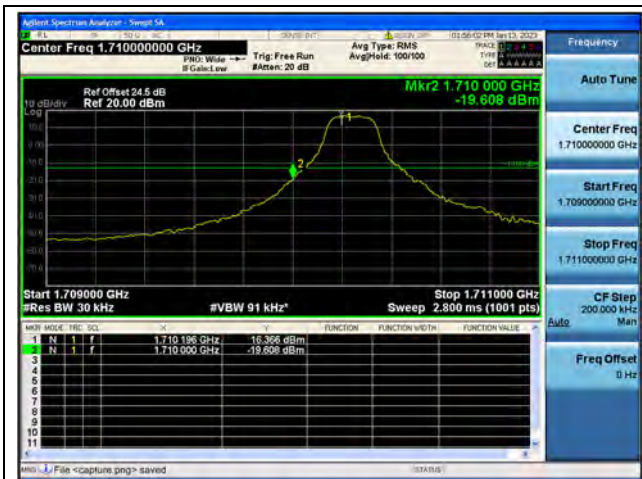
Band4 / 1.4MHz / Low CH / QPSK / FULL RB



Band4 / 1.4MHz / High CH / QPSK / 1 RB



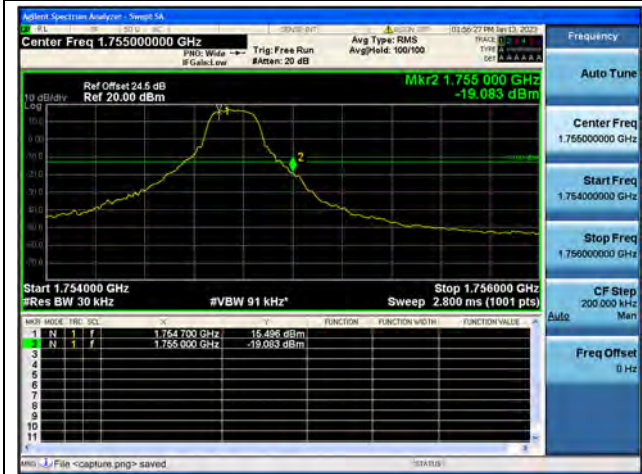
Band4 / 1.4MHz / High CH / QPSK / FULL RB



Band4 / 3MHz / Low CH / QPSK / 1 RB



Band4 / 3MHz / Low CH / QPSK / FULL RB



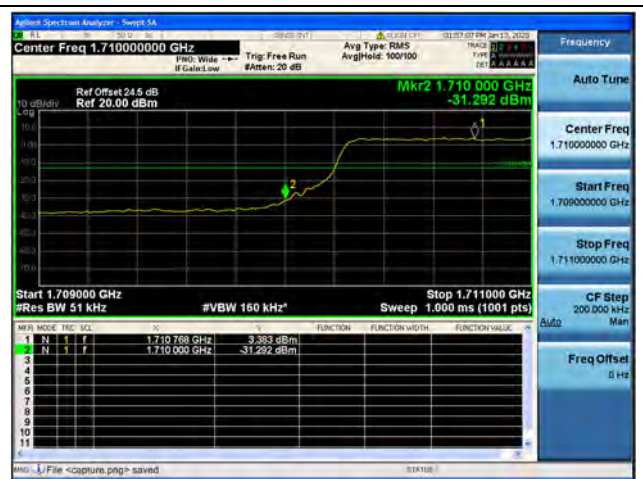
Band4 / 3MHz / High CH / QPSK / 1 RB



Band4 / 3MHz / High CH / QPSK / FULL RB



Band4 / 5MHz / Low CH / QPSK / 1 RB



Band4 / 5MHz / Low CH / QPSK / FULL RB



Band4 / 5MHz / High CH / QPSK / 1 RB



Band4 / 5MHz / High CH / QPSK / FULL RB



Band4 / 10MHz / Low CH / QPSK / 1 RB



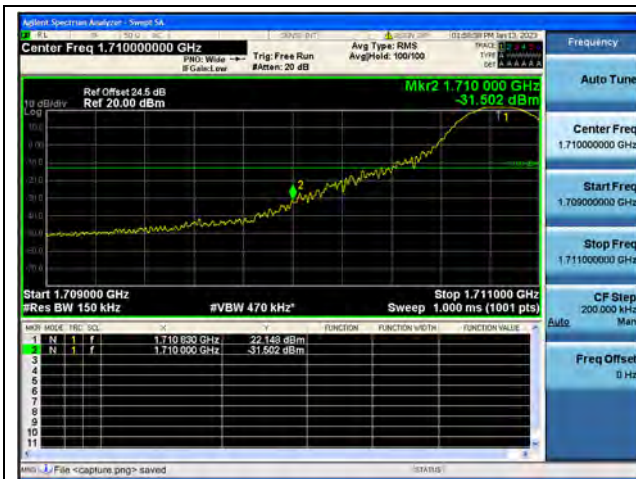
Band4 / 10MHz / Low CH / QPSK / FULL RB



Band4 / 10MHz / High CH / QPSK / 1 RB



Band4 / 10MHz / High CH / QPSK / FULL RB



Band4 / 15MHz / Low CH / QPSK / 1 RB



Band4 / 15MHz / Low CH / QPSK / FULL RB



Band4 / 15MHz / High CH / QPSK / 1 RB



Band4 / 15MHz / High CH / QPSK / FULL RB



Band4 / 20MHz / Low CH / QPSK / 1 RB



Band4 / 20MHz / Low CH / QPSK / FULL RB



Band4 / 20MHz / High CH / QPSK / 1 RB



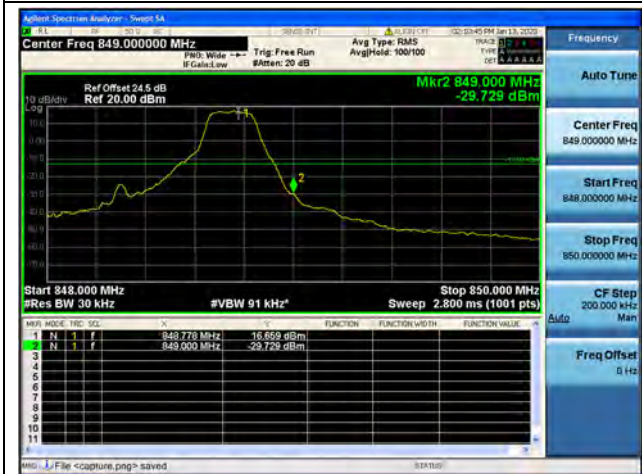
Band4 / 20MHz / High CH / QPSK / FULL RB



Band5 / 1.4MHz / Low CH / QPSK / 1 RB



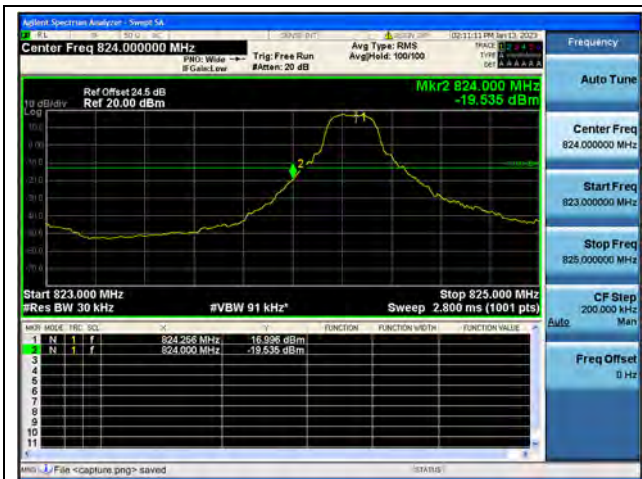
Band5 / 1.4MHz / Low CH / QPSK / FULL RB



Band5 / 1.4MHz / High CH / QPSK / 1 RB



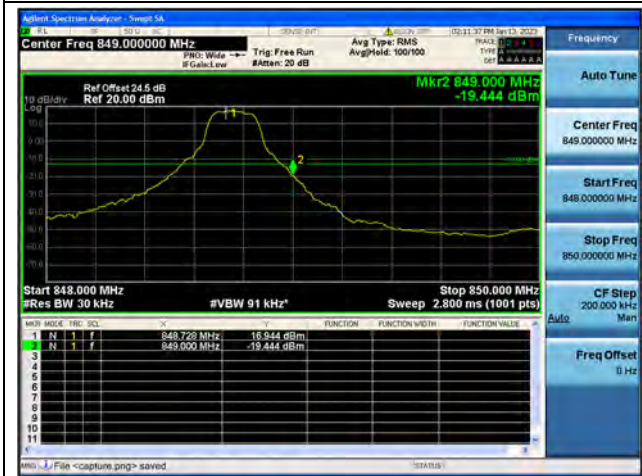
Band5 / 1.4MHz / High CH / QPSK / FULL RB



Band5 / 3MHz / Low CH / QPSK / 1 RB



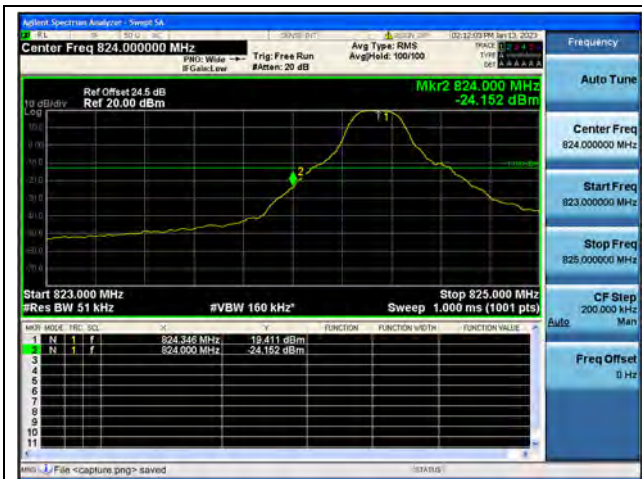
Band5 / 3MHz / Low CH / QPSK / FULL RB



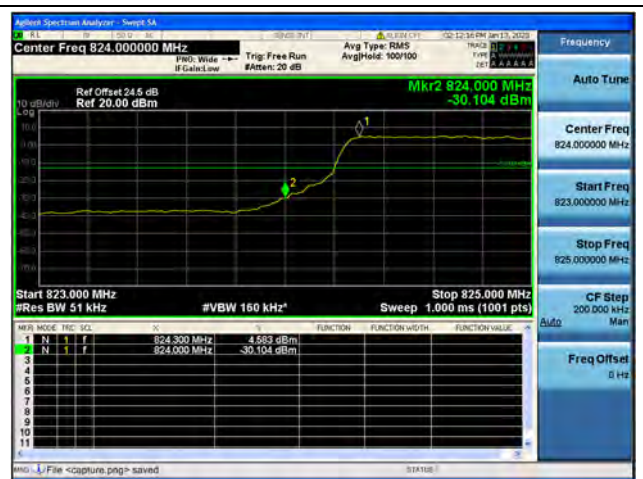
Band5 / 3MHz / High CH / QPSK / 1 RB



Band5 / 3MHz / High CH / QPSK / FULL RB



Band5 / 5MHz / Low CH / QPSK / 1 RB



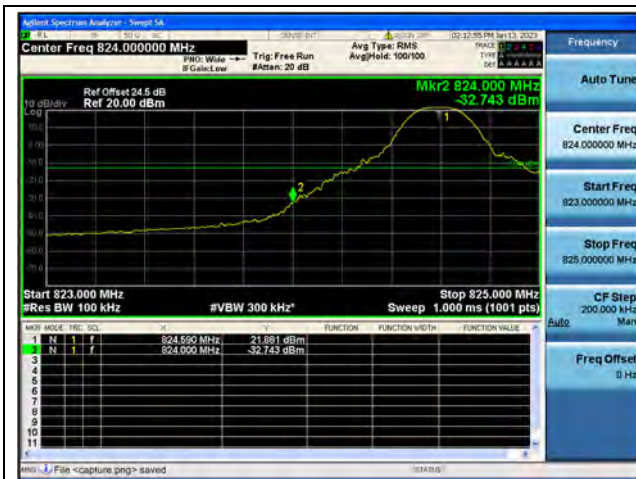
Band5 / 5MHz / Low CH / QPSK / FULL RB



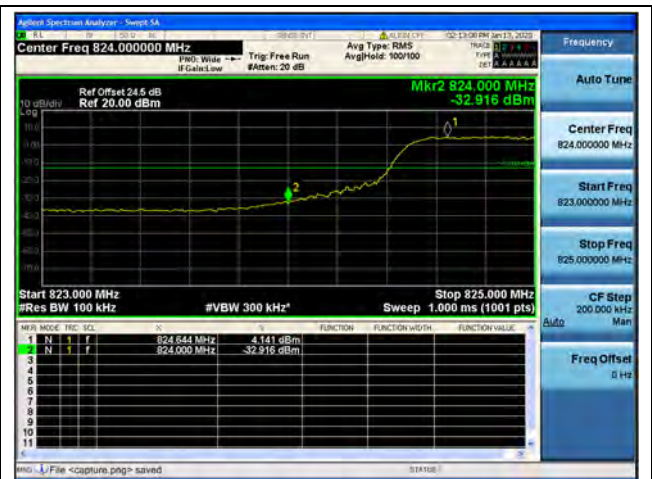
Band5 / 5MHz / High CH / QPSK / 1 RB



Band5 / 5MHz / High CH / QPSK / FULL RB



Band5 / 10MHz / Low CH / QPSK / 1 RB



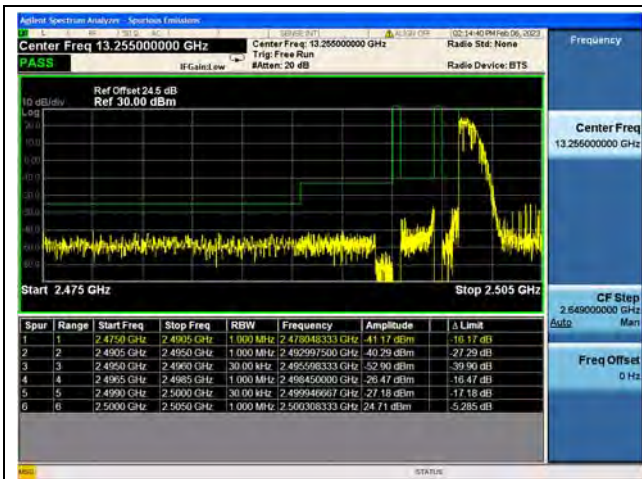
Band5 / 10MHz / Low CH / QPSK / FULL RB



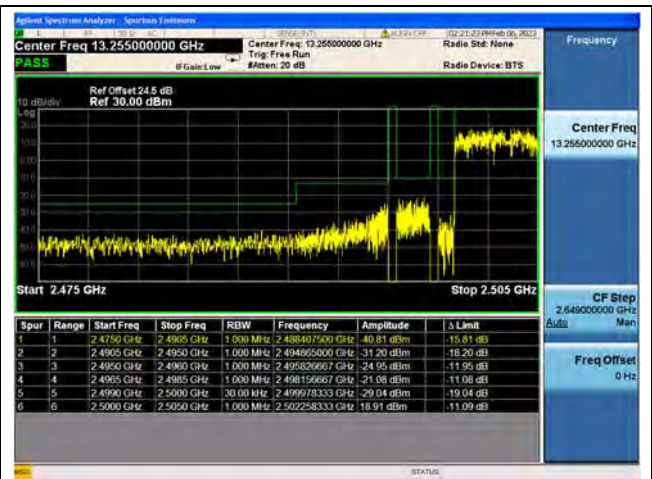
Band5 / 10MHz / High CH / QPSK / 1 RB



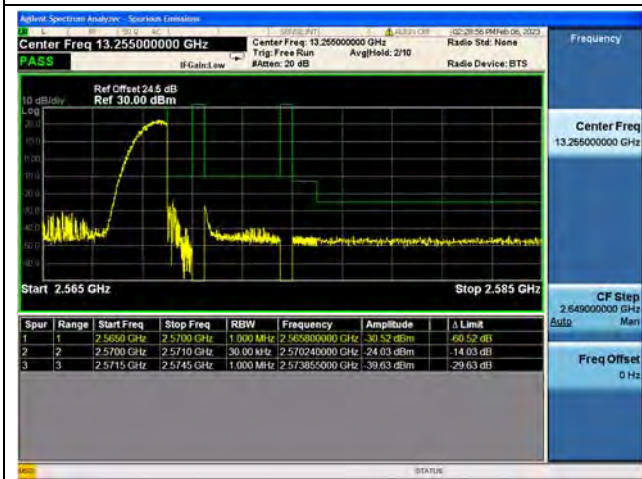
Band5 / 10MHz / High CH / QPSK / FULL RB



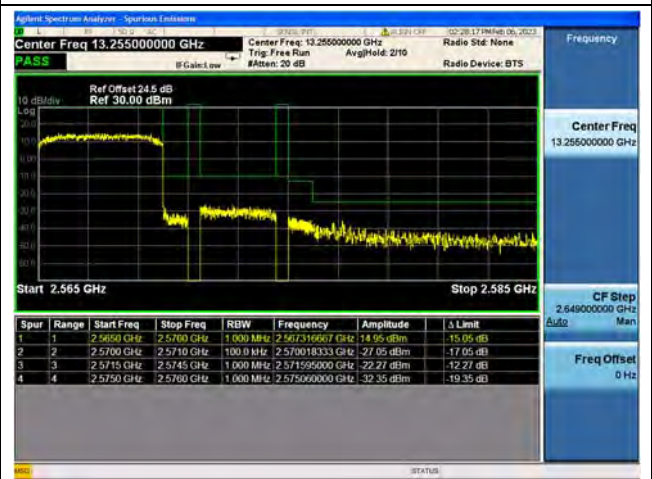
Band7 / 5MHz / Low CH / QPSK / 1 RB



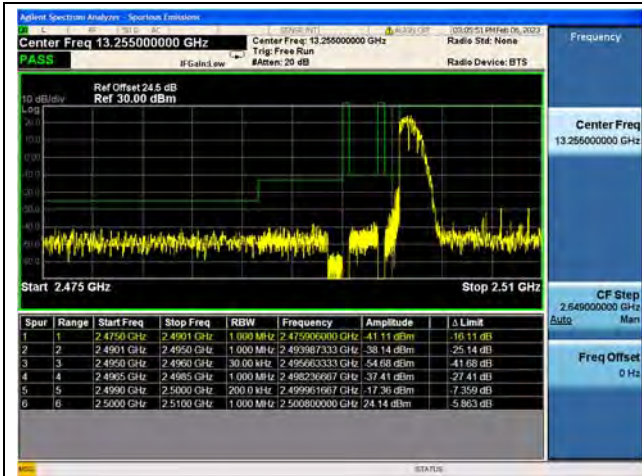
Band7 / 5MHz / Low CH / QPSK / FULL RB



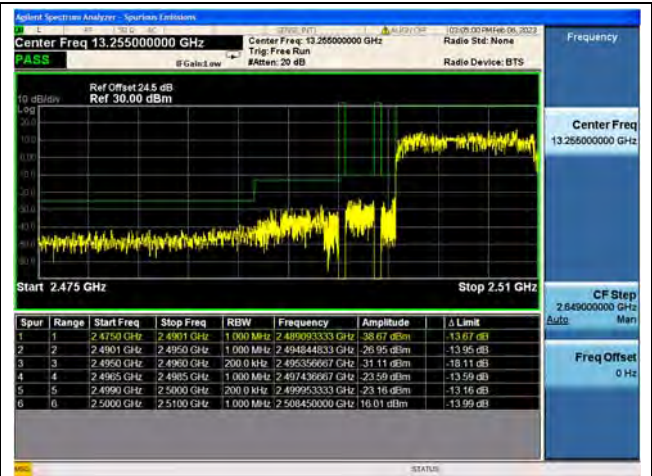
Band7 / 5MHz / High CH / QPSK / 1 RB



Band7 / 5MHz / High CH / QPSK / FULL RB



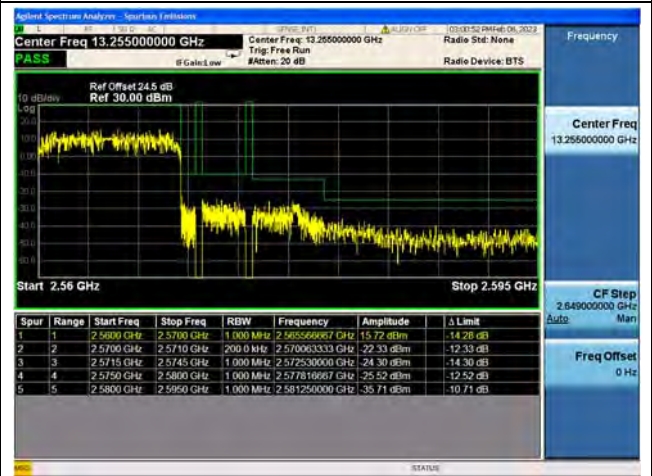
Band7 / 10MHz / Low CH / QPSK / 1 RB



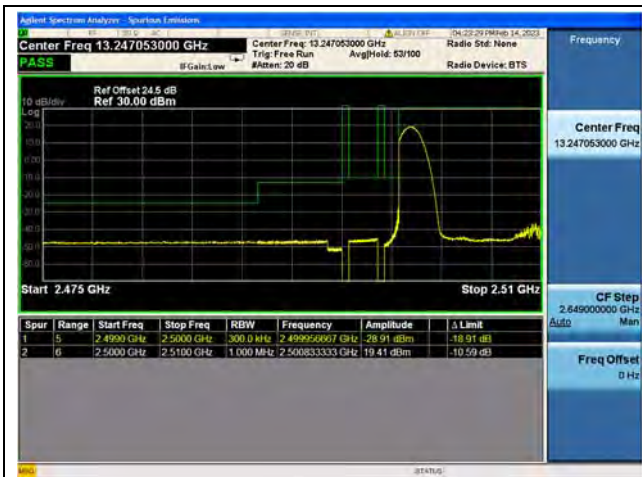
Band7 / 10MHz / Low CH / QPSK / FULL RB



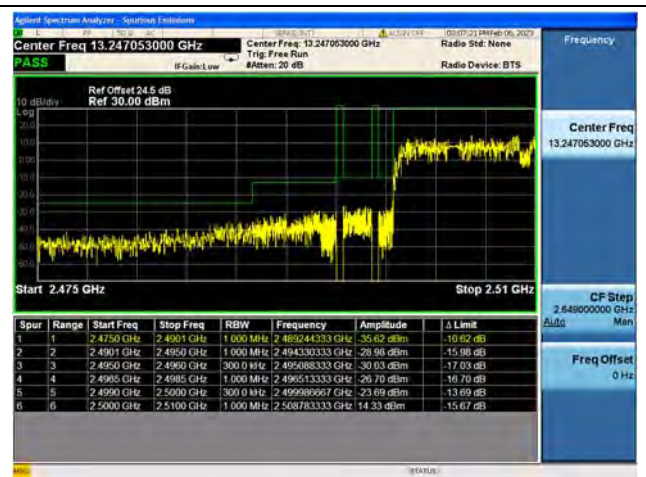
Band7 / 10MHz / High CH / QPSK / 1 RB



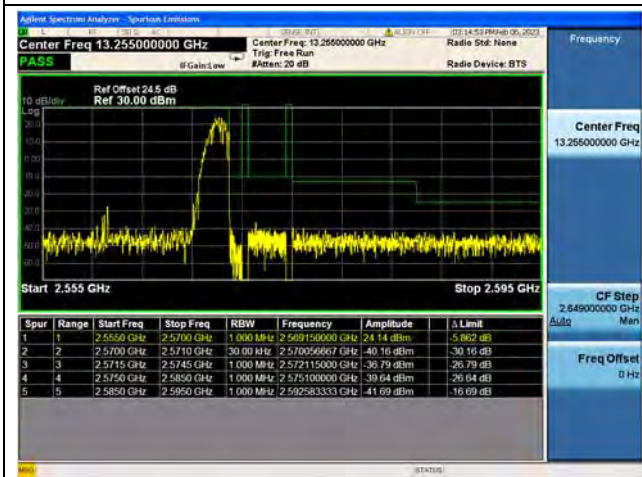
Band7 / 10MHz / High CH / QPSK / FULL RB



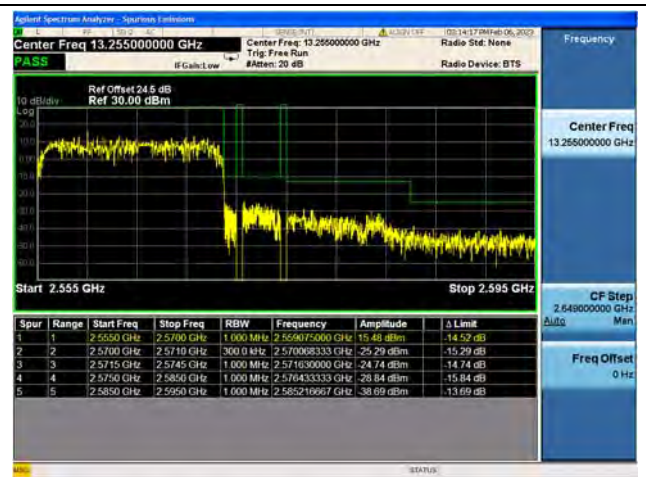
Band7 / 15MHz / Low CH / QPSK / 1 RB



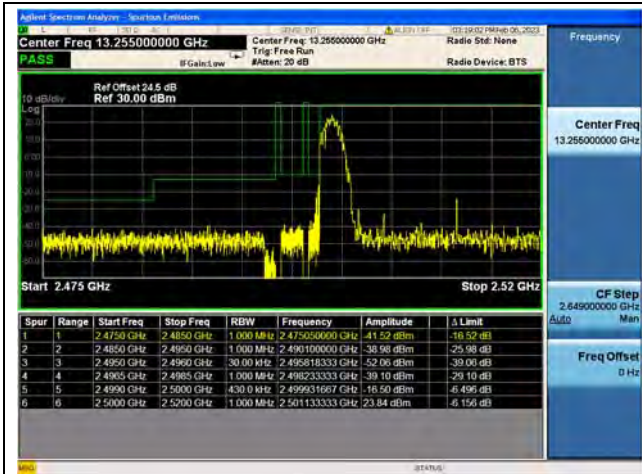
Band7 / 15MHz / Low CH / QPSK / FULL RB



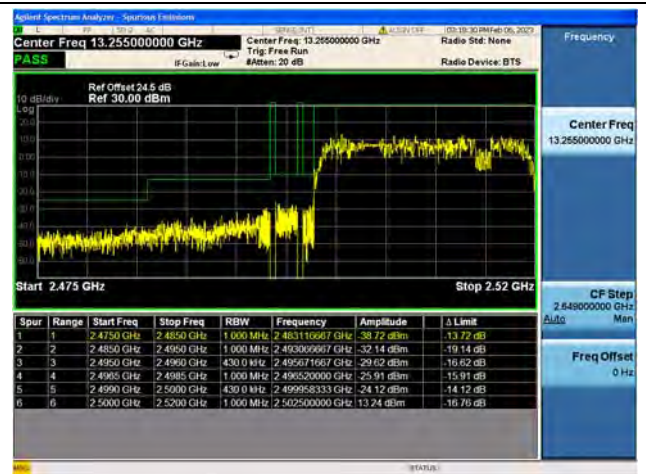
Band7 / 15MHz / High CH / QPSK / 1 RB



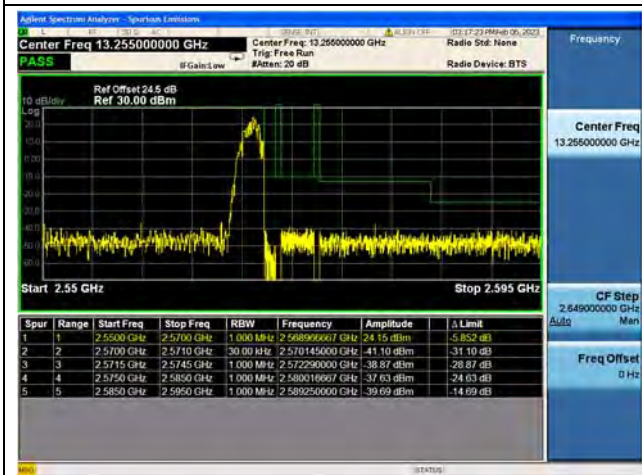
Band7 / 15MHz / High CH / QPSK / FULL RB



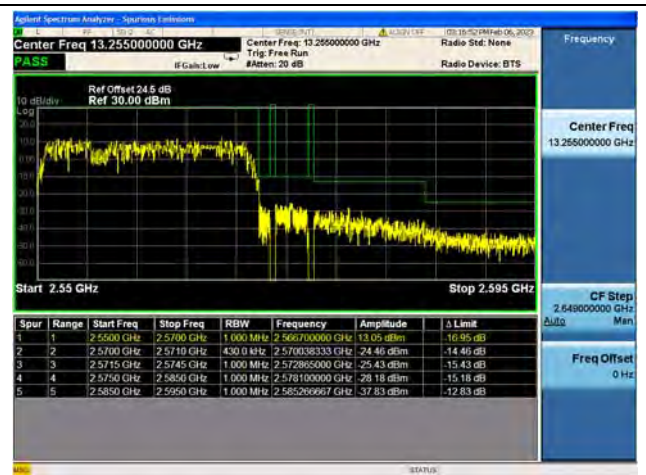
Band7 / 20MHz / Low CH / QPSK / 1 RB



Band7 / 20MHz / Low CH / QPSK / FULL RB



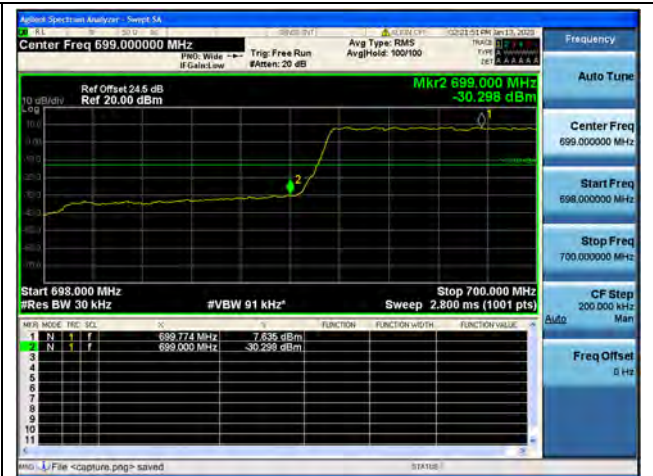
Band7 / 20MHz / High CH / QPSK / 1 RB



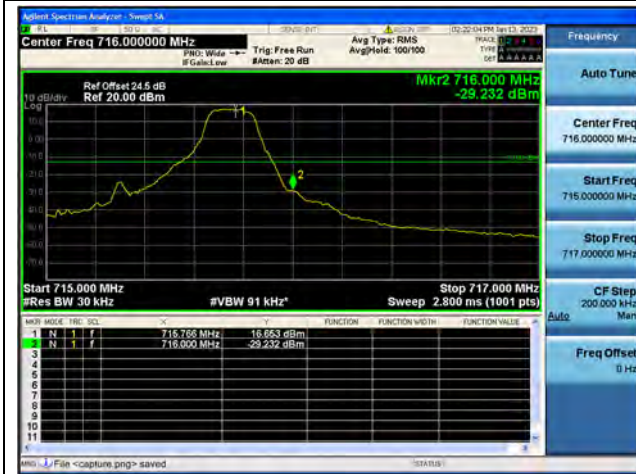
Band7 / 20MHz / High CH / QPSK / FULL RB



Band12 / 1.4MHz / Low CH / QPSK / 1 RB



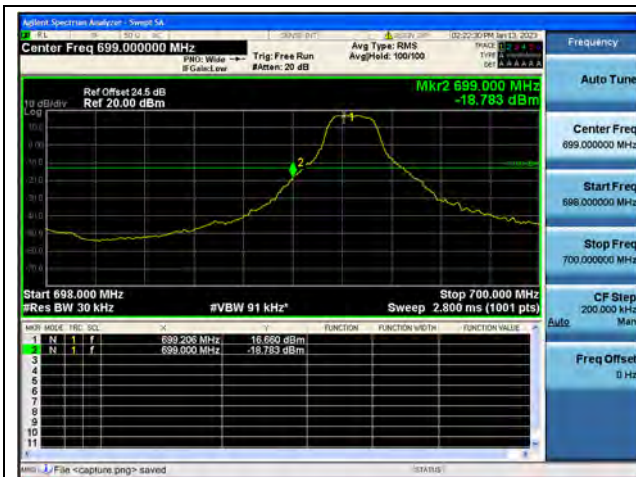
Band12 / 1.4MHz / Low CH / QPSK / FULL RB



Band12 / 1.4MHz / High CH / QPSK / 1 RB



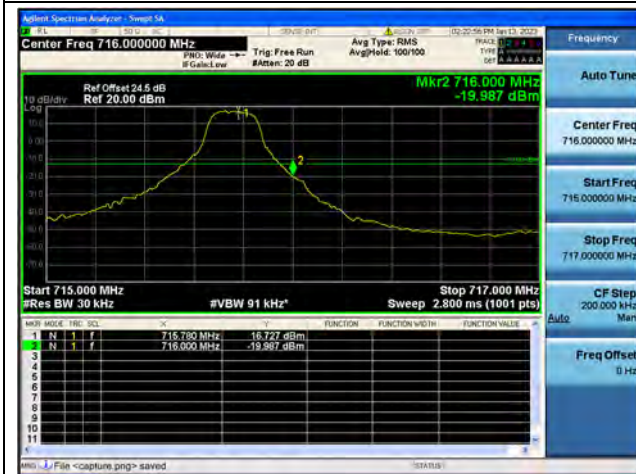
Band12 / 1.4MHz / High CH / QPSK / FULL RB



Band12 / 3MHz / Low CH / QPSK / 1 RB



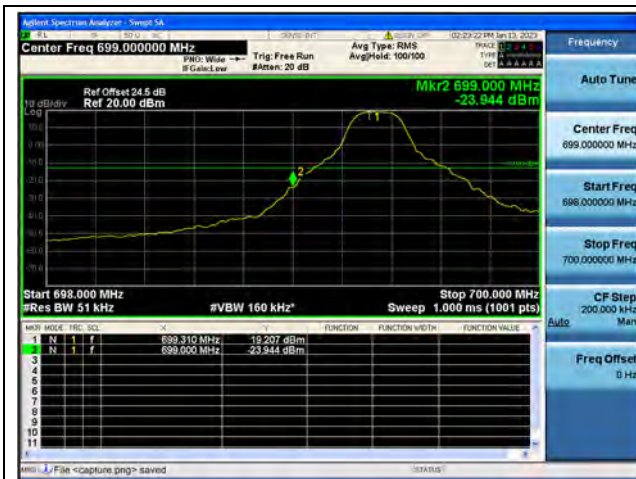
Band12 / 3MHz / Low CH / QPSK / FULL RB



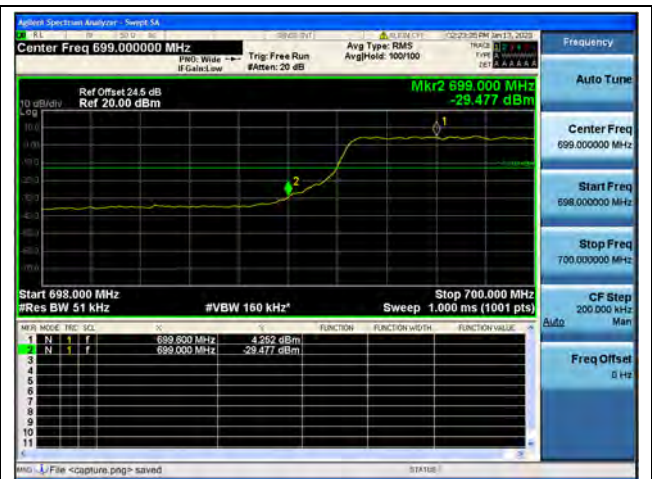
Band12 / 3MHz / High CH / QPSK / 1 RB



Band12 / 3MHz / High CH / QPSK / FULL RB



Band12 / 5MHz / Low CH / QPSK / 1 RB



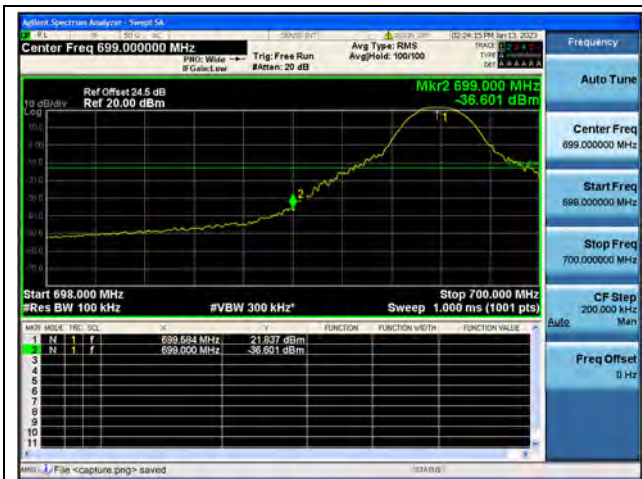
Band12 / 5MHz / Low CH / QPSK / FULL RB



Band12 / 5MHz / High CH / QPSK / 1 RB



Band12 / 5MHz / High CH / QPSK / FULL RB



Band12 / 10MHz / Low CH / QPSK / 1 RB



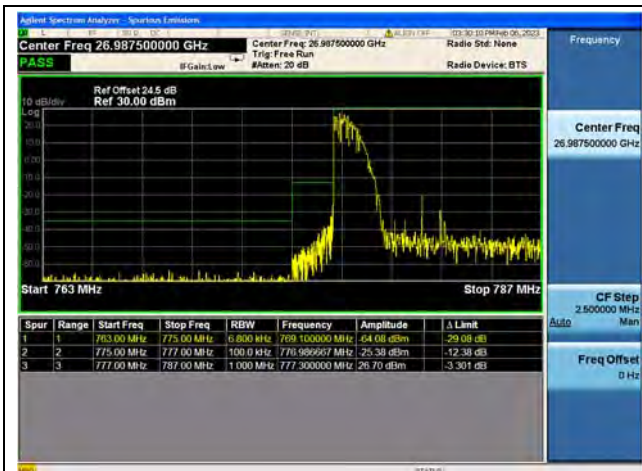
Band12 / 10MHz / Low CH / QPSK / FULL RB



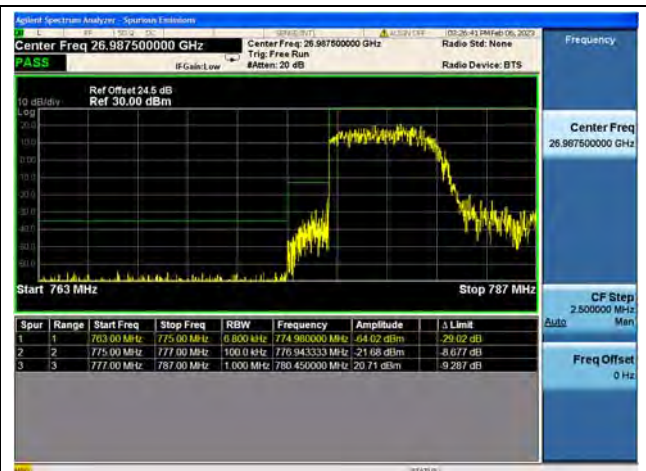
Band12 / 10MHz / High CH / QPSK / 1 RB



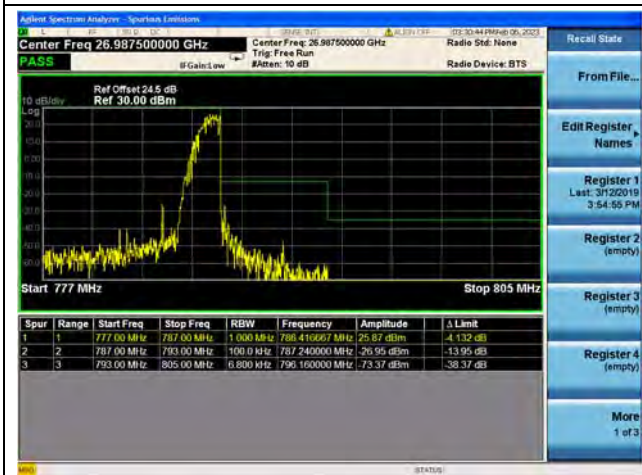
Band12 / 10MHz / High CH / QPSK / FULL RB



Band13 / 5MHz / Low CH / QPSK / 1 RB



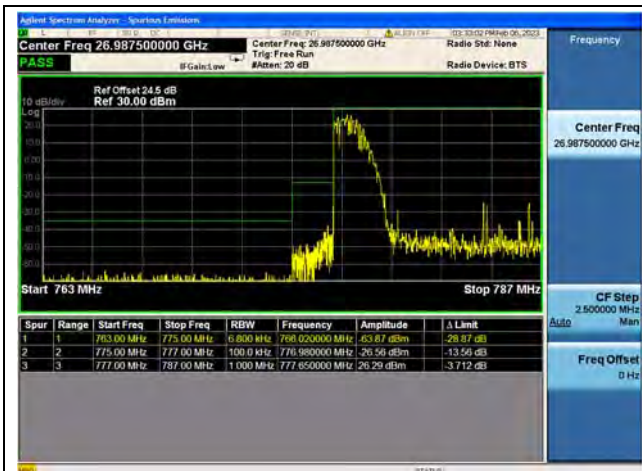
Band13 / 5MHz / Low CH / QPSK / FULL RB



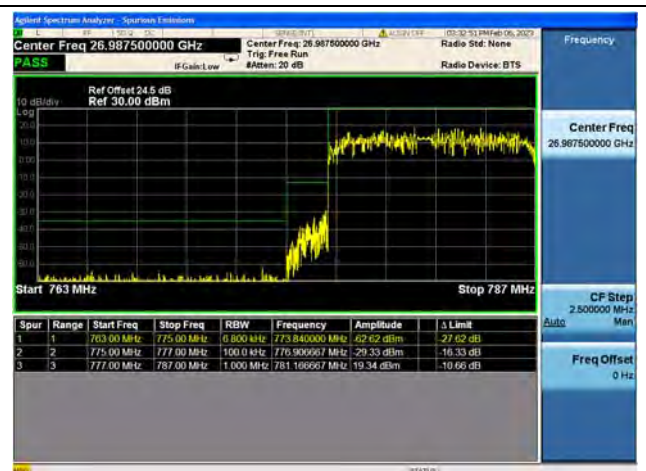
Band13 / 5MHz / High CH / QPSK / 1 RB



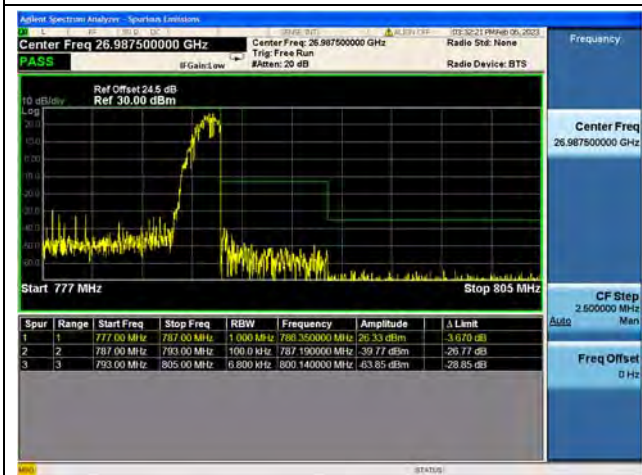
Band13 / 5MHz / High CH / QPSK / FULL RB



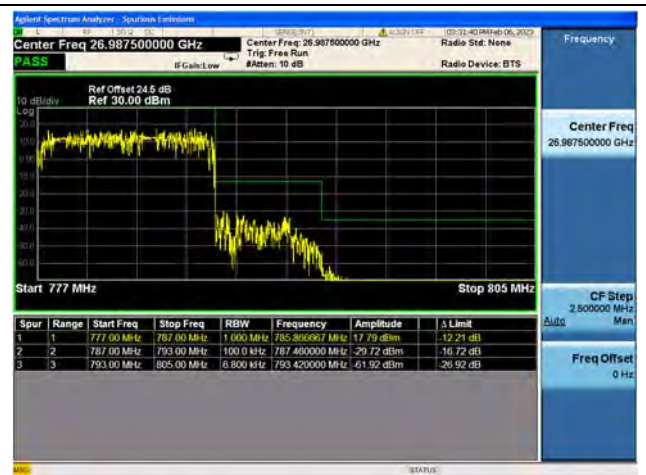
Band13 / 10MHz / Low CH / QPSK / 1 RB



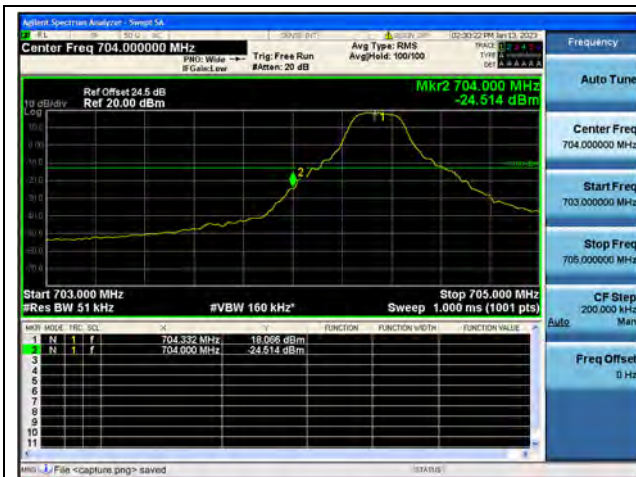
Band13 / 10MHz / Low CH / QPSK / FULL RB



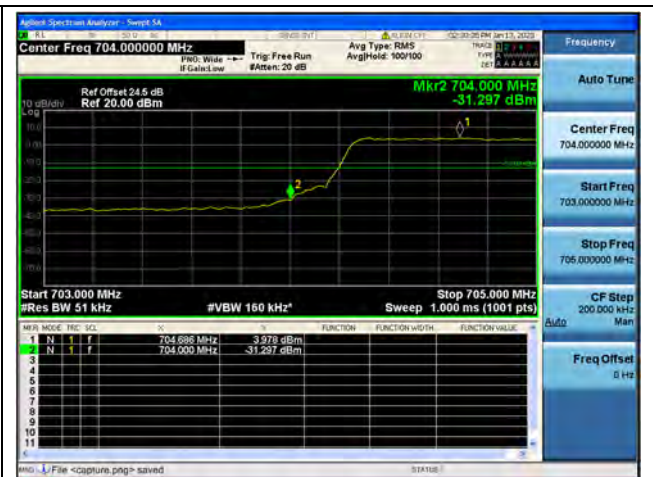
Band13 / 10MHz / High CH / QPSK / 1 RB



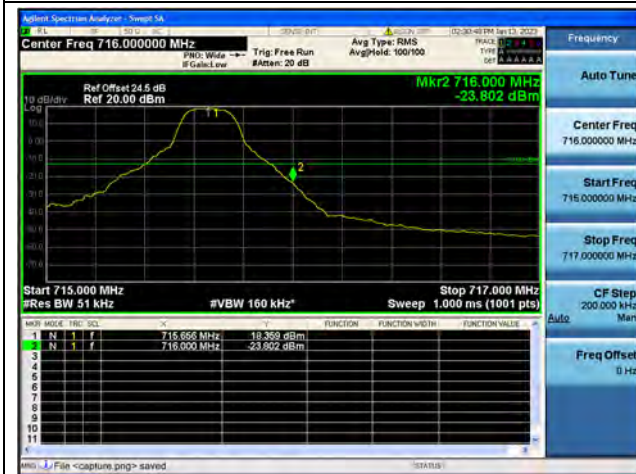
Band13 / 10MHz / High CH / QPSK / FULL RB



Band17 / 5MHz / Low CH / QPSK / 1 RB



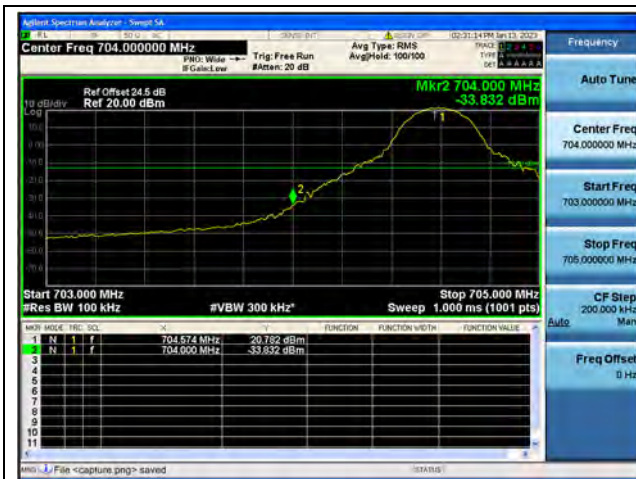
Band17 / 5MHz / Low CH / QPSK / FULL RB



Band17 / 5MHz / High CH / QPSK / 1 RB



Band17 / 5MHz / High CH / QPSK / FULL RB



Band17 / 10MHz / Low CH / QPSK / 1 RB



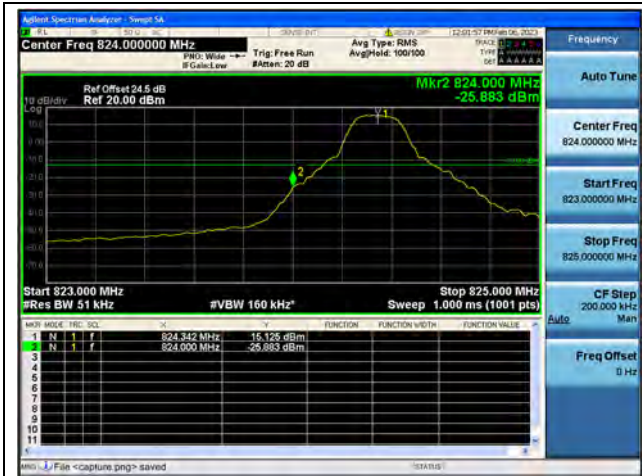
Band17 / 10MHz / Low CH / QPSK / FULL RB



Band17 / 10MHz / High CH / QPSK / 1 RB



Band17 / 10MHz / High CH / QPSK / FULL RB



Band18Part22 / 5MHz / Low CH / QPSK / 1 RB



Band18Part22 / 5MHz / Low CH / QPSK / FULL RB



Band18Part22 / 5MHz / High CH / QPSK / 1 RB



Band18Part22 / 5MHz / High CH / QPSK / FULL RB



Band25 / 1.4MHz / Low CH / QPSK / 1 RB



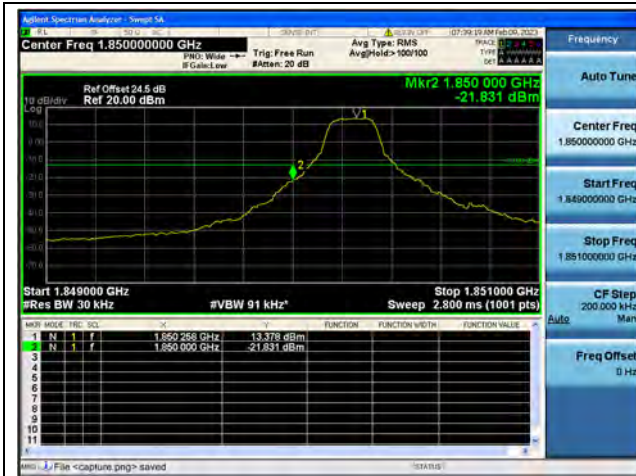
Band25 / 1.4MHz / Low CH / QPSK / FULL RB



Band25 / 1.4MHz / High CH / QPSK / 1 RB



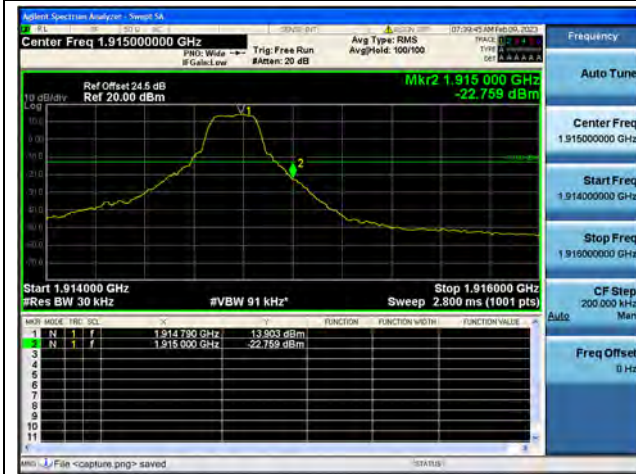
Band25 / 1.4MHz / High CH / QPSK / FULL RB



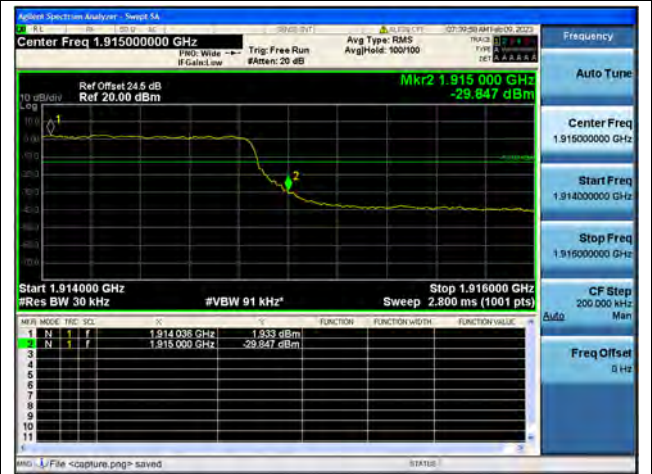
Band25 / 3MHz / Low CH / QPSK / 1 RB



Band25 / 3MHz / Low CH / QPSK / FULL RB



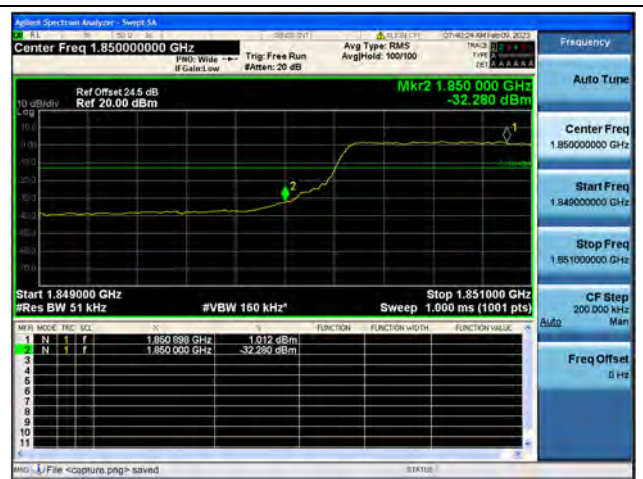
Band25 / 3MHz / High CH / QPSK / 1 RB



Band25 / 3MHz / High CH / QPSK / FULL RB



Band25 / 5MHz / Low CH / QPSK / 1 RB



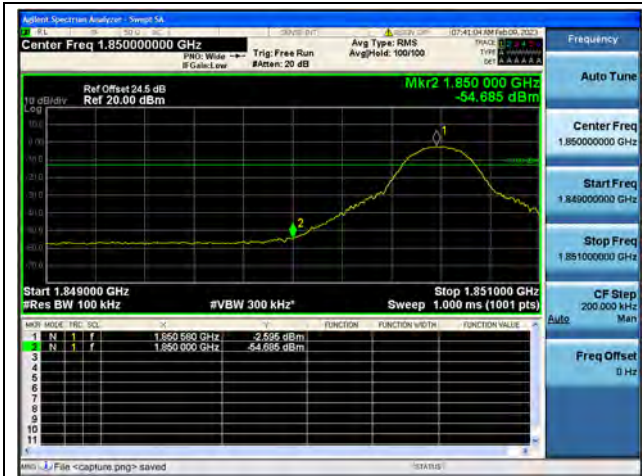
Band25 / 5MHz / Low CH / QPSK / FULL RB



Band25 / 5MHz / High CH / QPSK / 1 RB



Band25 / 5MHz / High CH / QPSK / FULL RB



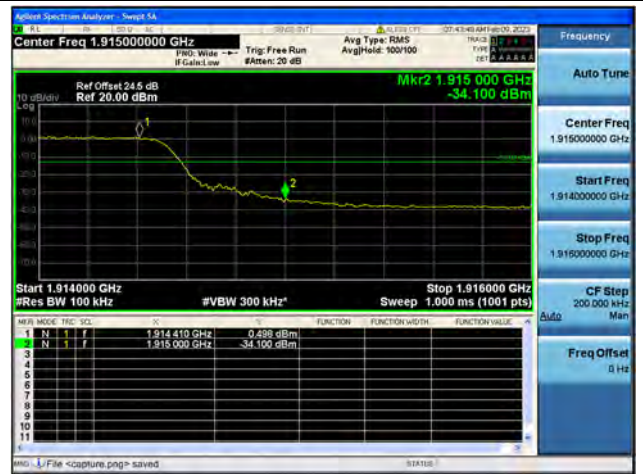
Band25 / 10MHz / Low CH / QPSK / 1 RB



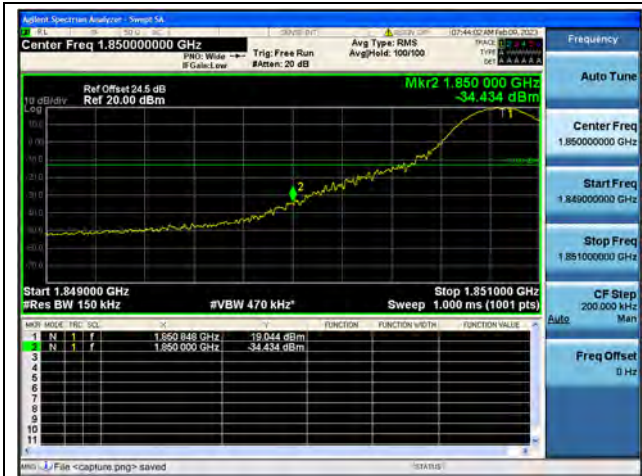
Band25 / 10MHz / Low CH / QPSK / FULL RB



Band25 / 10MHz / High CH / QPSK / 1 RB



Band25 / 10MHz / High CH / QPSK / FULL RB



Band25 / 15MHz / Low CH / QPSK / 1 RB



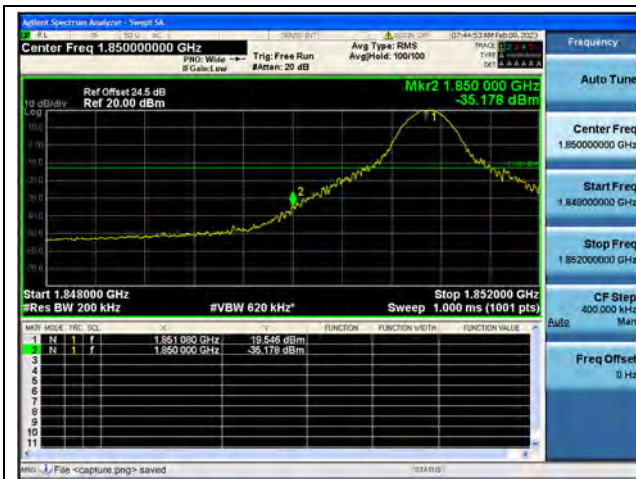
Band25 / 15MHz / Low CH / QPSK / FULL RB



Band25 / 15MHz / High CH / QPSK / 1 RB



Band25 / 15MHz / High CH / QPSK / FULL RB



Band25 / 20MHz / Low CH / QPSK / 1 RB



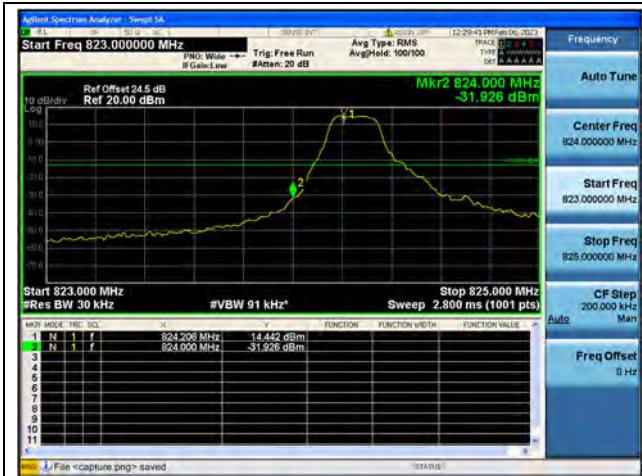
Band25 / 20MHz / Low CH / QPSK / FULL RB



Band25 / 20MHz / High CH / QPSK / 1 RB



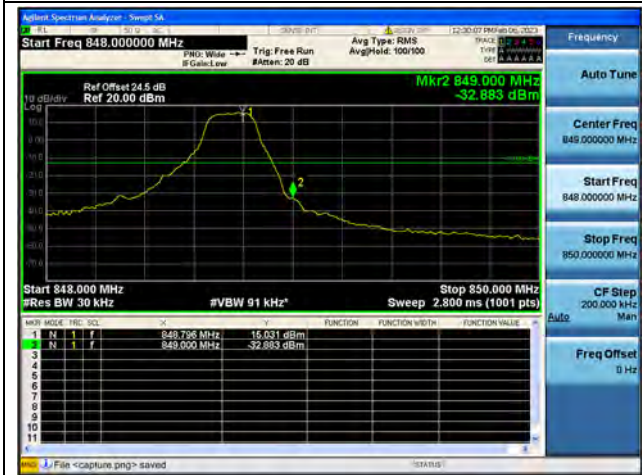
Band25 / 20MHz / High CH / QPSK / FULL RB



Band26Part22 / 1.4MHz / Low CH / QPSK / 1 RB



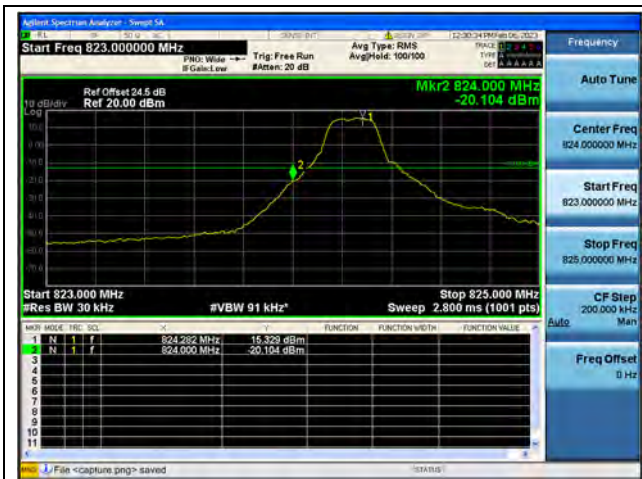
Band26Part22 / 1.4MHz / Low CH / QPSK / FULL RB



Band26Part22 / 1.4MHz / High CH / QPSK / 1 RB



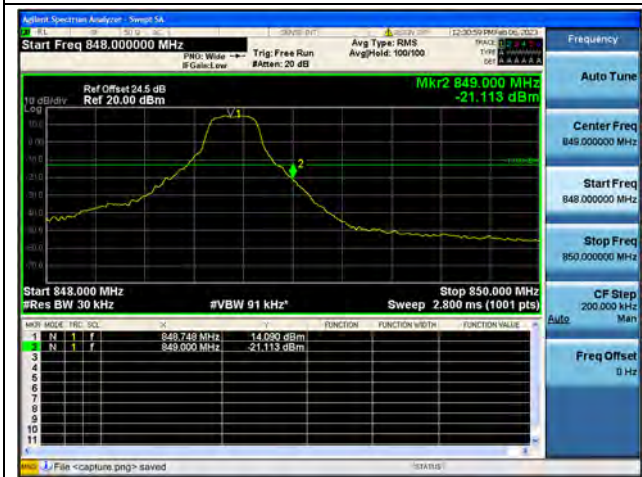
Band26Part22 / 1.4MHz / High CH / QPSK / FULL RB



Band26Part22 / 3MHz / Low CH / QPSK / 1 RB



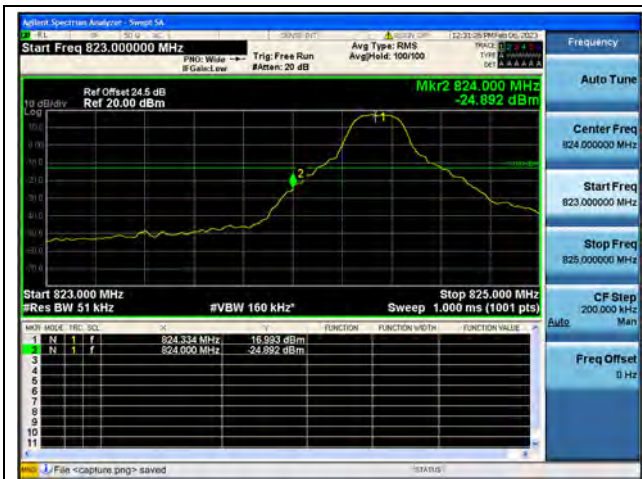
Band26Part22 / 3MHz / Low CH / QPSK / FULL RB



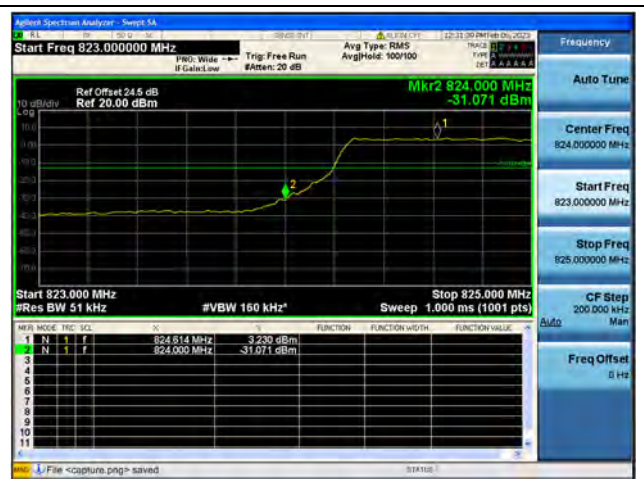
Band26Part22 / 3MHz / High CH / QPSK / 1 RB



Band26Part22 / 3MHz / High CH / QPSK / FULL RB



Band26Part22 / 5MHz / Low CH / QPSK / 1 RB



Band26Part22 / 5MHz / Low CH / QPSK / FULL RB



Band26Part22 / 5MHz / High CH / QPSK / 1 RB



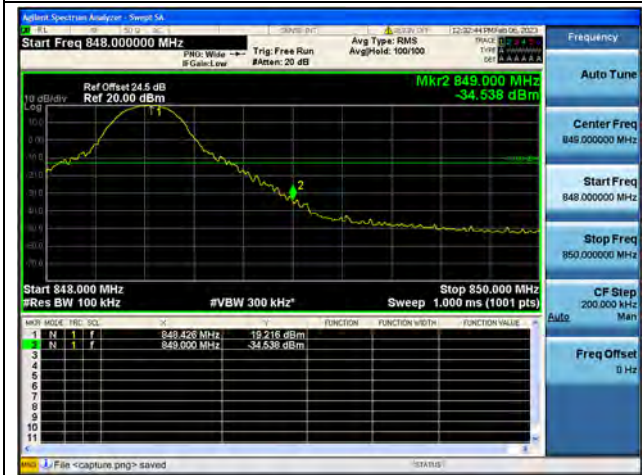
Band26Part22 / 5MHz / High CH / QPSK / FULL RB



Band26Part22 / 10MHz / Low CH / QPSK / 1 RB



Band26Part22 / 10MHz / Low CH / QPSK / FULL RB



Band26Part22 / 10MHz / High CH / QPSK / 1 RB



Band26Part22 / 10MHz / High CH / QPSK / FULL RB



Band26Part22 / 15MHz / Low CH / QPSK / 1 RB



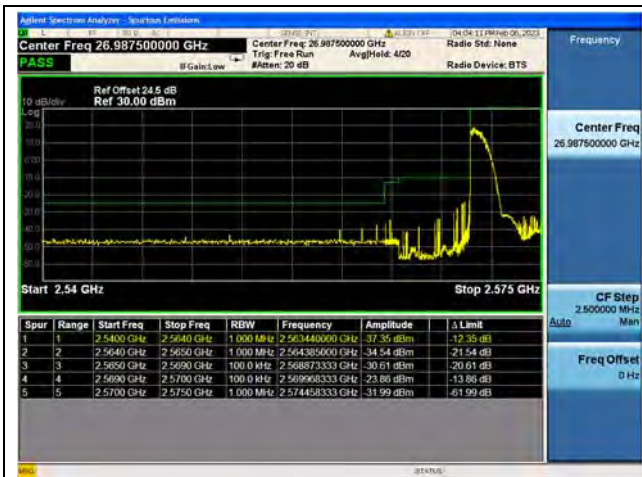
Band26Part22 / 15MHz / Low CH / QPSK / FULL RB



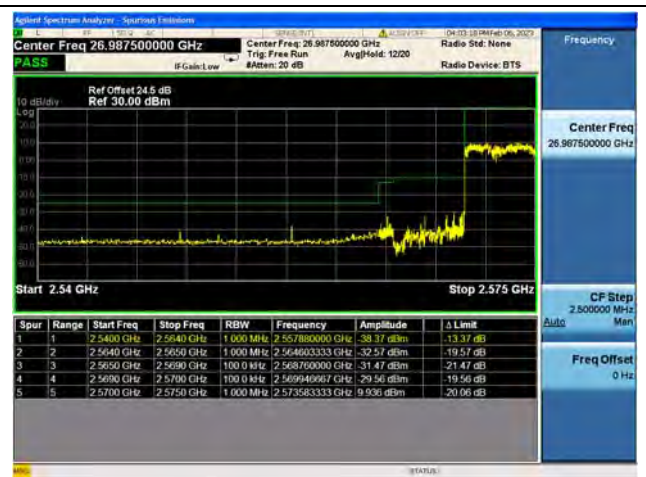
Band26Part22 / 15MHz / High CH / QPSK / 1 RB



Band26Part22 / 15MHz / High CH / QPSK / FULL RB



Band38 / 5MHz / Low CH / QPSK / 1 RB



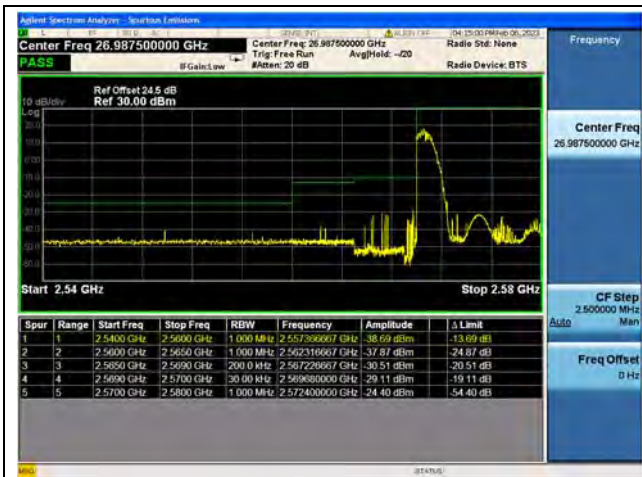
Band38 / 5MHz / Low CH / QPSK / FULL RB



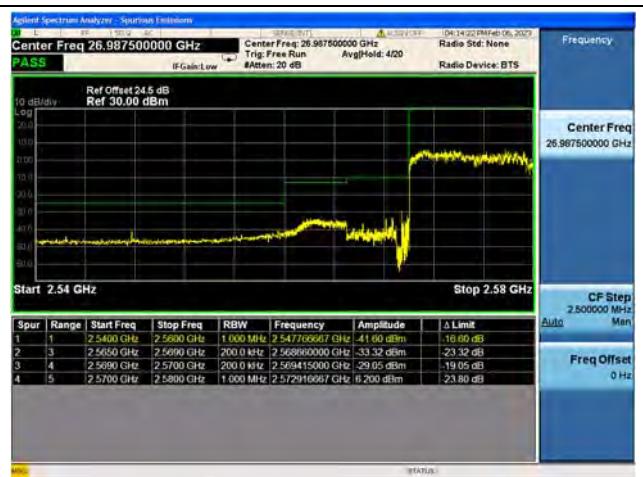
Band38 / 5MHz / High CH / QPSK / 1 RB



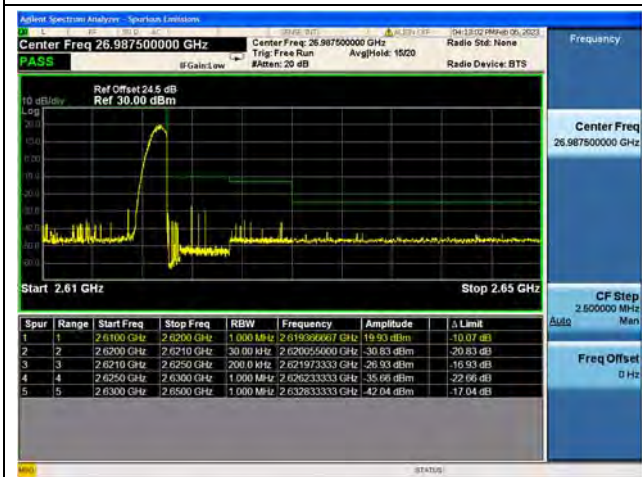
Band38 / 5MHz / High CH / QPSK / FULL RB



Band38 / 10MHz / Low CH / QPSK / 1 RB



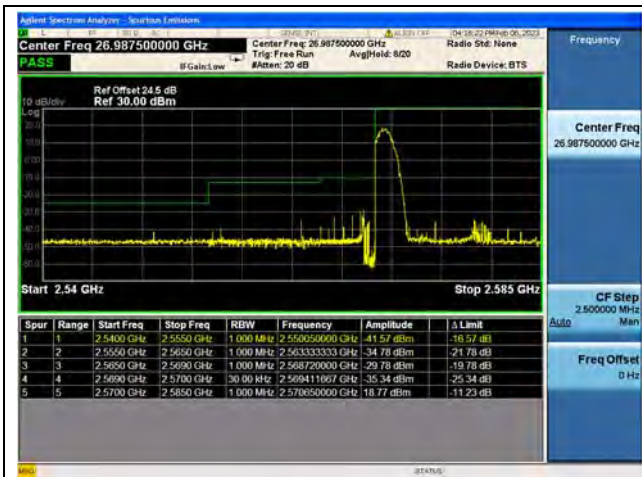
Band38 / 10MHz / Low CH / QPSK / FULL RB



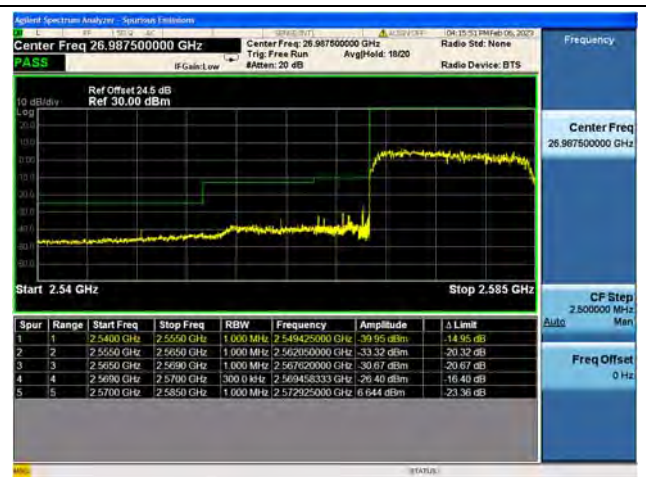
Band38 / 10MHz / High CH / QPSK / 1 RB



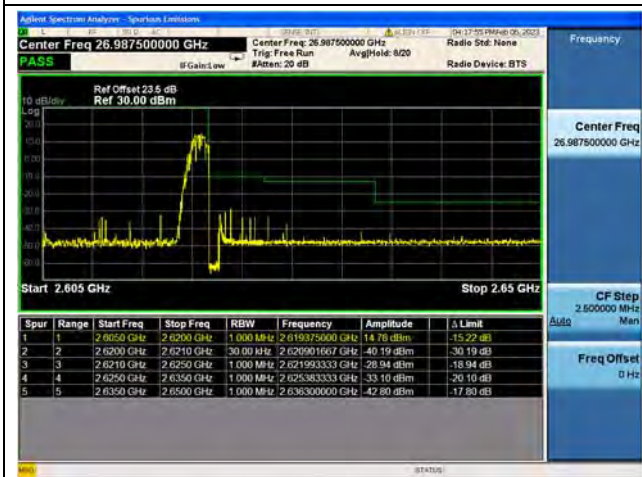
Band38 / 10MHz / High CH / QPSK / FULL RB



Band38 / 15MHz / Low CH / QPSK / 1 RB



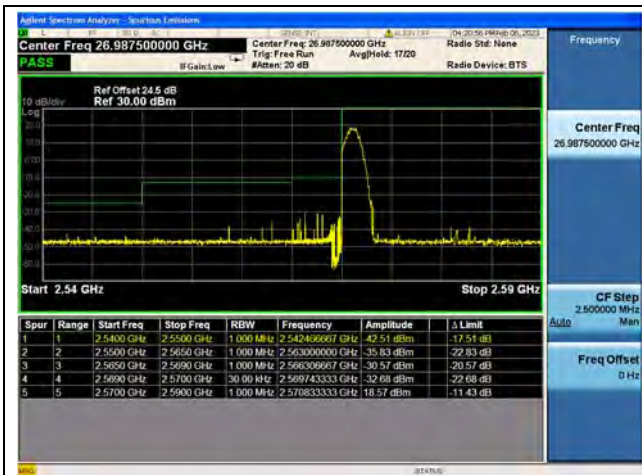
Band38 / 15MHz / Low CH / QPSK / FULL RB



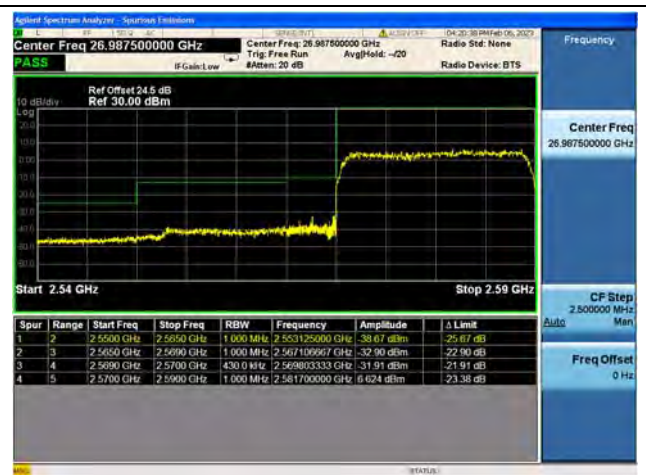
Band38 / 15MHz / High CH / QPSK / 1 RB



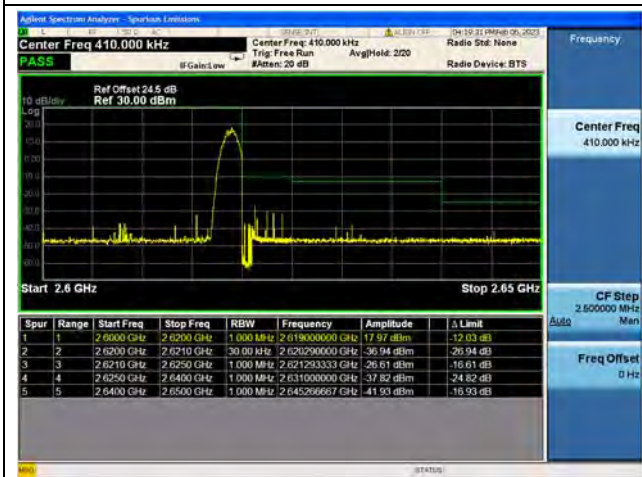
Band38 / 15MHz / High CH / QPSK / FULL RB



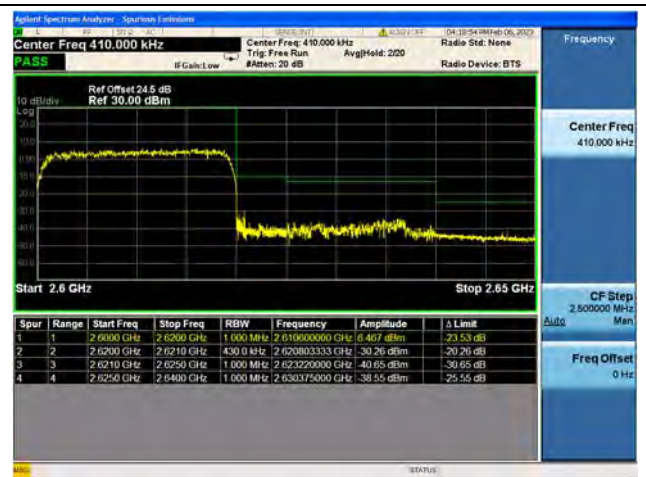
Band38 / 20MHz / Low CH / QPSK / 1 RB



Band38 / 20MHz / Low CH / QPSK / FULL RB



Band38 / 20MHz / High CH / QPSK / 1 RB



Band38 / 20MHz / High CH / QPSK / FULL RB