



SAR TEST REPORT

No. I21Z62312-SEM07

For

OnePlus Technology (Shenzhen) Co., Ltd.

Smart Phone

Model Name: GN2200

with

Hardware Version: 11

Software Version: GN2200_11_A.02

FCC ID: 2ABZ2-AA455

Issued Date: 2022-2-8

Note:

The test results in this test report relate only to the devices specified in this report. This report shall not be reproduced except in full without the written approval of CTTL.

The report must not be used by the client to claim product certification, approval, or endorsement by NVLAP, NIST, or any agency of the U.S.Government.

Test Laboratory:

CTTL, Telecommunication Technology Labs, CAICT

No. 51, Xueyuan Road, Haidian District, Beijing, P. R. China 100191.

Tel:+86(0)10-62304633-2512, Fax:+86(0)10-62304633-2504

Email: ctl_terminals@caict.ac.cn, website: www.caict.ac.cn

**REPORT HISTORY**

Report Number	Revision	Issue Date	Description
I21Z62312-SEM07	Rev.0	2022-1-21	Initial creation of test report
I21Z62312-SEM07	Rev.1	2022-2-8	Update the information on Page 7. Update the information on Page 34.

TABLE OF CONTENT

1 TEST LABORATORY	5
1.1 TESTING LOCATION	5
1.2 TESTING ENVIRONMENT.....	5
1.3 PROJECT DATA	5
1.4 SIGNATURE.....	5
2 STATEMENT OF COMPLIANCE	6
3 CLIENT INFORMATION	9
3.1 APPLICANT INFORMATION	9
3.2 MANUFACTURER INFORMATION	9
4 EQUIPMENT UNDER TEST (EUT) AND ANCILLARY EQUIPMENT (AE)	10
4.1 ABOUT EUT	10
4.2 INTERNAL IDENTIFICATION OF EUT USED DURING THE TEST	11
4.3 INTERNAL IDENTIFICATION OF AE USED DURING THE TEST	11
5 TEST METHODOLOGY	12
5.1 APPLICABLE LIMIT REGULATIONS	12
5.2 APPLICABLE MEASUREMENT STANDARDS.....	12
6 SMART TRANSMIT FEATURE FOR RF EXPOSURE COMPLIANCE	13
7 SPECIFIC ABSORPTION RATE (SAR).....	17
7.1 INTRODUCTION.....	17
7.2 SAR DEFINITION.....	17
8 TISSUE SIMULATING LIQUIDS	18
8.1 TARGETS FOR TISSUE SIMULATING LIQUID	18
8.2 DIELECTRIC PERFORMANCE	18
9 SYSTEM VERIFICATION	22
9.1 SYSTEM SETUP.....	22
9.2 SYSTEM VERIFICATION.....	23
10 MEASUREMENT PROCEDURES	24
10.1 TESTS TO BE PERFORMED	24
10.2 GENERAL MEASUREMENT PROCEDURE.....	26
10.3 WCDMA MEASUREMENT PROCEDURES FOR SAR	27
10.4 SAR MEASUREMENT FOR LTE.....	28
10.5 BLUETOOTH & WI-FI MEASUREMENT PROCEDURES FOR SAR	30
10.6 POWER DRIFT.....	30
11 AREA SCAN BASED 1-G SAR.....	31
11.1 REQUIREMENT OF KDB.....	31

11.2 FAST SAR ALGORITHMS.....	31
12 CONDUCTED OUTPUT POWER.....	32
12.1 GSM MEASUREMENT RESULT	33
12.2 WCDMA MEASUREMENT RESULT	44
12.3 LTE MEASUREMENT RESULT	55
LTE CARRIER AGGREGATION CONDUCTED POWER (UPLINK).....	228
12.4 NR 5G MEASUREMENT RESULT.....	236
12.5 WI-FI AND BT MEASUREMENT RESULT	257
13 SIMULTANEOUS TX SAR CONSIDERATIONS.....	262
13.1 TRANSMIT ANTENNA SEPARATION DISTANCES	262
13.2 SAR MEASUREMENT POSITIONS	263
13.3 STANDALONE SAR TEST EXCLUSION CONSIDERATIONS	263
14 EVALUATION OF SIMULTANEOUS.....	264
15 SAR TEST RESULT	265
15.1 SAR RESULTS FOR 2G/3G/4G	268
15.2 SAR RESULTS FOR 5G NR.....	280
15.3 SAR RESULTS FOR WLAN	284
15.4 SAR RESULTS FOR BT	290
15.5 SAR RESULTS FOR PHABLET	291
16 SAR MEASUREMENT VARIABILITY.....	294
17 MEASUREMENT UNCERTAINTY	298
17.1 MEASUREMENT UNCERTAINTY FOR NORMAL SAR TESTS (300MHZ~3GHZ)	298
17.2 MEASUREMENT UNCERTAINTY FOR NORMAL SAR TESTS (3~6GHZ)	299
17.3 MEASUREMENT UNCERTAINTY FOR FAST SAR TESTS (300MHZ~3GHZ)	300
17.4 MEASUREMENT UNCERTAINTY FOR FAST SAR TESTS (3~6GHZ).....	301
18 MAIN TEST INSTRUMENTS.....	303
APPENDIXES	304

1 Test Laboratory

1.1 Testing Location

Company Name:	CTTL(Shouxiang)
Address:	No. 51, Xueyuan Road, Haidian District, Beijing, P. R. China 100191.

1.2 Testing Environment

Temperature:	18°C~25°C,
Relative humidity:	30%~ 70%
Ground system resistance:	< 0.5 Ω
Ambient noise & Reflection:	< 0.012 W/kg

1.3 Project Data

Project Leader:	Qi Dianyuan
Test Engineer:	Lin Xiaojun
Testing Start Date:	December 6,2021
Testing End Date:	January 13,2022

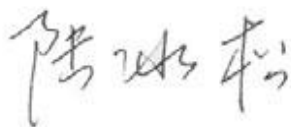
1.4 Signature



Yao Juming
(Prepared this test report)



Qi Dianyuan
(Reviewed this test report)



Lu Bingsong
Deputy Director of the laboratory
(Approved this test report)

2 Statement of Compliance

The maximum results of Specific Absorption Rate (SAR) found during testing for OnePlus Technology (Shenzhen) Co., Ltd. Smart Phone GN2200 is as follows:

Table 2.1: Highest Reported SAR (1g)

Mode		Antenna	Highest Reported SAR (1g)			
			1g SAR Head	1g SAR Hotspot	1g SAR Body-worn	10-g SAR Phablet
GSM	GSM 850	ANT1	0.93	0.21	0.21	/
	PCS 1900	ANT1	1.00	0.59	0.40	/
	GSM 850	ANT0	0.25	0.38	0.38	/
	PCS 1900	ANT0	0.04	0.46	0.27	/
WCDMA	UMTS FDD 2	ANT1	1.16	0.51	1.18	1.63
	UMTS FDD 4	ANT1	1.08	0.61	0.90	2.16
	UMTS FDD 5	ANT1	0.90	0.15	0.15	/
	UMTS FDD 2	ANT0	0.07	0.96	0.48	1.65
	UMTS FDD 4	ANT0	0.11	0.67	0.58	1.75
	UMTS FDD 5	ANT0	0.23	0.41	0.41	/
LTE	LTE Band 2	ANT1	1.16	0.64	0.66	1.95
	LTE Band 7	ANT1	0.79	0.87	0.52	2.01
	LTE Band 12	ANT1	0.64	0.18	0.18	/
	LTE Band 13	ANT1	0.34	0.09	0.09	/
	LTE Band 25	ANT1	1.00	0.75	0.91	1.96
	LTE Band 26	ANT1	0.60	0.11	0.11	/
	LTE Band 38	ANT1	0.51	0.35	0.17	/
	LTE Band 41-PC2	ANT1	0.18	0.17	0.32	/
	LTE Band 66	ANT1	1.14	0.73	0.57	2.45
	LTE Band 71	ANT1	0.28	0.13	0.13	/
	LTE Band 2	ANT0	0.06	0.86	0.34	1.63
	LTE Band 7	ANT0	0.05	0.55	0.55	/
	LTE Band 12	ANT0	0.14	0.19	0.19	/
	LTE Band 13	ANT0	0.01	0.02	0.02	/
	LTE Band 25	ANT0	0.07	0.53	0.34	/
	LTE Band 26	ANT0	0.27	0.37	0.37	/
	LTE Band 38	ANT0	0.03	0.25	0.25	/
	LTE Band 41-PC2	ANT0	0.18	0.72	0.72	/
	LTE Band 66	ANT0	0.07	0.49	0.44	/
	LTE Band 71	ANT0	0.09	0.40	0.40	/
	LTE Band 2	ANT4	0.03	0.04	0.04	/
	LTE Band 25	ANT4	0.02	0.05	0.05	/
	LTE Band 66	ANT4	0.03	0.04	0.04	/
	NR	N25	ANT1	1.04	0.33	0.80
N41		ANT1	0.77	0.74	0.45	2.53
N66		ANT1	1.11	0.23	0.73	2.75
N71		ANT1	0.70	0.27	0.27	/
N25		ANT0	0.10	0.66	0.43	/
N41		ANT0	0.55	0.79	0.79	2.15

	N66	ANT0	0.08	0.67	0.45	2.55
	N71	ANT0	0.19	0.30	0.30	/
	N25	ANT4	0.43	0.59	0.59	/
	N41	ANT4	0.92	0.34	0.69	2.78
	N66	ANT4	0.03	0.03	0.03	/
WLAN 2.4 GHz		ANT7	1.11	0.59	0.34	1.81
WLAN 5 GHz			1.14	1.16	1.12	0.66
BT			0.42	0.08	0.08	0.24

The SAR values found for the Mobile Phone are below the maximum recommended levels of 1.6 W/kg as averaged over any 1g tissue according to the ANSI C95.1-1992.

For body operation, this device has been tested and meets FCC RF exposure guidelines when used with any accessory that contains no metal and which provides a minimum separation distance of 10 mm between this device and the body of the user. Use of other accessories may not ensure compliance with FCC RF exposure guidelines.

The EUT battery must be fully charged and checked periodically during the test to ascertain uniform power output.

The measurement together with the test system set-up is described in annex C of this test report. A detailed description of the equipment under test can be found in chapter 4 of this test report. The highest reported SAR value is obtained at the case of **(Table 2.1)**, and the values are: **1.18 W/kg(1g)**.

Remark:

The device have similar frequency in some LTE bands : LTEB5/26,12/17,4/66, since the supported frequency spans for the smaller LTE bands are completely cover by the larger LTE bands and the channel bandwidth and other operating parameters for the smaller band be fully supported by the larger band, therefore, only larger LTE bands were required to be tested for SAR.

The device have similar frequency in some NR bands : N2/N25, since the supported frequency spans for the smaller MR bands are completely cover by the larger NR bands and the channel bandwidth and other operating parameters for the smaller band be fully supported by the larger band, therefore, only larger NR bands were required to be tested for SAR.

Table 2.2: The sum of SAR values for Main antenna + WiFi

	Position	Main antenna	WiFi	BT	Sum
Highest SAR value for Head	Left head, Tilt	0.74 (WCDMA850)	0.41 (WiFi5G)	0.39	1.54
Highest SAR value for Body	Top 10mm	0.87 (LTE B7)	0.59 (WiFi2.4G)	/	1.46

According to the above tables, the highest sum of reported SAR values is **1.54 W/kg (1g)**. The detail for simultaneous transmission consideration is described in chapter 14.

Table 2.4: The sum of SAR values for 10g extremity SAR

	Position	Main antenna	WiFi	Sum	Limited
10-g extremity SAR (Separation Distance 0mm)	Rear	2.15 (n41)	1.39 (WiFi2.4G)	3.54	4.0

Conclusion:

According to the above tables, the sum of reported SAR values is <1.6W/kg. So the simultaneous transmission SAR with volume scans is not required.

3 Client Information

3.1 Applicant Information

Company Name:	OnePlus Technology (Shenzhen) Co., Ltd.
Address/Post:	18C02, 18C03, 18C04 and 18C05, Shum Yip Terra Building, Binhe Avenue North, Futian District, Shenzhen
Contact Person:	Jathan.Liu
Contact Email:	jathan.liu@oneplus.com
Telephone:	86 755 61898696-7023
Fax	\

3.2 Manufacturer Information

Company Name:	OnePlus Technology (Shenzhen) Co., Ltd.
Address/Post:	18C02, 18C03, 18C04 and 18C05, Shum Yip Terra Building, Binhe Avenue North, Futian District, Shenzhen
Contact Person:	Jathan.Liu
Contact Email:	jathan.liu@oneplus.com
Telephone:	86 755 61898696-7023
Fax	\

4 Equipment Under Test (EUT) and Ancillary Equipment (AE)

4.1 About EUT

Description:	Smart Phone
Model name:	GN2200
Operating mode(s):	GSM850/900/1800/1900, WCDMA B1/B2/4/B5/B8 LTE Band1/2/3/4/5/7/8/12/13/17/20/25/26/28/38/39/41/66/71 5G NR N2/25/41/66/71 BT, Wi-Fi(2.4G), Wi-Fi(5G)
Tested Tx Frequency:	824 – 849 MHz (GSM 850)
	1850 – 1910 MHz (GSM 1900)
	824–849 MHz (WCDMA 850 Band V)
	1710 – 1755 MHz (WCDMA 1700 Band IV)
	1850–1910 MHz (WCDMA1900 Band II)
	1850 – 1910 MHz(LTE Band 2)
	2500 – 2570 MHz(LTE Band 7)
	699 – 716 MHz (LTE Band 12)
	777 –787 MHz (LTE Band 13)
	1850 – 1915 MHz (LTE Band 25)
	814 – 849 MHz (LTE Band 26)
	2570 – 2620 MHz (LTE Band 38)
	2496 – 2690 MHz (LTE Band 41)
	1710 – 1780 MHz (LTE Band 66)
	663 – 698 MHz (LTE Band 71)
	2412 – 2462 MHz (Wi-Fi 2.4G)
	5180 – 5240 MHz (Wi-Fi 5.2G)
	5260 – 5320 MHz (Wi-Fi 5.3G)
	5500 – 5720 MHz (Wi-Fi 5.5G)
	5745 – 5825 MHz (Wi-Fi 5.8G)
2400 – 2483.5 MHz (Bluetooth)	
1850 – 1915 MHz (n25)	
2496 – 2690 MHz (n41)	
1710– 1780 MHz (n66)	
663 – 698 MHz (n71)	
GPRS/EGPRS Multislot Class:	12
Test device production information:	Production unit
Device type:	Portable device
Antenna type:	Integrated antenna
Hotspot mode:	Support

4.2 Internal Identification of EUT used during the test

EUT ID*	IMEI	HW Version	SW Version
EUT1	866966050025068	11	GN2200_11_A.02
EUT2	866966050025431	11	GN2200_11_A.02
EUT3	866966050025555	11	GN2200_11_A.02
EUT4	866966050024855	11	GN2200_11_A.02
EUT5	866966050029458	11	GN2200_11_A.02
EUT6	866966050025381	11	GN2200_11_A.02

*EUT ID: is used to identify the test sample in the lab internally.

Note: It is performed to test SAR with the EUT1~4 and conducted power with the EUT5~6.

4.3 Internal Identification of AE used during the test

AE ID*	Description	Model	SN	Manufacturer
AE1	Battery	BLP907	\	\

*AE ID: is used to identify the test sample in the lab internally.

5 TEST METHODOLOGY

5.1 Applicable Limit Regulations

ANSI C95.1–1992:IEEE Standard for Safety Levels with Respect to Human Exposure to Radio Frequency Electromagnetic Fields, 3 kHz to 300 GHz.

It specifies the maximum exposure limit of **1.6 W/kg** as averaged over any 1 gram of tissue for portable devices being used within 20 cm of the user in the uncontrolled environment.

5.2 Applicable Measurement Standards

IEEE 1528–2013: Recommended Practice for Determining the Peak Spatial-Average Specific Absorption Rate (SAR) in the Human Head from Wireless Communications Devices: Measurement Techniques.

KDB447498 D01: General RF Exposure Guidance v06: Mobile and Portable Devices RF Exposure Procedures and Equipment Authorization Policies.

KDB648474 D04 Handset SAR v01r03: SAR Evaluation Considerations for Wireless Handsets.

KDB941225 D01 SAR test for 3G devices v03r01: SAR Measurement Procedures for 3G Devices

KDB941225 D05 SAR for LTE Devices v02r05: SAR Evaluation Considerations for LTE Devices

KDB941225 D06 Hotspot Mode SAR v02r01: SAR Evaluation Procedures for Portable Devices with Wireless Router Capabilities

KDB248227 D01 802.11 Wi-Fi SAR v02r02: SAR GUIDANCE FOR IEEE 802.11 (Wi-Fi) TRANSMITTERS

KDB865664 D01 SAR measurement 100 MHz to 6 GHz v01r04: SAR Measurement Requirements for 100 MHz to 6 GHz.

KDB865664 D02 RF Exposure Reporting v01r02: RF Exposure Compliance Reporting and Documentation Considerations

TCB Workshop Nov 2017:RF Exposure Procedures (Carrier Aggregation SAR)

TCB Workshop Nov 2019:RF Exposure Policy Updates (5G NR NSA Sub 6G SAR)

6 Smart Transmit feature for RF Exposure compliance

The FCC RF exposure limit is defined based on time-averaged RF exposure. The product implements Qualcomm Smart Transmit feature which controls the instantaneous transmitting power for WWAN transmitter to ensure the product in compliance with FCC RF exposure limit over a defined time window for SAR (transmit frequency \leq 6GHz). To control and manage transmitting power in real time and to ensure at all times the time-averaged RF exposure is compliant to the regulation requirement.

The purpose of the Part 1 test in this report is to demonstrate that the device meets the FCC SAR limits when transmitting in static transmission scenario at maximum allowable time-averaged power levels. The parameters obtained from SAR characterization (referred to as SAR char, respectively) will be used as input for Smart Transmit. SAR char will be entered via the Embedded File System (EFS) to enable the Smart Transmit Feature.

WLAN/BT operations are not enabled with Smart Transmit.

Term	Description
P_{limit}	The time-averaged RF power which corresponds to SAR_design_target.
P_{max}	Maximum target power level
SAR_design_target:	The design target for SAR compliance. It should be less than regulatory power density limit to account for all device design related uncertainties.
SAR Char	P_{limit} for all the technologies/bands for all applicable DSI

Smart Transmit allows the device to transmit at higher power instantaneously, as high as P_{max} , when needed, but enforces power limiting to maintain time-averaged transmit power to P_{limit} . Below table shows P_{limit} EFS settings and maximum tune up output power P_{max} configured for this EUT for various transmit conditions (Device State Index DSI).

DSI and Corresponding Exposure Scenarios

Scenario	Description
DSI 0	P_{max}
DSI 5	Receiver on(Standalone)
DSI 4	Receiver off(Standalone)
DSI 10	Receiver on (WWAN+WLAN/BT)
DSI 9	Receiver off(WWAN+WLAN/BT)
DSI 19	Hotspot on
DSI 1	Sensor on ANT1(Standalone)
DSI 2	Sensor on ANT0(Standalone)
DSI 6	Sensor on ANT1(WWAN+WLAN/BT)
DSI 7	Sensor on ANT0(WWAN+WLAN/BT)

<P_{limit} for supported technologies and bands (P_{limit} in EFS file)>

DS1	0	1	2	4	5	6	7	9	10	19
Band	Antenna	Tx power (dBm)	Tx power (dBm)	Tx power (dBm)	Tx power (dBm)	Tx power (dBm)	Tx power (dBm)	Tx power (dBm)	Tx power (dBm)	Tx power (dBm)
GSM_R850	1	32.5	32.5	32.5	32.5	32.5	32.5	32.5	32.5	32.5
GSM_R1900	1	29.8	29.8	29.8	28.5	25	27	29.8	26.5	23
WCDMA_B2	1	23.8	18.8	23.8	21.8	15.8	16.8	19.8	15.8	17.3
WCDMA_B4	1	23.8	20.8	23.8	22.8	16.8	18.8	23.8	19.8	18.3
WCDMA_B5	1	24	24	24	24	23	24	24	24	24
LTE_B2	1	23.8	20.8	23.8	22.8	16.8	18.8	23.8	20.8	14.3
LTE_B4	1	23.8	21.8	23.8	23.8	16.3	19.3	23.8	21.3	15.3
LTE_B7	1	22.8	22.8	22.8	22.8	16.8	20.8	22.8	21.8	14.8
LTE_B12	1	24	24	24	24	24	24	24	24	24
LTE_B13	1	23.5	23.5	23.5	23.5	23.5	23.5	23.5	23.5	23.5
LTE_B17	1	24	24	24	24	24	24	24	24	24
LTE_B25	1	23.8	20.8	23.8	22.8	15.8	18.8	23.8	19.8	14.3
LTE_B26	1	24	24	24	24	24	24	24	24	24
LTE_B38	1	23	23	23	23	18	23	23	22	16
LTE_B41	1	26	26	26	26	16.6	24.5	26	20.9	14.9
LTE_B66	1	23.8	21.8	23.8	23.8	16.3	19.3	23.8	21.3	15.3
LTE_B71	1	24	24	24	24	22.5	24	24	24	24
NRSG_N2	1	23.8	20.8	23.8	22.8	15.3	18.8	23.8	19.8	12.8
NRSG_N25	1	23.8	20.8	23.8	22.8	15.3	18.8	23.8	19.8	12.8
NRSG_N41	1	26	22.5	26	24	16	21	26	22	15
NRSG_N66	1	23.8	21.3	23.8	22.3	15.8	20.3	23.8	19.8	13.8
NRSG_N71	1	24	24	24	24	24	24	24	24	24
GSM_R850	0	32.5	32.5	32.5	32.5	32.5	32.5	32.5	32.5	32.5
GSM_R1900	0	29.8	29.8	29.8	29.8	29.8	29.8	29.8	29.8	29
WCDMA_B2	0	23.8	23.8	21.8	23.8	23.8	23.8	19.8	33.3	23.8
WCDMA_B4	0	23.8	23.8	22.3	23.8	23.8	23.8	21.3	33.3	23.8
WCDMA_B5	0	24	24	24	24	24	24	24	24	24
LTE_B2	0	23.8	23.8	22.8	23.8	23.8	23.8	20.3	23.8	20.8
LTE_B4	0	23.8	23.8	23.8	23.8	23.8	23.8	23.8	21.3	23.8
LTE_B7	0	22.8	22.8	22.8	22.8	22.8	22.8	22.8	22.8	22.8
LTE_B12	0	24	24	24	24	24	24	24	24	24
LTE_B13	0	23.5	23.5	23.5	23.5	23.5	23.5	23.5	23.5	23.5
LTE_B17	0	24	24	24	24	24	24	24	24	24
LTE_B25	0	23.8	23.8	23.8	23.8	23.8	23.8	23.8	23.8	20.3
LTE_B26	0	24	24	24	24	24	24	24	24	24
LTE_B38	0	23	23	23	23	23	23	23	23	23
LTE_B41	0	26	26	26	26	26	26	26	26	26
LTE_B66	0	23.8	23.8	23.8	23.8	23.8	23.8	23.8	33.3	23.8
LTE_B71	0	24	24	24	24	24	24	24	24	24
NRSG_N2	0	23.8	23.8	23.8	23.8	23.8	23.8	23.8	23.8	21.8
NRSG_N25	0	23.8	23.8	23.8	23.8	23.8	23.8	23.8	23.8	21.8
NRSG_N41	0	26	26	23.5	26	26	26	26	23.0	23.5
NRSG_N66	0	23.8	23.8	23.8	23.8	23.8	23.8	23.8	33.3	23.8
NRSG_N71	0	24	24	24	24	24	24	24	24	24
LTE_B2	4	23.1	23.1	23.1	23.1	23.1	23.1	23.1	23.1	23.1
LTE_B25	4	23.1	23.1	23.1	23.1	23.1	23.1	23.1	23.1	23.1
LTE_B66	4	23.2	23.2	23.2	23.2	23.2	23.2	23.2	23.2	23.2
NRSG_N2	4	23.1	23.1	23.1	23.1	23.1	23.1	23.1	23.1	23.1
NRSG_N25	4	23.1	23.1	23.1	23.1	23.1	23.1	23.1	23.1	23.1
NRSG_N66	4	23.2	23.2	23.2	23.2	23.2	23.2	23.2	23.2	23.2
NRSG_N41	4	25.1	24	24	25.1	19.6	20.5	20.5	21.6	17.6

*P_{max} is used for RF tune up procedure. The maximum allowed output power for 2/3/4G is equal to P_{max} + 1dB uncertainty.

*P_{max} is used for RF tune up procedure. The maximum allowed output power for NR is equal to P_{max} + 1.2dB uncertainty.

**All P_{limit} power levels entered in the Table correspond to average power levels after accounting for duty cycle in the case TDD modulation schemes (for e.g., GSM & LTE TDD & NR TDD).

The max allowed output power is the P_{limit} + 1/1.2dB device uncertainty, and if P_{limit} is higher than P_{max}, the device output power will be P_{max} instead.

5G NR + LTE + WLAN + BT Sim-Tx analysis:

In 5G NR + LTE + WLAN + BT simultaneous transmission, 5G NR and LTE transmission are managed and controlled by Qualcomm® Smart Transmit, while the RF exposure from WLAN and BT radios is managed using legacy approach, i.e., through a fixed power back-off if needed.

Since WLAN and BT do not employ time-averaging, 1gSAR and 10gSAR measurement for WLAN and BT need to be conducted at their corresponding rated power following current FCC test procedures to determine reported SAR values.

Smart Transmit current implementation assumes hotspots from 5G NR and LTE are collocated. Therefore, for a total of 100% exposure margin, if LTE uses x%, then the exposure margin left for 5G NR is capped to (100-x)%. Thus, the compliance equation for LTE + 5G NR is

$$x\% * A + (100-x)\% * B \leq 1.0,$$

Where, A is normalized reported time-averaged SAR exposure ratio from LTE, and $A \leq 1.0$; B is normalized reported time-averaged exposure ratio from 5G NR (i.e., PD exposure for mmW NR or SAR exposure for sub6 NR), and $B \leq 1.0$.

Let C = normalized reported SAR exposure ratio from WLAN+BT, then for compliance,

$$x\% * A + (100-x)\% * B + C \leq 1.0 \quad (1)$$

$$x\% * A + (100-x)\% * B \leq x\% * \max(A, B) + (100-x)\% * \max(A, B) \leq \max(A, B)$$

$$x\% * A + (100-x)\% * B + C \leq \max(A, B) + C \leq 1.0 \quad (2)$$

if $A + C \leq 1.0$ and $B + C \leq 1.0$ can be proven, then “ $x\% * A + (100-x)\% * B + C \leq 1.0$ ” . Therefore simultaneous transmission analysis for 5G NR + LTE + WLAN + BT can be performed in two steps

Step 1: Prove total exposure ratio (TER) of LTE + WLAN + BT < 1

Step 2: Prove total exposure ratio (TER) of 5G NR + WLAN + BT < 1

Step 1: it's justified in Part 1 SAR report

Step 2: it's justified in section 12.1

During TER analysis, the reported time-averaged PD (assuming input.power.limit for at least one beam < NV setting Pmax) applies only to the worst-surface of the device. For other surfaces, worst-case PD needs to be calculated to assess TER for the corresponding surface. To determine worst-case PD for other surfaces, using simulation results

1. Calculate ratio of simulated PD for desired surface to simulated PD of worst surface for a given beam
2. Repeat 1 to obtain ratios for all supported beams, and determine maximum ratio
3. Repeat 1~2 to obtain the corresponding worst-case PD for rest of surfaces (non worst-case surfaces) needed for TER analysis.

For example, if the back surface of device has highest PD and is determined as worst-surface, then,

- **Back_surface_worst-case_PD = reported time-averaged PD**
where, **reported time-averaged PD** = PD_design_target + mmW device design related uncertainty
- **For other surfaces**
 - **front_surface_worst-case_PD = PD_ratio_front_to_back * reported timeaveraged PD**
where, PD_ratio_front_to_back = $\max \left\{ \frac{\text{simulated } PD_{\text{front}(i)}}{\text{simulated } P_{\text{back}(i)}}, \text{beam } i = 1, 2 \dots N \right\}$, N= total N beams (all beams) supported by the mmW module being evaluated being evaluated.
 - Follow similar approach to determine worst-case PD for bottom/top/left/right (if applicable).
- **For body-worn and hotspot scenario, if SAR was measured at 15mm and 10mm, respectively, then the worst-case PD at 15mm and 10mm separation distance should be determined per surface as**
 - **15mm_worst-case_PD = PD_ratio_15mm_to_0mm * reported timeaveraged PD**
Here, PD_ratio_15 mm _to_0mm = $\max \left\{ \frac{\text{simulated } Pd \text{ at } 15 \text{ mm } (i)}{\text{simulated } PD \text{ at } 0 \text{ mm } (i)}, \text{beam } i = 1, 2 \dots N \right\}$, , N = total number of beams (all beams) supported by the mmW module being evaluated.
 - **10mm_worst-case_PD = PD_ratio_10mm_to_0mm * reported timeaveraged PD**
Here, PD_ratio_15 mm _to_0mm = $\max \left\{ \frac{\text{simulated } Pd \text{ at } 10 \text{ mm } (i)}{\text{simulated } PD \text{ at } 0 \text{ mm } (i)}, \text{beam } i = 1, 2 \dots N \right\}$, , N = total number of beams (all beams) supported by the mmW module being evaluated.
 - Note the validated model/simulation should be used in worst-case PD determination.

7 Specific Absorption Rate (SAR)

7.1 Introduction

SAR is related to the rate at which energy is absorbed per unit mass in an object exposed to a radio field. The SAR distribution in a biological body is complicated and is usually carried out by experimental techniques or numerical modeling. The standard recommends limits for two tiers of groups, occupational/controlled and general population/uncontrolled, based on a person's awareness and ability to exercise control over his or her exposure. In general, occupational/controlled exposure limits are higher than the limits for general population/uncontrolled.

7.2 SAR Definition

The SAR definition is the time derivative (rate) of the incremental energy (dW) absorbed by (dissipated in) an incremental mass (dm) contained in a volume element (dv) of a given density (ρ). The equation description is as below:

$$SAR = \frac{d}{dt} \left(\frac{dW}{dm} \right) = \frac{d}{dt} \left(\frac{dW}{\rho dv} \right)$$

SAR is expressed in units of Watts per kilogram (W/kg)

SAR measurement can be either related to the temperature elevation in tissue by

$$SAR = c \left(\frac{\delta T}{\delta t} \right)$$

Where: C is the specific heat capacity, δT is the temperature rise and δt is the exposure duration, or related to the electrical field in the tissue by

$$SAR = \frac{\sigma |E|^2}{\rho}$$

Where: σ is the conductivity of the tissue, ρ is the mass density of tissue and E is the RMS electrical field strength.

However for evaluating SAR of low power transmitter, electrical field measurement is typically applied.

8 Tissue Simulating Liquids

8.1 Targets for tissue simulating liquid

Table 8.1: Targets for tissue simulating liquid

Frequency(MHz)	Liquid Type	Conductivity(σ)	$\pm 10\%$ Range	Permittivity(ϵ)	$\pm 10\%$ Range
750	Head	0.89	0.80~0.98	41.94	37.75~46.13
835	Head	0.90	0.81~0.99	41.5	37.35~45.65
1750	Head	1.40	1.26~1.54	40.0	36~44
1900	Head	1.40	1.26~1.54	40.0	36~44
2450	Head	1.80	1.62~1.98	39.2	35.28~43.12
2600	Head	1.96	1.76~2.16	39.01	35.11~42.91


Frequency(MHz)	Liquid Type	Conductivity(σ)	$\pm 5\%$ Range	Permittivity(ϵ)	$\pm 5\%$ Range
5250	Head	4.71	4.47~4.95	35.93	34.13~37.73
5600	Head	5.07	4.82~5.32	35.53	33.8~37.3
5750	Head	5.22	4.96~5.48	35.36	33.59~37.13

8.2 Dielectric Performance


Table 8.2: Dielectric Performance of Tissue Simulating Liquid

Measurement Date yyyy/mm/dd	Frequency	Type	Permittivity ϵ	Drift (%)	Conductivity σ (S/m)	Drift (%)
2021/12/7	750MHz	Head	44.32	5.67	0.8738	-1.82
2021/12/28	750MHz	Head	44.14	5.25	0.841	-5.51
2021/12/6	835 MHz	Head	43.98	5.98	0.873	-3.00
2021/12/18	1750MHz	Head	41.71	4.07	1.367	-0.22
2021/12/9	1750MHz	Head	41.54	3.64	1.372	0.15
2021/12/15	1750MHz	Head	41.45	3.42	1.331	-2.85
2022/1/13	1900 MHz	Head	41.35	3.38	1.472	5.14
2021/12/23	1900 MHz	Head	41.4	3.50	1.462	4.43
2022/1/9	1900 MHz	Head	41.185	2.96	1.478	5.57
2021/12/14	1900 MHz	Head	41.019	2.55	1.482	5.86
2022/1/4	2450 MHz	Head	41.28	5.31	1.929	7.17
2021/12/19	2600 MHz	Head	39.97	2.46	2.021	3.11
2022/1/3	2600 MHz	Head	39.809	2.05	2.029	3.52
2021/12/17	2600 MHz	Head	40.35	3.44	1.976	0.82
2022/1/8	5250 MHz	Head	35.31	-1.73	4.862	3.23
2022/1/9	5600 MHz	Head	34.6	-2.62	5.26	3.75
2022/1/10	5750 MHz	Head	34.25	-3.14	5.436	4.14


Note: The liquid temperature is 22.0°C



Picture 8-1 Liquid depth in the Head Phantom (750MHz)




Picture 8-2 Liquid depth in the Head Phantom (835 MHz)



Picture 8-3 Liquid depth in the Head Phantom (1900 MHz)



Picture 8-4 Liquid depth in the Head Phantom (2450MHz)



Picture 8-5 Liquid depth in the Head Phantom (2600 MHz)

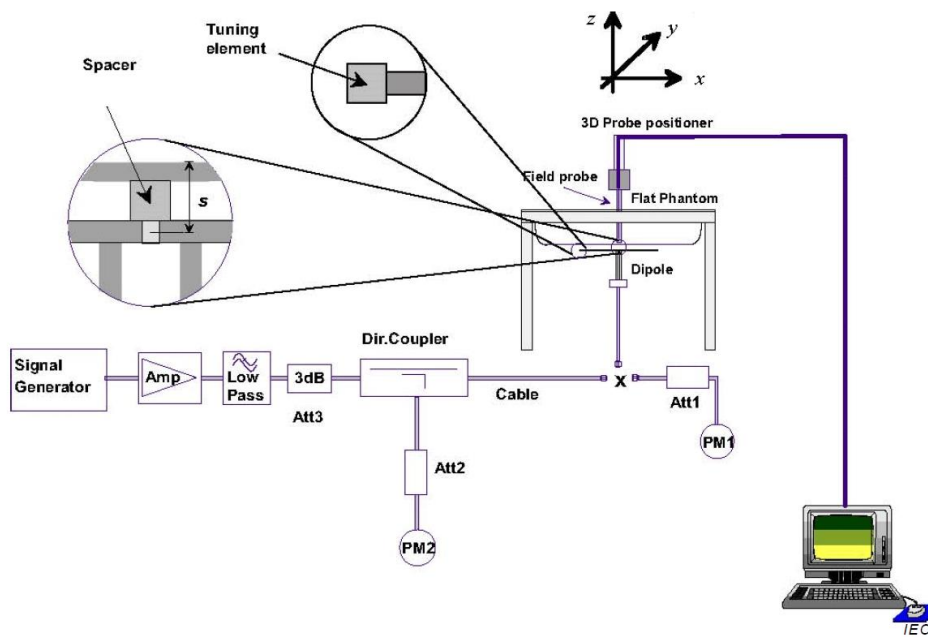


Picture 8-6 Liquid depth in the Head Phantom (5GHz)

9 System verification

9.1 System Setup

In the simplified setup for system evaluation, the DUT is replaced by a calibrated dipole and the power source is replaced by a continuous wave that comes from a signal generator. The calibrated dipole must be placed beneath the flat phantom section of the SAM twin phantom with the correct distance holder. The distance holder should touch the phantom surface with a light pressure at the reference marking and be oriented parallel to the long side of the phantom. The equipment setup is shown below:



Picture 9-1 System Setup for System Evaluation



Picture 9-2 Photo of Dipole Setup

9.2 System Verification

SAR system verification is required to confirm measurement accuracy, according to the tissue dielectric media, probe calibration points and other system operating parameters required for measuring the SAR of a test device. The system verification must be performed for each frequency band and within the valid range of each probe calibration point required for testing the device.

The system verification results are required that the area scan estimated 1-g SAR is within 3% of the zoom scan 1-g SAR. The details are presented in annex B.

Table 9.1: System Verification of Head

Measurement Date (yyyy-mm-dd)	Frequency	Target value (W/kg)		Measured value(W/kg)		Deviation	
		10 g Average	1 g Average	10 g Average	1 g Average	10 g Average	1 g Average
2021/12/7	750MHz	5.65	8.68	5.80	8.72	2.65%	0.46%
2021/12/28	750MHz	5.65	8.68	5.48	8.20	-3.01%	-5.53%
2021/12/6	835 MHz	6.24	9.63	6.72	10.24	7.69%	6.33%
2021/12/18	1750MHz	19.4	36.9	20.1	37.9	3.51%	2.66%
2021/12/15	1750MHz	19.4	36.9	20.0	37.7	3.09%	2.11%
2021/12/9	1750MHz	19.4	36.9	20.0	37.7	3.09%	2.22%
2022/1/13	1900 MHz	20.9	40.1	21.4	40.4	2.58%	0.75%
2021/12/23	1900 MHz	20.9	40.1	19.7	38.8	-5.84%	-3.34%
2021/12/14	1900 MHz	20.9	40.1	19.8	37.9	-5.07%	-5.44%
2022/1/9	1900 MHz	20.9	40.1	21.2	40.4	1.24%	0.75%
2022/1/4	2450 MHz	24.9	53.3	25.2	54.8	1.04%	2.81%
2021/12/19	2600 MHz	25.5	57.1	24.5	55.2	-4.00%	-3.33%
2021/12/17	2600 MHz	25.5	57.1	23.7	56.0	-6.98%	-1.93%
2022/1/3	2600 MHz	25.5	57.1	25.5	58.8	-0.08%	2.98%
2022/1/8	5250 MHz	22.7	79.5	22.6	76.0	-0.44%	-4.40%
2022/1/9	5600 MHz	23.7	83.8	23.5	87.9	-0.84%	4.89%
2022/1/10	5750 MHz	22.7	81.0	23.2	84.2	2.20%	3.95%

10 Measurement Procedures

10.1 Tests to be performed

In order to determine the highest value of the peak spatial-average SAR of a handset, all device positions, configurations and operational modes shall be tested for each frequency band according to steps 1 to 3 below. A flowchart of the test process is shown in picture 9.1.

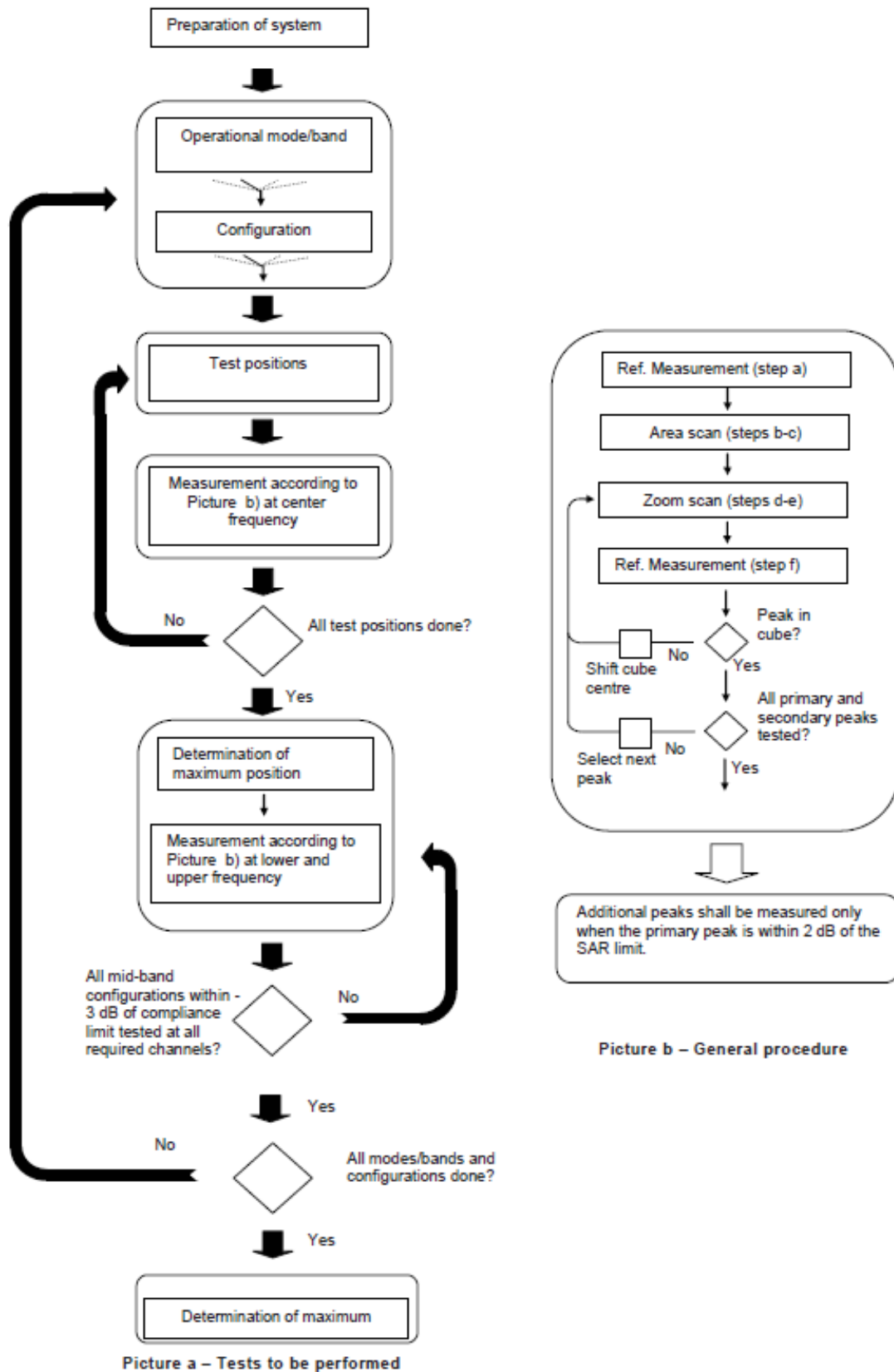
Step 1: The tests described in 9.2 shall be performed at the channel that is closest to the centre of the transmit frequency band (f_c) for:

- a) all device positions (cheek and tilt, for both left and right sides of the SAM phantom, as described in annex D),
- b) all configurations for each device position in a), e.g., antenna extended and retracted, and
- c) all operational modes, e.g., analogue and digital, for each device position in a) and configuration in b) in each frequency band.

If more than three frequencies need to be tested according to 11.1 (i.e., $N_c > 3$), then all frequencies, configurations and modes shall be tested for all of the above test conditions.

Step 2: For the condition providing highest peak spatial-average SAR determined in Step 1, perform all tests described in 9.2 at all other test frequencies, i.e., lowest and highest frequencies. In addition, for all other conditions (device position, configuration and operational mode) where the peak spatial-average SAR value determined in Step 1 is within 3 dB of the applicable SAR limit, it is recommended that all other test frequencies shall be tested as well.

Step 3: Examine all data to determine the highest value of the peak spatial-average SAR found in Steps 1 to 2.



Picture 10-1 Block diagram of the tests to be performed

10.2 General Measurement Procedure

The area and zoom scan resolutions specified in the table below must be applied to the SAR measurements and fully documented in SAR reports to qualify for TCB approval. Probe boundary effect error compensation is required for measurements with the probe tip closer than half a probe tip diameter to the phantom surface. Both the probe tip diameter and sensor offset distance must satisfy measurement protocols; to ensure probe boundary effect errors are minimized and the higher fields closest to the phantom surface can be correctly measured and extrapolated to the phantom surface for computing 1-g SAR. Tolerances of the post-processing algorithms must be verified by the test laboratory for the scan resolutions used in the SAR measurements, according to the reference distribution functions specified in IEEE Std 1528-2003. The results should be documented as part of the system validation records and may be requested to support test results when all the measurement parameters in the following table are not satisfied.

		≤ 3 GHz	> 3 GHz
Maximum distance from closest measurement point (geometric center of probe sensors) to phantom surface		5 ± 1 mm	$\frac{1}{2} \cdot \delta \cdot \ln(2) \pm 0.5$ mm
Maximum probe angle from probe axis to phantom surface normal at the measurement location		$30^\circ \pm 1^\circ$	$20^\circ \pm 1^\circ$
Maximum area scan spatial resolution: Δx_{Area} , Δy_{Area}		≤ 2 GHz: ≤ 15 mm 2 – 3 GHz: ≤ 12 mm	3 – 4 GHz: ≤ 12 mm 4 – 6 GHz: ≤ 10 mm
		When the x or y dimension of the test device, in the measurement plane orientation, is smaller than the above, the measurement resolution must be \leq the corresponding x or y dimension of the test device with at least one measurement point on the test device.	
Maximum zoom scan spatial resolution: Δx_{Zoom} , Δy_{Zoom}		≤ 2 GHz: ≤ 8 mm 2 – 3 GHz: ≤ 5 mm*	3 – 4 GHz: ≤ 5 mm* 4 – 6 GHz: ≤ 4 mm*
Maximum zoom scan spatial resolution, normal to phantom surface	uniform grid: $\Delta z_{Zoom}(n)$	≤ 5 mm	3 – 4 GHz: ≤ 4 mm 4 – 5 GHz: ≤ 3 mm 5 – 6 GHz: ≤ 2 mm
	graded grid	$\Delta z_{Zoom}(1)$: between 1 st two points closest to phantom surface	≤ 4 mm
		$\Delta z_{Zoom}(n>1)$: between subsequent points	$\leq 1.5 \cdot \Delta z_{Zoom}(n-1)$
Minimum zoom scan volume	x, y, z	≥ 30 mm	3 – 4 GHz: ≥ 28 mm 4 – 5 GHz: ≥ 25 mm 5 – 6 GHz: ≥ 22 mm
Note: δ is the penetration depth of a plane-wave at normal incidence to the tissue medium; see draft standard IEEE P1528-2011 for details. * When zoom scan is required and the <i>reported</i> SAR from the area scan based 1-g SAR estimation procedures of KDB 447498 is ≤ 1.4 W/kg, ≤ 8 mm, ≤ 7 mm and ≤ 5 mm zoom scan resolution may be applied, respectively, for 2 GHz to 3 GHz, 3 GHz to 4 GHz and 4 GHz to 6 GHz.			

10.3 WCDMA Measurement Procedures for SAR

The following procedures are applicable to WCDMA handsets operating under 3GPP Release99, Release 5 and Release 6. The default test configuration is to measure SAR with an established radio link between the DUT and a communication test set using a 12.2kbps RMC (reference measurement channel) configured in Test Loop Mode 1. SAR is selectively confirmed for other physical channel configurations (DPCCH & DPDCH_n), HSDPA and HSPA (HSUPA/HSDPA) modes according to output power, exposure conditions and device operating capabilities. Both uplink and downlink should be configured with the same RMC or AMR, when required. SAR for Release 5 HSDPA and Release 6 HSPA are measured using the applicable FRC (fixed reference channel) and E-DCH reference channel configurations. Maximum output power is verified according to applicable versions of 3GPP TS 34.121 and SAR must be measured according to these maximum output conditions. When Maximum Power Reduction (MPR) is not implemented according to Cubic Metric (CM) requirements for Release 6 HSPA, the following procedures do not apply.

For Release 5 HSDPA Data Devices:

Sub-test	β_c	β_d	β_d (SF)	β_c / β_d	β_{hs}	CM/dB
1	2/15	15/15	64	2/15	4/15	0.0
2	12/15	15/15	64	12/15	24/25	1.0
3	15/15	8/15	64	15/8	30/15	1.5
4	15/15	4/15	64	15/4	30/15	1.5

For Release 6 HSPA Data Devices

Sub-test	β_c	β_d	β_d (SF)	β_c / β_d	β_{hs}	β_{ec}	β_{ed}	β_{ed} (SF)	β_{ed} (codes)	CM (dB)	MPR (dB)	AG Index	E-TFCI
1	11/15	15/15	64	11/15	22/15	209/225	1039/225	4	1	1.5	1.5	20	75
2	6/15	15/15	64	6/15	12/15	12/15	12/15	4	1	1.5	1.5	12	67
3	15/15	9/15	64	15/9	30/15	30/15	$\beta_{ed1} : 47/15$ $\beta_{ed2} : 47/15$	4	2	1.5	1.5	15	92
4	2/15	15/15	64	2/15	4/15	4/15	56/75	4	1	1.5	1.5	17	71
5	15/15	15/15	64	15/15	24/15	30/15	134/15	4	1	1.5	1.5	21	81

Rel.8 DC-HSDPA (Cat 24)

SAR test exclusion for Rel.8 DC-HSDPA must satisfy the SAR test exclusion requirements of Rel.5 HSDPA. SAR test exclusion for DC-HSDPA devices is determined by power measurements according to the H-Set 12, Fixed Reference Channel (FRC) configuration in Table C.8.1.12 of 3GPP TS 34.121-1. A primary and a secondary serving HS-DSCH Cell are required to perform the power measurement and for the results to qualify for SAR test exclusion.

10.4 SAR Measurement for LTE

SAR tests for LTE are performed with a base station simulator, Rohde & Schwarz CMW500. Closed loop power control was used so the UE transmits with maximum output power during SAR testing. All powers were measured with the CMW 500.

It is performed for conducted power and SAR based on the KDB941225 D05.

SAR is evaluated separately according to the following procedures for the different test positions in each exposure condition – head, body, body-worn accessories and other use conditions. The procedures in the following subsections are applied separately to test each LTE frequency band.

1) QPSK with 1 RB allocation

Start with the largest channel bandwidth and measure SAR for QPSK with 1 RB allocation, using the RB offset and required test channel combination with the highest maximum output power among RB offsets at the upper edge, middle and lower edge of each required test channel. When the reported SAR is ≤ 0.8 W/kg, testing of the remaining RB offset configurations and required test channels is not required for 1 RB allocation; otherwise, SAR is required for the remaining required test channels and only for the RB offset configuration with the highest output power for that channel. When the reported SAR of a required test channel is > 1.45 W/kg, SAR is required for all three RB offset configurations for that required test channel.

2) QPSK with 50% RB allocation

The procedures required for 1 RB allocation in 1) are applied to measure the SAR for QPSK with 50% RB allocation.

3) QPSK with 100% RB allocation

For QPSK with 100% RB allocation, SAR is not required when the highest maximum output power for 100 % RB allocation is less than the highest maximum output power in 50% and 1 RB allocations and the highest reported SAR for 1 RB and 50% RB allocation in 1) and 2) are ≤ 0.8 W/kg. Otherwise, SAR is measured for the highest output power channel; and if the reported SAR is > 1.45 W/kg, the remaining required test channels must also be tested.

TDD test:

TDD testing is performed using guidance from FCC KDB 941225 D05 and the SAR test guidance provided in April 2013 TCB works hop notes. TDD is tested at the highest duty factor using UL-DL configuration 0 with special subframe configuration 6 and applying the FDD LTE procedures in KDB 941225 D05. SAR testing is performed using the extended cyclic prefix listed in 3GPP TS 36.211.

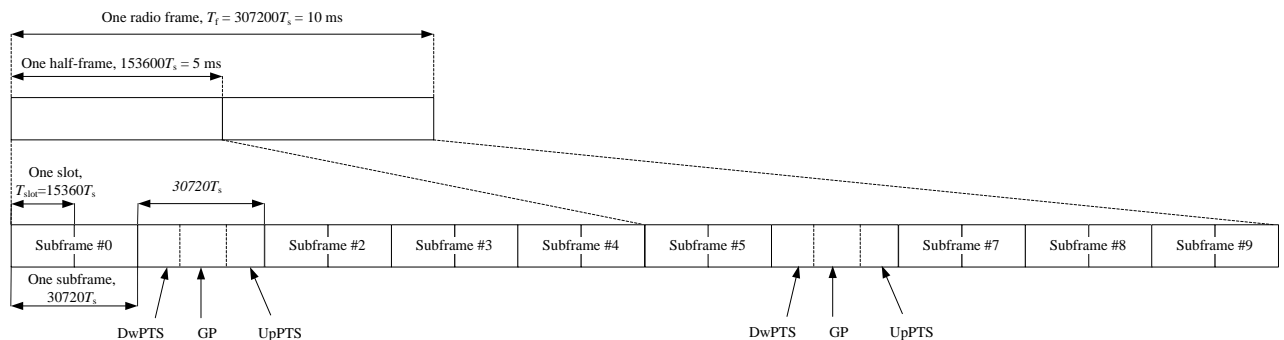


Figure 9.2: Frame structure type 2 (for 5 ms switch-point periodicity)

Table 9.1: Configuration of special subframe (lengths of DwPTS/GP/UpPTS)

Special subframe configuration	Normal cyclic prefix in downlink			Extended cyclic prefix in downlink		
	DwPTS	UpPTS		DwPTS	UpPTS	
		Normal cyclic prefix in uplink	Extended cyclic prefix in uplink		Normal cyclic prefix in uplink	Extended cyclic prefix in uplink
0	$6592 \cdot T_s$	$2192 \cdot T_s$	$2560 \cdot T_s$	$7680 \cdot T_s$	$2192 \cdot T_s$	$2560 \cdot T_s$
1	$19760 \cdot T_s$			$20480 \cdot T_s$		
2	$21952 \cdot T_s$			$23040 \cdot T_s$		
3	$24144 \cdot T_s$			$25600 \cdot T_s$		
4	$26336 \cdot T_s$	$4384 \cdot T_s$	$5120 \cdot T_s$	$7680 \cdot T_s$	$4384 \cdot T_s$	$5120 \cdot T_s$
5	$6592 \cdot T_s$			$20480 \cdot T_s$		
6	$19760 \cdot T_s$			$23040 \cdot T_s$		
7	$21952 \cdot T_s$			$12800 \cdot T_s$		
8	$24144 \cdot T_s$			-	-	-
9	$13168 \cdot T_s$			-	-	-

Table 9.2: Uplink-downlink configurations

Uplink-downlink configuration	Downlink-to-Uplink Switch-point periodicity	Subframe number									
		0	1	2	3	4	5	6	7	8	9
0	5 ms	D	S	U	U	U	D	S	U	U	U
1	5 ms	D	S	U	U	D	D	S	U	U	D
2	5 ms	D	S	U	D	D	D	S	U	D	D
3	10 ms	D	S	U	U	U	D	D	D	D	D
4	10 ms	D	S	U	U	D	D	D	D	D	D
5	10 ms	D	S	U	D	D	D	D	D	D	D
6	5 ms	D	S	U	U	U	D	S	U	U	D

Duty factor is calculated by:

Duty factor = uplink frame*6+UpPTS*2/one frame length

$$= (30720 \cdot T_s * 6 + 5120 \cdot T_s * 2) / 307200 \cdot T_s$$

$$= 0.633$$

10.5 Bluetooth & Wi-Fi Measurement Procedures for SAR

Normal network operating configurations are not suitable for measuring the SAR of 802.11 transmitters in general. Unpredictable fluctuations in network traffic and antenna diversity conditions can introduce undesirable variations in SAR results. The SAR for these devices should be measured using chipset based test mode software to ensure that the results are consistent and reliable.

Chipset based test mode software is hardware dependent and generally varies among manufacturers. The device operating parameters established in a test mode for SAR measurements must be identical to those programmed in production units, including output power levels, amplifier gain settings and other RF performance tuning parameters. The test frequencies should correspond to actual channel frequencies defined for domestic use. SAR for devices with switched diversity should be measured with only one antenna transmitting at a time during each SAR measurement, according to a fixed modulation and data rate. The same data pattern should be used for all measurements.

10.6 Power Drift

To control the output power stability during the SAR test, DASY5 system calculates the power drift by measuring the E-field at the same location at the beginning and at the end of the measurement for each test position. These drift values can be found in section14 labeled as: (Power Drift [dB]). This ensures that the power drift during one measurement is within 5%.

11 Area Scan Based 1-g SAR

11.1 Requirement of KDB

According to the KDB447498 D01, when the implementation is based the specific polynomial fit algorithm as presented at the 29th Bioelectromagnetics Society meeting (2007) and the estimated 1-gSAR is ≤ 1.2 W/kg, a zoom scan measurement is not required provided it is also not needed for any other purpose; for example, if the peak SAR location required for simultaneous transmission SAR test exclusion can be determined accurately by the SAR system or manually to discriminate between distinctive peaks and scattered noisy SAR distributions from area scans.

There must not be any warning or alert messages due to various measurement concerns identified by the SAR system; for example, noise in measurements, peaks too close to scan boundary, peaks are too sharp, spatial resolution and uncertainty issues etc. The SAR system verification must also demonstrate that the area scan estimated 1-g SAR is within 3% of the zoom scan 1-g SAR (See Annex B). When all the SAR results for each exposure condition in a frequency band and wireless mode are based on estimated 1-g SAR, the 1-g SAR for the highest SAR configuration must be determined by a zoom scan.

11.2 Fast SAR Algorithms

The approach is based on the area scan measurement applying a frequency dependent attenuation parameter. This attenuation parameter was empirically determined by analyzing a large number of phones. The MOTOROLA FAST SAR was developed and validated by the MOTOROLA Research Group in Ft. Lauderdale.

In the initial study, an approximation algorithm based on Linear fit was developed. The accuracy of the algorithm has been demonstrated across a broad frequency range (136-2450 MHz) and for both 1- and 10-g averaged SAR using a sample of 264 SAR measurements from 55 wireless handsets. For the sample size studied, the root-mean-squared errors of the algorithm are 1.2% and 5.8% for 1- and 10-g averaged SAR, respectively. The paper describing the algorithm in detail is expected to be published in August 2004 within the Special Issue of Transactions on MTT.

In the second step, the same research group optimized the fitting algorithm to an Polynomial fit whereby the frequency validity was extended to cover the range 30-6000MHz. Details of this study can be found in the BEMS 2007 Proceedings.

Both algorithms are implemented in DASYS software.

12 Conducted Output Power

All conducted power measurements for 2G/3G/4G WWAN technologies and bands in this section were performed by setting Reserve_power_margin (Qualcomm® Smart Transmit EFS entry) to 0dB, so that the EUT transmits continuously at minimum (Plimit, maximum tune up output power Pmax).The details of test scenarios categorization in the table below

Head receiver on	Body worn receiver off	Head receiver on (WWAN+WLAN/BT)	Body worn receiver off (WWAN+WLAN/BT)	Hostpot	Full Power
Plimit					Pmax
DSI 5	DSI 4	DSI 10	DSI 9	DSI 19	

Sensor on ANT1	Sensor on ANT1 (WWAN+WLAN/BT)	Sensor on ANT0	Sensor on ANT0 (WWAN+WLAN/BT)	Full Power
Plimit				Pmax
DSI 1	DSI 6	DSI 2	DSI 7	

12.1 GSM Measurement result

GSM850(ANT1 DSI 0)

GSM 850 Speech (GMSK)	Measured timeslot-averaged output power (dBm)			calculation	Source-based time-averaged output power (dBm)		
	251	190	128		251	190	128
1 Txslot	32.37	32.55	32.70	/	/	/	/
GSM 850 GPRS (GMSK)	Measured timeslot-averaged output power (dBm)			calculation	Source-based time-averaged output power (dBm)		
	251	190	128		251	190	128
1 Txslot	32.37	32.98	32.58	-9.03	23.34	23.95	23.55
2 Txslots	31.09	31.22	31.36	-6.02	25.07	25.20	25.34
3Txslots	28.71	28.85	29.01	-4.26	24.45	24.59	24.75
4 Txslots	28.25	28.40	28.58	-3.01	25.24	25.39	25.57
GSM 850 EGPRS (GMSK)	Measured timeslot-averaged output power (dBm)			calculation	Source-based time-averaged output power (dBm)		
	251	190	128		251	190	128
1 Txslot	32.75	32.86	33.00	-9.03	23.72	23.83	23.97
2 Txslots	30.95	31.13	31.29	-6.02	24.93	25.11	25.27
3Txslots	29.31	29.57	29.68	-4.26	25.05	25.31	25.42
4 Txslots	28.18	28.34	28.49	-3.01	25.17	25.33	25.48
GSM 850 EGPRS (8PSK)	Measured timeslot-averaged output power (dBm)			calculation	Source-based time-averaged output power (dBm)		
	251	190	128		251	190	128
1 Txslot	26.39	26.13	26.37	-9.03	17.36	17.10	17.34
2 Txslots	24.16	24.12	24.27	-6.02	18.14	18.10	18.25
3Txslots	22.43	23.44	22.61	-4.26	18.17	19.18	18.35
4 Txslots	22.47	21.94	22.36	-3.01	19.46	18.93	19.35

NOTES:

1) Division Factors

To average the power, the division factor is as follows:

1TX-slot = 1 transmit time slot out of 8 time slots=> conducted power divided by (8/1) => -9.03dB

2TX-slots = 2 transmit time slots out of 8 time slots=> conducted power divided by (8/2) => -6.02dB

3TX-slots = 3 transmit time slots out of 8 time slots=> conducted power divided by (8/3) => -4.26dB

4TX-slots = 4 transmit time slots out of 8 time slots=> conducted power divided by (8/4) => -3.01dB

According to the conducted power as above, the body measurements are performed with 4Txslots for GSM850.

GSM850(ANT1 DSI 10)

GSM 850 Speech (GMSK)	Measured timeslot-averaged output power (dBm)			calculation	Source-based time-averaged output power (dBm)		
	251	190	128		251	190	128
1 Txslot	30.35	30.37	30.42	/	/	/	/
GSM 850 GPRS (GMSK)	Measured timeslot-averaged output power (dBm)			calculation	Source-based time-averaged output power (dBm)		
	251	190	128		251	190	128
1 Txslot	30.40	30.39	30.46	-9.03	21.37	21.36	21.43
2 Txslots	26.63	26.91	27.09	-6.02	20.61	20.89	21.07
3Txslots	24.91	25.14	25.39	-4.26	20.65	20.88	21.13
4 Txslots	23.44	23.69	23.94	-3.01	20.43	20.68	20.93
GSM 850 EGPRS (GMSK)	Measured timeslot-averaged output power (dBm)			calculation	Source-based time-averaged output power (dBm)		
	251	190	128		251	190	128
1 Txslot	30.22	30.36	30.41	-9.03	21.19	21.33	21.38
2 Txslots	26.59	26.95	27.10	-6.02	20.57	20.93	21.08
3Txslots	24.95	25.18	25.37	-4.26	20.69	20.92	21.11
4 Txslots	23.46	23.73	23.91	-3.01	20.45	20.72	20.90
GSM 850 EGPRS (8PSK)	Measured timeslot-averaged output power (dBm)			calculation	Source-based time-averaged output power (dBm)		
	251	190	128		251	190	128
1 Txslot	25.73	25.93	25.98	-9.03	16.70	16.90	16.95
2 Txslots	24.06	24.24	24.29	-6.02	18.04	18.22	18.27
3Txslots	22.37	22.37	22.58	-4.26	18.11	18.11	18.32
4 Txslots	21.66	21.73	21.86	-3.01	18.65	18.72	18.85

NOTES:

1) Division Factors

To average the power, the division factor is as follows:

1TX-slot = 1 transmit time slot out of 8 time slots=> conducted power divided by (8/1) => -9.03dB

2TX-slots = 2 transmit time slots out of 8 time slots=> conducted power divided by (8/2) => -6.02dB

3TX-slots = 3 transmit time slots out of 8 time slots=> conducted power divided by (8/3) => -4.26dB

4TX-slots = 4 transmit time slots out of 8 time slots=> conducted power divided by (8/4) => -3.01dB

According to the conducted power as above, the body measurements are performed with 1Txslots for GSM850.

GSM1900(ANT1 DSI 0)

PCS1900 Speech (GMSK)	Measured timeslot-averaged output power (dBm)			calculation	Source-based time-averaged output power (dBm)		
	810	661	512		810	661	512
1 Txslot	29.62	29.58	29.74	/	/	/	/
PCS1900 GPRS (GMSK)	Measured timeslot-averaged output power (dBm)			calculation	Source-based time-averaged output power (dBm)		
	810	661	512		810	661	512
1 Txslot	29.95	29.92	30.09	-9.03	20.92	20.89	21.06
2 Txslots	27.96	27.80	27.90	-6.02	21.94	21.78	21.88
3 Txslots	26.41	26.64	26.75	-4.26	22.15	22.38	22.49
4 Txslots	25.51	25.47	25.56	-3.01	22.50	22.46	22.55
PCS1900 EGPRS (GMSK)	Measured timeslot-averaged output power (dBm)			calculation	Source-based time-averaged output power (dBm)		
	810	661	512		810	661	512
1 Txslot	30.22	30.07	30.06	-9.03	21.19	21.04	21.03
2 Txslots	27.92	27.77	27.85	-6.02	21.90	21.75	21.83
3Txslots	26.76	26.67	26.70	-4.26	22.50	22.41	22.44
4 Txslots	25.48	25.51	25.57	-3.01	22.47	22.50	22.56
PCS1900 EGPRS (8PSK)	Measured timeslot-averaged output power (dBm)			calculation	Source-based time-averaged output power (dBm)		
	810	661	512		810	661	512
1 Txslot	25.46	25.61	25.70	-9.03	16.43	16.58	16.67
2 Txslots	23.30	23.80	23.49	-6.02	17.28	17.78	17.47
3Txslots	22.53	22.34	22.31	-4.26	18.27	18.08	18.05
4 Txslots	21.00	20.97	21.11	-3.01	17.99	17.96	18.10

NOTES:

1) Division Factors

To average the power, the division factor is as follows:

1TX-slot = 1 transmit time slot out of 8 time slots=> conducted power divided by (8/1) => -9.03dB

2TX-slots = 2 transmit time slots out of 8 time slots=> conducted power divided by (8/2) => -6.02dB

3TX-slots = 3 transmit time slots out of 8 time slots=> conducted power divided by (8/3) => -4.26dB

4TX-slots = 4 transmit time slots out of 8 time slots=> conducted power divided by (8/4) => -3.01dB

According to the conducted power as above, the body measurements are performed with 4Txslots for GSM1900.

GSM1900(ANT1 DSI 4)

PCS1900 GPRS (GMSK)	Measured timeslot-averaged output power (dBm)			calculation	Source-based time-averaged output power (dBm)		
	810	661	512		810	661	512
1 Txslot	29.14	29.33	29.17	-9.03	20.11	20.30	20.14
2 Txslots	26.11	26.29	26.14	-6.02	20.09	20.27	20.12
3 Txslots	24.27	24.36	24.25	-4.26	20.01	20.10	19.99
4 Txslots	22.85	22.79	22.84	-3.01	19.84	19.78	19.83
PCS1900 EGPRS (GMSK)	Measured timeslot-averaged output power (dBm)			calculation	Source-based time-averaged output power (dBm)		
	810	661	512		810	661	512
1 Txslot	29.09	29.31	29.16	-9.03	20.06	20.28	20.13
2 Txslots	26.06	26.26	26.11	-6.02	20.04	20.24	20.09
3Txslots	24.27	24.33	24.15	-4.26	20.01	20.07	19.89
4 Txslots	22.74	22.94	22.73	-3.01	19.73	19.93	19.72
PCS1900 EGPRS (8PSK)	Measured timeslot-averaged output power (dBm)			calculation	Source-based time-averaged output power (dBm)		
	810	661	512		810	661	512
1 Txslot	25.21	25.21	25.13	-9.03	16.18	16.18	16.10
2 Txslots	23.49	23.41	23.51	-6.02	17.47	17.39	17.49
3Txslots	22.19	22.21	22.34	-4.26	17.93	17.95	18.08
4 Txslots	20.94	21.21	21.11	-3.01	17.93	18.20	18.10

NOTES:

1) Division Factors

To average the power, the division factor is as follows:

1TX-slot = 1 transmit time slot out of 8 time slots=> conducted power divided by (8/1) => -9.03dB

2TX-slots = 2 transmit time slots out of 8 time slots=> conducted power divided by (8/2) => -6.02dB

3TX-slots = 3 transmit time slots out of 8 time slots=> conducted power divided by (8/3) => -4.26dB

4TX-slots = 4 transmit time slots out of 8 time slots=> conducted power divided by (8/4) => -3.01dB

According to the conducted power as above, the body measurements are performed with 1Txslots for GSM1900.

GSM1900(ANT1 DSI 5)

PCS1900 Speech (GMSK)	Measured timeslot-averaged output power (dBm)			calculation	Source-based time-averaged output power (dBm)		
	810	661	512		810	661	512
1 Txslot	25.65	25.51	25.56	/	/	/	/
PCS1900 GPRS (GMSK)	Measured timeslot-averaged output power (dBm)			calculation	Source-based time-averaged output power (dBm)		
	810	661	512		810	661	512
1 Txslot	25.77	25.94	25.77	-9.03	16.74	16.91	16.74
2 Txslots	22.64	22.71	22.51	-6.02	16.62	16.69	16.49
3 Txslots	20.54	20.58	20.37	-4.26	16.28	16.32	16.11
4 Txslots	19.49	19.44	19.46	-3.01	16.48	16.43	16.45
PCS1900 EGPRS (GMSK)	Measured timeslot-averaged output power (dBm)			calculation	Source-based time-averaged output power (dBm)		
	810	661	512		810	661	512
1 Txslot	25.77	25.88	25.63	-9.03	16.74	16.85	16.60
2 Txslots	22.72	22.64	22.43	-6.02	16.70	16.62	16.41
3Txslots	20.44	20.49	20.29	-4.26	16.18	16.23	16.03
4 Txslots	19.39	19.45	19.48	-3.01	16.38	16.44	16.47
PCS1900 EGPRS (8PSK)	Measured timeslot-averaged output power (dBm)			calculation	Source-based time-averaged output power (dBm)		
	810	661	512		810	661	512
1 Txslot	24.56	24.59	24.56	-9.03	15.53	15.56	15.53
2 Txslots	21.61	21.44	21.51	-6.02	15.59	15.42	15.49
3Txslots	20.57	20.46	20.49	-4.26	16.31	16.20	16.23
4 Txslots	19.12	19.16	19.06	-3.01	16.11	16.15	16.05

NOTES:

1) Division Factors

To average the power, the division factor is as follows:

1TX-slot = 1 transmit time slot out of 8 time slots=> conducted power divided by (8/1) => -9.03dB

2TX-slots = 2 transmit time slots out of 8 time slots=> conducted power divided by (8/2) => -6.02dB

3TX-slots = 3 transmit time slots out of 8 time slots=> conducted power divided by (8/3) => -4.26dB

4TX-slots = 4 transmit time slots out of 8 time slots=> conducted power divided by (8/4) => -3.01dB

According to the conducted power as above, the body measurements are performed with 1Txslots for GSM1900.

GSM1900(ANT1 DSI 9)

PCS1900 GPRS (GMSK)	Measured timeslot-averaged output power (dBm)			calculation	Source-based time-averaged output power (dBm)		
	810	661	512		810	661	512
1 Txslot	27.44	27.49	27.39	-9.03	18.41	18.46	18.36
2 Txslots	24.20	24.04	24.13	-6.02	18.18	18.02	18.11
3 Txslots	22.29	22.19	22.26	-4.26	18.03	17.93	18.00
4 Txslots	20.64	20.67	20.73	-3.01	17.63	17.66	17.72
PCS1900 EGPRS (GMSK)	Measured timeslot-averaged output power (dBm)			calculation	Source-based time-averaged output power (dBm)		
	810	661	512		810	661	512
1 Txslot	27.44	27.40	27.36	-9.03	18.41	18.37	18.33
2 Txslots	24.37	24.53	24.25	-6.02	18.35	18.51	18.23
3Txslots	22.42	22.33	22.34	-4.26	18.16	18.07	18.08
4 Txslots	20.72	20.73	20.76	-3.01	17.71	17.72	17.75
PCS1900 EGPRS (8PSK)	Measured timeslot-averaged output power (dBm)			calculation	Source-based time-averaged output power (dBm)		
	810	661	512		810	661	512
1 Txslot	25.29	25.26	25.57	-9.03	16.26	16.23	16.54
2 Txslots	23.09	23.17	23.07	-6.02	17.07	17.15	17.05
3Txslots	21.05	21.24	21.13	-4.26	16.79	16.98	16.87
4 Txslots	19.56	19.60	19.66	-3.01	16.55	16.59	16.65

GSM1900(ANT1 DSI 10)

PCS1900 Speech (GMSK)	Measured timeslot-averaged output power (dBm)			calculation	Source-based time-averaged output power (dBm)		
	810	661	512		810	661	512
1 Txslot	23.58	23.64	23.70	/	/	/	/
PCS1900 GPRS (GMSK)	Measured timeslot-averaged output power (dBm)			calculation	Source-based time-averaged output power (dBm)		
	810	661	512		810	661	512
1 Txslot	23.71	23.86	23.84	-9.03	14.68	14.83	14.81
2 Txslots	20.48	20.50	20.35	-6.02	14.46	14.48	14.33
3 Txslots	18.84	18.97	18.90	-4.26	14.58	14.71	14.64
4 Txslots	17.39	17.44	17.51	-3.01	14.38	14.43	14.50
PCS1900 EGPRS (GMSK)	Measured timeslot-averaged output power (dBm)			calculation	Source-based time-averaged output power (dBm)		
	810	661	512		810	661	512
1 Txslot	23.72	23.79	23.82	-9.03	14.69	14.76	14.79
2 Txslots	20.50	20.52	20.33	-6.02	14.48	14.50	14.31
3Txslots	18.85	18.88	18.79	-4.26	14.59	14.62	14.53
4 Txslots	17.40	17.55	17.49	-3.01	14.39	14.54	14.48
PCS1900 EGPRS (8PSK)	Measured timeslot-averaged output power (dBm)			calculation	Source-based time-averaged output power (dBm)		
	810	661	512		810	661	512
1 Txslot	22.64	22.65	22.68	-9.03	13.61	13.62	13.65
2 Txslots	20.62	20.60	20.43	-6.02	14.60	14.58	14.41
3Txslots	18.58	18.57	18.50	-4.26	14.32	14.31	14.24
4 Txslots	17.03	17.09	17.06	-3.01	14.02	14.08	14.05

NOTES:

1) Division Factors

To average the power, the division factor is as follows:

1TX-slot = 1 transmit time slot out of 8 time slots=> conducted power divided by (8/1) => -9.03dB

2TX-slots = 2 transmit time slots out of 8 time slots=> conducted power divided by (8/2) => -6.02dB

3TX-slots = 3 transmit time slots out of 8 time slots=> conducted power divided by (8/3) => -4.26dB

4TX-slots = 4 transmit time slots out of 8 time slots=> conducted power divided by (8/4) => -3.01dB

According to the conducted power as above, the body measurements are performed with 1Txslots for GSM1900.

GSM1900(ANT1 DSI 19)

PCS1900 GPRS (GMSK)	Measured timeslot-averaged output power (dBm)			calculation	Source-based time-averaged output power (dBm)		
	810	661	512		810	661	512
1 Txslot	26.41	26.42	26.30	-9.03	17.38	17.39	17.27
2 Txslots	23.16	23.24	23.08	-6.02	17.14	17.22	17.06
3 Txslots	21.20	21.09	21.09	-4.26	16.94	16.83	16.83
4 Txslots	19.61	19.62	19.65	-3.01	16.60	16.61	16.64
PCS1900 EGPRS (GMSK)	Measured timeslot-averaged output power (dBm)			calculation	Source-based time-averaged output power (dBm)		
	810	661	512		810	661	512
1 Txslot	26.37	26.30	26.36	-9.03	17.34	17.27	17.33
2 Txslots	23.08	23.14	22.98	-6.02	17.06	17.12	16.96
3Txslots	21.12	21.08	21.09	-4.26	16.86	16.82	16.83
4 Txslots	19.70	19.62	19.57	-3.01	16.69	16.61	16.56
PCS1900 EGPRS (8PSK)	Measured timeslot-averaged output power (dBm)			calculation	Source-based time-averaged output power (dBm)		
	810	661	512		810	661	512
1 Txslot	25.54	25.25	25.31	-9.03	16.51	16.22	16.28
2 Txslots	21.95	21.98	22.08	-6.02	15.93	15.96	16.06
3Txslots	20.01	20.09	20.15	-4.26	15.75	15.83	15.89
4 Txslots	19.63	19.65	19.61	-3.01	16.62	16.64	16.60

NOTES:

1) Division Factors

To average the power, the division factor is as follows:

1TX-slot = 1 transmit time slot out of 8 time slots=> conducted power divided by (8/1) => -9.03dB

2TX-slots = 2 transmit time slots out of 8 time slots=> conducted power divided by (8/2) => -6.02dB

3TX-slots = 3 transmit time slots out of 8 time slots=> conducted power divided by (8/3) => -4.26dB

4TX-slots = 4 transmit time slots out of 8 time slots=> conducted power divided by (8/4) => -3.01dB

According to the conducted power as above, the body measurements are performed with 1Txslots for GSM1900.

GSM850(ANTO DSI 0)

GSM 850 Speech (GMSK)	Measured timeslot-averaged output power (dBm)			calculation	Source-based time-averaged output power (dBm)		
	251	190	128		251	190	128
1 Txslot	33.01	33.19	32.54	/	/	/	/
GSM 850 GPRS (GMSK)	Measured timeslot-averaged output power (dBm)			calculation	Source-based time-averaged output power (dBm)		
	251	190	128		251	190	128
1 Txslot	33.08	33.18	32.77	-9.03	24.05	24.15	23.74
2 Txslots	31.05	31.27	31.47	-6.02	25.03	25.25	25.45
3Txslots	29.44	29.62	29.11	-4.26	25.18	25.36	24.85
4 Txslots	28.20	28.44	28.68	-3.01	25.19	25.43	25.67
GSM 850 EGPRS (GMSK)	Measured timeslot-averaged output power (dBm)			calculation	Source-based time-averaged output power (dBm)		
	251	190	128		251	190	128
1 Txslot	33.01	33.17	32.74	-9.03	23.98	24.14	23.71
2 Txslots	30.99	31.22	31.44	-6.02	24.97	25.20	25.42
3Txslots	29.40	29.65	29.88	-4.26	25.14	25.39	25.62
4 Txslots	28.17	28.40	28.64	-3.01	25.16	25.39	25.63
GSM 850 EGPRS (8PSK)	Measured timeslot-averaged output power (dBm)			calculation	Source-based time-averaged output power (dBm)		
	251	190	128		251	190	128
1 Txslot	26.21	26.23	26.42	-9.03	17.18	17.20	17.39
2 Txslots	24.07	24.06	24.35	-6.02	18.05	18.04	18.33
3Txslots	22.39	24.11	22.56	-4.26	18.13	19.85	18.30
4 Txslots	23.04	21.73	21.89	-3.01	20.03	18.72	18.88

NOTES:

1) Division Factors

To average the power, the division factor is as follows:

1TX-slot = 1 transmit time slot out of 8 time slots=> conducted power divided by (8/1) => -9.03dB

2TX-slots = 2 transmit time slots out of 8 time slots=> conducted power divided by (8/2) => -6.02dB

3TX-slots = 3 transmit time slots out of 8 time slots=> conducted power divided by (8/3) => -4.26dB

4TX-slots = 4 transmit time slots out of 8 time slots=> conducted power divided by (8/4) => -3.01dB

According to the conducted power as above, the body measurements are performed with 4Txslots for GSM850.

GSM1900(ANT0 DSI 0)

PCS1900 Speech (GMSK)	Measured timeslot-averaged output power (dBm)			calculation	Source-based time-averaged output power (dBm)		
	810	661	512		810	661	512
1 Txslot	29.53	29.72	29.81	/	/	/	/
PCS1900 GPRS (GMSK)	Measured timeslot-averaged output power (dBm)			calculation	Source-based time-averaged output power (dBm)		
	810	661	512		810	661	512
1 Txslot	29.84	29.80	29.89	-9.03	20.81	20.77	20.86
2 Txslots	27.69	27.80	27.56	-6.02	21.67	21.78	21.54
3 Txslots	26.53	26.64	26.81	-4.26	22.27	22.38	22.55
4 Txslots	25.38	25.51	25.61	-3.01	22.37	22.50	22.60
PCS1900 EGPRS (GMSK)	Measured timeslot-averaged output power (dBm)			calculation	Source-based time-averaged output power (dBm)		
	810	661	512		810	661	512
1 Txslot	29.86	29.75	29.84	-9.03	20.83	20.72	20.81
2 Txslots	27.66	27.84	27.58	-6.02	21.64	21.82	21.56
3Txslots	26.49	26.75	26.76	-4.26	22.23	22.49	22.50
4 Txslots	25.27	25.60	25.64	-3.01	22.26	22.59	22.63
PCS1900 EGPRS (8PSK)	Measured timeslot-averaged output power (dBm)			calculation	Source-based time-averaged output power (dBm)		
	810	661	512		810	661	512
1 Txslot	25.52	25.45	25.86	-9.03	16.49	16.42	16.83
2 Txslots	23.42	23.44	23.59	-6.02	17.40	17.42	17.57
3Txslots	22.24	22.49	22.33	-4.26	17.98	18.23	18.07
4 Txslots	20.94	21.15	21.14	-3.01	17.93	18.14	18.13

NOTES:

1) Division Factors

To average the power, the division factor is as follows:

1TX-slot = 1 transmit time slot out of 8 time slots=> conducted power divided by (8/1) => -9.03dB

2TX-slots = 2 transmit time slots out of 8 time slots=> conducted power divided by (8/2) => -6.02dB

3TX-slots = 3 transmit time slots out of 8 time slots=> conducted power divided by (8/3) => -4.26dB

4TX-slots = 4 transmit time slots out of 8 time slots=> conducted power divided by (8/4) => -3.01dB

According to the conducted power as above, the body measurements are performed with 4Txslots for GSM1900.

GSM1900(ANT0 DSI 19)

PCS1900 GPRS (GMSK)	Measured timeslot-averaged output power (dBm)			calculation	Source-based time-averaged output power (dBm)		
	810	661	512		810	661	512
1 Txslot	29.93	29.97	29.92	-9.03	20.90	20.94	20.89
2 Txslots	26.85	26.86	26.84	-6.02	20.83	20.84	20.82
3 Txslots	25.10	25.11	25.09	-4.26	20.84	20.85	20.83
4 Txslots	23.65	23.63	23.68	-3.01	20.64	20.62	20.67
PCS1900 EGPRS (GMSK)	Measured timeslot-averaged output power (dBm)			calculation	Source-based time-averaged output power (dBm)		
	810	661	512		810	661	512
1 Txslot	29.67	29.86	29.96	-9.03	20.64	20.83	20.93
2 Txslots	26.64	26.84	26.62	-6.02	20.62	20.82	20.60
3Txslots	24.85	24.96	25.00	-4.26	20.59	20.70	20.74
4 Txslots	23.59	23.55	23.56	-3.01	20.58	20.54	20.55
PCS1900 EGPRS (8PSK)	Measured timeslot-averaged output power (dBm)			calculation	Source-based time-averaged output power (dBm)		
	810	661	512		810	661	512
1 Txslot	25.74	25.58	25.48	-9.03	16.71	16.55	16.45
2 Txslots	23.66	23.68	23.62	-6.02	17.64	17.66	17.60
3Txslots	22.38	22.49	22.61	-4.26	18.12	18.23	18.35
4 Txslots	21.39	21.48	21.24	-3.01	18.38	18.47	18.23

NOTES:

1) Division Factors

To average the power, the division factor is as follows:

1TX-slot = 1 transmit time slot out of 8 time slots=> conducted power divided by (8/1) => -9.03dB

2TX-slots = 2 transmit time slots out of 8 time slots=> conducted power divided by (8/2) => -6.02dB

3TX-slots = 3 transmit time slots out of 8 time slots=> conducted power divided by (8/3) => -4.26dB

4TX-slots = 4 transmit time slots out of 8 time slots=> conducted power divided by (8/4) => -3.01dB

According to the conducted power as above, the body measurements are performed with 4Txslots for GSM1900.

12.2 WCDMA Measurement result

WCDMA1900(ANT1 DSI 0)

Item	band	FDDII result			
	ARFCN	9538 (1907.6MHz)	9400 (1880MHz)	9262 (1852.4MHz)	Tune up
WCDMA	\	23.53	23.55	23.53	24.80
HSUPA	1	22.87	22.88	22.87	24.00
	2	20.92	20.94	20.91	22.00
	3	21.84	21.91	21.81	23.00
	4	20.85	20.87	20.84	22.00
	5	22.85	22.86	22.86	24.00
DC-HSDPA	1	22.89	22.89	22.84	24.00
	2	22.9	22.89	22.85	24.00
	3	22.37	22.36	22.32	23.50
	4	22.36	22.35	22.33	23.50

WCDMA1900(ANT1 DSI 1)

Item	band	FDDII result			
	ARFCN	9538 (1907.6MHz)	9400 (1880MHz)	9262 (1852.4MHz)	Tune up
WCDMA	\	18.96	18.92	18.91	19.80
HSUPA	1	18.05	18.06	18.05	19.00
	2	16.51	16.53	16.50	18.00
	3	17.24	17.29	17.21	19.00
	4	16.46	16.47	16.45	18.00
	5	18.03	18.04	18.04	19.00
DC-HSDPA	1	18.07	18.07	18.03	19.00
	2	18.07	18.07	18.03	19.00
	3	17.66	17.65	17.62	19.00
	4	17.65	17.64	17.62	19.00

WCDMA1900(ANT1 DSI 4)

Item	band	FDDII result			
	ARFCN	9538 (1907.6MHz)	9400 (1880MHz)	9262 (1852.4MHz)	Tune up
WCDMA	\	22.00	22.00	21.89	22.80
HSUPA	1	21.38	21.39	21.38	22.00
	2	19.56	19.58	19.55	21.00
	3	20.42	20.49	20.39	22.00
	4	19.49	19.51	19.48	21.00
	5	21.36	21.37	21.37	22.00
DC-HSDPA	1	21.4	21.40	21.35	22.00
	2	21.41	21.40	21.36	22.00
	3	20.92	20.91	20.87	22.00

	4	20.91	20.90	20.88	22.00
--	---	-------	-------	-------	-------

WCDMA1900(ANT1 DSI 5)

Item	band	FDDII result			
	ARFCN	9538 (1907.6MHz)	9400 (1880MHz)	9262 (1852.4MHz)	Tune up
WCDMA	\	15.97	15.91	15.99	16.80
HSUPA	1	15.52	15.53	15.52	16.00
	2	14.2	14.21	14.19	15.00
	3	14.82	14.87	14.80	16.00
	4	14.15	14.16	14.14	15.00
	5	15.51	15.52	15.52	16.00
DC-HSDPA	1	15.54	15.54	15.50	16.00
	2	15.54	15.54	15.51	16.00
	3	15.18	15.18	15.15	16.00
	4	15.18	15.17	15.16	16.00

WCDMA1900(ANT1 DSI 6)

Item	band	FDDII result			
	ARFCN	9538 (1907.6MHz)	9400 (1880MHz)	9262 (1852.4MHz)	Tune up
WCDMA	\	16.96	16.91	16.92	17.80
HSUPA	1	16.48	16.49	16.48	17.00
	2	15.08	15.09	15.07	16.00
	3	15.74	15.79	15.72	17.00
	4	15.03	15.04	15.02	16.00
	5	16.47	16.48	16.48	17.00
DC-HSDPA	1	16.5	16.50	16.46	17.00
	2	16.51	16.50	16.47	17.00
	3	16.12	16.12	16.09	17.00
	4	16.12	16.11	16.10	17.00

WCDMA1900(ANT1 DSI 9)

Item	band	FDDII result			
	ARFCN	9538 (1907.6MHz)	9400 (1880MHz)	9262 (1852.4MHz)	Tune up
WCDMA	\	19.99	20.00	19.95	20.80
HSUPA	1	19.43	19.44	19.43	20.00
	2	17.77	17.79	17.76	18.00
	3	18.55	18.61	18.53	20.00
	4	17.71	17.73	17.70	18.00
	5	19.41	19.42	19.42	20.00
DC-HSDPA	1	19.45	19.45	19.40	20.00
	2	19.45	19.45	19.41	20.00

	3	19	19.00	18.96	20.00
	4	19	18.99	18.97	20.00

WCDMA1900(ANT1 DSI 10)

Item	band	FDDII result			Tune up
	ARFCN	9538 (1907.6MHz)	9400 (1880MHz)	9262 (1852.4MHz)	
WCDMA	\	13.95	13.98	13.88	14.80
HSUPA	1	13.56	13.56	13.56	14.00
	2	12.4	12.41	12.40	13.00
	3	12.95	12.99	12.93	14.00
	4	12.36	12.37	12.36	13.00
	5	13.55	13.55	13.55	14.00
DC-HSDPA	1	13.57	13.57	13.54	14.00
	2	13.58	13.57	13.55	14.00
	3	13.26	13.26	13.23	14.00
	4	13.26	13.25	13.24	14.00

WCDMA1900(ANT1 DSI 19)

Item	band	FDDII result			Tune up
	ARFCN	9538 (1907.6MHz)	9400 (1880MHz)	9262 (1852.4MHz)	
WCDMA	\	17.43	17.52	17.49	18.30
HSUPA	1	16.94	16.95	16.94	18.00
	2	15.5	15.51	15.49	17.00
	3	16.18	16.23	16.16	18.00
	4	15.44	15.46	15.44	17.00
	5	16.93	16.93	16.93	18.00
DC-HSDPA	1	16.96	16.96	16.92	18.00
	2	16.96	16.96	16.93	18.00
	3	16.57	16.56	16.53	18.00
	4	16.56	16.56	16.54	18.00

WCDMA1700(ANT1 DSI 0)

Item	band	FDDIV result			
	ARFCN	1513 (1752.6MHz)	1412 (1732.4MHz)	1312 (1712.4MHz)	Tune up
WCDMA	\	23.87	23.85	23.83	24.80
HSUPA	1	23.17	23.28	23.23	24.00
	2	21.15	21.21	21.24	22.00
	3	22.17	22.21	22.22	23.00
	4	21.18	21.24	21.27	22.00
	5	23.19	23.30	23.25	24.00
DC-HSDPA	1	23.2	23.22	23.21	24.00
	2	23.19	23.21	23.20	24.00
	3	22.7	22.72	22.71	23.50
	4	22.68	22.71	22.70	23.50

WCDMA1700(ANT1 DSI 1)

Item	band	FDDIV result			
	ARFCN	1513 (1752.6MHz)	1412 (1732.4MHz)	1312 (1712.4MHz)	Tune up
WCDMA	\	21.03	21.18	21.13	21.80
HSUPA	1	20.12	20.22	20.17	21.00
	2	18.37	18.42	18.44	20.00
	3	19.25	19.29	19.30	21.00
	4	18.39	18.44	18.47	20.00
	5	20.14	20.23	20.19	21.00
DC-HSDPA	1	20.15	20.16	20.15	21.00
	2	20.14	20.15	20.15	21.00
	3	19.71	19.73	19.72	21.00
	4	19.69	19.72	19.71	21.00

WCDMA1700(ANT1 DSI 4)

Item	band	FDDIV result			
	ARFCN	1513 (1752.6MHz)	1412 (1732.4MHz)	1312 (1712.4MHz)	Tune up
WCDMA	\	23.06	23.12	23.08	23.80
HSUPA	1	22.38	22.49	22.44	23.00
	2	20.43	20.49	20.52	22.00
	3	21.42	21.46	21.47	23.00
	4	20.46	20.52	20.55	22.00
	5	22.4	22.51	22.46	23.00
DC-HSDPA	1	22.41	22.43	22.42	23.00
	2	22.4	22.42	22.41	23.00
	3	21.93	21.95	21.94	23.00
	4	21.91	21.94	21.93	23.00

WCDMA1700(ANT1 DSI 5)

Item	band	FDDIV result			
	ARFCN	1513 (1752.6MHz)	1412 (1732.4MHz)	1312 (1712.4MHz)	Tune up
WCDMA	\	16.11	16.14	16.15	16.80
HSUPA	1	15.64	15.71	15.68	16.00
	2	14.27	14.31	14.33	15.00
	3	14.96	14.99	15.00	16.00
	4	14.29	14.33	14.36	15.00
	5	15.65	15.73	15.69	16.00
DC-HSDPA	1	15.66	15.67	15.66	16.00
	2	15.65	15.66	15.66	16.00
	3	15.32	15.33	15.33	16.00
	4	15.31	15.33	15.32	16.00

WCDMA1700(ANT1 DSI 6)

Item	band	FDDIV result			
	ARFCN	1513 (1752.6MHz)	1412 (1732.4MHz)	1312 (1712.4MHz)	Tune up
WCDMA	\	19.09	19.17	19.12	19.80
HSUPA	1	18.53	18.62	18.58	19.00
	2	16.91	16.96	16.99	18.00
	3	17.73	17.76	17.77	19.00
	4	16.94	16.99	17.01	18.00
	5	18.55	18.63	18.59	19.00
DC-HSDPA	1	18.55	18.57	18.56	19.00
	2	18.55	18.56	18.55	19.00
	3	18.15	18.17	18.16	19.00
	4	18.14	18.16	18.15	19.00

WCDMA1700(ANT1 DSI 9)

Item	band	FDDIV result			
	ARFCN	1513 (1752.6MHz)	1412 (1732.4MHz)	1312 (1712.4MHz)	Tune up
WCDMA	\	20.07	20.13	20.03	20.80
HSUPA	1	19.48	19.57	19.53	20.00
	2	17.78	17.83	17.86	19.00
	3	18.64	18.67	18.68	20.00
	4	17.81	17.86	17.88	19.00
	5	19.5	19.59	19.55	20.00
DC-HSDPA	1	19.51	19.52	19.52	20.00
	2	19.5	19.52	19.51	20.00
	3	19.09	19.10	19.09	20.00
	4	19.07	19.09	19.09	20.00

WCDMA1700(ANT1 DSI 10)

Item	band	FDDIV result			
	ARFCN	1513 (1752.6MHz)	1412 (1732.4MHz)	1312 (1712.4MHz)	Tune up
WCDMA	\	14.08	14.09	14.11	14.80
HSUPA	1	13.67	13.73	13.70	14.00
	2	12.48	12.51	12.53	13.00
	3	13.08	13.10	13.11	14.00
	4	12.49	12.53	12.55	13.00
	5	13.68	13.74	13.71	14.00
DC-HSDPA	1	13.68	13.70	13.69	14.00
	2	13.68	13.69	13.68	14.00
	3	13.39	13.40	13.40	14.00
	4	13.38	13.40	13.39	14.00

WCDMA1700(ANT1 DSI 19)

Item	band	FDDIV result			
	ARFCN	1513 (1752.6MHz)	1412 (1732.4MHz)	1312 (1712.4MHz)	Tune up
WCDMA	\	18.54	18.63	18.63	19.30
HSUPA	1	18	18.08	18.04	19.00
	2	16.43	16.47	16.50	18.00
	3	17.22	17.25	17.26	19.00
	4	16.45	16.50	16.52	18.00
	5	18.01	18.10	18.06	19.00
DC-HSDPA	1	18.02	18.04	18.03	19.00
	2	18.01	18.03	18.02	19.00
	3	17.63	17.65	17.64	19.00
	4	17.62	17.64	17.63	19.00

WCDMA850(ANT1 DSI 0)

Item	band	FDDV result			Tune up
	ARFCN	4233 (846.6MHz)	4183 (836.6MHz)	4132 (826.4MHz)	
WCDMA	\	23.79	23.84	23.76	25.00
HSUPA	1	23.07	23.08	23.14	23.50
	2	21.04	21.18	21.18	21.50
	3	22.03	22.14	22.10	22.50
	4	21.06	21.20	21.20	21.50
	5	23.09	23.10	23.15	23.50
DC-HSDPA	1	23.1	23.15	23.11	24.00
	2	23.09	23.14	23.12	24.00
	3	22.6	22.65	22.62	23.50
	4	22.61	22.64	22.63	23.50

WCDMA850(ANT1 DSI 5)

Item	band	FDDV result			Tune up
	ARFCN	4233 (846.6MHz)	4183 (836.6MHz)	4132 (826.4MHz)	
WCDMA	\	23.17	23.26	23.18	24.00
HSUPA	1	22.47	22.48	22.54	23.00
	2	20.49	20.63	20.63	22.00
	3	21.46	21.56	21.52	23.00
	4	20.51	20.65	20.65	22.00
	5	22.49	22.50	22.55	23.00
DC-HSDPA	1	22.5	22.55	22.51	23.00
	2	22.49	22.54	22.52	23.00
	3	22.01	22.06	22.03	23.00
	4	22.02	22.05	22.04	23.00

WCDMA850(ANT1 DSI 10)

Item	band	FDDV result			Tune up
	ARFCN	4233 (846.6MHz)	4183 (836.6MHz)	4132 (826.4MHz)	
WCDMA	\	21.13	21.19	21.20	22.00
HSUPA	1	20.49	20.50	20.55	21.00
	2	18.69	18.81	18.81	20.00
	3	19.57	19.66	19.63	21.00
	4	18.71	18.83	18.83	20.00
	5	20.51	20.52	20.56	21.00
DC-HSDPA	1	20.52	20.56	20.53	21.00
	2	20.51	20.55	20.53	21.00
	3	20.07	20.12	20.09	21.00
	4	20.08	20.11	20.10	21.00

WCDMA1900(ANT0 DSI 0)

Item	band	FDDII result			
	ARFCN	9538 (1907.6MHz)	9400 (1880MHz)	9262 (1852.4MHz)	Tune up
WCDMA	\	23.92	23.92	23.88	24.80
HSUPA	1	23.03	23.09	22.94	24.00
	2	21	21.06	20.86	22.00
	3	22.04	22.03	21.97	23.00
	4	21.04	21.03	20.96	22.00
	5	23.04	23.04	22.99	24.00
DC-HSDPA	1	23.02	23.04	22.94	24.00
	2	23.03	23.02	22.95	24.00
	3	22.52	22.51	22.47	23.50
	4	22.51	22.52	22.46	23.50

WCDMA1900(ANT1 DSI 2)

Item	band	FDDII result			
	ARFCN	9538 (1907.6MHz)	9400 (1880MHz)	9262 (1852.4MHz)	Tune up
WCDMA	\	22.05	22.04	21.99	22.80
HSUPA	1	21.23	21.28	21.15	22.00
	2	19.36	19.41	19.23	21.00
	3	20.32	20.31	20.25	22.00
	4	19.4	19.39	19.32	21.00
	5	21.24	21.24	21.19	22.00
DC-HSDPA	1	21.22	21.24	21.15	22.00
	2	21.23	21.22	21.16	22.00
	3	20.76	20.75	20.71	22.00
	4	20.75	20.76	20.70	22.00

WCDMA1900(ANT1 DSI 7)

Item	band	FDDII result			
	ARFCN	9538 (1907.6MHz)	9400 (1880MHz)	9262 (1852.4MHz)	Tune up
WCDMA	\	20.03	20.06	20.01	20.80
HSUPA	1	19.28	19.33	19.21	20.00
	2	17.58	17.64	17.47	19.00
	3	18.46	18.45	18.40	20.00
	4	17.62	17.61	17.55	19.00
	5	19.29	19.29	19.25	20.00
DC-HSDPA	1	19.28	19.29	19.21	20.00
	2	19.28	19.28	19.22	20.00
	3	18.86	18.85	18.82	20.00
	4	18.85	18.86	18.81	20.00

WCDMA1900(ANT1 DSI 9)

Item	band	FDDII result			
	ARFCN	9538 (1907.6MHz)	9400 (1880MHz)	9262 (1852.4MHz)	Tune up
WCDMA	\	23.51	23.56	23.52	24.30
HSUPA	1	22.64	22.69	22.55	23.00
	2	20.64	20.70	20.50	22.00
	3	21.66	21.65	21.59	23.00
	4	20.68	20.67	20.60	22.00
	5	22.65	22.65	22.60	23.00
DC-HSDPA	1	22.63	22.65	22.55	23.00
	2	22.64	22.63	22.56	23.00
	3	22.13	22.12	22.08	23.00
	4	22.12	22.13	22.08	23.00

WCDMA1900(ANT1 DSI 19)

Item	band	FDDII result			
	ARFCN	9538 (1907.6MHz)	9400 (1880MHz)	9262 (1852.4MHz)	Tune up
WCDMA	\	21.04	21.01	20.97	21.80
HSUPA	1	20.26	20.31	20.18	21.00
	2	18.47	18.52	18.35	20.00
	3	19.39	19.38	19.32	21.00
	4	18.51	18.50	18.44	20.00
	5	20.27	20.27	20.22	21.00
DC-HSDPA	1	20.25	20.27	20.18	21.00
	2	20.26	20.25	20.19	21.00
	3	19.81	19.80	19.76	21.00
	4	19.8	19.81	19.76	21.00

WCDMA1700(ANT0 DSI 0)

Item	band	FDDIV result			
	ARFCN	1513 (1752.6MHz)	1412 (1732.4MHz)	1312 (1712.4MHz)	Tune up
WCDMA	\	24.34	24.35	24.29	24.80
HSUPA	1	23.33	23.46	23.43	24.00
	2	21.43	21.41	21.41	22.00
	3	22.42	22.44	22.36	23.00
	4	21.4	21.41	21.38	22.00
	5	23.36	23.47	23.43	24.00
DC-HSDPA	1	23.38	23.43	23.40	24.00
	2	23.37	23.43	23.37	24.00
	3	22.88	22.96	22.89	23.50
	4	22.87	22.94	22.89	23.50

WCDMA1700(ANT0 DSI 2)

Item	band	FDDIV result			
	ARFCN	1513 (1752.6MHz)	1412 (1732.4MHz)	1312 (1712.4MHz)	Tune up
WCDMA	\	22.66	22.73	22.73	23.30
HSUPA	1	21.72	21.84	21.81	22.50
	2	19.95	19.94	19.94	21.50
	3	20.88	20.89	20.81	22.50
	4	19.93	19.94	19.91	21.50
	5	21.75	21.85	21.81	22.50
DC-HSDPA	1	21.76	21.81	21.78	22.50
	2	21.75	21.81	21.75	22.50
	3	21.3	21.38	21.31	22.50
	4	21.29	21.36	21.31	22.50

WCDMA1700(ANT0 DSI 7)

Item	band	FDDIV result			
	ARFCN	1513 (1752.6MHz)	1412 (1732.4MHz)	1312 (1712.4MHz)	Tune up
WCDMA	\	21.72	21.78	21.70	22.30
HSUPA	1	20.82	20.93	20.91	22.00
	2	19.12	19.11	19.11	21.00
	3	20.01	20.02	19.95	22.00
	4	19.1	19.11	19.08	21.00
	5	20.85	20.94	20.91	22.00
DC-HSDPA	1	20.86	20.91	20.88	22.00
	2	20.85	20.91	20.85	22.00
	3	20.42	20.49	20.43	22.00
	4	20.41	20.47	20.43	22.00

WCDMA1700(ANT0 DSI 9)

Item	band	FDDIV result			
	ARFCN	1513 (1752.6MHz)	1412 (1732.4MHz)	1312 (1712.4MHz)	Tune up
WCDMA	\	23.74	23.69	23.73	24.30
HSUPA	1	22.75	22.88	22.85	24.00
	2	20.9	20.88	20.88	23.00
	3	21.87	21.89	21.81	24.00
	4	20.87	20.88	20.85	23.00
	5	22.78	22.89	22.85	24.00
DC-HSDPA	1	22.8	22.85	22.82	24.00
	2	22.79	22.85	22.79	24.00
	3	22.32	22.39	22.33	24.00

	4	22.31	22.37	22.33	24.00
--	---	-------	-------	-------	-------

WCDMA1700(ANT0 DSI 19)

Item	band	FDDIV result			
	ARFCN	1513 (1752.6MHz)	1412 (1732.4MHz)	1312 (1712.4MHz)	Tune up
WCDMA	\	20.72	20.78	20.75	21.30
HSUPA	1	19.86	19.97	19.95	21.00
	2	18.24	18.23	18.23	20.00
	3	19.09	19.10	19.03	21.00
	4	18.22	18.23	18.20	20.00
	5	19.89	19.98	19.95	21.00
DC-HSDPA	1	19.9	19.95	19.92	21.00
	2	19.89	19.95	19.89	21.00
	3	19.48	19.55	19.49	21.00
	4	19.47	19.53	19.49	21.00

WCDMA850(ANT1 DSI 0)

Item	band	FDDV result			Tune up
	ARFCN	4233 (846.6MHz)	4183 (836.6MHz)	4132 (826.4MHz)	
WCDMA	\	24.32	24.38	24.34	25.00
HSUPA	1	23.32	23.49	23.40	23.50
	2	21.34	21.48	21.32	21.50
	3	22.34	22.42	22.33	22.50
	4	21.34	21.39	21.41	21.50
	5	23.35	23.47	23.43	23.50
DC-HSDPA	1	23.37	23.41	23.36	24.00
	2	23.38	23.44	23.38	24.00
	3	22.89	22.92	22.88	23.50
	4	22.88	22.94	22.88	23.50

12.3 LTE Measurement result

Maximum Target Power for Production Unit

DSI	Band	Antenna	Target Power										uncertainty		
			0	1	2	4	5	6	7	9	10	19			
			Tx power (dBm)	Tx power (dBm)	Tx power (dBm)	Tx power (dBm)	Tx power (dBm)	Tx power (dBm)	Tx power (dBm)	Tx power (dBm)	Tx power (dBm)	Tx power (dBm)	Tx power (dBm)	Tx power (dBm)	
	GSM_B890	1	32.5	32.5	32.5	32.5	32.5	32.5	32.5	32.5	32.5	29.5	32.5	+0.1	
	GSM_B1900	1	29.8	29.8	29.8	29.8	29.8	29.8	29.8	29.8	29.8	26.5	29.8	+0.1	
	WCDMA_B2	1	23.8	18.8	23.8	21.8	15.8	16.8	23.8	19.8	13.8	17.3	17.3	+0.1	
	WCDMA_B4	1	23.8	20.8	23.8	22.8	15.8	18.8	23.8	19.8	13.8	18.3	18.3	+0.1	
	WCDMA_B5	1	24	24	24	24	23	24	24	24	21	24	24	+0.1	
	LTE_B2	1	23.8	20.8	23.8	22.8	16.3	18.8	23.8	20.8	14.3	17.3	17.3	+0.1	
	LTE_B4	1	23.8	21.8	23.8	23.8	16.3	19.3	23.8	21.3	15.3	19.3	19.3	+0.1	
	LTE_B7	1	22.8	22.8	22.8	22.8	16.8	20.8	22.8	21.8	14.8	20.3	20.3	+0.1	
	LTE_B12	1	24	24	24	24	24	24	24	24	22.5	24	24	+0.1	
	LTE_B19	1	23.5	23.5	23.5	23.5	23.5	23.5	23.5	23.5	23.5	23.5	23.5	+0.1	
	LTE_B17	1	24	24	24	24	24	24	24	24	22.5	24	24	+0.1	
	LTE_B25	1	23.8	20.8	23.8	22.8	15.8	18.8	23.8	19.8	14.3	18.3	18.3	+0.1	
	LTE_B28	1	24	24	24	24	24	24	24	24	23	24	24	+0.1	
	LTE_B38	1	23	23	23	23	23	23	23	22	16	20	20	+0.1	
	LTE_B41	1	26	26	26	26	18.8	26.8	26	20.9	14.9	19.4	19.4	+0.1	
	LTE_B66	1	23.8	21.8	23.8	23.8	16.3	19.3	23.8	21.3	15.3	19.3	19.3	+0.1	
	LTE_B71	1	24	24	24	24	24	24	24	24	21	24	24	+0.1	
	GSM_B890	0	32.5	32.5	32.5	32.5	32.5	32.5	32.5	32.5	32.5	32.5	32.5	+0.1	
	GSM_B1900	0	29.8	29.8	29.8	29.8	29.8	29.8	29.8	29.8	29.8	29.8	29.8	+0.1	
	WCDMA_B2	0	23.8	23.8	23.8	23.8	23.8	23.8	23.8	23.8	23.8	23.8	23.8	+0.1	
	WCDMA_B4	0	23.8	23.8	23.8	23.8	23.8	23.8	23.8	23.8	23.8	23.8	23.8	+0.1	
	WCDMA_B5	0	24	24	24	24	24	24	24	24	24	24	24	+0.1	
	LTE_B2	0	23.8	23.8	23.8	23.8	23.8	23.8	23.8	23.8	23.8	23.8	23.8	+0.1	
	LTE_B4	0	23.8	23.8	23.8	23.8	23.8	23.8	23.8	23.8	23.8	23.8	23.8	+0.1	
	LTE_B7	0	22.8	22.8	22.8	22.8	22.8	22.8	22.8	22.8	22.8	22.8	22.8	+0.1	
	LTE_B12	0	24	24	24	24	24	24	24	24	24	24	24	+0.1	
	LTE_B19	0	23.5	23.5	23.5	23.5	23.5	23.5	23.5	23.5	23.5	23.5	23.5	+0.1	
	LTE_B17	0	24	24	24	24	24	24	24	24	24	24	24	+0.1	
	LTE_B25	0	23.8	23.8	23.8	23.8	23.8	23.8	23.8	23.8	23.8	23.8	23.8	+0.1	
	LTE_B28	0	24	24	24	24	24	24	24	24	24	24	24	+0.1	
	LTE_B38	0	23	23	23	23	23	23	23	23	23	23	23	+0.1	
	LTE_B41	0	26	26	26	26	26	26	26	26	26	26	26	+0.1	
	LTE_B66	0	23.8	23.8	23.8	23.8	23.8	23.8	23.8	23.8	23.8	23.8	23.8	+0.1	
	LTE_B71	0	24	24	24	24	24	24	24	24	24	24	24	+0.1	
	LTE_B2	4	23.1	23.1	23.1	23.1	23.1	23.1	23.1	23.1	23.1	23.1	23.1	+0.1	
	LTE_B25	4	23.1	23.1	23.1	23.1	23.1	23.1	23.1	23.1	23.1	23.1	23.1	+0.1	
	LTE_B66	4	23.2	23.2	23.2	23.2	23.2	23.2	23.2	23.2	23.2	23.2	23.2	+0.1	

Maximum Power Reduction (MPR) for LTE - Full Power

Modulation	Channel bandwidth / Transmission bandwidth configuration [RB]						MPR (dB)
	1.4	3	5	10	15	20	
	MHz	MHz	MHz	MHz	MHz	MHz	
QPSK	> 5	> 4	> 8	> 12	> 16	> 18	1
16 QAM	≤ 5	≤ 4	≤ 8	≤ 12	≤ 16	≤ 18	1
16 QAM	> 5	> 4	> 8	> 12	> 16	> 18	2
64 QAM	≤ 5	≤ 4	≤ 8	≤ 12	≤ 16	≤ 18	3
64 QAM	> 5	> 4	> 8	> 12	> 16	> 18	3

Maximum Power Reduction (MPR) for LTE – Low Power

Modulation	Channel bandwidth / Transmission bandwidth configuration [RB]						MPR (dB)
	1.4	3	5	10	15	20	
	MHz	MHz	MHz	MHz	MHz	MHz	
QPSK	> 5	> 4	> 8	> 12	> 16	> 18	0
16 QAM	≤ 5	≤ 4	≤ 8	≤ 12	≤ 16	≤ 18	0
16 QAM	> 5	> 4	> 8	> 12	> 16	> 18	0
64 QAM	≤ 5	≤ 4	≤ 8	≤ 12	≤ 16	≤ 18	0
64 QAM	> 5	> 4	> 8	> 12	> 16	> 18	0

LTE Band2(ANT1 DSI 0)

1.4MHz	1RB-High (5)	1909.3 (19193)	24.10	23.46	22.27
		1880 (18900)	24.13	23.37	22.12
		1850.7 (18607)	24.13	23.36	22.11
	1RB-Middle (3)	1909.3 (19193)	24.18	23.41	22.23
		1880 (18900)	24.08	23.51	22.35
		1850.7 (18607)	24.39	23.45	22.23
	1RB-Low (0)	1909.3 (19193)	24.21	23.51	22.32
		1880 (18900)	24.23	23.63	22.37
		1850.7 (18607)	24.22	23.58	22.17
	3RB-High (3)	1909.3 (19193)	24.09	23.13	21.97
		1880 (18900)	24.19	23.16	21.96
		1850.7 (18607)	24.17	23.23	22.05
	3RB-Middle (1)	1909.3 (19193)	24.20	23.30	22.08
		1880 (18900)	24.28	23.27	22.22
		1850.7 (18607)	24.25	23.50	22.15
	3RB-Low (0)	1909.3 (19193)	24.14	23.30	22.09
		1880 (18900)	24.27	23.06	22.17
		1850.7 (18607)	24.22	23.18	21.98
	6RB (0)	1909.3 (19193)	23.28	22.24	21.06
		1880 (18900)	23.26	22.28	21.07
		1850.7 (18607)	23.26	22.30	21.06

3MHz	1RB-High (14)	1908.5 (19185)	24.23	23.52	22.13
		1880 (18900)	24.25	23.47	22.21
		1851.5 (18615)	24.14	23.45	22.08
	1RB-Middle (7)	1908.5 (19185)	24.26	23.62	22.07
		1880 (18900)	24.14	23.49	22.10
		1851.5 (18615)	24.14	23.49	21.92
	1RB-Low (0)	1908.5 (19185)	24.40	23.64	22.29
		1880 (18900)	24.39	23.54	22.35
		1851.5 (18615)	24.42	23.68	22.34
	8RB-High (7)	1908.5 (19185)	23.32	22.28	21.15
		1880 (18900)	23.34	22.26	21.17
		1851.5 (18615)	23.36	22.24	21.26
	8RB-Middle (4)	1908.5 (19185)	23.35	22.46	21.23
		1880 (18900)	23.40	22.47	21.09
		1851.5 (18615)	23.42	22.21	21.19
	8RB-Low (0)	1908.5 (19185)	23.37	22.29	21.20
		1880 (18900)	23.36	22.43	21.14
		1851.5 (18615)	23.39	22.45	21.35
	15RB (0)	1908.5 (19185)	23.34	22.40	21.04
		1880 (18900)	23.27	22.25	21.09
		1851.5 (18615)	23.40	22.43	21.14

5MHz	1RB-High (24)	1907.5 (19175)	24.31	23.39	22.15
		1880 (18900)	24.23	23.51	22.20
		1852.5 (18625)	24.23	23.55	22.47
	1RB-Middle (12)	1907.5 (19175)	24.23	23.56	22.05
		1880 (18900)	24.16	23.37	22.23
		1852.5 (18625)	24.22	23.52	21.98
	1RB-Low (0)	1907.5 (19175)	24.30	23.66	22.19
		1880 (18900)	24.35	23.54	22.49
		1852.5 (18625)	24.31	23.61	22.38
	12RB-High (13)	1907.5 (19175)	23.29	22.32	21.10
		1880 (18900)	23.37	22.35	21.04
		1852.5 (18625)	23.29	22.32	21.02
	12RB-Middle (6)	1907.5 (19175)	23.41	22.45	21.11
		1880 (18900)	23.34	22.35	21.05
		1852.5 (18625)	23.40	22.44	21.22
	12RB-Low (0)	1907.5 (19175)	23.40	22.41	21.26
		1880 (18900)	23.41	22.34	21.12
		1852.5 (18625)	23.44	22.44	21.23
	25RB (0)	1907.5 (19175)	23.33	22.40	21.09
		1880 (18900)	23.37	22.35	21.04
		1852.5 (18625)	23.41	22.44	21.15

10MHz	1RB-High (49)	1905 (19150)	24.26	23.58	22.15
		1880 (18900)	24.36	23.72	22.32
		1855 (18650)	24.31	23.58	22.11
	1RB-Middle (24)	1905 (19150)	24.34	23.62	22.27
		1880 (18900)	24.35	23.39	22.30
		1855 (18650)	24.42	23.45	22.34
	1RB-Low (0)	1905 (19150)	24.36	23.68	22.30
		1880 (18900)	24.35	23.78	22.42
		1855 (18650)	24.38	23.67	22.22
	25RB-High (25)	1905 (19150)	23.40	22.32	21.20
		1880 (18900)	23.38	22.39	21.20
		1855 (18650)	23.38	22.31	21.17
	25RB-Middle (12)	1905 (19150)	23.38	22.51	21.24
		1880 (18900)	23.37	22.38	21.21
		1855 (18650)	23.48	22.45	21.23
	25RB-Low (0)	1905 (19150)	23.45	22.34	21.25
		1880 (18900)	23.39	22.48	21.14
		1855 (18650)	23.42	22.49	21.26
	50RB (0)	1905 (19150)	23.37	22.37	21.18
		1880 (18900)	23.35	22.31	21.09
		1855 (18650)	23.39	22.43	21.20

15MHz	1RB-High (74)	1902.5 (19125)	24.18	23.75	21.93
		1880 (18900)	24.17	23.54	22.29
		1857.5 (18675)	24.20	23.37	22.51
	1RB-Middle (37)	1902.5 (19125)	24.18	23.50	22.22
		1880 (18900)	24.29	23.46	22.50
		1857.5 (18675)	24.24	23.63	22.29
	1RB-Low (0)	1902.5 (19125)	24.33	23.51	22.23
		1880 (18900)	24.22	23.63	22.06
		1857.5 (18675)	24.27	23.50	22.39
	36RB-High (38)	1902.5 (19125)	23.35	22.37	21.30
		1880 (18900)	23.29	22.28	21.32
		1857.5 (18675)	23.33	22.29	21.39
	36RB-Middle (19)	1902.5 (19125)	23.39	22.30	21.43
		1880 (18900)	23.32	22.28	21.34
		1857.5 (18675)	23.33	22.37	21.35
	36RB-Low (0)	1902.5 (19125)	23.41	22.38	21.30
		1880 (18900)	23.37	22.38	21.32
		1857.5 (18675)	23.26	22.27	21.35
	75RB (0)	1902.5 (19125)	23.39	22.41	21.17
		1880 (18900)	23.31	22.27	21.24
		1857.5 (18675)	23.36	22.31	21.41

20MHz	1RB-High (99)	1900 (19100)	23.99	23.29	21.62
		1880 (18900)	23.98	23.39	22.11
		1860 (18700)	24.09	23.42	22.43
	1RB-Middle (50)	1900 (19100)	24.02	23.39	21.96
		1880 (18900)	24.04	23.29	22.12
		1860 (18700)	24.08	23.41	22.22
	1RB-Low (0)	1900 (19100)	24.03	23.45	22.09
		1880 (18900)	24.15	23.42	21.60
		1860 (18700)	24.06	23.27	22.32
	50RB-High (50)	1900 (19100)	23.17	22.18	20.95
		1880 (18900)	23.11	22.09	21.08
		1860 (18700)	23.18	22.18	21.21
	50RB-Middle (25)	1900 (19100)	23.21	22.24	21.07
		1880 (18900)	23.14	22.25	21.13
		1860 (18700)	23.20	22.23	21.30
	50RB-Low (0)	1900 (19100)	23.17	22.24	20.89
		1880 (18900)	23.17	22.08	20.92
		1860 (18700)	23.13	22.20	21.20
	100RB (0)	1900 (19100)	23.22	22.19	20.90
		1880 (18900)	23.11	22.07	20.96
		1860 (18700)	23.17	22.25	21.22

LTE Band2(ANT1 DSI 1)

1.4MHz	1RB-High (5)	1909.3 (19193)	20.70	20.95	21.00
		1880 (18900)	20.80	21.12	21.05
		1850.7 (18607)	20.84	21.19	20.95
	1RB-Middle (3)	1909.3 (19193)	20.74	21.13	20.90
		1880 (18900)	21.09	21.19	21.21
		1850.7 (18607)	21.29	21.17	21.15
	1RB-Low (0)	1909.3 (19193)	20.80	21.21	21.14
		1880 (18900)	20.89	21.25	21.10
		1850.7 (18607)	21.06	21.20	21.14
	3RB-High (3)	1909.3 (19193)	20.77	20.96	20.86
		1880 (18900)	20.86	20.82	20.92
		1850.7 (18607)	20.90	20.77	21.00
	3RB-Middle (1)	1909.3 (19193)	20.99	21.09	21.02
		1880 (18900)	20.85	21.06	21.12
		1850.7 (18607)	20.89	21.01	21.04
	3RB-Low (0)	1909.3 (19193)	20.80	20.90	21.06
		1880 (18900)	20.87	21.04	21.00
		1850.7 (18607)	20.91	21.10	20.94
	6RB (0)	1909.3 (19193)	20.90	21.07	20.90
		1880 (18900)	20.90	21.09	20.94
		1850.7 (18607)	20.95	21.02	20.94
3MHz	1RB-High (14)	1908.5 (19185)	20.84	21.19	21.05
		1880 (18900)	20.85	21.22	21.10
		1851.5 (18615)	20.89	21.27	21.16
	1RB-Middle (7)	1908.5 (19185)	20.89	21.27	20.62
		1880 (18900)	20.91	21.02	21.21
		1851.5 (18615)	20.84	21.26	21.15
	1RB-Low (0)	1908.5 (19185)	21.11	21.01	20.97
		1880 (18900)	21.01	21.04	20.87
		1851.5 (18615)	21.04	21.26	20.96
	8RB-High (7)	1908.5 (19185)	20.91	20.92	20.94
		1880 (18900)	21.01	21.04	21.01
		1851.5 (18615)	20.99	21.04	21.01
	8RB-Middle (4)	1908.5 (19185)	21.02	21.02	21.20
		1880 (18900)	21.00	21.07	21.04
		1851.5 (18615)	21.09	21.15	21.21
	8RB-Low (0)	1908.5 (19185)	21.09	21.14	21.05
		1880 (18900)	21.00	21.00	20.91
		1851.5 (18615)	21.19	21.19	21.21
	15RB (0)	1908.5 (19185)	20.99	21.09	21.01
		1880 (18900)	20.96	20.94	20.87
		1851.5 (18615)	20.96	20.92	21.00

5MHz	1RB-High (24)	1907.5 (19175)	20.86	21.26	20.91	
		1880 (18900)	20.90	21.01	21.07	
		1852.5 (18625)	20.89	21.01	21.19	
	1RB-Middle (12)	1907.5 (19175)	20.84	21.24	20.84	
		1880 (18900)	20.85	21.00	21.11	
		1852.5 (18625)	20.82	20.97	21.14	
	1RB-Low (0)	1907.5 (19175)	20.91	20.99	21.21	
		1880 (18900)	21.10	21.02	21.20	
		1852.5 (18625)	21.06	21.01	21.30	
	12RB-High (13)	1907.5 (19175)	20.90	21.02	20.95	
		1880 (18900)	20.99	20.96	21.04	
		1852.5 (18625)	20.95	20.82	21.00	
	12RB-Middle (6)	1907.5 (19175)	21.10	21.12	21.10	
		1880 (18900)	21.01	21.02	21.06	
		1852.5 (18625)	21.15	21.09	21.10	
	12RB-Low (0)	1907.5 (19175)	21.12	20.97	21.02	
		1880 (18900)	21.02	21.10	20.97	
		1852.5 (18625)	21.05	21.20	21.07	
	25RB (0)	1907.5 (19175)	21.09	20.94	21.01	
		1880 (18900)	21.01	20.99	21.05	
		1852.5 (18625)	21.15	21.02	21.10	
	10MHz	1RB-High (49)	1905 (19150)	20.79	21.30	21.17
			1880 (18900)	20.96	21.21	21.29
			1855 (18650)	20.90	20.91	20.96
1RB-Middle (24)		1905 (19150)	21.05	21.19	21.17	
		1880 (18900)	20.89	21.04	21.12	
		1855 (18650)	21.02	21.11	21.21	
1RB-Low (0)		1905 (19150)	21.10	20.91	21.09	
		1880 (18900)	21.04	21.12	21.11	
		1855 (18650)	21.07	21.11	21.29	
25RB-High (25)		1905 (19150)	21.02	21.20	21.06	
		1880 (18900)	21.02	20.97	21.02	
		1855 (18650)	21.02	21.04	21.11	
25RB-Middle (12)		1905 (19150)	21.15	20.95	21.05	
		1880 (18900)	20.92	20.99	21.09	
		1855 (18650)	20.66	21.26	21.01	
25RB-Low (0)		1905 (19150)	21.04	21.10	21.06	
		1880 (18900)	21.02	21.02	21.02	
		1855 (18650)	21.19	21.14	21.16	
50RB (0)		1905 (19150)	21.04	21.11	21.11	
		1880 (18900)	20.99	20.92	21.05	
		1855 (18650)	21.07	21.01	21.10	

15MHz	1RB-High (74)	1902.5 (19125)	20.72	21.01	21.02	
		1880 (18900)	20.74	21.17	21.20	
		1857.5 (18675)	20.85	21.15	21.07	
	1RB-Middle (37)	1902.5 (19125)	20.69	21.25	21.02	
		1880 (18900)	20.76	21.10	20.89	
		1857.5 (18675)	20.67	21.01	21.07	
	1RB-Low (0)	1902.5 (19125)	20.77	21.01	21.13	
		1880 (18900)	20.81	21.16	21.26	
		1857.5 (18675)	20.75	21.19	20.97	
	36RB-High (38)	1902.5 (19125)	20.94	20.92	20.89	
		1880 (18900)	20.84	20.85	20.84	
		1857.5 (18675)	20.94	20.95	20.90	
	36RB-Middle (19)	1902.5 (19125)	20.92	20.91	20.91	
		1880 (18900)	20.81	20.79	20.86	
		1857.5 (18675)	20.90	20.89	20.92	
	36RB-Low (0)	1902.5 (19125)	20.87	20.95	20.95	
		1880 (18900)	20.79	20.84	20.86	
		1857.5 (18675)	20.89	20.85	20.91	
	75RB (0)	1902.5 (19125)	20.95	20.96	20.87	
		1880 (18900)	20.86	20.82	20.89	
		1857.5 (18675)	20.91	20.89	20.87	
	20MHz	1RB-High (99)	1900 (19100)	20.61	20.99	20.79
			1880 (18900)	20.61	21.01	20.72
			1860 (18700)	20.63	20.92	20.99
		1RB-Middle (50)	1900 (19100)	20.49	20.89	20.94
			1880 (18900)	20.56	20.80	20.83
			1860 (18700)	20.51	20.90	20.81
1RB-Low (0)		1900 (19100)	20.54	20.91	20.86	
		1880 (18900)	20.64	20.84	20.75	
		1860 (18700)	20.60	20.90	20.72	
50RB-High (50)		1900 (19100)	20.76	20.75	20.81	
		1880 (18900)	20.66	20.68	20.74	
		1860 (18700)	20.71	20.70	20.78	
50RB-Middle (25)		1900 (19100)	20.79	20.73	20.79	
		1880 (18900)	20.74	20.69	20.75	
		1860 (18700)	20.75	20.78	20.75	
50RB-Low (0)		1900 (19100)	20.76	20.81	20.77	
		1880 (18900)	20.73	20.68	20.94	
		1860 (18700)	20.75	20.75	20.66	
100RB (0)		1900 (19100)	20.76	20.66	20.72	
		1880 (18900)	20.70	20.62	20.73	
		1860 (18700)	20.71	20.77	20.82	

LTE Band2(ANT1 DSI 4)

1.4MHz	1RB-High (5)	1909.3 (19193)	23.17	23.15	22.21
		1880 (18900)	23.29	23.34	22.27
		1850.7 (18607)	23.33	23.43	22.15
	1RB-Middle (3)	1909.3 (19193)	23.22	23.36	22.10
		1880 (18900)	23.61	23.43	22.45
		1850.7 (18607)	23.52	23.41	22.38
	1RB-Low (0)	1909.3 (19193)	23.29	23.45	22.37
		1880 (18900)	23.39	23.49	22.32
		1850.7 (18607)	23.58	23.44	22.37
	3RB-High (3)	1909.3 (19193)	23.25	22.16	22.05
		1880 (18900)	23.35	22.00	22.12
		1850.7 (18607)	23.40	21.95	22.14
	3RB-Middle (1)	1909.3 (19193)	23.50	22.31	22.33
		1880 (18900)	23.34	22.28	22.34
		1850.7 (18607)	23.39	22.22	22.26
	3RB-Low (0)	1909.3 (19193)	23.29	22.10	22.28
		1880 (18900)	23.36	22.26	22.21
		1850.7 (18607)	23.41	22.32	22.25
	6RB (0)	1909.3 (19193)	23.40	22.30	21.10
		1880 (18900)	23.40	22.31	21.15
		1850.7 (18607)	23.45	22.23	21.15
3MHz	1RB-High (14)	1908.5 (19185)	23.33	23.43	22.27
		1880 (18900)	23.34	23.45	22.32
		1851.5 (18615)	23.39	23.52	22.39
	1RB-Middle (7)	1908.5 (19185)	23.39	23.52	22.68
		1880 (18900)	23.41	23.23	22.45
		1851.5 (18615)	23.33	23.50	22.38
	1RB-Low (0)	1908.5 (19185)	23.63	23.22	22.17
		1880 (18900)	23.52	23.26	22.06
		1851.5 (18615)	23.56	23.50	22.16
	8RB-High (7)	1908.5 (19185)	23.41	22.12	21.15
		1880 (18900)	23.52	22.26	21.22
		1851.5 (18615)	23.50	22.26	21.22
	8RB-Middle (4)	1908.5 (19185)	23.53	22.23	21.44
		1880 (18900)	23.51	22.30	21.26
		1851.5 (18615)	23.61	22.38	21.45
	8RB-Low (0)	1908.5 (19185)	23.61	22.37	21.27
		1880 (18900)	23.51	22.21	21.11
		1851.5 (18615)	23.73	22.43	21.45
	15RB (0)	1908.5 (19185)	23.50	22.31	21.22
		1880 (18900)	23.46	22.15	21.06
		1851.5 (18615)	23.46	22.12	21.21

5MHz	1RB-High (24)	1907.5 (19175)	23.35	23.50	22.11	
		1880 (18900)	23.40	23.22	22.30	
		1852.5 (18625)	23.39	23.22	22.43	
	1RB-Middle (12)	1907.5 (19175)	23.33	23.48	22.03	
		1880 (18900)	23.34	23.21	22.33	
		1852.5 (18625)	23.30	23.17	22.37	
	1RB-Low (0)	1907.5 (19175)	23.41	23.20	22.45	
		1880 (18900)	23.62	23.23	22.44	
		1852.5 (18625)	23.58	23.22	22.55	
	12RB-High (13)	1907.5 (19175)	23.40	22.23	21.15	
		1880 (18900)	23.50	22.16	21.26	
		1852.5 (18625)	23.45	22.00	21.21	
	12RB-Middle (6)	1907.5 (19175)	23.62	22.34	21.32	
		1880 (18900)	23.52	22.23	21.28	
		1852.5 (18625)	23.68	22.31	21.32	
	12RB-Low (0)	1907.5 (19175)	23.64	22.17	21.23	
		1880 (18900)	23.53	22.32	21.17	
		1852.5 (18625)	23.57	22.44	21.30	
	25RB (0)	1907.5 (19175)	23.61	22.15	21.22	
		1880 (18900)	23.52	22.20	21.27	
		1852.5 (18625)	23.68	22.23	21.32	
	10MHz	1RB-High (49)	1905 (19150)	23.28	23.55	22.41
			1880 (18900)	23.46	23.45	22.54
			1855 (18650)	23.40	23.11	22.16
1RB-Middle (24)		1905 (19150)	23.57	23.43	22.41	
		1880 (18900)	23.39	23.26	22.34	
		1855 (18650)	23.53	23.33	22.45	
1RB-Low (0)		1905 (19150)	23.62	23.11	22.31	
		1880 (18900)	23.56	23.34	22.33	
		1855 (18650)	23.60	23.33	22.54	
25RB-High (25)		1905 (19150)	23.53	22.44	21.28	
		1880 (18900)	23.53	22.17	21.23	
		1855 (18650)	23.53	22.26	21.33	
25RB-Middle (12)		1905 (19150)	23.68	22.15	21.27	
		1880 (18900)	23.42	22.20	21.31	
		1855 (18650)	23.13	22.50	21.22	
25RB-Low (0)		1905 (19150)	23.56	22.32	21.28	
		1880 (18900)	23.53	22.23	21.23	
		1855 (18650)	23.73	22.37	21.39	
50RB (0)		1905 (19150)	23.56	22.33	21.33	
		1880 (18900)	23.50	22.12	21.27	
		1855 (18650)	23.60	22.22	21.32	

15MHz	1RB-High (74)	1902.5 (19125)	23.19	23.22	22.23
		1880 (18900)	23.22	23.41	22.44
		1857.5 (18675)	23.34	23.38	22.30
	1RB-Middle (37)	1902.5 (19125)	23.16	23.49	22.23
		1880 (18900)	23.24	23.32	22.09
		1857.5 (18675)	23.14	23.22	22.30
	1RB-Low (0)	1902.5 (19125)	23.25	23.22	22.36
		1880 (18900)	23.30	23.39	22.50
		1857.5 (18675)	23.23	23.43	22.17
	36RB-High (38)	1902.5 (19125)	23.45	22.12	21.09
		1880 (18900)	23.33	22.04	21.03
		1857.5 (18675)	23.45	22.15	21.10
	36RB-Middle (19)	1902.5 (19125)	23.42	22.11	21.11
		1880 (18900)	23.30	21.98	21.05
		1857.5 (18675)	23.40	22.09	21.12
	36RB-Low (0)	1902.5 (19125)	23.36	22.15	21.15
		1880 (18900)	23.28	22.03	21.05
		1857.5 (18675)	23.39	22.04	21.11
	75RB (0)	1902.5 (19125)	23.45	22.16	21.06
		1880 (18900)	23.35	22.00	21.09
		1857.5 (18675)	23.41	22.09	21.06
20MHz	1RB-High (99)	1900 (19100)	23.32	23.55	21.94
		1880 (18900)	23.21	23.54	22.25
		1860 (18700)	23.30	23.65	22.55
	1RB-Middle (50)	1900 (19100)	23.28	23.56	22.19
		1880 (18900)	23.26	23.60	22.41
		1860 (18700)	23.30	23.51	22.39
	1RB-Low (0)	1900 (19100)	23.24	23.63	22.33
		1880 (18900)	23.37	23.53	21.81
		1860 (18700)	23.31	23.67	22.50
	50RB-High (50)	1900 (19100)	23.38	22.39	21.25
		1880 (18900)	23.29	22.28	21.26
		1860 (18700)	23.37	22.45	21.48
	50RB-Middle (25)	1900 (19100)	23.42	22.39	21.33
		1880 (18900)	23.37	22.34	21.33
		1860 (18700)	23.36	22.42	21.39
	50RB-Low (0)	1900 (19100)	23.44	22.39	21.12
		1880 (18900)	23.36	22.37	21.17
		1860 (18700)	23.32	22.36	21.34
	100RB (0)	1900 (19100)	23.46	22.42	21.17
		1880 (18900)	23.50	22.25	21.11
		1860 (18700)	23.38	22.40	21.45

LTE Band2(ANT1 DSI 5)

1.4MHz	1RB-High (5)	1909.3 (19193)	16.52	16.72	16.76
		1880 (18900)	16.60	16.86	16.80
		1850.7 (18607)	16.63	16.91	16.72
	1RB-Middle (3)	1909.3 (19193)	16.55	17.07	16.68
		1880 (18900)	16.83	16.91	16.93
		1850.7 (18607)	16.99	16.90	16.88
	1RB-Low (0)	1909.3 (19193)	16.60	16.93	16.87
		1880 (18900)	16.67	16.96	16.84
		1850.7 (18607)	16.81	16.92	17.03
	3RB-High (3)	1909.3 (19193)	16.58	16.73	16.65
		1880 (18900)	16.65	16.62	16.70
		1850.7 (18607)	16.68	16.58	16.76
	3RB-Middle (1)	1909.3 (19193)	16.75	16.83	16.78
		1880 (18900)	16.64	16.81	16.86
		1850.7 (18607)	16.67	16.77	16.79
	3RB-Low (0)	1909.3 (19193)	16.60	16.68	16.81
		1880 (18900)	16.66	16.79	16.76
		1850.7 (18607)	16.69	16.84	16.71
	6RB (0)	1909.3 (19193)	16.68	16.82	16.68
		1880 (18900)	16.68	16.83	16.71
		1850.7 (18607)	16.72	16.78	16.71
3MHz	1RB-High (14)	1908.5 (19185)	16.63	16.91	16.80
		1880 (18900)	16.64	16.94	16.84
		1851.5 (18615)	16.67	16.98	16.89
	1RB-Middle (7)	1908.5 (19185)	16.67	16.98	16.46
		1880 (18900)	16.69	17.02	17.26
		1851.5 (18615)	16.63	17.21	17.26
	1RB-Low (0)	1908.5 (19185)	16.85	17.01	16.98
		1880 (18900)	16.77	17.03	16.90
		1851.5 (18615)	16.79	17.21	16.97
	8RB-High (7)	1908.5 (19185)	16.69	16.70	16.71
		1880 (18900)	16.77	16.79	16.77
		1851.5 (18615)	16.75	16.79	16.77
	8RB-Middle (4)	1908.5 (19185)	16.78	16.78	16.92
		1880 (18900)	16.76	16.82	16.79
		1851.5 (18615)	16.83	16.88	16.93
	8RB-Low (0)	1908.5 (19185)	16.83	16.87	16.80
		1880 (18900)	16.76	16.76	16.69
		1851.5 (18615)	16.91	16.91	16.93
	15RB (0)	1908.5 (19185)	16.75	16.83	16.77
		1880 (18900)	16.73	16.71	16.66
		1851.5 (18615)	16.73	16.70	16.76

5MHz	1RB-High (24)	1907.5 (19175)	16.65	16.97	16.69
		1880 (18900)	16.68	17.01	16.82
		1852.5 (18625)	16.67	17.01	16.91
	1RB-Middle (12)	1907.5 (19175)	16.63	17.19	16.63
		1880 (18900)	16.64	17.00	17.25
		1852.5 (18625)	16.62	16.98	16.87
	1RB-Low (0)	1907.5 (19175)	16.69	16.99	17.04
		1880 (18900)	16.84	17.02	16.92
		1852.5 (18625)	16.81	17.01	17.00
	12RB-High (13)	1907.5 (19175)	16.68	16.78	16.72
		1880 (18900)	16.75	16.73	16.79
		1852.5 (18625)	16.72	16.62	16.76
	12RB-Middle (6)	1907.5 (19175)	16.84	16.86	16.84
		1880 (18900)	16.77	16.78	16.81
		1852.5 (18625)	16.88	16.83	16.84
	12RB-Low (0)	1907.5 (19175)	16.86	16.74	16.78
		1880 (18900)	16.78	16.84	16.74
		1852.5 (18625)	16.80	16.92	16.82
	25RB (0)	1907.5 (19175)	16.83	16.71	16.77
		1880 (18900)	16.77	16.75	16.80
		1852.5 (18625)	16.88	16.78	16.84
10MHz	1RB-High (49)	1905 (19150)	16.59	17.00	16.90
		1880 (18900)	16.73	16.93	16.99
		1855 (18650)	16.68	17.15	16.73
	1RB-Middle (24)	1905 (19150)	16.80	17.03	16.90
		1880 (18900)	16.67	17.09	16.86
		1855 (18650)	16.78	16.93	16.93
	1RB-Low (0)	1905 (19150)	16.84	17.10	16.83
		1880 (18900)	16.79	17.09	16.85
		1855 (18650)	16.82	17.16	16.99
	25RB-High (25)	1905 (19150)	16.78	16.74	16.81
		1880 (18900)	16.78	16.74	16.78
		1855 (18650)	16.78	16.79	16.85
	25RB-Middle (12)	1905 (19150)	16.88	16.72	16.80
		1880 (18900)	16.70	16.75	16.83
		1855 (18650)	16.49	16.97	16.77
	25RB-Low (0)	1905 (19150)	16.79	16.84	16.81
		1880 (18900)	16.78	16.78	16.78
		1855 (18650)	16.91	16.87	16.89
	50RB (0)	1905 (19150)	16.79	16.85	16.85
		1880 (18900)	16.75	16.70	16.80
		1855 (18650)	16.82	16.77	16.84

15MHz	1RB-High (74)	1902.5 (19125)	16.54	16.77	16.78	
		1880 (18900)	16.55	16.90	16.92	
		1857.5 (18675)	16.64	16.88	16.82	
	1RB-Middle (37)	1902.5 (19125)	16.51	16.96	16.78	
		1880 (18900)	16.57	16.84	16.67	
		1857.5 (18675)	16.50	16.77	16.82	
	1RB-Low (0)	1902.5 (19125)	16.58	16.77	17.03	
		1880 (18900)	16.61	16.89	16.97	
		1857.5 (18675)	16.56	16.91	16.74	
	36RB-High (38)	1902.5 (19125)	16.71	16.70	16.67	
		1880 (18900)	16.63	16.64	16.63	
		1857.5 (18675)	16.71	16.72	16.68	
	36RB-Middle (19)	1902.5 (19125)	16.70	16.69	16.69	
		1880 (18900)	16.61	16.59	16.65	
		1857.5 (18675)	16.68	16.67	16.70	
	36RB-Low (0)	1902.5 (19125)	16.66	16.72	16.72	
		1880 (18900)	16.59	16.63	16.65	
		1857.5 (18675)	16.67	16.64	16.69	
	75RB (0)	1902.5 (19125)	16.72	16.73	16.66	
		1880 (18900)	16.65	16.62	16.67	
		1857.5 (18675)	16.69	16.67	16.66	
	20MHz	1RB-High (99)	1900 (19100)	16.45	16.91	16.76
			1880 (18900)	16.54	16.93	16.99
			1860 (18700)	16.55	16.91	16.85
		1RB-Middle (50)	1900 (19100)	16.45	16.83	16.81
			1880 (18900)	16.48	16.83	16.81
			1860 (18700)	16.50	16.80	16.90
1RB-Low (0)		1900 (19100)	16.52	17.06	17.01	
		1880 (18900)	16.55	16.86	16.91	
		1860 (18700)	16.79	16.91	16.82	
50RB-High (50)		1900 (19100)	16.68	16.66	16.74	
		1880 (18900)	16.64	16.59	16.66	
		1860 (18700)	16.72	16.69	16.67	
50RB-Middle (25)		1900 (19100)	16.74	16.70	16.70	
		1880 (18900)	16.64	16.66	16.66	
		1860 (18700)	16.75	16.68	16.76	
50RB-Low (0)		1900 (19100)	16.67	16.73	16.68	
		1880 (18900)	16.69	16.65	16.66	
		1860 (18700)	16.66	16.67	16.58	
100RB (0)		1900 (19100)	16.65	16.78	16.73	
		1880 (18900)	16.65	16.67	16.65	
		1860 (18700)	16.70	16.73	16.71	

LTE Band2(ANT1 DSI 6)

1.4MHz	1RB-High (5)	1909.3 (19193)	19.15	19.38	19.43
		1880 (18900)	19.25	19.54	19.48
		1850.7 (18607)	19.28	19.61	19.38
	1RB-Middle (3)	1909.3 (19193)	19.19	19.55	19.34
		1880 (18900)	19.51	19.61	19.63
		1850.7 (18607)	19.70	19.59	19.57
	1RB-Low (0)	1909.3 (19193)	19.25	19.63	19.56
		1880 (18900)	19.33	19.66	19.52
		1850.7 (18607)	19.49	19.62	19.56
	3RB-High (3)	1909.3 (19193)	19.22	19.39	19.30
		1880 (18900)	19.30	19.26	19.36
		1850.7 (18607)	19.34	19.22	19.43
	3RB-Middle (1)	1909.3 (19193)	19.42	19.51	19.45
		1880 (18900)	19.29	19.49	19.54
		1850.7 (18607)	19.33	19.44	19.47
	3RB-Low (0)	1909.3 (19193)	19.25	19.34	19.49
		1880 (18900)	19.31	19.47	19.43
		1850.7 (18607)	19.35	19.52	19.38
	6RB (0)	1909.3 (19193)	19.34	19.50	19.34
		1880 (18900)	19.34	19.51	19.38
		1850.7 (18607)	19.38	19.45	19.38
3MHz	1RB-High (14)	1908.5 (19185)	19.28	19.61	19.48
		1880 (18900)	19.29	19.63	19.52
		1851.5 (18615)	19.33	19.68	19.58
	1RB-Middle (7)	1908.5 (19185)	19.33	19.68	19.08
		1880 (18900)	19.35	19.45	19.63
		1851.5 (18615)	19.28	19.67	19.57
	1RB-Low (0)	1908.5 (19185)	19.53	19.44	19.40
		1880 (18900)	19.44	19.47	19.31
		1851.5 (18615)	19.47	19.67	19.39
	8RB-High (7)	1908.5 (19185)	19.35	19.36	19.38
		1880 (18900)	19.44	19.47	19.44
		1851.5 (18615)	19.42	19.47	19.44
	8RB-Middle (4)	1908.5 (19185)	19.45	19.45	19.62
		1880 (18900)	19.43	19.50	19.47
		1851.5 (18615)	19.51	19.57	19.63
	8RB-Low (0)	1908.5 (19185)	19.51	19.56	19.48
		1880 (18900)	19.43	19.43	19.35
		1851.5 (18615)	19.61	19.61	19.63
	15RB (0)	1908.5 (19185)	19.42	19.51	19.44
		1880 (18900)	19.39	19.38	19.31
		1851.5 (18615)	19.39	19.36	19.43

5MHz	1RB-High (24)	1907.5 (19175)	19.30	19.67	19.35	
		1880 (18900)	19.34	19.44	19.50	
		1852.5 (18625)	19.33	19.44	19.61	
	1RB-Middle (12)	1907.5 (19175)	19.28	19.65	19.28	
		1880 (18900)	19.29	19.43	19.53	
		1852.5 (18625)	19.26	19.40	19.56	
	1RB-Low (0)	1907.5 (19175)	19.35	19.42	19.63	
		1880 (18900)	19.52	19.45	19.62	
		1852.5 (18625)	19.49	19.44	19.71	
	12RB-High (13)	1907.5 (19175)	19.34	19.45	19.38	
		1880 (18900)	19.42	19.39	19.47	
		1852.5 (18625)	19.38	19.26	19.43	
	12RB-Middle (6)	1907.5 (19175)	19.52	19.54	19.52	
		1880 (18900)	19.44	19.45	19.49	
		1852.5 (18625)	19.57	19.51	19.52	
	12RB-Low (0)	1907.5 (19175)	19.54	19.40	19.45	
		1880 (18900)	19.45	19.52	19.40	
		1852.5 (18625)	19.48	19.62	19.50	
	25RB (0)	1907.5 (19175)	19.51	19.38	19.44	
		1880 (18900)	19.44	19.42	19.48	
		1852.5 (18625)	19.57	19.45	19.52	
	10MHz	1RB-High (49)	1905 (19150)	19.24	19.71	19.59
			1880 (18900)	19.39	19.63	19.70
			1855 (18650)	19.34	19.35	19.39
1RB-Middle (24)		1905 (19150)	19.48	19.61	19.59	
		1880 (18900)	19.33	19.47	19.54	
		1855 (18650)	19.45	19.53	19.63	
1RB-Low (0)		1905 (19150)	19.52	19.35	19.51	
		1880 (18900)	19.47	19.54	19.53	
		1855 (18650)	19.50	19.53	19.70	
25RB-High (25)		1905 (19150)	19.45	19.62	19.49	
		1880 (18900)	19.45	19.40	19.45	
		1855 (18650)	19.45	19.47	19.53	
25RB-Middle (12)		1905 (19150)	19.57	19.38	19.48	
		1880 (18900)	19.36	19.42	19.51	
		1855 (18650)	19.12	19.67	19.44	
25RB-Low (0)		1905 (19150)	19.47	19.52	19.49	
		1880 (18900)	19.45	19.45	19.45	
		1855 (18650)	19.61	19.56	19.58	
50RB (0)		1905 (19150)	19.47	19.53	19.53	
		1880 (18900)	19.42	19.36	19.48	
		1855 (18650)	19.50	19.44	19.52	

15MHz	1RB-High (74)	1902.5 (19125)	19.17	19.44	19.45	
		1880 (18900)	19.19	19.59	19.62	
		1857.5 (18675)	19.29	19.57	19.50	
	1RB-Middle (37)	1902.5 (19125)	19.14	19.66	19.45	
		1880 (18900)	19.21	19.52	19.33	
		1857.5 (18675)	19.13	19.44	19.50	
	1RB-Low (0)	1902.5 (19125)	19.22	19.44	19.55	
		1880 (18900)	19.26	19.58	19.67	
		1857.5 (18675)	19.20	19.61	19.40	
	36RB-High (38)	1902.5 (19125)	19.38	19.36	19.33	
		1880 (18900)	19.28	19.29	19.28	
		1857.5 (18675)	19.38	19.38	19.34	
	36RB-Middle (19)	1902.5 (19125)	19.36	19.35	19.35	
		1880 (18900)	19.26	19.24	19.30	
		1857.5 (18675)	19.34	19.33	19.36	
	36RB-Low (0)	1902.5 (19125)	19.31	19.38	19.38	
		1880 (18900)	19.24	19.28	19.30	
		1857.5 (18675)	19.33	19.29	19.35	
	75RB (0)	1902.5 (19125)	19.38	19.39	19.31	
		1880 (18900)	19.30	19.26	19.33	
		1857.5 (18675)	19.35	19.33	19.31	
	20MHz	1RB-High (99)	1900 (19100)	19.07	19.37	19.37
			1880 (18900)	18.97	19.54	19.21
			1860 (18700)	19.09	19.40	19.36
		1RB-Middle (50)	1900 (19100)	19.06	19.32	19.42
			1880 (18900)	19.00	19.34	19.28
			1860 (18700)	19.04	19.28	19.30
1RB-Low (0)		1900 (19100)	19.04	19.33	18.78	
		1880 (18900)	19.02	19.40	19.35	
		1860 (18700)	19.01	19.45	19.33	
50RB-High (50)		1900 (19100)	19.20	19.25	19.22	
		1880 (18900)	19.11	19.14	19.27	
		1860 (18700)	19.21	19.19	19.36	
50RB-Middle (25)		1900 (19100)	19.22	18.59	19.26	
		1880 (18900)	18.10	19.16	19.25	
		1860 (18700)	19.26	19.26	19.33	
50RB-Low (0)		1900 (19100)	19.26	18.99	19.29	
		1880 (18900)	19.12	19.20	19.21	
		1860 (18700)	19.20	19.18	19.17	
100RB (0)		1900 (19100)	19.25	19.22	19.29	
		1880 (18900)	19.13	19.16	19.18	
		1860 (18700)	19.26	19.27	19.20	

LTE Band2(ANT1 DSI 9)

1.4MHz	1RB-High (5)	1909.3 (19193)	20.86	20.89	21.08
		1880 (18900)	20.96	21.07	21.13
		1850.7 (18607)	21.00	21.13	21.03
	1RB-Middle (3)	1909.3 (19193)	20.90	21.33	20.98
		1880 (18900)	21.25	21.13	21.30
		1850.7 (18607)	21.46	21.12	21.23
	1RB-Low (0)	1909.3 (19193)	20.96	21.15	21.22
		1880 (18900)	21.05	21.19	21.18
		1850.7 (18607)	21.23	21.14	21.42
	3RB-High (3)	1909.3 (19193)	20.94	20.90	20.95
		1880 (18900)	21.03	20.77	21.01
		1850.7 (18607)	21.06	20.72	21.08
	3RB-Middle (1)	1909.3 (19193)	21.15	21.03	21.11
		1880 (18900)	21.01	21.00	21.21
		1850.7 (18607)	21.05	20.95	21.12
	3RB-Low (0)	1909.3 (19193)	20.96	20.84	21.15
		1880 (18900)	21.04	20.98	21.08
		1850.7 (18607)	21.08	21.04	21.02
	6RB (0)	1909.3 (19193)	21.06	21.02	20.98
		1880 (18900)	21.06	21.03	21.02
		1850.7 (18607)	21.11	20.97	21.02
3MHz	1RB-High (14)	1908.5 (19185)	21.00	21.13	21.13
		1880 (18900)	21.01	21.17	21.18
		1851.5 (18615)	21.05	21.22	21.25
	1RB-Middle (7)	1908.5 (19185)	21.05	21.22	20.71
		1880 (18900)	21.08	21.26	21.71
		1851.5 (18615)	21.00	21.50	21.71
	1RB-Low (0)	1908.5 (19185)	21.28	21.25	21.36
		1880 (18900)	21.18	21.28	21.26
		1851.5 (18615)	21.20	21.50	21.35
	8RB-High (7)	1908.5 (19185)	21.08	20.87	21.02
		1880 (18900)	21.18	20.98	21.10
		1851.5 (18615)	21.15	20.98	21.10
	8RB-Middle (4)	1908.5 (19185)	21.19	20.97	21.29
		1880 (18900)	21.16	21.02	21.12
		1851.5 (18615)	21.25	21.09	21.30
	8RB-Low (0)	1908.5 (19185)	21.25	21.08	21.13
		1880 (18900)	21.16	20.94	21.00
		1851.5 (18615)	21.35	21.13	21.30
	15RB (0)	1908.5 (19185)	21.15	21.03	21.10
		1880 (18900)	21.13	20.88	20.96
		1851.5 (18615)	21.13	20.87	21.08

5MHz	1RB-High (24)	1907.5 (19175)	21.03	21.20	21.00	
		1880 (18900)	21.06	21.25	21.16	
		1852.5 (18625)	21.05	21.25	21.27	
	1RB-Middle (12)	1907.5 (19175)	21.00	21.48	20.92	
		1880 (18900)	21.01	21.24	21.67	
		1852.5 (18625)	20.99	21.22	21.22	
	1RB-Low (0)	1907.5 (19175)	21.08	21.23	21.44	
		1880 (18900)	21.27	21.26	21.29	
		1852.5 (18625)	21.23	21.25	21.39	
	12RB-High (13)	1907.5 (19175)	21.06	20.97	21.03	
		1880 (18900)	21.15	20.90	21.12	
		1852.5 (18625)	21.11	20.77	21.08	
	12RB-Middle (6)	1907.5 (19175)	21.27	21.07	21.18	
		1880 (18900)	21.18	20.97	21.15	
		1852.5 (18625)	21.32	21.03	21.18	
	12RB-Low (0)	1907.5 (19175)	21.29	20.92	21.11	
		1880 (18900)	21.19	21.04	21.06	
		1852.5 (18625)	21.22	21.14	21.16	
	25RB (0)	1907.5 (19175)	21.25	20.88	21.10	
		1880 (18900)	21.18	20.93	21.13	
		1852.5 (18625)	21.32	20.97	21.18	
	10MHz	1RB-High (49)	1905 (19150)	20.95	21.24	21.26
			1880 (18900)	21.13	21.15	21.37
			1855 (18650)	21.06	21.43	21.05
1RB-Middle (24)		1905 (19150)	21.22	21.28	21.26	
		1880 (18900)	21.05	21.35	21.21	
		1855 (18650)	21.19	21.15	21.30	
1RB-Low (0)		1905 (19150)	21.27	21.36	21.17	
		1880 (18900)	21.20	21.35	21.20	
		1855 (18650)	21.24	21.44	21.37	
25RB-High (25)		1905 (19150)	21.19	20.92	21.15	
		1880 (18900)	21.19	20.92	21.11	
		1855 (18650)	21.19	20.98	21.20	
25RB-Middle (12)		1905 (19150)	21.32	20.89	21.13	
		1880 (18900)	21.09	20.93	21.17	
		1855 (18650)	20.82	21.20	21.10	
25RB-Low (0)		1905 (19150)	21.20	21.04	21.15	
		1880 (18900)	21.19	20.97	21.11	
		1855 (18650)	21.35	21.08	21.25	
50RB (0)		1905 (19150)	21.20	21.05	21.20	
		1880 (18900)	21.15	20.87	21.13	
		1855 (18650)	21.24	20.95	21.18	

15MHz	1RB-High (74)	1902.5 (19125)	21.01	21.40	21.24
		1880 (18900)	21.04	21.49	21.31
		1857.5 (18675)	21.10	21.45	21.30
	1RB-Middle (37)	1902.5 (19125)	21.01	21.29	21.12
		1880 (18900)	20.99	21.27	21.31
		1857.5 (18675)	20.95	21.24	21.24
	1RB-Low (0)	1902.5 (19125)	21.02	21.53	21.30
		1880 (18900)	21.04	21.42	21.24
		1857.5 (18675)	21.12	21.33	21.27
	36RB-High (38)	1902.5 (19125)	21.16	21.14	21.20
		1880 (18900)	21.16	21.19	21.11
		1857.5 (18675)	21.16	21.33	21.22
	36RB-Middle (19)	1902.5 (19125)	21.16	21.18	21.21
		1880 (18900)	21.17	21.16	21.03
		1857.5 (18675)	21.14	21.16	21.18
	36RB-Low (0)	1902.5 (19125)	21.16	21.25	21.17
		1880 (18900)	21.14	21.16	21.21
		1857.5 (18675)	21.25	21.16	21.14
	75RB (0)	1902.5 (19125)	21.18	21.17	21.22
		1880 (18900)	21.03	21.14	21.15
		1857.5 (18675)	21.16	21.21	21.20
20MHz	1RB-High (99)	1900 (19100)	20.95	21.24	21.26
		1880 (18900)	20.99	21.45	21.20
		1860 (18700)	20.95	21.42	21.16
	1RB-Middle (50)	1900 (19100)	21.04	21.30	21.30
		1880 (18900)	20.99	21.40	21.34
		1860 (18700)	20.96	21.36	21.21
	1RB-Low (0)	1900 (19100)	21.06	21.44	21.26
		1880 (18900)	21.09	21.43	21.26
		1860 (18700)	21.00	21.40	21.21
	50RB-High (50)	1900 (19100)	21.16	21.19	21.22
		1880 (18900)	21.08	21.16	21.10
		1860 (18700)	21.19	21.21	21.20
	50RB-Middle (25)	1900 (19100)	21.22	21.22	21.22
		1880 (18900)	21.14	21.10	21.10
		1860 (18700)	21.24	21.13	21.25
	50RB-Low (0)	1900 (19100)	21.20	21.21	21.24
		1880 (18900)	21.10	21.13	21.20
		1860 (18700)	21.17	21.21	21.16
	100RB (0)	1900 (19100)	21.19	21.20	21.19
		1880 (18900)	21.08	21.09	21.06
		1860 (18700)	21.19	21.20	21.20

LTE Band2(ANT1 DSI 10)

1.4MHz	1RB-High (5)	1909.3 (19193)	14.70	14.80	14.64
		1880 (18900)	14.64	15.01	14.86
		1850.7 (18607)	14.68	14.95	14.73
	1RB-Middle (3)	1909.3 (19193)	14.68	14.87	14.88
		1880 (18900)	14.85	15.02	14.88
		1850.7 (18607)	14.77	14.90	14.91
	1RB-Low (0)	1909.3 (19193)	14.63	14.94	14.90
		1880 (18900)	14.71	14.98	14.87
		1850.7 (18607)	14.73	14.93	15.10
	3RB-High (3)	1909.3 (19193)	14.62	14.65	14.77
		1880 (18900)	14.74	14.65	14.81
		1850.7 (18607)	14.77	14.81	14.80
	3RB-Middle (1)	1909.3 (19193)	14.75	14.52	14.80
		1880 (18900)	14.84	14.73	14.78
		1850.7 (18607)	14.78	14.89	14.81
	3RB-Low (0)	1909.3 (19193)	14.76	14.73	14.81
		1880 (18900)	14.80	14.85	14.86
		1850.7 (18607)	14.82	14.81	14.89
	6RB (0)	1909.3 (19193)	14.78	14.66	14.66
		1880 (18900)	14.88	14.81	14.75
		1850.7 (18607)	14.72	14.70	14.77
3MHz	1RB-High (14)	1908.5 (19185)	14.66	15.06	14.71
		1880 (18900)	14.74	14.88	14.79
		1851.5 (18615)	14.88	15.02	14.69
	1RB-Middle (7)	1908.5 (19185)	14.73	15.05	14.81
		1880 (18900)	14.84	15.13	14.81
		1851.5 (18615)	14.80	14.83	14.66
	1RB-Low (0)	1908.5 (19185)	14.87	15.06	14.84
		1880 (18900)	14.91	15.12	14.93
		1851.5 (18615)	14.99	15.23	14.95
	8RB-High (7)	1908.5 (19185)	14.85	14.83	14.72
		1880 (18900)	14.85	14.78	14.85
		1851.5 (18615)	14.89	14.82	14.88
	8RB-Middle (4)	1908.5 (19185)	14.89	14.92	14.89
		1880 (18900)	14.87	14.95	14.89
		1851.5 (18615)	14.96	14.76	14.99
	8RB-Low (0)	1908.5 (19185)	14.84	14.77	14.93
		1880 (18900)	14.84	14.91	14.79
		1851.5 (18615)	14.99	14.84	14.88
	15RB (0)	1908.5 (19185)	14.91	14.67	14.73
		1880 (18900)	14.86	14.77	14.70
		1851.5 (18615)	14.94	14.92	14.85

5MHz	1RB-High (24)	1907.5 (19175)	14.78	15.09	14.79	
		1880 (18900)	14.76	15.13	14.79	
		1852.5 (18625)	14.80	14.97	14.65	
	1RB-Middle (12)	1907.5 (19175)	14.82	14.98	14.91	
		1880 (18900)	14.85	15.22	14.87	
		1852.5 (18625)	14.95	14.96	14.90	
	1RB-Low (0)	1907.5 (19175)	14.80	14.99	14.86	
		1880 (18900)	14.88	15.04	14.92	
		1852.5 (18625)	14.90	15.09	14.86	
	12RB-High (13)	1907.5 (19175)	14.81	14.74	14.76	
		1880 (18900)	14.87	14.85	14.79	
		1852.5 (18625)	14.87	14.86	14.79	
	12RB-Middle (6)	1907.5 (19175)	14.87	14.85	14.73	
		1880 (18900)	14.95	14.79	14.75	
		1852.5 (18625)	14.99	14.90	14.83	
	12RB-Low (0)	1907.5 (19175)	14.88	14.92	14.86	
		1880 (18900)	14.94	14.80	14.79	
		1852.5 (18625)	14.94	14.84	14.82	
	25RB (0)	1907.5 (19175)	14.87	14.83	14.79	
		1880 (18900)	14.87	14.84	14.78	
		1852.5 (18625)	14.98	14.86	14.77	
	10MHz	1RB-High (49)	1905 (19150)	14.69	15.22	14.76
			1880 (18900)	14.81	15.19	15.07
			1855 (18650)	14.74	15.20	14.95
1RB-Middle (24)		1905 (19150)	14.73	14.96	14.93	
		1880 (18900)	14.76	15.03	14.85	
		1855 (18650)	14.78	14.81	14.81	
1RB-Low (0)		1905 (19150)	14.84	15.03	14.83	
		1880 (18900)	14.73	15.18	15.04	
		1855 (18650)	14.90	15.19	15.05	
25RB-High (25)		1905 (19150)	14.86	14.86	14.86	
		1880 (18900)	14.84	14.80	14.89	
		1855 (18650)	14.93	14.86	14.85	
25RB-Middle (12)		1905 (19150)	14.87	14.92	14.86	
		1880 (18900)	14.92	14.78	14.81	
		1855 (18650)	14.92	14.90	14.76	
25RB-Low (0)		1905 (19150)	14.95	14.73	14.76	
		1880 (18900)	14.94	14.88	14.87	
		1855 (18650)	15.00	14.91	14.81	
50RB (0)		1905 (19150)	14.94	14.85	14.87	
		1880 (18900)	14.84	14.78	14.68	
		1855 (18650)	14.97	14.89	14.89	

15MHz	1RB-High (74)	1902.5 (19125)	14.63	14.91	14.88
		1880 (18900)	14.62	14.88	15.01
		1857.5 (18675)	14.69	14.94	15.15
	1RB-Middle (37)	1902.5 (19125)	14.63	14.93	14.92
		1880 (18900)	14.68	14.87	14.95
		1857.5 (18675)	14.67	14.85	15.00
	1RB-Low (0)	1902.5 (19125)	14.68	15.00	15.11
		1880 (18900)	14.70	14.91	15.02
		1857.5 (18675)	14.70	14.89	15.02
	36RB-High (38)	1902.5 (19125)	14.75	14.73	14.68
		1880 (18900)	14.75	14.61	14.64
		1857.5 (18675)	14.86	14.68	14.74
	36RB-Middle (19)	1902.5 (19125)	14.82	14.73	14.70
		1880 (18900)	14.75	14.67	14.72
		1857.5 (18675)	14.79	14.71	14.69
	36RB-Low (0)	1902.5 (19125)	14.81	14.74	14.72
		1880 (18900)	14.68	14.64	14.63
		1857.5 (18675)	14.79	14.69	14.67
	75RB (0)	1902.5 (19125)	14.83	14.77	14.67
		1880 (18900)	14.80	14.69	14.64
		1857.5 (18675)	14.85	14.74	14.70
20MHz	1RB-High (99)	1900 (19100)	14.63	14.95	14.96
		1880 (18900)	14.61	15.00	14.99
		1860 (18700)	14.63	15.02	15.07
	1RB-Middle (50)	1900 (19100)	14.62	14.89	14.95
		1880 (18900)	14.62	14.99	14.87
		1860 (18700)	14.63	15.03	15.00
	1RB-Low (0)	1900 (19100)	14.59	15.04	15.07
		1880 (18900)	14.72	15.04	14.99
		1860 (18700)	14.67	15.01	15.11
	50RB-High (50)	1900 (19100)	14.76	14.63	14.66
		1880 (18900)	14.70	14.62	14.67
		1860 (18700)	14.83	14.72	14.75
	50RB-Middle (25)	1900 (19100)	14.78	14.72	14.73
		1880 (18900)	14.77	14.71	14.60
		1860 (18700)	14.86	14.64	14.66
	50RB-Low (0)	1900 (19100)	14.81	14.77	14.66
		1880 (18900)	14.73	14.76	14.70
		1860 (18700)	14.83	14.57	14.71
	100RB (0)	1900 (19100)	14.75	14.76	14.77
		1880 (18900)	14.79	14.73	14.67
		1860 (18700)	14.83	14.76	14.78

LTE Band2(ANT1 DSI 19)

1.4MHz	1RB-High (5)	1909.3 (19193)	17.50	17.62	17.43
		1880 (18900)	17.43	17.87	17.69
		1850.7 (18607)	17.48	17.80	17.54
	1RB-Middle (3)	1909.3 (19193)	17.48	17.71	17.72
		1880 (18900)	17.68	17.88	17.72
		1850.7 (18607)	17.59	17.74	17.75
	1RB-Low (0)	1909.3 (19193)	17.42	17.79	17.74
		1880 (18900)	17.52	17.84	17.71
		1850.7 (18607)	17.54	17.78	17.98
	3RB-High (3)	1909.3 (19193)	17.41	17.44	17.59
		1880 (18900)	17.55	17.44	17.63
		1850.7 (18607)	17.59	17.63	17.62
	3RB-Middle (1)	1909.3 (19193)	17.56	17.29	17.62
		1880 (18900)	17.67	17.54	17.60
		1850.7 (18607)	17.60	17.73	17.63
	3RB-Low (0)	1909.3 (19193)	17.57	17.54	17.63
		1880 (18900)	17.62	17.68	17.69
		1850.7 (18607)	17.65	17.63	17.73
	6RB (0)	1909.3 (19193)	17.60	17.46	17.46
		1880 (18900)	17.72	17.63	17.56
		1850.7 (18607)	17.53	17.50	17.59
3MHz	1RB-High (14)	1908.5 (19185)	17.46	17.93	17.52
		1880 (18900)	17.55	17.72	17.61
		1851.5 (18615)	17.72	17.88	17.49
	1RB-Middle (7)	1908.5 (19185)	17.54	17.92	17.63
		1880 (18900)	17.67	18.02	17.63
		1851.5 (18615)	17.62	17.66	17.46
	1RB-Low (0)	1908.5 (19185)	17.71	17.93	17.67
		1880 (18900)	17.75	18.00	17.78
		1851.5 (18615)	17.85	18.13	17.80
	8RB-High (7)	1908.5 (19185)	17.68	17.66	17.53
		1880 (18900)	17.68	17.60	17.68
		1851.5 (18615)	17.73	17.65	17.72
	8RB-Middle (4)	1908.5 (19185)	17.73	17.77	17.73
		1880 (18900)	17.71	17.80	17.73
		1851.5 (18615)	17.81	17.57	17.85
	8RB-Low (0)	1908.5 (19185)	17.67	17.59	17.78
		1880 (18900)	17.67	17.75	17.61
		1851.5 (18615)	17.85	17.67	17.72
	15RB (0)	1908.5 (19185)	17.75	17.47	17.54
		1880 (18900)	17.69	17.59	17.50
		1851.5 (18615)	17.79	17.77	17.68

5MHz	1RB-High (24)	1907.5 (19175)	17.60	17.97	17.61	
		1880 (18900)	17.57	18.02	17.61	
		1852.5 (18625)	17.62	17.82	17.44	
	1RB-Middle (12)	1907.5 (19175)	17.65	17.84	17.75	
		1880 (18900)	17.68	18.12	17.71	
		1852.5 (18625)	17.80	17.81	17.74	
	1RB-Low (0)	1907.5 (19175)	17.62	17.85	17.69	
		1880 (18900)	17.72	17.91	17.77	
		1852.5 (18625)	17.74	17.97	17.69	
	12RB-High (13)	1907.5 (19175)	17.63	17.55	17.57	
		1880 (18900)	17.71	17.68	17.61	
		1852.5 (18625)	17.71	17.69	17.61	
	12RB-Middle (6)	1907.5 (19175)	17.71	17.68	17.54	
		1880 (18900)	17.80	17.61	17.56	
		1852.5 (18625)	17.85	17.74	17.66	
	12RB-Low (0)	1907.5 (19175)	17.72	17.77	17.69	
		1880 (18900)	17.79	17.62	17.61	
		1852.5 (18625)	17.79	17.67	17.65	
	25RB (0)	1907.5 (19175)	17.71	17.66	17.61	
		1880 (18900)	17.71	17.67	17.60	
		1852.5 (18625)	17.84	17.69	17.59	
	10MHz	1RB-High (49)	1905 (19150)	17.49	18.12	17.57
			1880 (18900)	17.63	18.09	17.94
			1855 (18650)	17.55	18.10	17.80
1RB-Middle (24)		1905 (19150)	17.54	17.81	17.78	
		1880 (18900)	17.57	17.90	17.68	
		1855 (18650)	17.60	17.63	17.63	
1RB-Low (0)		1905 (19150)	17.67	17.90	17.66	
		1880 (18900)	17.54	18.07	17.91	
		1855 (18650)	17.74	18.09	17.92	
25RB-High (25)		1905 (19150)	17.69	17.69	17.69	
		1880 (18900)	17.67	17.62	17.73	
		1855 (18650)	17.78	17.69	17.68	
25RB-Middle (12)		1905 (19150)	17.71	17.77	17.69	
		1880 (18900)	17.77	17.60	17.63	
		1855 (18650)	17.77	17.74	17.57	
25RB-Low (0)		1905 (19150)	17.80	17.54	17.57	
		1880 (18900)	17.79	17.72	17.71	
		1855 (18650)	17.86	17.75	17.63	
50RB (0)		1905 (19150)	17.79	17.68	17.71	
		1880 (18900)	17.67	17.60	17.48	
		1855 (18650)	17.82	17.73	17.73	

15MHz	1RB-High (74)	1902.5 (19125)	17.42	17.75	17.72
		1880 (18900)	17.41	17.72	17.87
		1857.5 (18675)	17.49	17.79	18.04
	1RB-Middle (37)	1902.5 (19125)	17.42	17.78	17.77
		1880 (18900)	17.48	17.71	17.80
		1857.5 (18675)	17.47	17.68	17.86
	1RB-Low (0)	1902.5 (19125)	17.48	17.86	17.99
		1880 (18900)	17.50	17.75	17.88
		1857.5 (18675)	17.50	17.73	17.88
	36RB-High (38)	1902.5 (19125)	17.56	17.54	17.48
		1880 (18900)	17.56	17.40	17.43
		1857.5 (18675)	17.69	17.48	17.55
	36RB-Middle (19)	1902.5 (19125)	17.65	17.54	17.50
		1880 (18900)	17.56	17.47	17.53
		1857.5 (18675)	17.61	17.52	17.49
	36RB-Low (0)	1902.5 (19125)	17.63	17.55	17.53
		1880 (18900)	17.48	17.43	17.42
		1857.5 (18675)	17.61	17.49	17.47
	75RB (0)	1902.5 (19125)	17.66	17.59	17.47
		1880 (18900)	17.62	17.49	17.43
		1857.5 (18675)	17.68	17.55	17.50
20MHz	1RB-High (99)	1900 (19100)	17.42	17.90	17.81
		1880 (18900)	17.54	17.95	17.65
		1860 (18700)	17.62	17.98	17.97
	1RB-Middle (50)	1900 (19100)	17.56	16.79	17.81
		1880 (18900)	17.62	17.87	17.96
		1860 (18700)	17.50	17.84	17.76
	1RB-Low (0)	1900 (19100)	17.70	17.38	17.05
		1880 (18900)	17.57	17.98	17.82
		1860 (18700)	17.63	18.02	17.78
	50RB-High (50)	1900 (19100)	17.75	17.70	16.94
		1880 (18900)	17.50	17.59	17.68
		1860 (18700)	17.71	17.72	17.71
	50RB-Middle (25)	1900 (19100)	17.78	16.75	17.76
		1880 (18900)	17.46	17.67	17.14
		1860 (18700)	17.79	17.79	17.82
	50RB-Low (0)	1900 (19100)	17.59	17.76	17.74
		1880 (18900)	17.68	17.66	17.72
		1860 (18700)	17.70	17.71	17.71
	100RB (0)	1900 (19100)	17.84	17.74	17.76
		1880 (18900)	17.65	17.60	17.70
		1860 (18700)	17.80	17.74	17.80

LTE Band7(ANT1 DSI 0)

5MHz	1RB-High (24)	2567.5 (21425)	23.13	22.52	21.43	
		2535 (21100)	23.27	22.64	21.68	
		2502.5 (20775)	23.06	22.47	21.41	
	1RB-Middle (12)	2567.5 (21425)	23.12	22.48	21.35	
		2535 (21100)	23.16	22.36	21.04	
		2502.5 (20775)	23.01	22.39	21.27	
	1RB-Low (0)	2567.5 (21425)	23.19	22.52	21.58	
		2535 (21100)	23.22	22.60	21.43	
		2502.5 (20775)	23.04	22.50	21.21	
	12RB-High (13)	2567.5 (21425)	22.25	21.26	20.26	
		2535 (21100)	22.37	21.36	20.30	
		2502.5 (20775)	22.15	21.22	20.10	
	12RB-Middle (6)	2567.5 (21425)	22.25	21.24	20.18	
		2535 (21100)	22.28	21.31	20.29	
		2502.5 (20775)	22.15	21.21	20.23	
	12RB-Low (0)	2567.5 (21425)	22.20	21.21	20.18	
		2535 (21100)	22.10	21.23	20.20	
		2502.5 (20775)	22.12	21.14	20.13	
	25RB (0)	2567.5 (21425)	22.25	21.28	20.21	
		2535 (21100)	22.16	21.27	20.14	
		2502.5 (20775)	22.13	21.20	20.13	
	10MHz	1RB-High (49)	2565 (21400)	23.08	22.54	21.25
			2535 (21100)	23.29	22.60	21.50
			2505 (20800)	23.27	22.44	21.20
1RB-Middle (24)		2565 (21400)	23.18	22.58	21.39	
		2535 (21100)	23.21	22.54	21.35	
		2505 (20800)	22.96	22.34	21.28	
1RB-Low (0)		2565 (21400)	23.03	22.50	21.19	
		2535 (21100)	23.25	22.55	21.40	
		2505 (20800)	23.09	22.33	21.16	
25RB-High (25)		2565 (21400)	22.24	21.16	20.25	
		2535 (21100)	22.32	21.44	20.31	
		2505 (20800)	22.21	21.14	20.07	
25RB-Middle (12)		2565 (21400)	22.28	21.26	20.25	
		2535 (21100)	22.29	21.28	20.19	
		2505 (20800)	22.20	21.30	20.16	
25RB-Low (0)		2565 (21400)	22.15	21.25	20.21	
		2535 (21100)	22.16	21.27	20.23	
		2505 (20800)	22.16	21.19	20.25	
50RB (0)		2565 (21400)	22.27	21.27	20.29	
		2535 (21100)	22.17	21.28	20.25	
		2505 (20800)	22.14	21.20	20.17	

15MHz	1RB-High (74)	2562.5 (21375)	22.97	22.10	21.06
		2535 (21100)	23.03	22.28	21.15
		2507.5 (20825)	22.93	22.22	21.14
	1RB-Middle (37)	2562.5 (21375)	22.92	22.52	21.11
		2535 (21100)	23.03	22.33	21.04
		2507.5 (20825)	22.79	22.12	21.07
	1RB-Low (0)	2562.5 (21375)	22.96	22.38	21.26
		2535 (21100)	22.91	22.34	21.21
		2507.5 (20825)	22.85	22.10	20.93
	36RB-High (38)	2562.5 (21375)	22.11	21.07	20.08
		2535 (21100)	22.16	21.05	20.08
		2507.5 (20825)	22.08	21.04	20.07
	36RB-Middle (19)	2562.5 (21375)	22.12	21.13	20.14
		2535 (21100)	22.05	21.06	20.16
		2507.5 (20825)	22.03	21.04	20.08
	36RB-Low (0)	2562.5 (21375)	22.13	21.07	20.08
		2535 (21100)	22.09	21.08	20.09
		2507.5 (20825)	22.01	21.08	19.99
	75RB (0)	2562.5 (21375)	22.14	21.13	20.14
		2535 (21100)	22.07	21.04	20.11
		2507.5 (20825)	22.08	20.98	20.08
20MHz	1RB-High (99)	2560 (21350)	22.92	22.22	21.13
		2535 (21100)	22.98	22.28	21.11
		2510 (20850)	22.97	22.31	21.29
	1RB-Middle (50)	2560 (21350)	22.96	22.24	21.20
		2535 (21100)	23.04	22.33	21.21
		2510 (20850)	22.89	22.12	20.95
	1RB-Low (0)	2560 (21350)	23.02	22.38	21.05
		2535 (21100)	22.96	22.22	21.06
		2510 (20850)	22.90	22.19	20.84
	50RB-High (50)	2560 (21350)	22.10	21.12	20.12
		2535 (21100)	22.05	21.17	20.10
		2510 (20850)	22.06	21.10	20.06
	50RB-Middle (25)	2560 (21350)	22.12	21.15	20.13
		2535 (21100)	22.11	21.14	20.11
		2510 (20850)	22.04	21.07	20.03
	50RB-Low (0)	2560 (21350)	22.17	21.19	20.12
		2535 (21100)	22.09	21.14	20.02
		2510 (20850)	22.02	21.07	20.00
	100RB (0)	2560 (21350)	22.10	21.18	20.11
		2535 (21100)	22.11	21.10	20.09
		2510 (20850)	22.04	21.06	20.12

LTE Band7(ANT1 DSI 5)

5MHz	1RB-High (24)	2567.5 (21425)	17.68	17.77	17.56	
		2535 (21100)	17.74	17.77	17.68	
		2502.5 (20775)	17.57	17.64	17.67	
	1RB-Middle (12)	2567.5 (21425)	17.53	17.63	17.34	
		2535 (21100)	17.62	17.71	17.42	
		2502.5 (20775)	17.42	17.61	17.59	
	1RB-Low (0)	2567.5 (21425)	17.54	17.79	17.63	
		2535 (21100)	17.65	17.71	17.78	
		2502.5 (20775)	17.58	17.52	17.79	
	12RB-High (13)	2567.5 (21425)	17.71	17.65	17.62	
		2535 (21100)	17.77	17.64	17.74	
		2502.5 (20775)	17.71	16.66	17.57	
	12RB-Middle (6)	2567.5 (21425)	17.71	17.61	17.62	
		2535 (21100)	17.75	17.50	17.54	
		2502.5 (20775)	17.65	17.54	17.50	
	12RB-Low (0)	2567.5 (21425)	17.67	17.53	17.55	
		2535 (21100)	17.67	17.47	17.58	
		2502.5 (20775)	17.17	17.38	17.47	
	25RB (0)	2567.5 (21425)	17.66	17.44	17.59	
		2535 (21100)	17.65	17.52	17.55	
		2502.5 (20775)	17.66	17.46	17.48	
	10MHz	1RB-High (49)	2565 (21400)	17.79	17.77	17.57
			2535 (21100)	17.69	17.69	17.79
			2505 (20800)	17.36	17.78	17.64
1RB-Middle (24)		2565 (21400)	17.63	17.65	17.68	
		2535 (21100)	17.58	17.77	17.80	
		2505 (20800)	17.48	17.61	17.48	
1RB-Low (0)		2565 (21400)	17.60	17.70	17.65	
		2535 (21100)	17.71	17.66	17.74	
		2505 (20800)	17.59	17.67	17.77	
25RB-High (25)		2565 (21400)	17.75	17.55	17.63	
		2535 (21100)	17.78	17.65	17.74	
		2505 (20800)	17.64	17.46	17.74	
25RB-Middle (12)		2565 (21400)	17.77	17.59	17.69	
		2535 (21100)	17.73	17.53	17.63	
		2505 (20800)	17.65	17.49	17.56	
25RB-Low (0)		2565 (21400)	17.71	17.57	17.66	
		2535 (21100)	17.75	17.51	17.59	
		2505 (20800)	17.68	17.50	17.62	
50RB (0)		2565 (21400)	17.76	17.49	17.64	
		2535 (21100)	17.69	17.46	17.53	
		2505 (20800)	17.68	17.43	17.55	

15MHz	1RB-High (74)	2562.5 (21375)	17.37	17.60	17.49	
		2535 (21100)	17.37	17.59	17.55	
		2507.5 (20825)	17.26	17.45	17.45	
	1RB-Middle (37)	2562.5 (21375)	17.39	17.49	17.48	
		2535 (21100)	17.48	17.58	17.47	
		2507.5 (20825)	17.28	17.34	17.35	
	1RB-Low (0)	2562.5 (21375)	17.38	17.62	17.67	
		2535 (21100)	17.37	17.45	17.55	
		2507.5 (20825)	17.22	17.39	17.34	
	36RB-High (38)	2562.5 (21375)	17.57	17.39	17.46	
		2535 (21100)	17.60	17.42	17.55	
		2507.5 (20825)	17.46	17.57	17.44	
	36RB-Middle (19)	2562.5 (21375)	17.60	17.35	17.47	
		2535 (21100)	17.52	17.39	17.49	
		2507.5 (20825)	17.41	17.27	17.37	
	36RB-Low (0)	2562.5 (21375)	17.53	17.39	17.47	
		2535 (21100)	17.54	17.31	17.44	
		2507.5 (20825)	17.38	17.30	17.45	
	75RB (0)	2562.5 (21375)	17.61	17.47	17.48	
		2535 (21100)	17.50	17.39	17.48	
		2507.5 (20825)	17.52	17.27	17.40	
	20MHz	1RB-High (99)	2560 (21350)	17.33	17.48	17.38
			2535 (21100)	17.33	17.59	17.43
			2510 (20850)	17.29	17.65	17.53
		1RB-Middle (50)	2560 (21350)	17.34	17.54	17.46
			2535 (21100)	17.33	17.51	17.29
			2510 (20850)	17.25	17.42	17.31
1RB-Low (0)		2560 (21350)	17.45	17.58	17.55	
		2535 (21100)	17.28	17.48	17.53	
		2510 (20850)	17.14	17.34	17.23	
50RB-High (50)		2560 (21350)	17.54	17.38	17.49	
		2535 (21100)	17.47	17.41	17.48	
		2510 (20850)	17.48	16.62	17.42	
50RB-Middle (25)		2560 (21350)	17.58	17.43	17.48	
		2535 (21100)	17.50	17.35	17.37	
		2510 (20850)	17.51	17.33	17.37	
50RB-Low (0)		2560 (21350)	17.59	17.39	17.49	
		2535 (21100)	17.53	17.34	17.69	
		2510 (20850)	17.47	17.19	17.35	
100RB (0)		2560 (21350)	17.54	17.45	17.51	
		2535 (21100)	17.55	17.26	17.35	
		2510 (20850)	17.50	17.32	17.40	

LTE Band7(ANT1 DSI 6)

5MHz	1RB-High (24)	2567.5 (21425)	21.59	21.70	21.44	
		2535 (21100)	21.66	21.70	21.59	
		2502.5 (20775)	21.45	21.54	21.58	
	1RB-Middle (12)	2567.5 (21425)	21.40	21.53	21.17	
		2535 (21100)	21.51	21.62	21.27	
		2502.5 (20775)	21.27	21.50	21.48	
	1RB-Low (0)	2567.5 (21425)	21.42	21.72	21.53	
		2535 (21100)	21.55	21.62	21.71	
		2502.5 (20775)	21.47	21.39	21.72	
	12RB-High (13)	2567.5 (21425)	21.62	21.55	21.51	
		2535 (21100)	21.70	21.54	21.66	
		2502.5 (20775)	21.62	20.34	21.45	
	12RB-Middle (6)	2567.5 (21425)	21.62	21.50	21.51	
		2535 (21100)	21.67	21.37	21.42	
		2502.5 (20775)	21.55	21.42	21.37	
	12RB-Low (0)	2567.5 (21425)	21.58	21.40	21.43	
		2535 (21100)	21.58	21.33	21.47	
		2502.5 (20775)	20.96	21.22	21.33	
	25RB (0)	2567.5 (21425)	21.56	21.29	21.48	
		2535 (21100)	21.55	21.39	21.43	
		2502.5 (20775)	21.56	21.32	21.34	
	10MHz	1RB-High (49)	2565 (21400)	21.72	21.70	21.45
			2535 (21100)	21.60	21.60	21.72
			2505 (20800)	21.20	21.71	21.54
1RB-Middle (24)		2565 (21400)	21.53	21.55	21.59	
		2535 (21100)	21.47	21.70	21.73	
		2505 (20800)	21.34	21.50	21.34	
1RB-Low (0)		2565 (21400)	21.49	21.61	21.55	
		2535 (21100)	21.62	21.56	21.66	
		2505 (20800)	21.48	21.58	21.70	
25RB-High (25)		2565 (21400)	21.67	21.43	21.53	
		2535 (21100)	21.71	21.55	21.66	
		2505 (20800)	21.54	21.32	21.66	
25RB-Middle (12)		2565 (21400)	21.70	21.48	21.60	
		2535 (21100)	21.65	21.40	21.53	
		2505 (20800)	21.55	21.36	21.44	
25RB-Low (0)		2565 (21400)	21.62	21.45	21.56	
		2535 (21100)	21.67	21.38	21.48	
		2505 (20800)	21.59	21.37	21.51	
50RB (0)		2565 (21400)	21.69	21.36	21.54	
		2535 (21100)	21.60	21.32	21.40	
		2505 (20800)	21.59	21.28	21.43	

15MHz	1RB-High (74)	2562.5 (21375)	21.21	21.49	21.36
		2535 (21100)	21.21	21.48	21.43
		2507.5 (20825)	21.07	21.31	21.31
	1RB-Middle (37)	2562.5 (21375)	21.23	21.36	21.34
		2535 (21100)	21.34	21.47	21.33
		2507.5 (20825)	21.10	21.17	21.18
	1RB-Low (0)	2562.5 (21375)	21.22	21.51	21.58
		2535 (21100)	21.21	21.31	21.43
		2507.5 (20825)	21.03	21.23	21.17
	36RB-High (38)	2562.5 (21375)	21.45	21.23	21.32
		2535 (21100)	21.49	21.27	21.43
		2507.5 (20825)	21.32	21.45	21.29
	36RB-Middle (19)	2562.5 (21375)	21.49	21.18	21.33
		2535 (21100)	21.39	21.23	21.36
		2507.5 (20825)	21.26	21.09	21.21
	36RB-Low (0)	2562.5 (21375)	21.40	21.23	21.33
		2535 (21100)	21.42	21.14	21.29
		2507.5 (20825)	21.22	21.12	21.31
	75RB (0)	2562.5 (21375)	21.50	21.33	21.34
		2535 (21100)	21.37	21.23	21.34
		2507.5 (20825)	21.39	21.09	21.25
20MHz	1RB-High (99)	2560 (21350)	21.14	21.47	21.20
		2535 (21100)	21.20	21.44	21.32
		2510 (20850)	21.18	21.10	21.33
	1RB-Middle (50)	2560 (21350)	20.63	21.38	21.22
		2535 (21100)	21.14	21.45	21.45
		2510 (20850)	21.01	20.94	20.50
	1RB-Low (0)	2560 (21350)	21.21	21.59	21.41
		2535 (21100)	21.17	21.47	21.36
		2510 (20850)	20.97	20.32	21.16
	50RB-High (50)	2560 (21350)	21.31	21.33	21.33
		2535 (21100)	21.22	21.27	21.30
		2510 (20850)	21.25	21.23	20.14
	50RB-Middle (25)	2560 (21350)	21.38	21.15	21.36
		2535 (21100)	20.63	20.95	21.24
		2510 (20850)	20.60	21.20	21.26
	50RB-Low (0)	2560 (21350)	21.40	21.23	21.36
		2535 (21100)	21.27	21.30	21.21
		2510 (20850)	21.15	21.23	21.16
	100RB (0)	2560 (21350)	21.44	21.35	20.55
		2535 (21100)	21.35	21.25	21.27
		2510 (20850)	21.25	21.23	21.21

LTE Band7(ANT1 DSI 9)

5MHz	1RB-High (24)	2567.5 (21425)	22.56	22.67	22.40	
		2535 (21100)	22.63	22.67	22.56	
		2502.5 (20775)	22.42	22.51	22.54	
	1RB-Middle (12)	2567.5 (21425)	22.37	22.49	22.12	
		2535 (21100)	22.48	22.59	22.22	
		2502.5 (20775)	22.22	22.47	22.44	
	1RB-Low (0)	2567.5 (21425)	22.38	22.70	22.49	
		2535 (21100)	22.52	22.59	22.68	
		2502.5 (20775)	22.43	22.35	22.70	
	12RB-High (13)	2567.5 (21425)	22.59	22.52	22.48	
		2535 (21100)	22.67	22.51	22.63	
		2502.5 (20775)	22.59	21.26	22.42	
	12RB-Middle (6)	2567.5 (21425)	22.59	22.47	22.48	
		2535 (21100)	22.65	22.33	22.38	
		2502.5 (20775)	22.52	22.38	22.33	
	12RB-Low (0)	2567.5 (21425)	22.54	22.37	22.39	
		2535 (21100)	22.54	22.29	22.43	
		2502.5 (20775)	21.91	22.17	22.29	
	25RB (0)	2567.5 (21425)	22.53	22.25	22.44	
		2535 (21100)	22.52	22.35	22.39	
		2502.5 (20775)	22.53	22.28	22.30	
	10MHz	1RB-High (49)	2565 (21400)	22.70	22.67	22.42
			2535 (21100)	22.57	22.57	22.70
			2505 (20800)	22.15	22.68	22.51
1RB-Middle (24)		2565 (21400)	22.49	22.52	22.56	
		2535 (21100)	22.43	22.67	22.71	
		2505 (20800)	22.30	22.47	22.30	
1RB-Low (0)		2565 (21400)	22.45	22.58	22.52	
		2535 (21100)	22.59	22.53	22.63	
		2505 (20800)	22.44	22.54	22.67	
25RB-High (25)		2565 (21400)	22.65	22.39	22.49	
		2535 (21100)	22.68	22.52	22.63	
		2505 (20800)	22.51	22.28	22.63	
25RB-Middle (12)		2565 (21400)	22.67	22.44	22.57	
		2535 (21100)	22.62	22.37	22.49	
		2505 (20800)	22.52	22.31	22.40	
25RB-Low (0)		2565 (21400)	22.59	22.42	22.53	
		2535 (21100)	22.65	22.34	22.44	
		2505 (20800)	22.56	22.33	22.48	
50RB (0)		2565 (21400)	22.66	22.31	22.51	
		2535 (21100)	22.57	22.28	22.37	
		2505 (20800)	22.56	22.24	22.39	

15MHz	1RB-High (74)	2562.5 (21375)	22.16	22.45	22.31
		2535 (21100)	22.16	22.44	22.39
		2507.5 (20825)	22.02	22.26	22.26
	1RB-Middle (37)	2562.5 (21375)	22.19	22.31	22.30
		2535 (21100)	22.30	22.43	22.29
		2507.5 (20825)	22.05	22.12	22.14
	1RB-Low (0)	2562.5 (21375)	22.17	22.48	22.54
		2535 (21100)	22.16	22.26	22.39
		2507.5 (20825)	21.97	22.19	22.12
	36RB-High (38)	2562.5 (21375)	22.42	22.19	22.28
		2535 (21100)	22.45	22.22	22.39
		2507.5 (20825)	22.28	22.42	22.25
	36RB-Middle (19)	2562.5 (21375)	22.45	22.14	22.29
		2535 (21100)	22.35	22.19	22.31
		2507.5 (20825)	22.21	22.03	22.16
	36RB-Low (0)	2562.5 (21375)	22.37	22.19	22.29
		2535 (21100)	22.38	22.08	22.25
		2507.5 (20825)	22.17	22.07	22.26
	75RB (0)	2562.5 (21375)	22.47	22.29	22.30
		2535 (21100)	22.33	22.19	22.30
		2507.5 (20825)	22.35	22.03	22.20
20MHz	1RB-High (99)	2560 (21350)	22.11	22.43	22.17
		2535 (21100)	22.22	22.43	22.31
		2510 (20850)	22.12	22.43	22.28
	1RB-Middle (50)	2560 (21350)	22.12	22.51	22.27
		2535 (21100)	22.12	22.46	22.25
		2510 (20850)	22.06	22.14	22.24
	1RB-Low (0)	2560 (21350)	22.25	22.41	22.34
		2535 (21100)	22.10	22.51	22.39
		2510 (20850)	21.59	22.20	22.14
	50RB-High (50)	2560 (21350)	22.28	21.83	21.79
		2535 (21100)	22.20	21.79	21.76
		2510 (20850)	21.71	21.72	21.77
	50RB-Middle (25)	2560 (21350)	22.36	21.85	21.87
		2535 (21100)	22.21	21.86	21.78
		2510 (20850)	21.74	21.68	21.73
	50RB-Low (0)	2560 (21350)	22.38	21.87	21.75
		2535 (21100)	22.24	21.75	21.73
		2510 (20850)	21.61	21.59	21.67
	100RB (0)	2560 (21350)	22.32	21.78	21.85
		2535 (21100)	22.21	21.77	21.75
		2510 (20850)	22.15	21.74	21.75

LTE Band7(ANT1 DSI 10)

5MHz	1RB-High (24)	2567.5 (21425)	15.40	15.48	15.30	
		2535 (21100)	15.46	15.48	15.40	
		2502.5 (20775)	15.31	15.37	15.40	
	1RB-Middle (12)	2567.5 (21425)	15.27	15.36	15.11	
		2535 (21100)	15.35	15.43	15.18	
		2502.5 (20775)	15.18	15.34	15.33	
	1RB-Low (0)	2567.5 (21425)	15.28	15.50	15.36	
		2535 (21100)	15.38	15.43	15.49	
		2502.5 (20775)	15.32	15.27	15.50	
	12RB-High (13)	2567.5 (21425)	15.43	15.38	15.35	
		2535 (21100)	15.48	15.37	15.46	
		2502.5 (20775)	15.43	14.52	15.31	
	12RB-Middle (6)	2567.5 (21425)	15.43	15.34	15.35	
		2535 (21100)	15.47	15.25	15.28	
		2502.5 (20775)	15.38	15.28	15.25	
	12RB-Low (0)	2567.5 (21425)	15.40	15.27	15.29	
		2535 (21100)	15.40	15.22	15.32	
		2502.5 (20775)	14.96	15.14	15.22	
	25RB (0)	2567.5 (21425)	15.39	15.20	15.33	
		2535 (21100)	15.38	15.27	15.29	
		2502.5 (20775)	15.39	15.21	15.23	
	10MHz	1RB-High (49)	2565 (21400)	15.50	15.48	15.31
			2535 (21100)	15.41	15.41	15.50
			2505 (20800)	15.13	15.49	15.37
1RB-Middle (24)		2565 (21400)	15.36	15.38	15.40	
		2535 (21100)	15.32	15.48	15.51	
		2505 (20800)	15.23	15.34	15.23	
1RB-Low (0)		2565 (21400)	15.34	15.42	15.38	
		2535 (21100)	15.43	15.39	15.46	
		2505 (20800)	15.33	15.40	15.48	
25RB-High (25)		2565 (21400)	15.47	15.29	15.36	
		2535 (21100)	15.49	15.38	15.46	
		2505 (20800)	15.37	15.21	15.46	
25RB-Middle (12)		2565 (21400)	15.48	15.33	15.41	
		2535 (21100)	15.45	15.27	15.36	
		2505 (20800)	15.38	15.24	15.30	
25RB-Low (0)		2565 (21400)	15.43	15.31	15.39	
		2535 (21100)	15.47	15.26	15.33	
		2505 (20800)	15.40	15.25	15.35	
50RB (0)		2565 (21400)	15.47	15.24	15.37	
		2535 (21100)	15.41	15.21	15.27	
		2505 (20800)	15.40	15.19	15.29	

15MHz	1RB-High (74)	2562.5 (21375)	15.13	15.34	15.24
		2535 (21100)	15.13	15.33	15.29
		2507.5 (20825)	15.04	15.20	15.20
	1RB-Middle (37)	2562.5 (21375)	15.15	15.24	15.23
		2535 (21100)	15.23	15.32	15.22
		2507.5 (20825)	15.06	15.11	15.12
	1RB-Low (0)	2562.5 (21375)	15.14	15.35	15.40
		2535 (21100)	15.13	15.20	15.29
		2507.5 (20825)	15.00	15.15	15.11
	36RB-High (38)	2562.5 (21375)	15.31	15.15	15.21
		2535 (21100)	15.34	15.18	15.29
		2507.5 (20825)	15.21	15.31	15.20
	36RB-Middle (19)	2562.5 (21375)	15.34	15.12	15.22
		2535 (21100)	15.27	15.15	15.24
		2507.5 (20825)	15.17	15.05	15.13
	36RB-Low (0)	2562.5 (21375)	15.27	15.15	15.22
		2535 (21100)	15.28	15.08	15.20
		2507.5 (20825)	15.14	15.07	15.20
	75RB (0)	2562.5 (21375)	15.34	15.22	15.23
		2535 (21100)	15.25	15.15	15.23
		2507.5 (20825)	15.27	15.05	15.16
20MHz	1RB-High (99)	2560 (21350)	15.10	15.38	15.61
		2535 (21100)	15.20	15.61	15.61
		2510 (20850)	15.10	15.74	15.73
	1RB-Middle (50)	2560 (21350)	15.20	15.49	15.44
		2535 (21100)	15.19	15.57	15.52
		2510 (20850)	15.09	15.49	15.68
	1RB-Low (0)	2560 (21350)	15.25	15.74	15.63
		2535 (21100)	15.18	15.40	15.66
		2510 (20850)	14.94	15.21	15.39
	50RB-High (50)	2560 (21350)	15.44	15.23	15.20
		2535 (21100)	15.38	15.24	15.26
		2510 (20850)	15.38	15.25	15.23
	50RB-Middle (25)	2560 (21350)	14.42	15.27	15.25
		2535 (21100)	14.48	15.26	15.30
		2510 (20850)	14.55	15.12	15.21
	50RB-Low (0)	2560 (21350)	15.50	15.37	15.30
		2535 (21100)	15.45	15.27	15.23
		2510 (20850)	15.31	15.04	15.13
	100RB (0)	2560 (21350)	15.35	15.29	15.30
		2535 (21100)	15.39	15.27	15.26
		2510 (20850)	15.29	15.15	15.20

LTE Band7(ANT1 DSI 19)

5MHz	1RB-High (24)	2567.5 (21425)	21.06	21.16	20.91	
		2535 (21100)	21.13	21.16	21.06	
		2502.5 (20775)	20.93	21.01	21.04	
	1RB-Middle (12)	2567.5 (21425)	20.88	21.00	20.65	
		2535 (21100)	20.99	21.09	20.75	
		2502.5 (20775)	20.75	20.97	20.95	
	1RB-Low (0)	2567.5 (21425)	20.89	21.19	21.00	
		2535 (21100)	21.02	21.09	21.18	
		2502.5 (20775)	20.94	20.87	21.19	
	12RB-High (13)	2567.5 (21425)	21.09	21.02	20.99	
		2535 (21100)	21.16	21.01	21.13	
		2502.5 (20775)	21.09	19.84	20.93	
	12RB-Middle (6)	2567.5 (21425)	21.09	20.97	20.99	
		2535 (21100)	21.14	20.84	20.89	
		2502.5 (20775)	21.02	20.89	20.84	
	12RB-Low (0)	2567.5 (21425)	21.04	20.88	20.90	
		2535 (21100)	21.04	20.81	20.94	
		2502.5 (20775)	20.45	20.70	20.81	
	25RB (0)	2567.5 (21425)	21.03	20.77	20.95	
		2535 (21100)	21.02	20.87	20.90	
		2502.5 (20775)	21.03	20.79	20.82	
	10MHz	1RB-High (49)	2565 (21400)	21.19	21.16	20.93
			2535 (21100)	21.07	21.07	21.19
			2505 (20800)	20.68	21.18	21.01
1RB-Middle (24)		2565 (21400)	21.00	21.02	21.06	
		2535 (21100)	20.94	21.16	21.20	
		2505 (20800)	20.82	20.97	20.82	
1RB-Low (0)		2565 (21400)	20.96	21.08	21.02	
		2535 (21100)	21.09	21.03	21.13	
		2505 (20800)	20.95	21.04	21.16	
25RB-High (25)		2565 (21400)	21.14	20.90	21.00	
		2535 (21100)	21.18	21.02	21.13	
		2505 (20800)	21.01	20.79	21.13	
25RB-Middle (12)		2565 (21400)	21.16	20.95	21.07	
		2535 (21100)	21.12	20.88	21.00	
		2505 (20800)	21.02	20.83	20.91	
25RB-Low (0)		2565 (21400)	21.09	20.93	21.03	
		2535 (21100)	21.14	20.85	20.95	
		2505 (20800)	21.06	20.84	20.99	
50RB (0)		2565 (21400)	21.15	20.83	21.01	
		2535 (21100)	21.07	20.79	20.88	
		2505 (20800)	21.06	20.76	20.90	

15MHz	1RB-High (74)	2562.5 (21375)	20.69	20.96	20.83	
		2535 (21100)	20.69	20.95	20.90	
		2507.5 (20825)	20.56	20.78	20.78	
	1RB-Middle (37)	2562.5 (21375)	20.71	20.83	20.82	
		2535 (21100)	20.82	20.94	20.81	
		2507.5 (20825)	20.58	20.65	20.66	
	1RB-Low (0)	2562.5 (21375)	20.70	20.99	21.04	
		2535 (21100)	20.69	20.78	20.90	
		2507.5 (20825)	20.51	20.71	20.65	
	36RB-High (38)	2562.5 (21375)	20.93	20.71	20.79	
		2535 (21100)	20.96	20.75	20.90	
		2507.5 (20825)	20.79	20.93	20.77	
	36RB-Middle (19)	2562.5 (21375)	20.96	20.66	20.81	
		2535 (21100)	20.87	20.71	20.83	
		2507.5 (20825)	20.74	20.57	20.69	
	36RB-Low (0)	2562.5 (21375)	20.88	20.71	20.81	
		2535 (21100)	20.89	20.62	20.77	
		2507.5 (20825)	20.70	20.60	20.78	
	75RB (0)	2562.5 (21375)	20.97	20.81	20.82	
		2535 (21100)	20.84	20.71	20.82	
		2507.5 (20825)	20.87	20.57	20.72	
	20MHz	1RB-High (99)	2560 (21350)	20.64	20.97	20.81
			2535 (21100)	20.62	21.04	20.93
			2510 (20850)	19.96	20.95	20.72
		1RB-Middle (50)	2560 (21350)	20.65	21.02	20.81
			2535 (21100)	20.72	20.96	20.26
			2510 (20850)	20.39	20.06	20.57
1RB-Low (0)		2560 (21350)	20.63	21.05	20.93	
		2535 (21100)	20.53	20.87	20.51	
		2510 (20850)	19.84	20.72	20.59	
50RB-High (50)		2560 (21350)	20.74	20.84	20.82	
		2535 (21100)	20.73	20.39	20.79	
		2510 (20850)	20.66	20.73	20.79	
50RB-Middle (25)		2560 (21350)	20.87	20.89	20.87	
		2535 (21100)	20.23	20.41	20.77	
		2510 (20850)	20.69	20.72	20.77	
50RB-Low (0)		2560 (21350)	20.89	20.83	20.83	
		2535 (21100)	20.10	20.46	20.15	
		2510 (20850)	20.63	20.58	20.61	
100RB (0)		2560 (21350)	20.83	20.80	20.78	
		2535 (21100)	20.74	20.43	19.76	
		2510 (20850)	20.73	20.72	20.72	

LTE Band12(ANT1 DSI 0)

1.4MHz	1RB-High (5)	715.3	24.13	23.57	22.51	
		707.5	24.19	23.54	22.52	
		699.7	24.31	23.48	22.56	
	1RB-Middle (3)	715.3	24.25	23.52	22.46	
		707.5	24.40	23.72	22.61	
		699.7	24.46	23.57	22.66	
	1RB-Low (0)	715.3	24.26	23.54	22.68	
		707.5	24.31	23.59	22.57	
		699.7	24.29	23.58	22.49	
	3RB-High (3)	715.3	24.15	23.33	22.36	
		707.5	24.27	23.27	22.51	
		699.7	24.28	23.36	22.48	
	3RB-Middle (1)	715.3	24.25	23.30	22.49	
		707.5	24.27	23.38	22.45	
		699.7	24.38	23.40	22.39	
	3RB-Low (0)	715.3	24.27	23.36	22.50	
		707.5	24.28	23.32	22.39	
		699.7	24.34	23.45	22.56	
	6RB (0)	715.3	23.33	22.26	21.37	
		707.5	23.27	22.27	21.38	
		699.7	23.41	22.50	21.50	
	3MHz	1RB-High (14)	714.5	24.29	23.60	22.59
			707.5	24.33	23.54	22.64
			700.5	24.29	23.48	22.60
1RB-Middle (7)		714.5	24.27	23.54	22.58	
		707.5	24.34	23.59	22.61	
		700.5	24.31	23.90	22.39	
1RB-Low (0)		714.5	24.32	23.79	22.63	
		707.5	24.35	23.73	22.68	
		700.5	24.48	23.75	22.76	
8RB-High (7)		714.5	23.44	22.44	21.54	
		707.5	23.38	22.46	21.51	
		700.5	23.39	22.42	21.74	
8RB-Middle (4)		714.5	23.46	22.52	21.58	
		707.5	23.49	22.52	21.62	
		700.5	23.37	22.53	21.72	
8RB-Low (0)		714.5	23.40	22.40	21.51	
		707.5	23.46	22.40	21.60	
		700.5	23.47	22.53	21.66	
15RB (0)		714.5	23.24	22.34	21.53	
		707.5	23.34	22.42	21.51	
		700.5	23.49	22.42	21.65	

5MHz	1RB-High (24)	713.5	24.19	23.55	22.45
		707.5	24.26	23.71	22.70
		701.5	24.26	23.67	22.48
	1RB-Middle (12)	713.5	24.36	23.70	22.46
		707.5	24.32	23.88	22.59
		701.5	24.24	23.99	22.28
	1RB-Low (0)	713.5	24.38	23.77	22.69
		707.5	24.33	23.72	22.73
		701.5	24.40	23.73	22.71
	12RB-High (13)	713.5	23.37	22.40	21.50
		707.5	23.42	22.45	21.58
		701.5	23.39	22.43	21.55
	12RB-Middle (6)	713.5	23.54	22.48	21.57
		707.5	23.43	22.45	21.61
		701.5	23.54	22.56	21.54
	12RB-Low (0)	713.5	23.44	22.48	21.43
		707.5	23.47	22.47	21.53
		701.5	23.49	22.58	21.59
	25RB (0)	713.5	23.24	22.36	21.43
		707.5	23.46	22.45	21.51
		701.5	23.48	22.59	21.61
10MHz	1RB-High (49)	711	24.18	23.71	22.50
		707.5	24.11	23.59	22.62
		704	24.27	23.56	22.55
	1RB-Middle (24)	711	24.28	23.60	22.64
		707.5	24.31	23.63	22.71
		704	24.43	23.46	22.64
	1RB-Low (0)	711	24.35	23.71	22.64
		707.5	24.41	23.59	22.58
		704	24.30	23.77	22.69
	25RB-High (25)	711	23.27	22.45	21.53
		707.5	23.39	22.45	21.46
		704	23.42	22.47	21.52
	25RB-Middle (12)	711	23.41	22.43	21.48
		707.5	23.40	22.45	21.55
		704	23.45	22.50	21.67
	25RB-Low (0)	711	23.33	22.42	21.52
		707.5	23.37	22.48	21.53
		704	23.46	22.43	21.48
	50RB (0)	711	23.35	22.39	21.51
		707.5	23.37	22.45	21.40
		704	23.42	22.54	21.59

LTE Band12(ANT1 DSI 10)

1.4MHz	1RB-High (5)	715.3	22.72	22.91	22.81	
		707.5	22.69	23.01	22.67	
		699.7	22.70	23.14	22.44	
	1RB-Middle (3)	715.3	22.63	23.15	22.98	
		707.5	22.97	23.13	22.70	
		699.7	23.02	23.13	22.53	
	1RB-Low (0)	715.3	22.75	23.18	22.98	
		707.5	22.73	23.15	22.57	
		699.7	22.73	23.20	22.58	
	3RB-High (3)	715.3	22.75	22.82	22.96	
		707.5	22.78	22.93	22.44	
		699.7	22.76	22.82	22.48	
	3RB-Middle (1)	715.3	22.67	22.93	22.67	
		707.5	22.81	22.92	22.50	
		699.7	22.78	22.86	22.52	
	3RB-Low (0)	715.3	22.75	22.80	22.89	
		707.5	22.74	22.80	22.54	
		699.7	22.80	23.04	22.52	
	6RB (0)	715.3	22.75	22.37	22.32	
		707.5	22.72	22.37	22.37	
		699.7	22.91	22.45	22.41	
	3MHz	1RB-High (14)	714.5	22.78	23.07	23.00
			707.5	22.79	23.10	23.11
			700.5	22.82	23.31	23.05
1RB-Middle (7)		714.5	22.75	23.15	22.74	
		707.5	22.85	23.18	22.77	
		700.5	22.86	23.05	22.85	
1RB-Low (0)		714.5	22.83	23.36	22.97	
		707.5	22.89	23.29	23.08	
		700.5	22.94	23.15	23.23	
8RB-High (7)		714.5	22.79	22.46	22.51	
		707.5	22.91	22.44	22.54	
		700.5	22.90	22.49	22.46	
8RB-Middle (4)		714.5	22.91	22.49	22.47	
		707.5	22.87	22.46	22.45	
		700.5	23.02	22.57	22.53	
8RB-Low (0)		714.5	22.79	22.46	22.45	
		707.5	22.84	22.46	22.49	
		700.5	22.93	22.54	22.63	
15RB (0)		714.5	22.75	22.29	22.48	
		707.5	22.93	22.41	22.38	
		700.5	22.98	22.52	22.49	

5MHz	1RB-High (24)	713.5	22.73	23.04	23.01
		707.5	22.84	23.19	23.04
		701.5	22.86	23.24	23.05
	1RB-Middle (12)	713.5	22.83	23.18	23.01
		707.5	22.82	23.36	23.01
		701.5	22.74	23.15	22.84
	1RB-Low (0)	713.5	22.80	23.27	23.11
		707.5	22.91	23.16	23.10
		701.5	22.78	23.22	23.19
	12RB-High (13)	713.5	22.88	22.40	22.40
		707.5	22.86	22.37	22.52
		701.5	22.93	22.28	22.50
	12RB-Middle (6)	713.5	22.96	22.56	22.41
		707.5	22.91	22.47	22.39
		701.5	22.95	22.56	22.47
	12RB-Low (0)	713.5	22.85	22.46	22.38
		707.5	22.91	22.49	22.47
		701.5	22.98	22.48	22.45
	25RB (0)	713.5	22.80	22.37	22.29
		707.5	22.77	22.39	22.38
		701.5	22.94	22.57	22.51
10MHz	1RB-High (49)	711	22.75	23.16	22.76
		707.5	22.80	23.15	23.04
		704	22.71	23.25	22.91
	1RB-Middle (24)	711	22.80	23.31	23.04
		707.5	22.87	23.27	23.09
		704	22.86	23.05	23.06
	1RB-Low (0)	711	22.83	23.25	23.07
		707.5	22.90	23.26	23.19
		704	22.86	23.26	23.14
	25RB-High (25)	711	22.87	22.51	22.42
		707.5	22.88	22.46	22.49
		704	22.92	22.54	22.53
	25RB-Middle (12)	711	22.89	22.50	22.48
		707.5	22.90	22.50	22.45
		704	22.99	22.58	22.55
	25RB-Low (0)	711	22.91	22.48	22.49
		707.5	22.91	22.53	22.52
		704	22.93	22.48	22.54
	50RB (0)	711	22.94	22.42	22.43
		707.5	22.86	22.37	22.45
		704	22.96	22.51	22.53

LTE Band13(ANT1 DSI 0)

5MHz	1RB-High (24)	784.5 (23255)	23.61	23.09	21.87
		782 (23230)	23.63	23.02	21.95
		779.5 (23205)	23.69	23.00	21.89
	1RB-Middle (12)	784.5 (23255)	23.66	23.15	21.92
		782 (23230)	23.69	23.10	21.94
		779.5 (23205)	23.66	22.69	21.73
	1RB-Low (0)	784.5 (23255)	23.67	23.11	21.83
		782 (23230)	23.62	23.09	21.76
		779.5 (23205)	23.77	22.97	21.55
	12RB-High (13)	784.5 (23255)	22.73	21.71	20.75
		782 (23230)	22.77	21.67	20.81
		779.5 (23205)	22.79	21.73	20.71
	12RB-Middle (6)	784.5 (23255)	22.86	21.80	20.86
		782 (23230)	22.69	21.75	20.68
		779.5 (23205)	22.86	21.85	20.84
	12RB-Low (0)	784.5 (23255)	22.67	21.70	20.75
		782 (23230)	22.64	21.69	20.67
		779.5 (23205)	22.64	21.75	20.79
25RB (0)	784.5 (23255)	22.76	21.82	20.75	
	782 (23230)	22.69	21.74	20.72	
	779.5 (23205)	22.84	21.86	20.89	
10MHz	1RB-High (49)	782 (23230)	23.56	22.79	22.20
	1RB-Middle (24)	782 (23230)	23.61	22.80	22.28
	1RB-Low (0)	782 (23230)	23.69	22.09	22.23
	25RB-High (25)	782 (23230)	22.74	21.71	21.11
	25RB-Middle (12)	782 (23230)	22.79	21.73	21.18
	25RB-Low (0)	782 (23230)	22.72	21.79	21.16
	50RB (0)	782 (23230)	22.63	21.75	21.16

LTE Band25(ANT1 DSI 0)

1.4MHz	1RB-High (5)	1914.3 (26683)	24.15	23.40	22.56
		1882.5 (26365)	24.24	23.58	22.76
		1850.7 (26047)	24.17	23.64	22.67
	1RB-Middle (3)	1914.3 (26683)	24.15	23.49	22.66
		1882.5 (26365)	24.49	23.55	22.78
		1850.7 (26047)	24.44	23.59	22.70
	1RB-Low (0)	1914.3 (26683)	24.09	23.37	22.74
		1882.5 (26365)	24.33	23.52	22.70
		1850.7 (26047)	24.23	23.59	22.79
	3RB-High (3)	1914.3 (26683)	24.18	23.18	22.36
		1882.5 (26365)	24.27	23.35	22.61
		1850.7 (26047)	24.30	23.37	22.56
	3RB-Middle (1)	1914.3 (26683)	24.24	23.25	22.66
		1882.5 (26365)	24.30	23.54	22.63
		1850.7 (26047)	24.33	23.53	22.59
	3RB-Low (0)	1914.3 (26683)	24.15	23.20	22.50
		1882.5 (26365)	24.32	23.30	22.52
		1850.7 (26047)	24.29	23.35	22.53
	6RB (0)	1914.3 (26683)	23.23	22.33	21.43
		1882.5 (26365)	23.33	22.28	21.63
		1850.7 (26047)	23.31	22.37	21.46
3MHz	1RB-High (14)	1913.5 (26675)	24.34	23.49	22.63
		1882.5 (26365)	24.43	23.62	22.79
		1851.5 (26055)	24.37	23.71	21.76
	1RB-Middle (7)	1913.5 (26675)	24.21	23.37	22.47
		1882.5 (26365)	24.22	23.54	22.70
		1851.5 (26055)	24.17	23.52	22.64
	1RB-Low (0)	1913.5 (26675)	24.29	23.63	22.73
		1882.5 (26365)	24.42	23.71	22.72
		1851.5 (26055)	24.44	23.67	22.66
	8RB-High (7)	1913.5 (26675)	23.29	22.31	21.53
		1882.5 (26365)	23.49	22.48	21.72
		1851.5 (26055)	23.45	22.40	21.62
	8RB-Middle (4)	1913.5 (26675)	23.33	22.43	21.54
		1882.5 (26365)	23.41	22.50	21.75
		1851.5 (26055)	23.41	22.53	21.64
	8RB-Low (0)	1913.5 (26675)	23.34	22.37	21.63
		1882.5 (26365)	23.33	22.32	21.62
		1851.5 (26055)	23.37	22.19	21.68
	15RB (0)	1913.5 (26675)	23.29	22.37	21.54
		1882.5 (26365)	23.36	22.37	21.50
		1851.5 (26055)	23.47	22.51	21.57

5MHz	1RB-High (24)	1912.5 (26665)	24.36	23.18	22.53	
		1882.5 (26365)	24.45	23.68	22.80	
		1852.5 (26065)	24.35	23.60	22.75	
	1RB-Middle (12)	1912.5 (26665)	24.20	23.72	22.48	
		1882.5 (26365)	24.31	23.78	22.56	
		1852.5 (26065)	24.19	23.34	22.43	
	1RB-Low (0)	1912.5 (26665)	24.25	23.59	22.69	
		1882.5 (26365)	24.40	23.72	22.71	
		1852.5 (26065)	24.47	23.65	22.75	
	12RB-High (13)	1912.5 (26665)	23.28	22.42	21.50	
		1882.5 (26365)	23.49	22.49	21.72	
		1852.5 (26065)	23.40	22.45	21.68	
	12RB-Middle (6)	1912.5 (26665)	23.42	22.40	21.53	
		1882.5 (26365)	23.37	22.46	21.56	
		1852.5 (26065)	23.46	22.44	21.57	
	12RB-Low (0)	1912.5 (26665)	23.39	22.23	21.62	
		1882.5 (26365)	23.30	22.33	21.65	
		1852.5 (26065)	23.48	22.50	21.61	
	25RB (0)	1912.5 (26665)	23.32	22.33	21.51	
		1882.5 (26365)	23.42	22.42	21.59	
		1852.5 (26065)	23.36	22.51	21.57	
	10MHz	1RB-High (49)	1910 (26640)	24.29	23.11	22.31
			1882.5 (26365)	24.33	23.65	22.75
			1855 (26090)	24.29	23.76	22.75
1RB-Middle (24)		1910 (26640)	24.27	23.37	22.66	
		1882.5 (26365)	24.29	23.58	22.78	
		1855 (26090)	24.38	23.40	22.65	
1RB-Low (0)		1910 (26640)	24.22	23.58	22.67	
		1882.5 (26365)	24.27	23.70	22.62	
		1855 (26090)	24.34	23.75	22.49	
25RB-High (25)		1910 (26640)	23.43	22.48	21.54	
		1882.5 (26365)	23.41	22.35	21.60	
		1855 (26090)	23.40	22.36	21.57	
25RB-Middle (12)		1910 (26640)	23.45	22.50	21.71	
		1882.5 (26365)	23.42	22.50	21.67	
		1855 (26090)	23.54	22.46	21.74	
25RB-Low (0)		1910 (26640)	23.43	22.41	21.71	
		1882.5 (26365)	23.36	22.49	21.45	
		1855 (26090)	23.50	22.46	21.69	
50RB (0)		1910 (26640)	23.45	22.45	21.62	
		1882.5 (26365)	23.41	22.39	21.63	
		1855 (26090)	23.50	22.44	21.62	

15MHz	1RB-High (74)	1907.5 (26615)	24.14	23.23	22.20
		1882.5 (26365)	24.13	23.57	22.26
		1857.5 (26115)	24.17	23.54	22.31
	1RB-Middle (37)	1907.5 (26615)	24.14	23.44	22.45
		1882.5 (26365)	24.20	23.48	22.43
		1857.5 (26115)	24.12	23.35	22.33
	1RB-Low (0)	1907.5 (26615)	24.20	23.60	22.37
		1882.5 (26365)	24.27	23.64	22.31
		1857.5 (26115)	24.23	23.58	22.45
	36RB-High (38)	1907.5 (26615)	23.28	22.26	21.27
		1882.5 (26365)	23.28	22.20	21.37
		1857.5 (26115)	23.31	22.29	21.26
	36RB-Middle (19)	1907.5 (26615)	23.26	22.27	21.35
		1882.5 (26365)	23.25	22.29	21.33
		1857.5 (26115)	23.35	22.27	21.27
	36RB-Low (0)	1907.5 (26615)	23.30	22.26	21.38
		1882.5 (26365)	23.24	22.26	21.30
		1857.5 (26115)	23.17	22.30	21.24
	75RB (0)	1907.5 (26615)	23.31	22.33	21.32
		1882.5 (26365)	23.25	22.23	21.34
		1857.5 (26115)	23.35	22.35	21.25
20MHz	1RB-High (99)	1905 (26590)	24.04	23.23	21.69
		1882.5 (26365)	24.13	23.60	22.29
		1860 (26140)	24.15	23.46	22.52
	1RB-Middle (50)	1905 (26590)	24.11	23.35	22.40
		1882.5 (26365)	24.14	23.50	22.45
		1860 (26140)	24.14	23.51	22.44
	1RB-Low (0)	1905 (26590)	24.12	23.42	22.53
		1882.5 (26365)	24.16	23.48	22.27
		1860 (26140)	24.13	23.56	22.40
	50RB-High (50)	1905 (26590)	23.24	22.29	21.39
		1882.5 (26365)	23.22	22.29	21.40
		1860 (26140)	23.23	22.26	21.33
	50RB-Middle (25)	1905 (26590)	23.33	22.32	21.41
		1882.5 (26365)	23.18	22.29	21.37
		1860 (26140)	23.32	22.34	21.34
	50RB-Low (0)	1905 (26590)	23.30	22.32	21.36
		1882.5 (26365)	23.25	22.30	21.33
		1860 (26140)	23.26	22.25	21.31
	100RB (0)	1905 (26590)	23.27	22.30	21.32
		1882.5 (26365)	23.29	22.21	21.28
		1860 (26140)	23.35	22.31	21.32

LTE Band25(ANT1 DSI 1)

1.4MHz	1RB-High (5)	1914.3 (26683)	21.16	21.61	21.47
		1882.5 (26365)	21.35	21.63	21.60
		1850.7 (26047)	21.33	21.61	21.63
	1RB-Middle (3)	1914.3 (26683)	21.32	21.65	21.37
		1882.5 (26365)	21.35	21.74	21.74
		1850.7 (26047)	21.60	20.68	21.75
	1RB-Low (0)	1914.3 (26683)	21.11	21.47	21.59
		1882.5 (26365)	21.36	21.64	21.69
		1850.7 (26047)	21.28	20.78	21.63
	3RB-High (3)	1914.3 (26683)	21.16	21.15	21.24
		1882.5 (26365)	21.44	21.55	21.44
		1850.7 (26047)	21.35	21.34	21.43
	3RB-Middle (1)	1914.3 (26683)	21.27	21.27	21.39
		1882.5 (26365)	21.32	21.51	21.65
		1850.7 (26047)	21.24	21.47	21.52
	3RB-Low (0)	1914.3 (26683)	21.29	21.31	21.40
		1882.5 (26365)	21.43	21.37	21.51
		1850.7 (26047)	21.33	21.60	21.44
	6RB (0)	1914.3 (26683)	21.29	21.43	21.33
		1882.5 (26365)	21.52	21.47	21.34
		1850.7 (26047)	21.50	21.57	21.42
3MHz	1RB-High (14)	1913.5 (26675)	21.39	21.74	21.56
		1882.5 (26365)	21.58	21.52	21.57
		1851.5 (26055)	21.55	21.63	21.66
	1RB-Middle (7)	1913.5 (26675)	21.37	21.63	21.43
		1882.5 (26365)	21.44	21.80	21.32
		1851.5 (26055)	21.41	21.64	21.80
	1RB-Low (0)	1913.5 (26675)	21.43	21.76	21.55
		1882.5 (26365)	21.55	21.53	21.69
		1851.5 (26055)	21.52	21.52	21.67
	8RB-High (7)	1913.5 (26675)	21.47	21.48	21.51
		1882.5 (26365)	21.55	21.58	21.72
		1851.5 (26055)	21.51	21.63	21.73
	8RB-Middle (4)	1913.5 (26675)	21.49	21.47	21.41
		1882.5 (26365)	21.57	21.60	21.57
		1851.5 (26055)	21.52	21.61	21.58
	8RB-Low (0)	1913.5 (26675)	21.44	21.41	21.53
		1882.5 (26365)	21.42	21.57	21.51
		1851.5 (26055)	21.41	21.68	21.60
	15RB (0)	1913.5 (26675)	21.43	21.49	21.45
		1882.5 (26365)	21.55	21.40	21.24
		1851.5 (26055)	21.63	21.67	21.48

5MHz	1RB-High (24)	1912.5 (26665)	21.31	21.69	21.51	
		1882.5 (26365)	21.52	21.63	21.73	
		1852.5 (26065)	21.49	21.77	21.68	
	1RB-Middle (12)	1912.5 (26665)	21.37	21.57	21.52	
		1882.5 (26365)	21.36	21.60	21.61	
		1852.5 (26065)	21.33	20.65	21.53	
	1RB-Low (0)	1912.5 (26665)	21.42	21.68	21.50	
		1882.5 (26365)	21.52	21.61	21.80	
		1852.5 (26065)	21.53	20.76	21.39	
	12RB-High (13)	1912.5 (26665)	21.50	21.42	21.50	
		1882.5 (26365)	21.65	21.65	21.61	
		1852.5 (26065)	21.33	21.58	21.59	
	12RB-Middle (6)	1912.5 (26665)	21.48	21.48	21.45	
		1882.5 (26365)	21.57	21.51	21.44	
		1852.5 (26065)	21.66	21.59	21.59	
	12RB-Low (0)	1912.5 (26665)	21.45	21.49	21.55	
		1882.5 (26365)	21.49	21.52	21.47	
		1852.5 (26065)	21.53	21.70	21.50	
	25RB (0)	1912.5 (26665)	21.39	21.45	21.36	
		1882.5 (26365)	21.51	21.42	21.49	
		1852.5 (26065)	21.53	21.53	21.45	
	10MHz	1RB-High (49)	1910 (26640)	21.34	21.68	21.61
			1882.5 (26365)	21.34	21.52	21.68
			1855 (26090)	21.44	21.73	21.73
1RB-Middle (24)		1910 (26640)	21.39	21.61	21.52	
		1882.5 (26365)	21.50	21.73	21.55	
		1855 (26090)	21.45	21.54	21.67	
1RB-Low (0)		1910 (26640)	21.34	21.70	21.65	
		1882.5 (26365)	21.58	21.78	21.59	
		1855 (26090)	21.49	21.60	21.51	
25RB-High (25)		1910 (26640)	21.47	21.58	21.40	
		1882.5 (26365)	21.55	21.60	21.52	
		1855 (26090)	21.56	20.70	21.68	
25RB-Middle (12)		1910 (26640)	21.59	21.60	21.50	
		1882.5 (26365)	21.50	21.61	21.59	
		1855 (26090)	20.21	21.60	21.63	
25RB-Low (0)		1910 (26640)	21.49	21.61	21.51	
		1882.5 (26365)	21.61	21.49	21.60	
		1855 (26090)	21.61	21.57	21.47	
50RB (0)		1910 (26640)	21.61	21.57	21.51	
		1882.5 (26365)	21.55	21.43	21.49	
		1855 (26090)	21.59	21.68	21.61	

15MHz	1RB-High (74)	1907.5 (26615)	21.14	21.45	21.29	
		1882.5 (26365)	21.26	21.63	21.61	
		1857.5 (26115)	21.31	21.66	21.56	
	1RB-Middle (37)	1907.5 (26615)	21.25	21.55	21.40	
		1882.5 (26365)	21.34	21.60	21.48	
		1857.5 (26115)	21.19	21.75	21.37	
	1RB-Low (0)	1907.5 (26615)	21.26	21.63	21.61	
		1882.5 (26365)	21.26	21.75	21.49	
		1857.5 (26115)	21.36	20.74	21.57	
	36RB-High (38)	1907.5 (26615)	21.41	21.43	21.12	
		1882.5 (26365)	21.44	21.48	21.31	
		1857.5 (26115)	21.48	21.39	21.49	
	36RB-Middle (19)	1907.5 (26615)	21.45	21.37	21.39	
		1882.5 (26365)	21.43	21.39	21.40	
		1857.5 (26115)	21.43	21.45	21.44	
	36RB-Low (0)	1907.5 (26615)	21.40	21.37	21.43	
		1882.5 (26365)	21.36	21.29	21.35	
		1857.5 (26115)	21.36	21.35	21.42	
	75RB (0)	1907.5 (26615)	21.37	21.40	21.50	
		1882.5 (26365)	21.37	21.42	21.42	
		1857.5 (26115)	21.39	21.34	21.51	
	20MHz	1RB-High (99)	1905 (26590)	21.09	21.50	21.34
			1882.5 (26365)	21.07	21.66	21.38
			1860 (26140)	21.19	21.47	21.49
		1RB-Middle (50)	1905 (26590)	21.14	21.46	21.34
			1882.5 (26365)	21.19	21.61	21.34
			1860 (26140)	20.85	21.47	21.31
1RB-Low (0)		1905 (26590)	20.61	20.13	21.32	
		1882.5 (26365)	21.17	21.44	21.40	
		1860 (26140)	21.17	20.70	21.49	
50RB-High (50)		1905 (26590)	19.82	20.84	21.32	
		1882.5 (26365)	21.30	21.10	21.32	
		1860 (26140)	21.36	21.42	21.28	
50RB-Middle (25)		1905 (26590)	21.06	21.37	20.52	
		1882.5 (26365)	21.29	21.35	20.35	
		1860 (26140)	21.42	21.39	20.50	
50RB-Low (0)		1905 (26590)	21.40	21.33	21.34	
		1882.5 (26365)	21.27	21.29	21.42	
		1860 (26140)	21.29	21.28	21.32	
100RB (0)		1905 (26590)	21.40	20.75	21.39	
		1882.5 (26365)	21.36	21.34	21.22	
		1860 (26140)	21.38	21.38	21.26	

LTE Band25(ANT1 DSI 4)

1.4MHz	1RB-High (5)	1914.3 (26683)	23.23	23.51	22.25
		1882.5 (26365)	23.33	23.69	22.60
		1850.7 (26047)	23.32	23.56	22.55
	1RB-Middle (3)	1914.3 (26683)	23.29	23.55	22.42
		1882.5 (26365)	23.59	23.73	22.71
		1850.7 (26047)	23.52	23.68	22.61
	1RB-Low (0)	1914.3 (26683)	23.18	23.53	22.35
		1882.5 (26365)	23.35	23.57	22.56
		1850.7 (26047)	23.34	23.67	22.63
	3RB-High (3)	1914.3 (26683)	23.30	23.30	22.17
		1882.5 (26365)	23.40	23.55	22.42
		1850.7 (26047)	23.28	22.98	22.47
	3RB-Middle (1)	1914.3 (26683)	23.27	23.43	22.46
		1882.5 (26365)	23.43	23.24	22.57
		1850.7 (26047)	22.90	23.52	22.53
	3RB-Low (0)	1914.3 (26683)	23.22	23.39	22.27
		1882.5 (26365)	23.36	23.29	22.65
		1850.7 (26047)	22.39	23.56	22.42
	6RB (0)	1914.3 (26683)	23.29	22.43	21.31
		1882.5 (26365)	23.42	22.54	21.44
		1850.7 (26047)	23.42	22.48	21.42
3MHz	1RB-High (14)	1913.5 (26675)	23.31	23.57	22.38
		1882.5 (26365)	23.40	23.42	22.63
		1851.5 (26055)	23.50	23.76	22.68
	1RB-Middle (7)	1913.5 (26675)	23.23	23.75	22.58
		1882.5 (26365)	23.32	23.65	22.45
		1851.5 (26055)	23.30	23.77	22.48
	1RB-Low (0)	1913.5 (26675)	23.41	23.60	22.57
		1882.5 (26365)	23.51	23.68	22.68
		1851.5 (26055)	23.39	23.75	22.73
	8RB-High (7)	1913.5 (26675)	23.41	22.44	21.42
		1882.5 (26365)	23.57	22.55	21.46
		1851.5 (26055)	23.49	22.56	21.58
	8RB-Middle (4)	1913.5 (26675)	23.42	22.55	21.46
		1882.5 (26365)	23.59	22.58	21.59
		1851.5 (26055)	22.23	22.55	21.55
	8RB-Low (0)	1913.5 (26675)	23.48	22.34	21.42
		1882.5 (26365)	23.36	22.57	21.51
		1851.5 (26055)	23.57	22.49	21.54
	15RB (0)	1913.5 (26675)	23.38	22.45	21.43
		1882.5 (26365)	23.47	22.52	21.47
		1851.5 (26055)	23.50	22.51	21.60

5MHz	1RB-High (24)	1912.5 (26665)	23.36	23.27	22.35
		1882.5 (26365)	23.54	23.75	22.74
		1852.5 (26065)	23.48	23.75	22.69
	1RB-Middle (12)	1912.5 (26665)	23.29	23.65	22.26
		1882.5 (26365)	23.41	23.75	22.51
		1852.5 (26065)	23.29	23.70	22.31
	1RB-Low (0)	1912.5 (26665)	23.31	23.62	22.64
		1882.5 (26365)	23.52	23.67	22.61
		1852.5 (26065)	23.50	23.65	22.65
	12RB-High (13)	1912.5 (26665)	23.35	22.42	21.42
		1882.5 (26365)	23.57	22.58	21.45
		1852.5 (26065)	23.48	22.45	21.52
	12RB-Middle (6)	1912.5 (26665)	23.50	22.42	21.42
		1882.5 (26365)	23.56	22.55	21.42
		1852.5 (26065)	23.55	22.60	21.53
	12RB-Low (0)	1912.5 (26665)	23.48	22.53	21.40
		1882.5 (26365)	23.52	22.41	21.38
		1852.5 (26065)	23.42	22.59	21.44
	25RB (0)	1912.5 (26665)	23.40	22.42	21.42
		1882.5 (26365)	23.41	22.48	21.50
		1852.5 (26065)	23.57	22.56	21.50
10MHz	1RB-High (49)	1910 (26640)	23.39	23.29	22.16
		1882.5 (26365)	23.49	23.67	22.63
		1855 (26090)	23.36	23.78	22.50
	1RB-Middle (24)	1910 (26640)	23.25	23.67	22.53
		1882.5 (26365)	23.58	23.72	22.68
		1855 (26090)	23.34	23.57	22.65
	1RB-Low (0)	1910 (26640)	23.30	23.73	22.34
		1882.5 (26365)	23.36	23.77	22.52
		1855 (26090)	23.47	23.67	22.52
	25RB-High (25)	1910 (26640)	23.42	22.51	21.44
		1882.5 (26365)	23.49	22.50	21.48
		1855 (26090)	23.52	22.61	21.51
	25RB-Middle (12)	1910 (26640)	23.53	22.55	21.53
		1882.5 (26365)	23.47	22.56	21.54
		1855 (26090)	23.58	22.68	21.57
	25RB-Low (0)	1910 (26640)	23.46	22.49	21.51
		1882.5 (26365)	23.45	22.52	21.56
		1855 (26090)	23.71	22.53	21.57
	50RB (0)	1910 (26640)	23.51	22.37	21.50
		1882.5 (26365)	23.54	22.55	21.52
		1855 (26090)	23.54	22.59	21.57

15MHz	1RB-High (74)	1907.5 (26615)	23.19	23.32	22.39	
		1882.5 (26365)	23.26	23.52	22.49	
		1857.5 (26115)	23.27	23.64	22.44	
	1RB-Middle (37)	1907.5 (26615)	23.21	23.46	22.42	
		1882.5 (26365)	23.24	23.48	22.42	
		1857.5 (26115)	23.13	23.53	22.40	
	1RB-Low (0)	1907.5 (26615)	23.29	23.67	22.50	
		1882.5 (26365)	23.30	23.72	22.53	
		1857.5 (26115)	23.29	23.70	22.44	
	36RB-High (38)	1907.5 (26615)	23.38	22.32	21.34	
		1882.5 (26365)	23.36	22.37	21.38	
		1857.5 (26115)	23.44	22.44	21.43	
	36RB-Middle (19)	1907.5 (26615)	23.38	22.35	21.40	
		1882.5 (26365)	23.34	22.45	21.38	
		1857.5 (26115)	23.46	22.36	21.43	
	36RB-Low (0)	1907.5 (26615)	23.34	22.31	21.31	
		1882.5 (26365)	23.32	22.32	21.34	
		1857.5 (26115)	23.39	22.29	21.28	
	75RB (0)	1907.5 (26615)	23.32	22.40	21.31	
		1882.5 (26365)	23.34	22.37	21.40	
		1857.5 (26115)	23.37	22.46	21.43	
	20MHz	1RB-High (99)	1905 (26590)	23.25	23.40	22.40
			1882.5 (26365)	23.24	23.72	22.32
			1860 (26140)	23.28	23.59	22.63
		1RB-Middle (50)	1905 (26590)	23.23	23.66	22.52
			1882.5 (26365)	23.33	23.55	22.44
			1860 (26140)	23.19	23.64	22.42
1RB-Low (0)		1905 (26590)	23.32	23.65	22.50	
		1882.5 (26365)	23.23	23.51	22.15	
		1860 (26140)	23.28	23.71	22.43	
50RB-High (50)		1905 (26590)	23.41	22.34	21.40	
		1882.5 (26365)	23.40	22.35	21.35	
		1860 (26140)	23.39	22.36	21.41	
50RB-Middle (25)		1905 (26590)	23.46	22.42	21.49	
		1882.5 (26365)	23.42	22.39	21.46	
		1860 (26140)	23.26	22.43	21.40	
50RB-Low (0)		1905 (26590)	23.42	22.41	21.52	
		1882.5 (26365)	23.41	22.34	21.43	
		1860 (26140)	22.74	22.34	21.40	
100RB (0)		1905 (26590)	23.50	22.46	21.41	
		1882.5 (26365)	23.45	22.34	21.33	
		1860 (26140)	23.44	22.41	21.38	

LTE Band25(ANT1 DSI 5)

1.4MHz	1RB-High (5)	1914.3 (26683)	15.96	16.38	16.25
		1882.5 (26365)	16.18	16.52	16.48
		1850.7 (26047)	16.28	16.45	16.56
	1RB-Middle (3)	1914.3 (26683)	16.09	16.30	16.24
		1882.5 (26365)	16.32	16.56	16.47
		1850.7 (26047)	16.27	16.53	16.54
	1RB-Low (0)	1914.3 (26683)	15.85	16.44	16.48
		1882.5 (26365)	16.23	16.61	16.38
		1850.7 (26047)	16.17	16.47	16.61
	3RB-High (3)	1914.3 (26683)	16.05	16.23	16.28
		1882.5 (26365)	16.28	16.25	16.36
		1850.7 (26047)	16.25	16.25	16.42
	3RB-Middle (1)	1914.3 (26683)	16.16	16.14	16.22
		1882.5 (26365)	16.27	16.39	16.42
		1850.7 (26047)	16.17	16.36	16.36
	3RB-Low (0)	1914.3 (26683)	16.06	16.16	16.22
		1882.5 (26365)	16.25	16.33	16.20
		1850.7 (26047)	16.27	16.37	16.35
	6RB (0)	1914.3 (26683)	16.14	16.29	16.24
		1882.5 (26365)	16.37	16.30	16.30
		1850.7 (26047)	16.28	16.40	16.36
3MHz	1RB-High (14)	1913.5 (26675)	16.20	16.53	16.41
		1882.5 (26365)	16.35	16.61	16.48
		1851.5 (26055)	16.18	16.68	16.54
	1RB-Middle (7)	1913.5 (26675)	16.28	16.67	16.20
		1882.5 (26365)	16.32	16.64	16.25
		1851.5 (26055)	16.37	16.74	16.39
	1RB-Low (0)	1913.5 (26675)	16.15	16.50	16.41
		1882.5 (26365)	16.37	16.72	16.57
		1851.5 (26055)	16.31	16.67	16.52
	8RB-High (7)	1913.5 (26675)	15.95	16.31	16.19
		1882.5 (26365)	16.37	16.39	16.57
		1851.5 (26055)	16.36	16.42	16.29
	8RB-Middle (4)	1913.5 (26675)	15.96	16.30	16.38
		1882.5 (26365)	16.51	16.47	16.48
		1851.5 (26055)	16.36	16.48	16.37
	8RB-Low (0)	1913.5 (26675)	15.96	16.28	16.33
		1882.5 (26365)	16.38	16.34	16.38
		1851.5 (26055)	16.41	16.46	16.40
	15RB (0)	1913.5 (26675)	15.79	16.33	16.28
		1882.5 (26365)	16.31	16.32	16.37
		1851.5 (26055)	16.34	16.39	16.40

5MHz	1RB-High (24)	1912.5 (26665)	16.19	16.48	16.29
		1882.5 (26365)	16.39	16.72	16.56
		1852.5 (26065)	16.18	16.66	16.62
	1RB-Middle (12)	1912.5 (26665)	16.22	16.80	16.30
		1882.5 (26365)	16.37	16.51	16.71
		1852.5 (26065)	16.34	16.66	16.37
	1RB-Low (0)	1912.5 (26665)	16.14	16.63	16.50
		1882.5 (26365)	16.26	16.62	16.66
		1852.5 (26065)	16.23	16.69	16.61
	12RB-High (13)	1912.5 (26665)	16.24	16.32	16.36
		1882.5 (26365)	16.45	16.36	16.46
		1852.5 (26065)	16.38	16.42	16.43
	12RB-Middle (6)	1912.5 (26665)	16.28	16.31	16.54
		1882.5 (26365)	16.35	16.31	16.45
		1852.5 (26065)	16.40	16.47	16.48
	12RB-Low (0)	1912.5 (26665)	16.35	16.40	16.29
		1882.5 (26365)	16.32	16.37	16.42
		1852.5 (26065)	16.43	16.53	16.44
	25RB (0)	1912.5 (26665)	16.23	16.27	16.55
		1882.5 (26365)	16.34	16.35	16.40
		1852.5 (26065)	16.36	16.43	16.42
10MHz	1RB-High (49)	1910 (26640)	16.13	16.57	16.42
		1882.5 (26365)	16.13	16.59	16.32
		1855 (26090)	16.26	16.62	16.40
	1RB-Middle (24)	1910 (26640)	16.14	16.55	16.50
		1882.5 (26365)	16.23	16.69	16.49
		1855 (26090)	16.27	16.43	16.45
	1RB-Low (0)	1910 (26640)	16.25	16.61	16.39
		1882.5 (26365)	16.25	16.75	16.46
		1855 (26090)	16.23	16.64	16.39
	25RB-High (25)	1910 (26640)	16.29	16.41	16.36
		1882.5 (26365)	16.34	16.43	16.32
		1855 (26090)	16.37	16.45	16.44
	25RB-Middle (12)	1910 (26640)	16.33	16.41	16.30
		1882.5 (26365)	16.42	16.48	16.40
		1855 (26090)	16.39	16.45	16.40
25RB-Low (0)	1910 (26640)	16.40	16.44	16.38	
	1882.5 (26365)	16.38	16.40	16.38	
	1855 (26090)	16.37	16.28	16.38	
50RB (0)	1910 (26640)	16.33	16.44	16.43	
	1882.5 (26365)	16.35	16.37	16.28	
	1855 (26090)	16.40	16.33	16.42	

15MHz	1RB-High (74)	1907.5 (26615)	16.00	16.31	16.39	
		1882.5 (26365)	16.03	16.51	16.47	
		1857.5 (26115)	16.09	16.46	16.49	
	1RB-Middle (37)	1907.5 (26615)	16.03	16.41	16.23	
		1882.5 (26365)	16.15	16.36	16.34	
		1857.5 (26115)	16.08	16.42	16.29	
	1RB-Low (0)	1907.5 (26615)	16.05	16.44	16.35	
		1882.5 (26365)	16.09	16.49	16.34	
		1857.5 (26115)	16.05	16.45	16.44	
	36RB-High (38)	1907.5 (26615)	16.27	16.24	16.31	
		1882.5 (26365)	16.31	16.17	16.21	
		1857.5 (26115)	16.34	16.27	16.27	
	36RB-Middle (19)	1907.5 (26615)	16.20	16.28	16.32	
		1882.5 (26365)	16.24	16.20	16.25	
		1857.5 (26115)	16.27	16.19	16.23	
	36RB-Low (0)	1907.5 (26615)	16.23	16.24	16.32	
		1882.5 (26365)	16.21	16.30	16.26	
		1857.5 (26115)	16.20	16.20	16.20	
	75RB (0)	1907.5 (26615)	16.23	16.26	16.23	
		1882.5 (26365)	16.21	16.26	16.24	
		1857.5 (26115)	16.27	16.33	16.33	
	20MHz	1RB-High (99)	1905 (26590)	15.91	16.13	16.17
			1882.5 (26365)	16.09	16.50	16.55
			1860 (26140)	16.04	16.38	16.32
		1RB-Middle (50)	1905 (26590)	16.05	16.38	16.19
			1882.5 (26365)	16.09	16.42	16.24
			1860 (26140)	16.01	16.37	16.27
1RB-Low (0)		1905 (26590)	16.07	16.59	16.49	
		1882.5 (26365)	16.10	16.45	16.40	
		1860 (26140)	16.09	16.42	16.30	
50RB-High (50)		1905 (26590)	16.24	16.25	16.27	
		1882.5 (26365)	16.17	16.26	16.30	
		1860 (26140)	16.28	16.32	16.30	
50RB-Middle (25)		1905 (26590)	16.19	16.33	16.26	
		1882.5 (26365)	16.19	16.22	16.23	
		1860 (26140)	16.26	16.31	16.29	
50RB-Low (0)		1905 (26590)	16.31	16.31	16.26	
		1882.5 (26365)	16.28	16.30	16.27	
		1860 (26140)	16.22	16.31	16.20	
100RB (0)		1905 (26590)	16.30	16.20	16.36	
		1882.5 (26365)	16.20	16.17	16.24	
		1860 (26140)	16.26	16.29	16.28	

LTE Band25(ANT1 DSI 6)

1.4MHz	1RB-High (5)	1914.3 (26683)	19.10	19.51	19.38
		1882.5 (26365)	19.28	19.52	19.50
		1850.7 (26047)	19.26	19.51	19.52
	1RB-Middle (3)	1914.3 (26683)	19.25	19.54	19.30
		1882.5 (26365)	19.28	19.63	19.63
		1850.7 (26047)	19.50	18.67	19.64
	1RB-Low (0)	1914.3 (26683)	19.06	19.38	19.49
		1882.5 (26365)	19.29	19.53	19.58
		1850.7 (26047)	19.21	18.76	19.52
	3RB-High (3)	1914.3 (26683)	19.10	19.09	19.17
		1882.5 (26365)	19.36	19.45	19.36
		1850.7 (26047)	19.28	19.27	19.35
	3RB-Middle (1)	1914.3 (26683)	19.20	19.20	19.31
		1882.5 (26365)	19.25	19.42	19.54
		1850.7 (26047)	19.17	19.38	19.43
	3RB-Low (0)	1914.3 (26683)	19.23	19.24	19.32
		1882.5 (26365)	19.35	19.30	19.42
		1850.7 (26047)	19.26	19.50	19.36
	6RB (0)	1914.3 (26683)	19.23	19.35	19.26
		1882.5 (26365)	19.43	19.38	19.27
		1850.7 (26047)	19.41	19.47	19.34
3MHz	1RB-High (14)	1913.5 (26675)	19.31	19.63	19.46
		1882.5 (26365)	19.48	19.72	19.47
		1851.5 (26055)	19.45	19.52	19.55
	1RB-Middle (7)	1913.5 (26675)	19.30	19.79	19.35
		1882.5 (26365)	19.36	19.68	19.25
		1851.5 (26055)	19.33	19.72	19.68
	1RB-Low (0)	1913.5 (26675)	19.35	19.65	19.45
		1882.5 (26365)	19.45	19.75	19.58
		1851.5 (26055)	19.43	19.63	19.56
	8RB-High (7)	1913.5 (26675)	19.38	19.39	19.42
		1882.5 (26365)	19.45	19.48	19.61
		1851.5 (26055)	19.42	19.52	19.62
	8RB-Middle (4)	1913.5 (26675)	19.40	19.38	19.33
		1882.5 (26365)	19.47	19.50	19.47
		1851.5 (26055)	19.43	19.51	19.48
	8RB-Low (0)	1913.5 (26675)	19.36	19.33	19.44
		1882.5 (26365)	19.34	19.47	19.42
		1851.5 (26055)	19.33	19.57	19.50
	15RB (0)	1913.5 (26675)	19.35	19.40	19.37
		1882.5 (26365)	19.45	19.32	19.17
		1851.5 (26055)	19.52	19.56	19.39

5MHz	1RB-High (24)	1912.5 (26665)	19.24	19.58	19.42
		1882.5 (26365)	19.43	19.76	19.62
		1852.5 (26065)	19.40	19.66	19.57
	1RB-Middle (12)	1912.5 (26665)	19.30	19.47	19.43
		1882.5 (26365)	19.29	19.50	19.51
		1852.5 (26065)	19.26	18.64	19.44
	1RB-Low (0)	1912.5 (26665)	19.34	19.57	19.41
		1882.5 (26365)	19.43	19.78	19.68
		1852.5 (26065)	19.44	18.74	19.74
	12RB-High (13)	1912.5 (26665)	19.41	19.34	19.41
		1882.5 (26365)	19.54	19.54	19.51
		1852.5 (26065)	19.26	19.48	19.49
	12RB-Middle (6)	1912.5 (26665)	19.39	19.39	19.37
		1882.5 (26365)	19.47	19.42	19.36
		1852.5 (26065)	19.55	19.49	19.49
	12RB-Low (0)	1912.5 (26665)	19.37	19.40	19.45
		1882.5 (26365)	19.40	19.43	19.38
		1852.5 (26065)	19.44	19.60	19.41
	25RB (0)	1912.5 (26665)	19.31	19.37	19.29
		1882.5 (26365)	19.42	19.34	19.40
		1852.5 (26065)	19.44	19.44	19.37
10MHz	1RB-High (49)	1910 (26640)	19.27	19.57	19.51
		1882.5 (26365)	19.27	19.75	19.57
		1855 (26090)	19.36	19.62	19.62
	1RB-Middle (24)	1910 (26640)	19.31	19.51	19.43
		1882.5 (26365)	19.41	19.62	19.45
		1855 (26090)	19.37	19.72	19.56
	1RB-Low (0)	1910 (26640)	19.27	19.60	19.54
		1882.5 (26365)	19.48	19.67	19.49
		1855 (26090)	19.40	19.50	19.42
	25RB-High (25)	1910 (26640)	19.38	19.48	19.32
		1882.5 (26365)	19.45	19.50	19.43
		1855 (26090)	19.46	18.69	19.57
	25RB-Middle (12)	1910 (26640)	19.49	19.50	19.41
		1882.5 (26365)	19.41	19.51	19.49
		1855 (26090)	18.25	19.50	19.52
	25RB-Low (0)	1910 (26640)	19.40	19.51	19.42
		1882.5 (26365)	19.51	19.40	19.50
		1855 (26090)	19.51	19.47	19.38
	50RB (0)	1910 (26640)	19.51	19.47	19.42
		1882.5 (26365)	19.45	19.35	19.40
		1855 (26090)	19.49	19.57	19.51

15MHz	1RB-High (74)	1907.5 (26615)	19.08	19.37	19.23
		1882.5 (26365)	19.19	19.52	19.51
		1857.5 (26115)	19.24	19.55	19.46
	1RB-Middle (37)	1907.5 (26615)	19.18	19.45	19.32
		1882.5 (26365)	19.27	19.50	19.39
		1857.5 (26115)	19.13	19.64	19.30
	1RB-Low (0)	1907.5 (26615)	19.19	19.52	19.51
		1882.5 (26365)	19.19	19.64	19.40
		1857.5 (26115)	19.29	18.72	19.47
	36RB-High (38)	1907.5 (26615)	19.33	19.35	19.07
		1882.5 (26365)	19.36	19.39	19.24
		1857.5 (26115)	19.39	19.31	19.40
	36RB-Middle (19)	1907.5 (26615)	19.37	19.30	19.31
		1882.5 (26365)	19.35	19.31	19.32
		1857.5 (26115)	19.35	19.37	19.36
	36RB-Low (0)	1907.5 (26615)	19.32	19.30	19.35
		1882.5 (26365)	19.29	19.23	19.28
		1857.5 (26115)	19.29	19.28	19.34
	75RB (0)	1907.5 (26615)	19.30	19.32	19.41
		1882.5 (26365)	19.30	19.34	19.34
		1857.5 (26115)	19.31	19.27	19.42
20MHz	1RB-High (99)	1905 (26590)	19.04	19.30	19.39
		1882.5 (26365)	19.07	19.46	19.18
		1860 (26140)	19.17	19.40	19.31
	1RB-Middle (50)	1905 (26590)	19.03	19.38	19.31
		1882.5 (26365)	19.18	19.49	19.45
		1860 (26140)	19.08	19.35	19.34
	1RB-Low (0)	1905 (26590)	19.10	19.56	19.27
		1882.5 (26365)	19.03	19.34	19.39
		1860 (26140)	19.18	19.42	19.32
	50RB-High (50)	1905 (26590)	19.22	19.26	19.23
		1882.5 (26365)	19.22	19.24	19.29
		1860 (26140)	19.23	18.16	19.35
	50RB-Middle (25)	1905 (26590)	19.31	19.26	19.28
		1882.5 (26365)	19.30	19.23	19.31
		1860 (26140)	19.30	19.36	19.43
	50RB-Low (0)	1905 (26590)	19.26	19.22	19.32
		1882.5 (26365)	19.23	19.28	19.31
		1860 (26140)	19.29	19.28	19.23
	100RB (0)	1905 (26590)	19.36	19.22	19.30
		1882.5 (26365)	19.24	19.27	19.36
		1860 (26140)	19.32	19.35	19.36

LTE Band25(ANT1 DSI 9)

1.4MHz	1RB-High (5)	1914.3 (26683)	20.17	20.53	20.18
		1882.5 (26365)	20.45	20.70	20.47
		1850.7 (26047)	20.58	20.62	20.57
	1RB-Middle (3)	1914.3 (26683)	20.34	20.43	20.17
		1882.5 (26365)	20.63	20.76	20.46
		1850.7 (26047)	20.57	20.72	20.55
	1RB-Low (0)	1914.3 (26683)	20.03	20.60	20.47
		1882.5 (26365)	20.51	20.62	20.34
		1850.7 (26047)	20.44	20.64	20.63
	3RB-High (3)	1914.3 (26683)	20.29	20.34	20.22
		1882.5 (26365)	20.58	20.36	20.32
		1850.7 (26047)	20.54	20.36	20.39
	3RB-Middle (1)	1914.3 (26683)	20.43	20.22	20.14
		1882.5 (26365)	20.57	20.54	20.39
		1850.7 (26047)	20.44	20.50	20.32
	3RB-Low (0)	1914.3 (26683)	20.30	20.25	20.14
		1882.5 (26365)	20.54	20.46	20.12
		1850.7 (26047)	20.57	20.51	20.31
	6RB (0)	1914.3 (26683)	20.40	20.41	20.17
		1882.5 (26365)	20.69	20.43	20.24
		1850.7 (26047)	20.58	20.55	20.32
3MHz	1RB-High (14)	1913.5 (26675)	20.48	20.72	20.38
		1882.5 (26365)	20.67	20.62	20.47
		1851.5 (26055)	20.45	20.71	20.55
	1RB-Middle (7)	1913.5 (26675)	20.58	20.69	20.12
		1882.5 (26365)	20.63	20.66	20.18
		1851.5 (26055)	20.69	20.78	20.36
	1RB-Low (0)	1913.5 (26675)	20.41	20.48	20.38
		1882.5 (26365)	20.69	20.76	20.58
		1851.5 (26055)	20.62	20.69	20.52
	8RB-High (7)	1913.5 (26675)	20.16	20.44	20.11
		1882.5 (26365)	20.69	20.54	20.58
		1851.5 (26055)	20.68	20.58	20.23
	8RB-Middle (4)	1913.5 (26675)	20.17	20.43	20.34
		1882.5 (26365)	20.67	20.64	20.47
		1851.5 (26055)	20.68	20.65	20.33
	8RB-Low (0)	1913.5 (26675)	20.17	20.40	20.28
		1882.5 (26365)	20.70	20.48	20.34
		1851.5 (26055)	20.74	20.63	20.37
	15RB (0)	1913.5 (26675)	19.96	20.46	20.22
		1882.5 (26365)	20.62	20.45	20.33
		1851.5 (26055)	20.65	20.54	20.37

5MHz	1RB-High (24)	1912.5 (26665)	20.46	20.65	20.23	
		1882.5 (26365)	20.72	20.76	20.57	
		1852.5 (26065)	20.45	20.68	20.65	
	1RB-Middle (12)	1912.5 (26665)	20.50	20.67	20.24	
		1882.5 (26365)	20.69	20.49	20.76	
		1852.5 (26065)	20.65	20.68	20.33	
	1RB-Low (0)	1912.5 (26665)	20.40	20.64	20.49	
		1882.5 (26365)	20.55	20.63	20.70	
		1852.5 (26065)	20.51	20.72	20.63	
	12RB-High (13)	1912.5 (26665)	20.53	20.45	20.32	
		1882.5 (26365)	20.79	20.50	20.44	
		1852.5 (26065)	20.70	20.58	20.41	
	12RB-Middle (6)	1912.5 (26665)	20.58	20.44	20.55	
		1882.5 (26365)	20.67	20.44	20.43	
		1852.5 (26065)	20.73	20.64	20.47	
	12RB-Low (0)	1912.5 (26665)	20.67	20.55	20.23	
		1882.5 (26365)	20.63	20.51	20.39	
		1852.5 (26065)	20.77	20.72	20.42	
	25RB (0)	1912.5 (26665)	20.51	20.39	20.56	
		1882.5 (26365)	20.65	20.49	20.37	
		1852.5 (26065)	20.68	20.59	20.39	
	10MHz	1RB-High (49)	1910 (26640)	20.39	20.57	20.39
			1882.5 (26365)	20.39	20.59	20.27
			1855 (26090)	20.55	20.63	20.37
1RB-Middle (24)		1910 (26640)	20.40	20.54	20.49	
		1882.5 (26365)	20.51	20.72	20.48	
		1855 (26090)	20.57	20.39	20.43	
1RB-Low (0)		1910 (26640)	20.54	20.62	20.36	
		1882.5 (26365)	20.54	20.80	20.44	
		1855 (26090)	20.51	20.66	20.36	
25RB-High (25)		1910 (26640)	20.59	20.57	20.32	
		1882.5 (26365)	20.65	20.59	20.27	
		1855 (26090)	20.69	20.62	20.42	
25RB-Middle (12)		1910 (26640)	20.64	20.57	20.24	
		1882.5 (26365)	20.75	20.65	20.37	
		1855 (26090)	20.72	20.62	20.37	
25RB-Low (0)		1910 (26640)	20.73	20.60	20.34	
		1882.5 (26365)	20.70	20.55	20.34	
		1855 (26090)	20.69	20.40	20.34	
50RB (0)		1910 (26640)	20.64	20.60	20.41	
		1882.5 (26365)	20.67	20.51	20.22	
		1855 (26090)	20.73	20.46	20.39	

15MHz	1RB-High (74)	1907.5 (26615)	20.22	20.44	20.36
		1882.5 (26365)	20.26	20.69	20.46
		1857.5 (26115)	20.34	20.63	20.48
	1RB-Middle (37)	1907.5 (26615)	20.26	20.57	20.16
		1882.5 (26365)	20.41	20.50	20.29
		1857.5 (26115)	20.32	20.58	20.23
	1RB-Low (0)	1907.5 (26615)	20.29	20.60	20.31
		1882.5 (26365)	20.34	20.67	20.29
		1857.5 (26115)	20.29	20.62	20.42
	36RB-High (38)	1907.5 (26615)	20.57	20.35	20.26
		1882.5 (26365)	20.62	20.26	20.13
		1857.5 (26115)	20.65	20.39	20.21
	36RB-Middle (19)	1907.5 (26615)	20.48	20.40	20.27
		1882.5 (26365)	20.53	20.30	20.18
		1857.5 (26115)	20.57	20.29	20.16
	36RB-Low (0)	1907.5 (26615)	20.51	20.35	20.27
		1882.5 (26365)	20.49	20.43	20.19
		1857.5 (26115)	20.48	20.30	20.12
	75RB (0)	1907.5 (26615)	20.51	20.37	20.16
		1882.5 (26365)	20.49	20.37	20.17
		1857.5 (26115)	20.57	20.46	20.28
20MHz	1RB-High (99)	1905 (26590)	20.11	20.46	20.33
		1882.5 (26365)	20.19	20.42	20.25
		1860 (26140)	20.10	20.50	20.34
	1RB-Middle (50)	1905 (26590)	20.10	20.40	20.25
		1882.5 (26365)	20.09	20.48	20.27
		1860 (26140)	20.05	20.38	20.32
	1RB-Low (0)	1905 (26590)	20.10	20.48	20.01
		1882.5 (26365)	20.11	20.52	20.39
		1860 (26140)	20.13	20.43	20.32
	50RB-High (50)	1905 (26590)	20.26	20.28	20.27
		1882.5 (26365)	20.25	20.16	20.22
		1860 (26140)	20.22	20.34	20.30
	50RB-Middle (25)	1905 (26590)	20.28	20.34	20.27
		1882.5 (26365)	20.25	20.22	20.28
		1860 (26140)	20.31	20.38	20.30
	50RB-Low (0)	1905 (26590)	20.32	20.32	20.32
		1882.5 (26365)	20.25	20.22	20.16
		1860 (26140)	20.17	20.21	20.20
	100RB (0)	1905 (26590)	20.26	20.30	20.20
		1882.5 (26365)	20.26	20.25	20.27
		1860 (26140)	20.27	20.31	20.35

LTE Band25(ANT1 DSI 10)

1.4MHz	1RB-High (5)	1914.3 (26683)	14.66	14.79	14.86
		1882.5 (26365)	14.74	15.06	15.00
		1850.7 (26047)	14.77	15.08	14.73
	1RB-Middle (3)	1914.3 (26683)	14.78	14.97	14.78
		1882.5 (26365)	14.84	15.04	14.97
		1850.7 (26047)	14.89	15.06	14.75
	1RB-Low (0)	1914.3 (26683)	14.62	14.90	14.62
		1882.5 (26365)	14.69	15.05	14.93
		1850.7 (26047)	14.80	14.96	15.10
	3RB-High (3)	1914.3 (26683)	14.64	14.69	14.70
		1882.5 (26365)	14.84	14.76	14.91
		1850.7 (26047)	14.87	14.83	14.85
	3RB-Middle (1)	1914.3 (26683)	14.76	14.56	14.67
		1882.5 (26365)	14.86	14.82	14.97
		1850.7 (26047)	14.85	14.94	14.88
	3RB-Low (0)	1914.3 (26683)	14.76	14.75	14.75
		1882.5 (26365)	14.82	14.87	14.89
		1850.7 (26047)	14.83	14.89	14.81
	6RB (0)	1914.3 (26683)	14.77	14.73	14.70
		1882.5 (26365)	14.59	14.89	14.84
		1850.7 (26047)	14.86	14.80	14.75
3MHz	1RB-High (14)	1913.5 (26675)	14.92	15.04	14.66
		1882.5 (26365)	15.01	15.16	15.04
		1851.5 (26055)	14.99	15.06	14.88
	1RB-Middle (7)	1913.5 (26675)	14.83	14.60	14.77
		1882.5 (26365)	14.83	15.13	14.96
		1851.5 (26055)	14.87	14.58	14.78
	1RB-Low (0)	1913.5 (26675)	14.89	15.12	14.73
		1882.5 (26365)	14.93	15.05	14.95
		1851.5 (26055)	15.01	15.12	14.92
	8RB-High (7)	1913.5 (26675)	14.92	14.93	14.84
		1882.5 (26365)	15.09	14.83	14.96
		1851.5 (26055)	14.94	14.98	14.96
	8RB-Middle (4)	1913.5 (26675)	14.91	14.91	14.90
		1882.5 (26365)	15.08	14.99	14.99
		1851.5 (26055)	15.09	14.98	14.96
	8RB-Low (0)	1913.5 (26675)	14.90	14.89	14.87
		1882.5 (26365)	14.93	14.85	14.88
		1851.5 (26055)	14.98	14.94	15.05
	15RB (0)	1913.5 (26675)	14.82	14.88	14.76
		1882.5 (26365)	15.00	14.79	14.74
		1851.5 (26055)	14.99	15.04	14.85

5MHz	1RB-High (24)	1912.5 (26665)	14.84	15.00	14.87
		1882.5 (26365)	14.86	15.22	14.99
		1852.5 (26065)	14.90	15.12	15.04
	1RB-Middle (12)	1912.5 (26665)	14.81	15.03	14.76
		1882.5 (26365)	14.94	15.14	14.96
		1852.5 (26065)	14.96	15.10	15.01
	1RB-Low (0)	1912.5 (26665)	14.83	15.06	14.89
		1882.5 (26365)	14.90	15.19	15.02
		1852.5 (26065)	14.91	15.21	14.93
	12RB-High (13)	1912.5 (26665)	14.94	14.66	14.82
		1882.5 (26365)	15.05	14.78	14.85
		1852.5 (26065)	14.97	14.72	15.02
	12RB-Middle (6)	1912.5 (26665)	14.93	14.75	14.83
		1882.5 (26365)	14.98	14.90	14.89
		1852.5 (26065)	15.05	14.90	14.97
	12RB-Low (0)	1912.5 (26665)	14.96	14.86	14.76
		1882.5 (26365)	14.91	14.92	14.76
		1852.5 (26065)	15.02	14.88	15.03
	25RB (0)	1912.5 (26665)	14.92	14.82	14.84
		1882.5 (26365)	14.96	14.82	14.86
		1852.5 (26065)	15.07	14.98	14.93
10MHz	1RB-High (49)	1910 (26640)	14.80	15.12	14.95
		1882.5 (26365)	14.89	15.24	15.01
		1855 (26090)	14.80	15.21	15.06
	1RB-Middle (24)	1910 (26640)	14.80	15.04	14.82
		1882.5 (26365)	14.88	15.16	14.95
		1855 (26090)	14.85	15.00	14.78
	1RB-Low (0)	1910 (26640)	14.82	15.23	14.91
		1882.5 (26365)	14.99	15.17	14.92
		1855 (26090)	14.83	15.30	14.87
	25RB-High (25)	1910 (26640)	14.95	14.86	14.71
		1882.5 (26365)	15.03	14.90	14.91
		1855 (26090)	15.03	14.94	14.86
	25RB-Middle (12)	1910 (26640)	14.97	14.90	14.91
		1882.5 (26365)	14.96	14.89	14.96
		1855 (26090)	15.09	14.95	14.97
	25RB-Low (0)	1910 (26640)	14.99	14.89	14.88
		1882.5 (26365)	14.87	14.90	14.87
		1855 (26090)	15.05	14.92	14.97
	50RB (0)	1910 (26640)	15.03	15.00	14.83
		1882.5 (26365)	14.95	14.92	14.80
		1855 (26090)	15.09	14.93	14.94

15MHz	1RB-High (74)	1907.5 (26615)	14.62	14.93	15.06
		1882.5 (26365)	14.73	14.96	15.07
		1857.5 (26115)	14.70	15.26	15.08
	1RB-Middle (37)	1907.5 (26615)	14.70	14.95	14.97
		1882.5 (26365)	14.79	15.10	15.07
		1857.5 (26115)	14.68	14.94	15.09
	1RB-Low (0)	1907.5 (26615)	14.69	15.15	15.02
		1882.5 (26365)	14.73	14.98	15.10
		1857.5 (26115)	14.81	15.01	15.12
	36RB-High (38)	1907.5 (26615)	14.91	14.81	14.79
		1882.5 (26365)	14.93	14.81	14.73
		1857.5 (26115)	14.86	14.86	14.88
	36RB-Middle (19)	1907.5 (26615)	14.87	14.80	14.80
		1882.5 (26365)	14.86	14.78	14.77
		1857.5 (26115)	14.88	14.76	14.85
	36RB-Low (0)	1907.5 (26615)	14.90	14.67	14.77
		1882.5 (26365)	14.81	14.72	14.72
		1857.5 (26115)	14.92	14.70	14.72
	75RB (0)	1907.5 (26615)	14.85	14.85	14.85
		1882.5 (26365)	14.82	14.79	14.77
		1857.5 (26115)	14.88	14.85	14.84
20MHz	1RB-High (99)	1905 (26590)	14.63	15.11	15.02
		1882.5 (26365)	14.68	15.17	15.16
		1860 (26140)	14.71	14.97	15.01
	1RB-Middle (50)	1905 (26590)	14.69	15.05	14.82
		1882.5 (26365)	14.65	15.05	15.06
		1860 (26140)	14.62	14.88	14.96
	1RB-Low (0)	1905 (26590)	14.73	15.02	15.12
		1882.5 (26365)	14.71	15.13	15.19
		1860 (26140)	14.79	15.04	15.13
	50RB-High (50)	1905 (26590)	14.84	14.74	14.79
		1882.5 (26365)	14.92	14.84	14.78
		1860 (26140)	14.91	14.83	14.83
	50RB-Middle (25)	1905 (26590)	14.86	14.80	14.81
		1882.5 (26365)	14.87	14.84	14.79
		1860 (26140)	14.88	14.80	14.80
	50RB-Low (0)	1905 (26590)	14.93	14.77	14.86
		1882.5 (26365)	14.88	14.80	14.78
		1860 (26140)	14.88	14.81	14.78
	100RB (0)	1905 (26590)	14.92	14.80	14.83
		1882.5 (26365)	14.83	14.81	14.76
		1860 (26140)	14.86	14.82	14.81

LTE Band25(ANT1 DSI 19)

1.4MHz	1RB-High (5)	1914.3 (26683)	18.58	18.98	18.85
		1882.5 (26365)	18.75	18.99	18.97
		1850.7 (26047)	18.73	18.98	18.99
	1RB-Middle (3)	1914.3 (26683)	18.72	19.01	18.77
		1882.5 (26365)	18.75	19.09	19.09
		1850.7 (26047)	18.97	18.16	19.10
	1RB-Low (0)	1914.3 (26683)	18.54	18.85	18.96
		1882.5 (26365)	18.76	19.00	19.05
		1850.7 (26047)	18.69	18.25	18.99
	3RB-High (3)	1914.3 (26683)	18.58	18.57	18.65
		1882.5 (26365)	18.83	18.92	18.83
		1850.7 (26047)	18.75	18.74	18.82
	3RB-Middle (1)	1914.3 (26683)	18.68	18.68	18.78
		1882.5 (26365)	18.72	18.89	19.01
		1850.7 (26047)	18.65	18.85	18.90
	3RB-Low (0)	1914.3 (26683)	18.70	18.71	18.79
		1882.5 (26365)	18.82	18.77	18.89
		1850.7 (26047)	18.73	18.97	18.83
	6RB (0)	1914.3 (26683)	18.70	18.82	18.73
		1882.5 (26365)	18.90	18.85	18.74
		1850.7 (26047)	18.88	18.94	18.81
3MHz	1RB-High (14)	1913.5 (26675)	18.78	19.09	18.93
		1882.5 (26365)	18.95	19.18	18.94
		1851.5 (26055)	18.92	18.99	19.02
	1RB-Middle (7)	1913.5 (26675)	18.77	19.25	18.82
		1882.5 (26365)	18.83	19.14	18.72
		1851.5 (26055)	18.80	19.18	19.14
	1RB-Low (0)	1913.5 (26675)	18.82	19.11	18.92
		1882.5 (26365)	18.92	19.21	19.05
		1851.5 (26055)	18.90	19.09	19.03
	8RB-High (7)	1913.5 (26675)	18.85	18.86	18.89
		1882.5 (26365)	18.92	18.95	19.07
		1851.5 (26055)	18.89	18.99	19.08
	8RB-Middle (4)	1913.5 (26675)	18.87	18.85	18.80
		1882.5 (26365)	18.94	18.97	18.94
		1851.5 (26055)	18.90	18.98	18.95
	8RB-Low (0)	1913.5 (26675)	18.83	18.80	18.91
		1882.5 (26365)	18.81	18.94	18.89
		1851.5 (26055)	18.80	19.04	18.97
	15RB (0)	1913.5 (26675)	18.82	18.87	18.84
		1882.5 (26365)	18.92	18.79	18.65
		1851.5 (26055)	18.99	19.03	18.86

5MHz	1RB-High (24)	1912.5 (26665)	18.71	19.05	18.89
		1882.5 (26365)	18.90	19.22	19.08
		1852.5 (26065)	18.87	19.12	19.04
	1RB-Middle (12)	1912.5 (26665)	18.77	18.94	18.90
		1882.5 (26365)	18.76	18.97	18.98
		1852.5 (26065)	18.73	18.13	18.91
	1RB-Low (0)	1912.5 (26665)	18.81	19.04	18.88
		1882.5 (26365)	18.90	19.24	19.14
		1852.5 (26065)	18.91	18.23	19.20
	12RB-High (13)	1912.5 (26665)	18.88	18.81	18.88
		1882.5 (26365)	19.01	19.01	18.98
		1852.5 (26065)	18.73	18.95	18.96
	12RB-Middle (6)	1912.5 (26665)	18.86	18.86	18.84
		1882.5 (26365)	18.94	18.89	18.83
		1852.5 (26065)	19.02	18.96	18.96
	12RB-Low (0)	1912.5 (26665)	18.84	18.87	18.92
		1882.5 (26365)	18.87	18.90	18.85
		1852.5 (26065)	18.91	19.06	18.88
	25RB (0)	1912.5 (26665)	18.78	18.84	18.76
		1882.5 (26365)	18.89	18.81	18.87
		1852.5 (26065)	18.91	18.91	18.84
10MHz	1RB-High (49)	1910 (26640)	18.74	19.04	18.98
		1882.5 (26365)	18.74	19.21	19.04
		1855 (26090)	18.83	19.08	19.08
	1RB-Middle (24)	1910 (26640)	18.78	18.98	18.90
		1882.5 (26365)	18.88	19.08	18.92
		1855 (26090)	18.84	19.18	19.03
	1RB-Low (0)	1910 (26640)	18.74	19.06	19.01
		1882.5 (26365)	18.95	19.13	18.96
		1855 (26090)	18.87	18.97	18.89
	25RB-High (25)	1910 (26640)	18.85	18.95	18.79
		1882.5 (26365)	18.92	18.97	18.90
		1855 (26090)	18.93	18.18	19.04
	25RB-Middle (12)	1910 (26640)	18.96	18.97	18.88
		1882.5 (26365)	18.88	18.98	18.96
		1855 (26090)	17.75	18.97	18.99
	25RB-Low (0)	1910 (26640)	18.87	18.98	18.89
		1882.5 (26365)	18.98	18.87	18.97
		1855 (26090)	18.98	18.94	18.85
	50RB (0)	1910 (26640)	18.98	18.94	18.89
		1882.5 (26365)	18.92	18.82	18.87
		1855 (26090)	18.96	19.04	18.98

15MHz	1RB-High (74)	1907.5 (26615)	18.56	18.84	18.70
		1882.5 (26365)	18.67	18.99	18.98
		1857.5 (26115)	18.71	19.02	18.93
	1RB-Middle (37)	1907.5 (26615)	18.66	18.92	18.79
		1882.5 (26365)	18.74	18.97	18.86
		1857.5 (26115)	18.61	19.10	18.77
	1RB-Low (0)	1907.5 (26615)	18.67	18.99	18.98
		1882.5 (26365)	18.67	19.10	18.87
		1857.5 (26115)	18.76	18.21	18.94
	36RB-High (38)	1907.5 (26615)	18.80	18.82	18.55
		1882.5 (26365)	18.83	18.86	18.71
		1857.5 (26115)	18.86	18.78	18.87
	36RB-Middle (19)	1907.5 (26615)	18.84	18.77	18.78
		1882.5 (26365)	18.82	18.78	18.79
		1857.5 (26115)	18.82	18.84	18.83
	36RB-Low (0)	1907.5 (26615)	18.79	18.77	18.82
		1882.5 (26365)	18.76	18.70	18.75
		1857.5 (26115)	18.76	18.75	18.81
	75RB (0)	1907.5 (26615)	18.77	18.79	18.88
		1882.5 (26365)	18.77	18.81	18.81
		1857.5 (26115)	18.78	18.74	18.89
20MHz	1RB-High (99)	1905 (26590)	18.52	18.88	18.74
		1882.5 (26365)	18.65	19.00	19.00
		1860 (26140)	18.23	18.39	18.89
	1RB-Middle (50)	1905 (26590)	18.63	18.79	18.79
		1882.5 (26365)	18.52	18.49	18.32
		1860 (26140)	18.45	18.99	18.95
	1RB-Low (0)	1905 (26590)	18.65	18.71	18.88
		1882.5 (26365)	18.66	19.02	18.89
		1860 (26140)	18.69	19.00	19.04
	50RB-High (50)	1905 (26590)	18.77	18.86	18.79
		1882.5 (26365)	18.57	18.72	18.74
		1860 (26140)	18.82	18.30	18.83
	50RB-Middle (25)	1905 (26590)	18.61	18.51	18.56
		1882.5 (26365)	18.44	18.86	18.85
		1860 (26140)	18.27	18.94	18.83
	50RB-Low (0)	1905 (26590)	18.83	18.88	18.76
		1882.5 (26365)	18.83	18.23	18.07
		1860 (26140)	18.73	18.76	18.75
	100RB (0)	1905 (26590)	18.86	18.84	18.91
		1882.5 (26365)	18.80	18.85	18.80
		1860 (26140)	18.81	18.84	18.84

LTE Band26(ANT1 DSI 0)

1.4MHz	1RB-High (5)	848.3 (27033)	24.21	23.44	22.42
		831.5 (26865)	24.28	23.60	22.40
		814.7 (26697)	24.27	23.64	22.52
	1RB-Middle (3)	848.3 (27033)	24.15	23.56	22.46
		831.5 (26865)	24.37	23.64	22.66
		814.7 (26697)	24.30	23.77	22.64
	1RB-Low (0)	848.3 (27033)	24.18	23.46	22.42
		831.5 (26865)	24.23	23.56	22.65
		814.7 (26697)	24.32	23.61	22.56
	3RB-High (3)	848.3 (27033)	24.24	23.30	22.37
		831.5 (26865)	24.36	23.37	22.38
		814.7 (26697)	24.38	23.40	22.55
	3RB-Middle (1)	848.3 (27033)	24.33	23.22	22.34
		831.5 (26865)	24.32	23.40	22.52
		814.7 (26697)	24.45	23.55	22.75
	3RB-Low (0)	848.3 (27033)	24.17	23.25	22.20
		831.5 (26865)	24.29	23.30	22.55
		814.7 (26697)	24.40	23.42	22.56
	6RB (0)	848.3 (27033)	23.27	22.35	21.16
		831.5 (26865)	23.30	22.32	21.23
		814.7 (26697)	23.39	22.36	21.41
3MHz	1RB-High (14)	847.5 (27025)	24.26	23.49	22.53
		831.5 (26865)	24.39	23.78	22.50
		815.5 (26705)	24.07	23.39	22.33
	1RB-Middle (7)	847.5 (27025)	24.25	23.49	22.67
		831.5 (26865)	24.29	23.71	22.22
		815.5 (26705)	23.94	23.63	22.12
	1RB-Low (0)	847.5 (27025)	24.38	23.74	22.47
		831.5 (26865)	24.32	23.77	22.58
		815.5 (26705)	24.10	23.41	22.24
	8RB-High (7)	847.5 (27025)	23.30	22.35	21.37
		831.5 (26865)	23.42	22.44	21.57
		815.5 (26705)	23.07	22.07	21.01
	8RB-Middle (4)	847.5 (27025)	23.34	22.39	21.28
		831.5 (26865)	23.48	22.49	21.53
		815.5 (26705)	23.11	22.18	21.09
	8RB-Low (0)	847.5 (27025)	23.35	22.48	21.35
		831.5 (26865)	23.36	22.42	21.40
		815.5 (26705)	23.09	22.17	21.19
	15RB (0)	847.5 (27025)	23.35	22.40	21.36
		831.5 (26865)	23.38	22.32	21.36
		815.5 (26705)	23.09	22.13	21.14

5MHz	1RB-High (24)	846.5 (27015)	24.23	23.51	22.48
		831.5 (26865)	24.41	23.69	22.51
		816.5 (26715)	24.40	23.76	22.58
	1RB-Middle (12)	846.5 (27015)	24.30	23.87	22.21
		831.5 (26865)	24.32	23.96	22.27
		816.5 (26715)	24.32	23.67	22.60
	1RB-Low (0)	846.5 (27015)	24.29	23.66	22.59
		831.5 (26865)	24.48	23.78	22.61
		816.5 (26715)	24.53	23.84	22.76
	12RB-High (13)	846.5 (27015)	23.35	22.40	21.40
		831.5 (26865)	23.46	22.46	21.45
		816.5 (26715)	23.46	22.56	21.50
	12RB-Middle (6)	846.5 (27015)	23.40	22.41	21.40
		831.5 (26865)	23.46	22.49	21.45
		816.5 (26715)	23.51	22.59	21.49
	12RB-Low (0)	846.5 (27015)	23.43	22.40	21.41
		831.5 (26865)	23.38	22.41	21.42
		816.5 (26715)	23.59	22.58	21.58
	25RB (0)	846.5 (27015)	23.35	22.37	21.37
		831.5 (26865)	23.39	22.31	21.26
		816.5 (26715)	23.57	22.56	21.52
10MHz	1RB-High (49)	844 (26990)	24.30	23.57	22.40
		831.5 (26865)	24.30	23.70	22.60
		820 (26750)	24.35	23.80	22.61
	1RB-Middle (24)	844 (26990)	24.35	23.55	22.53
		831.5 (26865)	24.35	23.68	22.58
		820 (26750)	24.27	23.59	22.58
	1RB-Low (0)	844 (26990)	24.33	23.78	22.55
		831.5 (26865)	24.34	23.76	22.45
		820 (26750)	24.45	23.91	22.51
	25RB-High (25)	844 (26990)	23.38	22.49	21.50
		831.5 (26865)	23.45	22.54	21.47
		820 (26750)	23.41	22.51	21.53
	25RB-Middle (12)	844 (26990)	23.33	22.47	21.41
		831.5 (26865)	23.34	22.47	21.43
		820 (26750)	23.50	22.61	21.45
	25RB-Low (0)	844 (26990)	23.49	22.50	21.41
		831.5 (26865)	23.48	22.54	21.46
		820 (26750)	23.49	22.49	21.52
	50RB (0)	844 (26990)	23.37	22.41	21.42
		831.5 (26865)	23.39	22.44	21.39
		820 (26750)	23.50	22.55	21.49

15MHz	1RB-High (74)	841.5 (26965)	24.05	23.37	22.42
		831.5 (26865)	24.16	23.53	22.36
		822.5 (26775)	24.15	23.48	22.32
	1RB-Middle (37)	841.5 (26965)	24.21	23.59	22.40
		831.5 (26865)	24.20	23.50	22.47
		822.5 (26775)	24.25	23.40	22.38
	1RB-Low (0)	841.5 (26965)	24.18	23.53	22.48
		831.5 (26865)	24.19	23.56	22.51
		822.5 (26775)	24.28	23.71	22.58
	36RB-High (38)	841.5 (26965)	23.30	22.22	21.33
		831.5 (26865)	23.34	22.31	21.42
		822.5 (26775)	23.30	22.31	21.42
	36RB-Middle (19)	841.5 (26965)	23.30	22.27	21.42
		831.5 (26865)	23.24	22.15	21.36
		822.5 (26775)	23.33	22.29	21.37
	36RB-Low (0)	841.5 (26965)	23.23	22.28	21.33
		831.5 (26865)	23.30	22.28	21.41
		822.5 (26775)	23.23	22.29	21.33
	75RB (0)	841.5 (26965)	23.15	22.32	21.19
		831.5 (26865)	23.25	22.30	21.31
		822.5 (26775)	23.33	22.25	21.47

LTE Band26(ANT1 DSI 10)

1.4MHz	1RB-High (5)	848.3 (27033)	23.09	23.48	23.33
		831.5 (26865)	23.28	23.52	23.50
		814.7 (26697)	23.36	23.62	23.54
	1RB-Middle (3)	848.3 (27033)	23.26	23.45	23.53
		831.5 (26865)	23.49	23.64	23.63
		814.7 (26697)	23.49	23.76	23.70
	1RB-Low (0)	848.3 (27033)	23.14	23.47	23.41
		831.5 (26865)	23.24	23.56	23.71
		814.7 (26697)	23.33	23.65	23.63
	3RB-High (3)	848.3 (27033)	23.20	23.19	23.37
		831.5 (26865)	23.28	23.39	23.44
		814.7 (26697)	23.42	23.45	23.49
	3RB-Middle (1)	848.3 (27033)	23.14	23.42	23.33
		831.5 (26865)	23.34	23.42	23.47
		814.7 (26697)	23.36	23.58	23.53
	3RB-Low (0)	848.3 (27033)	23.19	23.35	23.31
		831.5 (26865)	23.21	23.40	23.46
		814.7 (26697)	23.40	23.35	23.50
	6RB (0)	848.3 (27033)	23.23	22.33	22.53
		831.5 (26865)	23.36	22.34	22.31
		814.7 (26697)	23.46	22.56	22.66
3MHz	1RB-High (14)	847.5 (27025)	23.22	23.66	23.54
		831.5 (26865)	23.40	23.63	22.64
		815.5 (26705)	22.71	22.77	22.91
	1RB-Middle (7)	847.5 (27025)	23.26	23.44	23.38
		831.5 (26865)	23.32	23.93	22.51
		815.5 (26705)	22.60	22.47	22.74
	1RB-Low (0)	847.5 (27025)	23.28	23.69	23.60
		831.5 (26865)	23.34	23.59	22.42
		815.5 (26705)	22.66	22.85	22.73
	8RB-High (7)	847.5 (27025)	23.32	22.45	22.37
		831.5 (26865)	23.47	22.43	22.40
		815.5 (26705)	22.79	22.61	22.58
	8RB-Middle (4)	847.5 (27025)	23.33	22.43	22.47
		831.5 (26865)	23.54	22.47	22.36
		815.5 (26705)	22.77	22.64	22.67
	8RB-Low (0)	847.5 (27025)	23.44	22.34	22.42
		831.5 (26865)	23.34	22.38	22.45
		815.5 (26705)	22.72	22.61	22.65
	15RB (0)	847.5 (27025)	23.36	22.44	22.39
		831.5 (26865)	23.24	22.39	22.46
		815.5 (26705)	22.67	22.66	22.75

5MHz	1RB-High (24)	846.5 (27015)	23.32	23.58	23.44	
		831.5 (26865)	23.35	23.81	23.49	
		816.5 (26715)	23.42	23.65	23.57	
	1RB-Middle (12)	846.5 (27015)	23.33	23.75	23.20	
		831.5 (26865)	23.31	23.66	23.50	
		816.5 (26715)	23.34	23.75	23.35	
	1RB-Low (0)	846.5 (27015)	23.42	23.72	23.49	
		831.5 (26865)	23.31	23.87	23.59	
		816.5 (26715)	23.50	23.90	23.68	
	12RB-High (13)	846.5 (27015)	23.33	22.41	22.40	
		831.5 (26865)	23.49	22.51	22.49	
		816.5 (26715)	23.54	22.53	22.49	
	12RB-Middle (6)	846.5 (27015)	23.39	22.47	22.45	
		831.5 (26865)	23.48	22.41	22.39	
		816.5 (26715)	23.57	22.56	22.46	
	12RB-Low (0)	846.5 (27015)	23.40	22.34	22.40	
		831.5 (26865)	23.37	22.45	22.40	
		816.5 (26715)	23.59	22.61	22.60	
	25RB (0)	846.5 (27015)	23.32	22.43	22.33	
		831.5 (26865)	23.35	22.33	22.33	
		816.5 (26715)	23.55	22.52	22.47	
	10MHz	1RB-High (49)	844 (26990)	23.14	23.62	23.29
			831.5 (26865)	23.42	23.80	23.46
			820 (26750)	23.39	23.69	23.60
1RB-Middle (24)		844 (26990)	23.29	23.70	23.63	
		831.5 (26865)	23.38	23.65	23.62	
		820 (26750)	23.41	23.73	23.64	
1RB-Low (0)		844 (26990)	23.32	23.64	23.61	
		831.5 (26865)	23.38	23.88	23.53	
		820 (26750)	23.52	23.84	23.67	
25RB-High (25)		844 (26990)	23.36	22.46	22.47	
		831.5 (26865)	23.43	22.51	22.54	
		820 (26750)	23.45	22.58	22.42	
25RB-Middle (12)		844 (26990)	23.40	22.49	22.46	
		831.5 (26865)	23.43	22.44	22.44	
		820 (26750)	23.55	22.63	22.58	
25RB-Low (0)		844 (26990)	23.47	22.43	22.47	
		831.5 (26865)	23.49	22.57	22.52	
		820 (26750)	23.50	22.55	22.54	
50RB (0)		844 (26990)	23.39	22.47	22.42	
		831.5 (26865)	23.36	22.48	22.46	
		820 (26750)	23.54	22.50	22.53	

15MHz	1RB-High (74)	841.5 (26965)	23.05	23.57	22.26
		831.5 (26865)	23.11	23.55	22.40
		822.5 (26775)	23.15	23.59	22.38
	1RB-Middle (37)	841.5 (26965)	23.15	23.46	22.39
		831.5 (26865)	23.24	23.63	22.40
		822.5 (26775)	23.28	23.43	22.36
	1RB-Low (0)	841.5 (26965)	23.25	23.64	22.40
		831.5 (26865)	23.25	23.58	22.45
		822.5 (26775)	23.35	23.70	23.38
	36RB-High (38)	841.5 (26965)	23.24	22.32	22.38
		831.5 (26865)	23.38	22.30	22.38
		822.5 (26775)	23.39	22.39	22.39
	36RB-Middle (19)	841.5 (26965)	23.34	22.31	22.36
		831.5 (26865)	23.29	22.21	22.34
		822.5 (26775)	23.33	22.36	22.37
	36RB-Low (0)	841.5 (26965)	23.30	22.33	22.32
		831.5 (26865)	23.33	22.35	22.40
		822.5 (26775)	23.26	22.41	22.31
	75RB (0)	841.5 (26965)	23.21	22.23	22.35
		831.5 (26865)	23.32	22.29	22.32
		822.5 (26775)	23.42	22.38	22.43

LTE Band38(ANT1 DSI 0)

5MHz	1RB-High (24)	2617.5 (38225)	23.92	22.86	21.73	
		2595 (38000)	23.79	22.93	21.79	
		2572.5 (37775)	23.86	22.98	20.57	
	1RB-Middle (12)	2617.5 (38225)	23.99	22.97	21.75	
		2595 (38000)	23.85	22.99	21.67	
		2572.5 (37775)	23.82	22.94	20.60	
	1RB-Low (0)	2617.5 (38225)	23.92	22.85	21.80	
		2595 (38000)	23.81	22.96	21.18	
		2572.5 (37775)	23.38	22.97	20.58	
	12RB-High (13)	2617.5 (38225)	22.92	21.87	20.88	
		2595 (38000)	22.88	21.79	20.77	
		2572.5 (37775)	22.85	21.85	19.89	
	12RB-Middle (6)	2617.5 (38225)	22.96	21.94	20.89	
		2595 (38000)	22.88	21.87	20.89	
		2572.5 (37775)	22.86	21.82	19.96	
	12RB-Low (0)	2617.5 (38225)	22.96	21.85	20.94	
		2595 (38000)	22.83	21.81	20.84	
		2572.5 (37775)	22.89	21.80	19.88	
	25RB (0)	2617.5 (38225)	22.93	21.95	20.91	
		2595 (38000)	22.86	21.83	20.80	
		2572.5 (37775)	22.85	21.88	19.99	
	10MHz	1RB-High (49)	2615 (38200)	23.88	23.00	21.72
			2595 (38000)	23.79	22.93	21.62
			2575 (37800)	23.72	22.86	21.62
1RB-Middle (24)		2615 (38200)	23.84	22.96	21.69	
		2595 (38000)	23.83	22.91	21.66	
		2575 (37800)	23.83	22.92	21.68	
1RB-Low (0)		2615 (38200)	23.85	22.91	21.74	
		2595 (38000)	23.86	22.55	21.72	
		2575 (37800)	23.87	22.93	21.75	
25RB-High (25)		2615 (38200)	22.94	21.90	20.86	
		2595 (38000)	22.84	21.87	20.78	
		2575 (37800)	22.83	21.87	20.83	
25RB-Middle (12)		2615 (38200)	22.88	21.90	20.87	
		2595 (38000)	22.89	21.84	20.85	
		2575 (37800)	22.89	21.97	20.84	
25RB-Low (0)		2615 (38200)	22.86	21.89	20.82	
		2595 (38000)	22.85	21.95	20.83	
		2575 (37800)	22.89	21.92	20.87	
50RB (0)		2615 (38200)	22.87	21.92	20.84	
		2595 (38000)	22.87	21.92	20.86	
		2575 (37800)	22.86	21.88	20.88	

15MHz	1RB-High (74)	2612.5 (38175)	23.76	22.94	21.56	
		2595 (38000)	23.72	22.85	21.58	
		2577.5 (37825)	23.70	22.84	21.55	
	1RB-Middle (37)	2612.5 (38175)	23.72	22.91	21.62	
		2595 (38000)	23.68	22.81	21.60	
		2577.5 (37825)	23.67	22.86	21.62	
	1RB-Low (0)	2612.5 (38175)	23.76	22.89	21.61	
		2595 (38000)	23.73	22.85	21.57	
		2577.5 (37825)	23.75	22.95	21.64	
	36RB-High (38)	2612.5 (38175)	22.78	21.77	20.77	
		2595 (38000)	22.72	21.72	20.27	
		2577.5 (37825)	22.75	21.73	20.71	
	36RB-Middle (19)	2612.5 (38175)	22.82	21.82	20.87	
		2595 (38000)	22.77	21.79	20.79	
		2577.5 (37825)	22.78	21.80	20.81	
	36RB-Low (0)	2612.5 (38175)	22.71	21.70	20.68	
		2595 (38000)	22.66	21.65	20.70	
		2577.5 (37825)	22.76	21.72	20.81	
	75RB (0)	2612.5 (38175)	22.80	21.83	20.77	
		2595 (38000)	22.72	21.78	20.27	
		2577.5 (37825)	22.76	21.79	20.79	
	20MHz	1RB-High (99)	2610 (38150)	23.70	22.88	21.61
			2595 (38000)	23.69	22.85	21.58
			2580 (37850)	23.69	22.81	21.56
1RB-Middle (50)		2610 (38150)	23.68	22.89	21.57	
		2595 (38000)	23.83	22.83	21.56	
		2580 (37850)	23.75	22.84	21.61	
1RB-Low (0)		2610 (38150)	23.72	22.87	21.59	
		2595 (38000)	23.74	22.85	21.55	
		2580 (37850)	23.80	22.95	21.66	
50RB-High (50)		2610 (38150)	22.74	21.80	20.78	
		2595 (38000)	22.74	21.30	20.73	
		2580 (37850)	22.75	21.78	20.72	
50RB-Middle (25)		2610 (38150)	22.76	21.76	20.71	
		2595 (38000)	22.88	21.82	20.75	
		2580 (37850)	22.83	21.84	20.77	
50RB-Low (0)		2610 (38150)	22.69	21.78	20.68	
		2595 (38000)	22.71	21.77	20.70	
		2580 (37850)	22.82	21.87	20.79	
100RB (0)		2610 (38150)	22.73	21.76	20.77	
		2595 (38000)	22.73	21.81	20.85	
		2580 (37850)	22.80	21.78	20.85	

LTE Band38(ANT1 DSI 5)

5MHz	1RB-High (24)	2617.5 (38225)	18.63	18.77	18.45	
		2595 (38000)	18.55	18.69	18.38	
		2572.5 (37775)	18.58	18.76	18.43	
	1RB-Middle (12)	2617.5 (38225)	18.83	18.73	18.46	
		2595 (38000)	18.63	18.64	18.36	
		2572.5 (37775)	18.53	18.68	18.39	
	1RB-Low (0)	2617.5 (38225)	18.68	18.73	18.53	
		2595 (38000)	18.64	18.70	18.54	
		2572.5 (37775)	18.64	18.73	18.51	
	12RB-High (13)	2617.5 (38225)	18.66	18.61	18.67	
		2595 (38000)	18.61	18.54	18.55	
		2572.5 (37775)	18.65	18.62	18.61	
	12RB-Middle (6)	2617.5 (38225)	18.69	18.68	18.78	
		2595 (38000)	18.59	18.58	18.69	
		2572.5 (37775)	18.65	18.69	18.72	
	12RB-Low (0)	2617.5 (38225)	18.69	18.63	18.72	
		2595 (38000)	18.59	18.56	18.65	
		2572.5 (37775)	18.68	18.59	18.71	
	25RB (0)	2617.5 (38225)	18.68	18.68	18.63	
		2595 (38000)	18.59	18.62	18.54	
		2572.5 (37775)	18.64	18.68	18.64	
	10MHz	1RB-High (49)	2615 (38200)	18.61	18.73	18.54
			2595 (38000)	18.51	18.69	18.46
			2575 (37800)	18.51	18.66	18.49
1RB-Middle (24)		2615 (38200)	18.65	18.71	18.44	
		2595 (38000)	18.54	18.64	18.45	
		2575 (37800)	18.63	18.69	18.47	
1RB-Low (0)		2615 (38200)	18.63	18.78	18.51	
		2595 (38000)	18.58	18.76	18.55	
		2575 (37800)	18.66	18.80	18.54	
25RB-High (25)		2615 (38200)	18.71	18.67	18.63	
		2595 (38000)	18.58	18.59	18.57	
		2575 (37800)	18.64	18.65	18.63	
25RB-Middle (12)		2615 (38200)	18.69	18.73	18.70	
		2595 (38000)	18.63	18.67	18.62	
		2575 (37800)	18.69	18.71	18.66	
25RB-Low (0)		2615 (38200)	18.62	18.63	18.54	
		2595 (38000)	18.63	18.64	18.59	
		2575 (37800)	18.72	18.70	18.67	
50RB (0)		2615 (38200)	18.63	18.69	18.61	
		2595 (38000)	18.61	18.67	18.62	
		2575 (37800)	18.71	18.75	18.69	

15MHz	1RB-High (74)	2612.5 (38175)	18.60	18.71	18.35	
		2595 (38000)	18.45	18.64	18.31	
		2577.5 (37825)	18.44	18.67	18.26	
	1RB-Middle (37)	2612.5 (38175)	18.58	18.70	18.35	
		2595 (38000)	18.43	18.62	18.27	
		2577.5 (37825)	18.45	18.66	18.26	
	1RB-Low (0)	2612.5 (38175)	18.47	18.74	18.38	
		2595 (38000)	18.47	18.66	18.34	
		2577.5 (37825)	18.56	18.81	18.47	
	36RB-High (38)	2612.5 (38175)	18.58	18.55	18.58	
		2595 (38000)	18.50	18.52	18.48	
		2577.5 (37825)	18.52	18.50	18.51	
	36RB-Middle (19)	2612.5 (38175)	18.56	18.59	18.52	
		2595 (38000)	18.56	18.60	18.54	
		2577.5 (37825)	18.58	18.55	18.57	
	36RB-Low (0)	2612.5 (38175)	18.53	18.49	18.53	
		2595 (38000)	18.45	18.45	18.46	
		2577.5 (37825)	18.57	18.60	18.59	
	75RB (0)	2612.5 (38175)	18.51	18.52	18.55	
		2595 (38000)	18.53	18.55	18.51	
		2577.5 (37825)	18.56	18.60	18.56	
	20MHz	1RB-High (99)	2610 (38150)	18.62	18.79	18.43
			2595 (38000)	18.50	18.71	18.35
			2580 (37850)	18.50	18.67	18.34
1RB-Middle (50)		2610 (38150)	18.60	18.77	18.34	
		2595 (38000)	18.54	18.71	18.33	
		2580 (37850)	18.53	18.69	18.32	
1RB-Low (0)		2610 (38150)	18.60	18.75	18.41	
		2595 (38000)	18.58	18.73	18.38	
		2580 (37850)	18.61	18.88	18.54	
50RB-High (50)		2610 (38150)	18.66	18.65	18.60	
		2595 (38000)	18.59	18.61	18.52	
		2580 (37850)	18.59	18.63	18.57	
50RB-Middle (25)		2610 (38150)	18.69	18.71	18.64	
		2595 (38000)	18.62	18.65	18.55	
		2580 (37850)	18.68	18.68	18.60	
50RB-Low (0)		2610 (38150)	18.57	18.59	18.56	
		2595 (38000)	18.53	18.60	18.51	
		2580 (37850)	18.66	18.68	18.64	
100RB (0)		2610 (38150)	18.69	18.70	18.69	
		2595 (38000)	18.58	18.60	18.64	
		2580 (37850)	18.66	18.67	18.66	

LTE Band38(ANT1 DSI 9)

5MHz	1RB-High (24)	2617.5 (38225)	22.71	22.90	21.44	
		2595 (38000)	22.63	22.70	21.19	
		2572.5 (37775)	22.68	22.78	21.27	
	1RB-Middle (12)	2617.5 (38225)	22.90	22.82	21.46	
		2595 (38000)	22.52	22.70	21.29	
		2572.5 (37775)	22.59	22.76	21.40	
	1RB-Low (0)	2617.5 (38225)	22.65	22.86	21.44	
		2595 (38000)	22.68	22.78	21.22	
		2572.5 (37775)	22.74	22.85	21.29	
	12RB-High (13)	2617.5 (38225)	22.71	22.71	20.70	
		2595 (38000)	22.61	22.60	20.65	
		2572.5 (37775)	22.74	22.59	20.82	
	12RB-Middle (6)	2617.5 (38225)	22.74	22.70	20.78	
		2595 (38000)	22.63	22.53	20.74	
		2572.5 (37775)	22.71	22.75	20.85	
	12RB-Low (0)	2617.5 (38225)	22.72	22.65	20.76	
		2595 (38000)	22.64	22.63	20.70	
		2572.5 (37775)	22.71	22.64	20.78	
	25RB (0)	2617.5 (38225)	22.76	22.75	20.65	
		2595 (38000)	22.63	22.59	20.71	
		2572.5 (37775)	22.70	22.68	20.82	
	10MHz	1RB-High (49)	2615 (38200)	22.63	22.83	21.42
			2595 (38000)	22.55	22.75	21.31
			2575 (37800)	22.53	22.71	21.46
1RB-Middle (24)		2615 (38200)	22.59	22.75	21.41	
		2595 (38000)	22.50	22.65	21.31	
		2575 (37800)	22.52	22.74	21.41	
1RB-Low (0)		2615 (38200)	22.67	22.87	21.41	
		2595 (38000)	22.64	22.83	21.44	
		2575 (37800)	22.71	22.83	21.52	
25RB-High (25)		2615 (38200)	22.72	22.68	20.68	
		2595 (38000)	22.57	22.61	20.52	
		2575 (37800)	22.71	22.74	20.60	
25RB-Middle (12)		2615 (38200)	22.74	22.75	20.74	
		2595 (38000)	22.65	22.78	20.56	
		2575 (37800)	22.71	22.75	20.75	
25RB-Low (0)		2615 (38200)	22.60	22.64	20.59	
		2595 (38000)	22.65	22.72	20.67	
		2575 (37800)	22.75	22.76	20.71	
50RB (0)		2615 (38200)	22.68	22.68	20.56	
		2595 (38000)	22.67	22.76	20.65	
		2575 (37800)	22.71	22.79	20.65	

15MHz	1RB-High (74)	2612.5 (38175)	22.44	22.71	21.20	
		2595 (38000)	22.42	22.60	21.14	
		2577.5 (37825)	22.45	22.64	21.12	
	1RB-Middle (37)	2612.5 (38175)	22.42	22.60	21.19	
		2595 (38000)	22.33	22.57	21.16	
		2577.5 (37825)	22.42	22.68	21.18	
	1RB-Low (0)	2612.5 (38175)	22.48	22.67	21.23	
		2595 (38000)	22.40	22.60	21.19	
		2577.5 (37825)	22.57	22.80	21.37	
	36RB-High (38)	2612.5 (38175)	22.50	22.52	20.48	
		2595 (38000)	22.38	22.42	20.42	
		2577.5 (37825)	22.45	22.46	20.44	
	36RB-Middle (19)	2612.5 (38175)	22.44	22.48	20.53	
		2595 (38000)	22.48	22.46	20.55	
		2577.5 (37825)	22.56	22.59	20.57	
	36RB-Low (0)	2612.5 (38175)	22.40	22.38	20.46	
		2595 (38000)	22.37	22.31	20.37	
		2577.5 (37825)	22.57	22.55	20.53	
	75RB (0)	2612.5 (38175)	22.37	22.45	20.45	
		2595 (38000)	22.48	22.49	20.46	
		2577.5 (37825)	22.52	22.61	20.55	
	20MHz	1RB-High (99)	2610 (38150)	22.45	22.59	21.56
			2595 (38000)	22.44	22.62	21.51
			2580 (37850)	22.44	22.60	21.53
		1RB-Middle (50)	2610 (38150)	22.48	22.63	21.57
			2595 (38000)	22.55	22.57	21.52
			2580 (37850)	22.52	22.63	21.54
1RB-Low (0)		2610 (38150)	22.48	22.63	21.54	
		2595 (38000)	22.48	22.59	21.53	
		2580 (37850)	22.52	22.75	21.73	
50RB-High (50)		2610 (38150)	22.51	21.95	20.97	
		2595 (38000)	22.48	21.89	20.90	
		2580 (37850)	22.49	21.92	20.95	
50RB-Middle (25)		2610 (38150)	22.53	22.03	20.98	
		2595 (38000)	22.59	21.95	20.94	
		2580 (37850)	22.57	22.02	21.03	
50RB-Low (0)		2610 (38150)	22.42	21.89	20.91	
		2595 (38000)	22.47	21.83	20.85	
		2580 (37850)	22.57	22.01	20.97	
100RB (0)		2610 (38150)	22.52	21.94	20.95	
		2595 (38000)	22.53	21.92	20.87	
		2580 (37850)	22.57	21.96	20.95	

LTE Band38(ANT1 DSI 10)

5MHz	1RB-High (24)	2617.5 (38225)	16.64	16.78	16.44	
		2595 (38000)	16.58	16.63	16.26	
		2572.5 (37775)	16.62	16.69	16.32	
	1RB-Middle (12)	2617.5 (38225)	16.78	16.72	16.46	
		2595 (38000)	16.50	16.63	16.33	
		2572.5 (37775)	16.55	16.68	16.41	
	1RB-Low (0)	2617.5 (38225)	16.60	16.75	16.44	
		2595 (38000)	16.62	16.69	16.28	
		2572.5 (37775)	16.66	16.74	16.33	
	12RB-High (13)	2617.5 (38225)	16.64	16.64	16.63	
		2595 (38000)	16.57	16.56	16.60	
		2572.5 (37775)	16.66	16.55	16.72	
	12RB-Middle (6)	2617.5 (38225)	16.66	16.63	16.69	
		2595 (38000)	16.58	16.51	16.66	
		2572.5 (37775)	16.64	16.67	16.74	
	12RB-Low (0)	2617.5 (38225)	16.65	16.60	16.68	
		2595 (38000)	16.59	16.58	16.63	
		2572.5 (37775)	16.64	16.59	16.69	
	25RB (0)	2617.5 (38225)	16.68	16.67	16.60	
		2595 (38000)	16.58	16.55	16.64	
		2572.5 (37775)	16.63	16.62	16.72	
	10MHz	1RB-High (49)	2615 (38200)	16.58	16.73	16.43
			2595 (38000)	16.52	16.67	16.35
			2575 (37800)	16.51	16.64	16.46
1RB-Middle (24)		2615 (38200)	16.55	16.67	16.42	
		2595 (38000)	16.49	16.60	16.35	
		2575 (37800)	16.50	16.66	16.42	
1RB-Low (0)		2615 (38200)	16.61	16.76	16.42	
		2595 (38000)	16.59	16.73	16.44	
		2575 (37800)	16.64	16.73	16.50	
25RB-High (25)		2615 (38200)	16.65	16.62	16.62	
		2595 (38000)	16.54	16.57	16.50	
		2575 (37800)	16.64	16.66	16.56	
25RB-Middle (12)		2615 (38200)	16.66	16.67	16.66	
		2595 (38000)	16.60	16.69	16.53	
		2575 (37800)	16.64	16.67	16.67	
25RB-Low (0)		2615 (38200)	16.56	16.59	16.55	
		2595 (38000)	16.60	16.65	16.61	
		2575 (37800)	16.67	16.68	16.64	
50RB (0)		2615 (38200)	16.62	16.62	16.53	
		2595 (38000)	16.61	16.68	16.60	
		2575 (37800)	16.64	16.70	16.60	

15MHz	1RB-High (74)	2612.5 (38175)	16.44	16.64	16.27
		2595 (38000)	16.43	16.56	16.22
		2577.5 (37825)	16.45	16.59	16.21
	1RB-Middle (37)	2612.5 (38175)	16.43	16.56	16.26
		2595 (38000)	16.36	16.54	16.24
		2577.5 (37825)	16.43	16.62	16.25
	1RB-Low (0)	2612.5 (38175)	16.47	16.61	16.29
		2595 (38000)	16.41	16.56	16.26
		2577.5 (37825)	16.54	16.71	16.39
	36RB-High (38)	2612.5 (38175)	16.49	16.50	16.47
		2595 (38000)	16.40	16.43	16.43
		2577.5 (37825)	16.45	16.46	16.44
	36RB-Middle (19)	2612.5 (38175)	16.44	16.47	16.51
		2595 (38000)	16.47	16.46	16.52
		2577.5 (37825)	16.53	16.55	16.54
	36RB-Low (0)	2612.5 (38175)	16.41	16.40	16.46
		2595 (38000)	16.39	16.35	16.39
		2577.5 (37825)	16.54	16.52	16.51
	75RB (0)	2612.5 (38175)	16.39	16.45	16.45
		2595 (38000)	16.47	16.48	16.46
		2577.5 (37825)	16.50	16.57	16.52
20MHz	1RB-High (99)	2610 (38150)	16.45	16.60	16.26
		2595 (38000)	16.34	16.55	16.24
		2580 (37850)	16.42	16.53	16.21
	1RB-Middle (50)	2610 (38150)	16.43	16.55	16.29
		2595 (38000)	16.36	16.53	16.16
		2580 (37850)	16.43	16.57	16.28
	1RB-Low (0)	2610 (38150)	16.48	16.59	16.29
		2595 (38000)	16.41	16.57	16.27
		2580 (37850)	16.53	16.71	16.45
	50RB-High (50)	2610 (38150)	16.52	16.54	16.51
		2595 (38000)	16.44	16.46	16.43
		2580 (37850)	16.45	16.47	16.46
	50RB-Middle (25)	2610 (38150)	16.51	16.55	16.50
		2595 (38000)	16.51	16.53	16.49
		2580 (37850)	16.52	16.56	16.49
	50RB-Low (0)	2610 (38150)	16.44	16.48	16.43
		2595 (38000)	16.40	16.42	16.35
		2580 (37850)	16.53	16.57	16.51
	100RB (0)	2610 (38150)	16.47	16.56	16.55
		2595 (38000)	16.45	16.53	16.53
		2580 (37850)	16.49	16.54	16.57

LTE Band38(ANT1 DSI 19)

5MHz	1RB-High (24)	2617.5 (38225)	20.72	20.89	20.47	
		2595 (38000)	20.64	20.70	20.24	
		2572.5 (37775)	20.69	20.78	20.32	
	1RB-Middle (12)	2617.5 (38225)	20.89	20.82	20.49	
		2595 (38000)	20.54	20.70	20.33	
		2572.5 (37775)	20.60	20.77	20.43	
	1RB-Low (0)	2617.5 (38225)	20.67	20.85	20.47	
		2595 (38000)	20.69	20.78	20.27	
		2572.5 (37775)	20.74	20.84	20.33	
	12RB-High (13)	2617.5 (38225)	20.72	20.72	20.70	
		2595 (38000)	20.63	20.62	20.67	
		2572.5 (37775)	20.74	20.60	20.82	
	12RB-Middle (6)	2617.5 (38225)	20.74	20.70	20.78	
		2595 (38000)	20.64	20.55	20.74	
		2572.5 (37775)	20.72	20.75	20.84	
	12RB-Low (0)	2617.5 (38225)	20.73	20.67	20.77	
		2595 (38000)	20.65	20.64	20.70	
		2572.5 (37775)	20.72	20.65	20.78	
	25RB (0)	2617.5 (38225)	20.77	20.75	20.67	
		2595 (38000)	20.64	20.60	20.72	
		2572.5 (37775)	20.70	20.69	20.82	
	10MHz	1RB-High (49)	2615 (38200)	20.64	20.83	20.46
			2595 (38000)	20.57	20.75	20.36
			2575 (37800)	20.55	20.72	20.49
1RB-Middle (24)		2615 (38200)	20.60	20.75	20.44	
		2595 (38000)	20.53	20.67	20.36	
		2575 (37800)	20.54	20.74	20.44	
1RB-Low (0)		2615 (38200)	20.68	20.87	20.44	
		2595 (38000)	20.65	20.83	20.47	
		2575 (37800)	20.72	20.83	20.54	
25RB-High (25)		2615 (38200)	20.73	20.69	20.69	
		2595 (38000)	20.59	20.63	20.54	
		2575 (37800)	20.72	20.74	20.62	
25RB-Middle (12)		2615 (38200)	20.74	20.75	20.74	
		2595 (38000)	20.67	20.78	20.58	
		2575 (37800)	20.72	20.75	20.75	
25RB-Low (0)		2615 (38200)	20.62	20.65	20.60	
		2595 (38000)	20.67	20.73	20.68	
		2575 (37800)	20.75	20.77	20.72	
50RB (0)		2615 (38200)	20.69	20.69	20.58	
		2595 (38000)	20.68	20.77	20.67	
		2575 (37800)	20.72	20.79	20.67	

15MHz	1RB-High (74)	2612.5 (38175)	20.47	20.72	20.26
		2595 (38000)	20.46	20.62	20.19
		2577.5 (37825)	20.48	20.65	20.18
	1RB-Middle (37)	2612.5 (38175)	20.46	20.62	20.24
		2595 (38000)	20.37	20.59	20.22
		2577.5 (37825)	20.46	20.69	20.23
	1RB-Low (0)	2612.5 (38175)	20.50	20.68	20.28
		2595 (38000)	20.43	20.62	20.24
		2577.5 (37825)	20.59	20.80	20.41
	36RB-High (38)	2612.5 (38175)	20.53	20.54	20.50
		2595 (38000)	20.42	20.46	20.46
		2577.5 (37825)	20.48	20.49	20.47
	36RB-Middle (19)	2612.5 (38175)	20.47	20.50	20.55
		2595 (38000)	20.50	20.49	20.57
		2577.5 (37825)	20.58	20.60	20.59
	36RB-Low (0)	2612.5 (38175)	20.43	20.42	20.49
		2595 (38000)	20.41	20.36	20.41
		2577.5 (37825)	20.59	20.57	20.55
	75RB (0)	2612.5 (38175)	20.41	20.48	20.48
		2595 (38000)	20.50	20.52	20.49
		2577.5 (37825)	20.54	20.63	20.57
20MHz	1RB-High (99)	2610 (38150)	20.48	20.67	20.25
		2595 (38000)	20.42	20.59	20.15
		2580 (37850)	20.43	20.59	20.15
	1RB-Middle (50)	2610 (38150)	20.50	20.60	20.22
		2595 (38000)	20.56	20.59	20.13
		2580 (37850)	20.52	20.65	20.19
	1RB-Low (0)	2610 (38150)	20.46	20.63	20.15
		2595 (38000)	20.48	20.61	20.17
		2580 (37850)	20.47	20.75	20.30
	50RB-High (50)	2610 (38150)	20.53	20.58	20.58
		2595 (38000)	20.49	20.55	20.50
		2580 (37850)	20.50	20.58	20.54
	50RB-Middle (25)	2610 (38150)	20.57	20.64	20.62
		2595 (38000)	20.50	20.60	20.58
		2580 (37850)	20.60	20.62	20.61
	50RB-Low (0)	2610 (38150)	20.46	20.56	20.51
		2595 (38000)	20.45	20.51	20.48
		2580 (37850)	20.59	20.66	20.60
	100RB (0)	2610 (38150)	20.53	20.63	20.59
		2595 (38000)	20.54	20.58	20.55
		2580 (37850)	20.57	20.60	20.58

LTE Band41(ANT1 DSI 0)

5MHz	1RB-High (24)	2687.5 (41565)	26.64	25.95	24.92	
		2640.3(41093)	26.76	25.94	24.96	
		2593 (40620)	26.61	25.89	24.86	
		2545.8(40148)	26.75	25.84	24.97	
	1RB-Middle (12)	2498.5 (39675)	26.18	25.56	24.33	
		2687.5 (41565)	26.57	25.78	24.77	
		2640.3(41093)	26.87	25.91	24.90	
		2593 (40620)	26.70	25.77	24.69	
	1RB-Low (0)	2545.8(40148)	26.87	25.84	24.78	
		2498.5 (39675)	26.13	25.60	24.25	
		2687.5 (41565)	26.62	25.90	24.87	
		2640.3(41093)	26.72	25.86	24.96	
	12RB-High (13)	2593 (40620)	26.53	25.75	24.80	
		2545.8(40148)	26.72	25.86	24.90	
		2498.5 (39675)	26.18	25.50	24.38	
		2687.5 (41565)	25.68	24.67	23.76	
	12RB-Middle (6)	2640.3(41093)	25.85	24.82	23.84	
		2593 (40620)	25.69	24.73	23.71	
		2545.8(40148)	25.82	24.91	23.83	
		2498.5 (39675)	25.27	24.24	23.30	
	12RB-Low (0)	2687.5 (41565)	25.74	24.74	23.79	
		2640.3(41093)	25.88	24.89	23.88	
		2593 (40620)	25.67	24.68	23.74	
		2545.8(40148)	25.89	24.88	23.89	
	25RB (0)	2498.5 (39675)	25.30	24.42	23.29	
		2687.5 (41565)	25.73	24.80	23.75	
		2640.3(41093)	25.86	24.86	23.92	
		2593 (40620)	25.69	24.76	23.69	
		2545.8(40148)	25.82	24.85	23.90	
		2498.5 (39675)	25.26	24.34	23.28	
		2687.5 (41565)	25.67	24.76	23.66	
		2640.3(41093)	25.83	24.88	23.81	
		2593 (40620)	25.69	24.70	23.64	
		2545.8(40148)	25.85	24.90	23.81	
		2498.5 (39675)	25.25	24.32	23.24	
	10MHz	1RB-High (49)	2685 (41540)	26.56	25.84	24.82
			2639(41080)	26.66	25.93	24.88
			2593 (40620)	26.56	25.81	24.79
			2547(40160)	26.73	25.97	24.92
		1RB-Middle (24)	2501 (39700)	26.19	25.52	24.46
			2685 (41540)	26.57	25.89	24.81
			2639(41080)	26.81	25.98	24.91
			2593 (40620)	26.54	25.84	24.78
1RB-Low (0)		2547(40160)	26.80	25.99	24.93	
		2501 (39700)	26.15	25.42	24.40	
		2685 (41540)	26.70	25.94	24.93	
		2639(41080)	26.86	25.91	24.99	
25RB-High (25)		2593 (40620)	26.59	25.98	24.83	
		2547(40160)	26.86	25.86	24.85	
		2501 (39700)	26.19	25.55	24.43	
		2685 (41540)	25.72	24.77	23.73	
25RB-Middle (12)		2639(41080)	25.87	24.87	23.88	
		2593 (40620)	25.70	24.70	23.68	
		2547(40160)	25.84	24.87	23.83	
		2501 (39700)	25.31	24.32	23.30	
25RB-Low (0)		2685 (41540)	25.65	24.72	23.66	
		2639(41080)	25.82	24.83	23.74	
		2593 (40620)	25.68	24.75	23.71	
		2547(40160)	25.85	24.86	23.86	
50RB (0)		2501 (39700)	25.31	24.33	23.30	
		2685 (41540)	25.65	24.70	23.65	
		2639(41080)	25.76	24.84	23.77	
		2593 (40620)	25.59	24.62	23.60	
		2547(40160)	25.86	24.86	23.84	
		2501 (39700)	25.26	24.28	23.26	
		2685 (41540)	25.65	24.72	23.66	
		2639(41080)	25.77	24.87	23.74	
		2593 (40620)	25.67	24.77	23.67	
		2547(40160)	25.87	24.92	23.81	
		2501 (39700)	25.27	24.40	23.26	

15MHz	1RB-High (74)	2682.5 (41515)	26.40	25.77	24.68	
		2637.8(41068)	26.55	25.86	24.67	
		2593 (40620)	26.38	25.76	24.61	
		2548.3(40173)	26.52	25.84	24.71	
		2503.5 (39725)	26.05	25.42	24.21	
	1RB-Middle (37)	2682.5 (41515)	26.37	25.77	24.61	
		2637.8(41068)	26.56	25.87	24.69	
		2593 (40620)	26.35	25.70	24.58	
		2548.3(40173)	26.51	25.85	24.69	
		2503.5 (39725)	25.99	25.25	24.14	
	1RB-Low (0)	2682.5 (41515)	26.51	25.88	24.73	
		2637.8(41068)	26.68	25.99	24.88	
		2593 (40620)	26.45	25.83	24.72	
		2548.3(40173)	26.65	25.94	24.81	
		2503.5 (39725)	25.90	25.29	24.10	
	36RB-High (38)	2682.5 (41515)	25.55	24.58	23.60	
		2637.8(41068)	25.69	24.68	23.69	
		2593 (40620)	25.54	24.54	23.56	
		2548.3(40173)	25.67	24.67	23.68	
		2503.5 (39725)	25.19	24.19	23.20	
	36RB-Middle (19)	2682.5 (41515)	25.53	24.52	23.50	
		2637.8(41068)	25.73	24.74	23.75	
		2593 (40620)	25.57	24.56	23.56	
		2548.3(40173)	25.72	24.71	23.70	
		2503.5 (39725)	25.18	24.16	23.19	
	36RB-Low (0)	2682.5 (41515)	25.54	24.55	23.59	
		2637.8(41068)	25.66	24.66	23.68	
		2593 (40620)	25.52	24.48	23.51	
		2548.3(40173)	25.78	24.71	23.81	
		2503.5 (39725)	25.08	24.06	23.10	
	75RB (0)	2682.5 (41515)	25.55	24.60	23.60	
		2637.8(41068)	25.73	24.77	23.78	
		2593 (40620)	25.55	24.64	23.62	
		2548.3(40173)	25.74	24.78	23.77	
		2503.5 (39725)	25.21	24.26	23.24	
	20MHz	1RB-High (99)	2680 (41490)	26.53	25.90	24.81
			2636.5(41055)	26.61	25.94	24.79
			2593 (40620)	26.46	25.82	24.73
			2549.5(40185)	26.56	25.92	24.80
			2506 (39750)	26.28	25.58	24.43
1RB-Middle (50)		2680 (41490)	26.51	25.80	24.75	
		2636.5(41055)	26.64	25.93	24.80	
		2593 (40620)	26.44	25.77	24.71	
		2549.5(40185)	26.61	25.93	24.84	
		2506 (39750)	26.19	25.46	24.37	
1RB-Low (0)		2680 (41490)	26.63	26.00	24.91	
		2636.5(41055)	26.80	25.91	24.98	
		2593 (40620)	26.51	25.93	24.92	
		2549.5(40185)	26.72	26.00	24.90	
		2506 (39750)	26.12	25.46	24.33	
50RB-High (50)		2680 (41490)	25.66	24.74	23.74	
		2636.5(41055)	25.76	24.84	23.79	
		2593 (40620)	25.62	24.69	23.68	
		2549.5(40185)	25.80	24.80	23.80	
		2506 (39750)	25.41	24.45	23.45	
50RB-Middle (25)		2680 (41490)	25.66	24.69	23.65	
		2636.5(41055)	25.75	24.80	23.77	
		2593 (40620)	25.64	24.70	23.70	
		2549.5(40185)	25.83	24.88	23.88	
		2506 (39750)	25.38	24.47	23.44	
50RB-Low (0)		2680 (41490)	25.62	24.72	23.69	
		2636.5(41055)	25.79	24.85	23.84	
		2593 (40620)	25.65	24.65	23.66	
		2549.5(40185)	25.86	24.93	23.88	
		2506 (39750)	25.26	24.30	23.30	
100RB (0)		2680 (41490)	25.67	24.70	23.77	
		2636.5(41055)	25.79	24.80	23.85	
		2593 (40620)	25.68	24.73	23.79	
		2549.5(40185)	25.87	24.86	23.92	
		2506 (39750)	25.42	24.42	23.49	

LTE Band41(ANT1 DSI 5)

5MHz	1RB-High (24)	2687.5 (41565)	16.79	17.11	16.92
		2640.3(41093)	16.88	17.19	16.96
		2593 (40620)	16.80	17.00	16.91
		2545.8(40148)	16.89	17.19	17.02
		2498.5 (39675)	16.73	17.04	16.83
	1RB-Middle (12)	2687.5 (41565)	16.86	17.07	16.86
		2640.3(41093)	16.82	17.14	16.88
		2593 (40620)	16.81	17.10	16.77
		2545.8(40148)	16.95	17.10	16.94
		2498.5 (39675)	16.80	16.97	16.78
	1RB-Low (0)	2687.5 (41565)	16.77	17.04	16.84
		2640.3(41093)	16.83	17.14	16.95
		2593 (40620)	16.73	17.00	16.85
		2545.8(40148)	16.88	17.13	16.98
		2498.5 (39675)	16.73	17.02	16.88
	12RB-High (13)	2687.5 (41565)	16.87	16.92	16.92
		2640.3(41093)	16.96	16.90	16.93
		2593 (40620)	16.85	16.90	16.83
		2545.8(40148)	16.98	16.95	17.06
		2498.5 (39675)	16.84	16.80	16.88
	12RB-Middle (6)	2687.5 (41565)	16.88	16.92	16.85
		2640.3(41093)	16.97	16.96	16.96
		2593 (40620)	16.87	16.95	16.87
		2545.8(40148)	16.99	17.07	17.09
		2498.5 (39675)	16.80	16.92	16.91
	12RB-Low (0)	2687.5 (41565)	16.89	16.84	16.86
		2640.3(41093)	16.92	16.88	16.95
		2593 (40620)	16.86	16.83	16.86
		2545.8(40148)	16.97	17.04	17.04
		2498.5 (39675)	16.82	16.86	16.86
	25RB (0)	2687.5 (41565)	16.84	16.88	16.80
		2640.3(41093)	16.88	16.91	16.84
		2593 (40620)	16.85	16.85	16.82
		2545.8(40148)	17.00	17.00	17.03
		2498.5 (39675)	16.81	16.88	16.89
	10MHz	1RB-High (49)	2685 (41540)	16.80	16.96
2639(41080)			16.85	17.11	16.96
2593 (40620)			16.79	16.95	16.86
2547(40160)			16.88	17.06	17.01
2501 (39700)			16.75	17.01	16.91
1RB-Middle (24)		2685 (41540)	16.85	17.00	16.96
		2639(41080)	16.93	17.09	17.00
		2593 (40620)	16.77	17.00	16.94
		2547(40160)	16.89	17.09	17.08
		2501 (39700)	16.73	16.96	16.88
1RB-Low (0)		2685 (41540)	16.86	17.08	16.94
		2639(41080)	17.00	17.21	17.05
		2593 (40620)	16.84	17.05	16.95
		2547(40160)	16.95	17.16	17.11
		2501 (39700)	16.73	16.99	16.89
25RB-High (25)		2685 (41540)	16.88	16.88	16.86
		2639(41080)	16.96	16.97	16.92
		2593 (40620)	16.88	16.86	16.84
		2547(40160)	17.00	17.01	16.95
		2501 (39700)	16.87	16.84	16.84
25RB-Middle (12)		2685 (41540)	16.86	16.83	16.82
		2639(41080)	16.89	16.93	16.88
		2593 (40620)	16.87	16.87	16.84
		2547(40160)	17.01	17.04	17.00
		2501 (39700)	16.84	16.84	16.85
25RB-Low (0)		2685 (41540)	16.81	16.83	16.80
		2639(41080)	16.91	16.88	16.86
		2593 (40620)	16.80	16.81	16.79
		2547(40160)	17.00	17.02	17.00
		2501 (39700)	16.80	16.81	16.79
50RB (0)		2685 (41540)	16.85	16.88	16.78
		2639(41080)	16.92	17.00	16.86
		2593 (40620)	16.86	16.86	16.81
		2547(40160)	17.00	17.00	16.94
		2501 (39700)	16.81	16.88	16.76

15MHz	1RB-High (74)	2682.5 (41515)	16.65	16.86	16.67	
		2637.8(41068)	16.72	16.94	16.74	
		2593 (40620)	16.63	16.86	16.65	
		2548.3(40173)	16.72	17.00	16.82	
		2503.5 (39725)	16.65	16.90	16.68	
	1RB-Middle (37)	2682.5 (41515)	16.58	16.88	16.70	
		2637.8(41068)	16.68	16.96	16.78	
		2593 (40620)	16.57	16.84	16.65	
		2548.3(40173)	16.72	16.99	16.84	
		2503.5 (39725)	16.57	16.79	16.60	
	1RB-Low (0)	2682.5 (41515)	16.67	16.95	16.75	
		2637.8(41068)	16.80	17.04	16.83	
		2593 (40620)	16.69	16.91	16.76	
		2548.3(40173)	16.80	17.04	16.88	
		2503.5 (39725)	16.54	16.79	16.62	
	36RB-High (38)	2682.5 (41515)	16.73	16.76	16.77	
		2637.8(41068)	16.84	16.81	16.81	
		2593 (40620)	16.71	16.73	16.71	
		2548.3(40173)	16.84	16.83	16.88	
		2503.5 (39725)	16.73	16.71	16.73	
	36RB-Middle (19)	2682.5 (41515)	16.76	16.73	16.73	
		2637.8(41068)	16.86	16.84	16.83	
		2593 (40620)	16.73	16.70	16.73	
		2548.3(40173)	16.84	16.86	16.85	
		2503.5 (39725)	16.73	16.72	16.73	
	36RB-Low (0)	2682.5 (41515)	16.73	16.70	16.71	
		2637.8(41068)	16.83	16.80	16.81	
		2593 (40620)	16.70	16.69	16.69	
		2548.3(40173)	16.88	16.89	16.92	
		2503.5 (39725)	16.62	16.62	16.62	
	75RB (0)	2682.5 (41515)	16.69	16.73	16.71	
		2637.8(41068)	16.88	16.89	16.88	
		2593 (40620)	16.73	16.74	16.74	
		2548.3(40173)	16.88	16.88	16.86	
		2503.5 (39725)	16.75	16.73	16.78	
	20MHz	1RB-High (99)	2680 (41490)	16.63	16.97	16.67
			2636.5(41055)	16.70	17.14	16.74
			2593 (40620)	16.62	17.06	16.59
			2549.5(40185)	16.64	16.99	16.69
			2506 (39750)	16.64	17.03	16.70
1RB-Middle (50)		2680 (41490)	16.56	16.95	16.60	
		2636.5(41055)	16.73	17.04	16.70	
		2593 (40620)	16.56	16.91	16.57	
		2549.5(40185)	16.68	16.99	16.71	
		2506 (39750)	16.61	16.90	16.55	
1RB-Low (0)		2680 (41490)	16.73	17.09	16.73	
		2636.5(41055)	16.90	17.23	16.81	
		2593 (40620)	16.69	17.09	16.69	
		2549.5(40185)	16.75	17.13	16.73	
		2506 (39750)	16.54	16.89	16.46	
50RB-High (50)		2680 (41490)	16.76	16.82	16.81	
		2636.5(41055)	16.88	16.98	16.90	
		2593 (40620)	16.79	16.83	16.77	
		2549.5(40185)	16.95	16.94	16.94	
		2506 (39750)	16.84	16.91	16.88	
50RB-Middle (25)		2680 (41490)	16.77	16.80	16.75	
		2636.5(41055)	16.90	16.90	16.90	
		2593 (40620)	16.85	16.86	16.80	
		2549.5(40185)	16.97	16.95	16.97	
		2506 (39750)	16.82	16.86	16.81	
50RB-Low (0)		2680 (41490)	16.80	16.83	16.80	
		2636.5(41055)	16.90	16.96	16.91	
		2593 (40620)	16.76	16.80	16.78	
		2549.5(40185)	17.03	16.98	17.03	
		2506 (39750)	16.73	16.78	16.74	
100RB (0)		2680 (41490)	16.74	16.82	16.78	
		2636.5(41055)	16.90	16.88	16.85	
		2593 (40620)	16.84	16.85	16.82	
		2549.5(40185)	16.97	16.95	16.96	
		2506 (39750)	16.81	16.86	16.84	

LTE Band41(ANT1 DSI 9)

5MHz	1RB-High (24)	2687.5 (41565)	21.14	21.54	21.31	
		2640.3(41093)	21.25	21.64	21.35	
		2593 (40620)	21.15	21.40	21.29	
		2545.8(40148)	21.27	21.64	21.43	
		2498.5 (39675)	21.07	21.46	21.19	
	1RB-Middle (12)	2687.5 (41565)	21.23	21.50	21.23	
		2640.3(41093)	21.18	21.58	21.26	
		2593 (40620)	21.17	21.53	21.11	
		2545.8(40148)	21.34	21.53	21.33	
		2498.5 (39675)	21.16	21.37	21.13	
	1RB-Low (0)	2687.5 (41565)	21.11	21.45	21.21	
		2640.3(41093)	21.19	21.58	21.34	
		2593 (40620)	21.06	21.40	21.22	
		2545.8(40148)	21.25	21.57	21.38	
		2498.5 (39675)	21.06	21.43	21.25	
	12RB-High (13)	2687.5 (41565)	21.24	21.30	21.31	
		2640.3(41093)	21.35	21.28	21.32	
		2593 (40620)	21.22	21.28	21.19	
		2545.8(40148)	21.38	21.34	21.48	
		2498.5 (39675)	21.21	21.16	21.26	
	12RB-Middle (6)	2687.5 (41565)	21.26	21.31	21.22	
		2640.3(41093)	21.37	21.36	21.36	
		2593 (40620)	21.24	21.34	21.24	
		2545.8(40148)	21.39	21.49	21.52	
		2498.5 (39675)	21.15	21.30	21.29	
	12RB-Low (0)	2687.5 (41565)	21.27	21.20	21.23	
		2640.3(41093)	21.30	21.25	21.34	
		2593 (40620)	21.23	21.19	21.23	
		2545.8(40148)	21.37	21.46	21.45	
		2498.5 (39675)	21.18	21.23	21.23	
	25RB (0)	2687.5 (41565)	21.20	21.25	21.15	
		2640.3(41093)	21.26	21.29	21.21	
		2593 (40620)	21.22	21.22	21.18	
		2545.8(40148)	21.41	21.41	21.44	
		2498.5 (39675)	21.17	21.25	21.27	
	10MHz	1RB-High (49)	2685 (41540)	21.15	21.35	21.26
			2639(41080)	21.22	21.54	21.36
			2593 (40620)	21.14	21.34	21.23
			2547(40160)	21.25	21.48	21.42
			2501 (39700)	21.09	21.42	21.29
1RB-Middle (24)		2685 (41540)	21.22	21.41	21.35	
		2639(41080)	21.32	21.52	21.40	
		2593 (40620)	21.12	21.40	21.33	
		2547(40160)	21.27	21.52	21.51	
		2501 (39700)	21.06	21.35	21.25	
1RB-Low (0)		2685 (41540)	21.23	21.51	21.33	
		2639(41080)	21.40	21.67	21.47	
		2593 (40620)	21.20	21.47	21.34	
		2547(40160)	21.34	21.61	21.54	
		2501 (39700)	21.07	21.39	21.27	
25RB-High (25)		2685 (41540)	21.26	21.26	21.23	
		2639(41080)	21.36	21.37	21.31	
		2593 (40620)	21.25	21.23	21.20	
		2547(40160)	21.41	21.42	21.34	
		2501 (39700)	21.24	21.20	21.20	
25RB-Middle (12)		2685 (41540)	21.23	21.19	21.18	
		2639(41080)	21.27	21.32	21.25	
		2593 (40620)	21.24	21.24	21.20	
		2547(40160)	21.42	21.45	21.40	
		2501 (39700)	21.21	21.21	21.22	
25RB-Low (0)		2685 (41540)	21.17	21.19	21.16	
		2639(41080)	21.29	21.26	21.23	
		2593 (40620)	21.15	21.17	21.14	
		2547(40160)	21.41	21.43	21.40	
		2501 (39700)	21.15	21.17	21.14	
50RB (0)		2685 (41540)	21.22	21.25	21.13	
		2639(41080)	21.30	21.40	21.23	
		2593 (40620)	21.23	21.23	21.17	
		2547(40160)	21.40	21.40	21.33	
		2501 (39700)	21.17	21.26	21.10	

15MHz	1RB-High (74)	2682.5 (41515)	20.97	21.23	20.99
		2637.8(41068)	21.05	21.33	21.08
		2593 (40620)	20.94	21.23	20.96
		2548.3(40173)	21.05	21.40	21.18
		2503.5 (39725)	20.97	21.28	21.00
	1RB-Middle (37)	2682.5 (41515)	20.88	21.25	21.03
		2637.8(41068)	21.00	21.35	21.13
		2593 (40620)	20.87	21.21	20.96
		2548.3(40173)	21.05	21.39	21.20
		2503.5 (39725)	20.86	21.14	20.90
	1RB-Low (0)	2682.5 (41515)	20.99	21.34	21.09
		2637.8(41068)	21.15	21.45	21.19
		2593 (40620)	21.01	21.29	21.10
		2548.3(40173)	21.15	21.46	21.25
		2503.5 (39725)	20.83	21.14	20.93
	36RB-High (38)	2682.5 (41515)	21.07	21.10	21.11
		2637.8(41068)	21.20	21.17	21.17
		2593 (40620)	21.04	21.06	21.04
		2548.3(40173)	21.21	21.19	21.26
		2503.5 (39725)	21.07	21.04	21.07
	36RB-Middle (19)	2682.5 (41515)	21.10	21.07	21.07
		2637.8(41068)	21.23	21.21	21.19
		2593 (40620)	21.06	21.03	21.06
		2548.3(40173)	21.20	21.23	21.22
		2503.5 (39725)	21.07	21.05	21.06
	36RB-Low (0)	2682.5 (41515)	21.06	21.03	21.04
		2637.8(41068)	21.19	21.16	21.17
		2593 (40620)	21.03	21.01	21.02
		2548.3(40173)	21.25	21.27	21.30
		2503.5 (39725)	20.93	20.93	20.93
	75RB (0)	2682.5 (41515)	21.02	21.07	21.04
		2637.8(41068)	21.26	21.27	21.26
		2593 (40620)	21.06	21.08	21.08
		2548.3(40173)	21.25	21.26	21.23
		2503.5 (39725)	21.09	21.07	21.13
	20MHz	1RB-High (99)	2680 (41490)	20.94	21.24
2636.5(41055)			21.03	21.32	21.10
2593 (40620)			20.88	21.19	20.97
2549.5(40185)			20.93	21.25	21.09
2506 (39750)			20.99	21.31	21.07
2680 (41490)			20.91	21.19	21.01
1RB-Middle (50)		2636.5(41055)	21.05	21.31	21.10
		2593 (40620)	20.85	21.19	20.99
		2549.5(40185)	21.02	21.33	21.15
		2506 (39750)	20.87	21.19	21.00
		2680 (41490)	21.09	21.37	21.15
		2636.5(41055)	21.20	21.51	21.26
1RB-Low (0)		2593 (40620)	21.04	21.32	21.11
		2549.5(40185)	21.08	21.39	21.17
		2506 (39750)	20.83	21.14	20.92
		2680 (41490)	21.06	21.11	21.06
		2636.5(41055)	21.17	21.23	21.18
50RB-High (50)		2593 (40620)	21.01	21.07	21.03
		2549.5(40185)	21.18	21.25	21.17
		2506 (39750)	21.12	21.15	21.12
		2680 (41490)	21.05	21.05	21.02
		2636.5(41055)	21.12	21.21	21.12
50RB-Middle (25)		2593 (40620)	21.08	21.13	21.07
		2549.5(40185)	21.24	21.27	21.26
		2506 (39750)	21.12	21.15	21.09
		2680 (41490)	21.10	21.09	21.06
		2636.5(41055)	21.22	21.21	21.20
50RB-Low (0)		2593 (40620)	21.04	21.10	21.06
		2549.5(40185)	21.26	21.30	21.26
		2506 (39750)	20.95	21.01	20.97
		2680 (41490)	21.03	21.10	21.12
		2636.5(41055)	21.19	21.18	21.21
100RB (0)		2593 (40620)	21.09	21.12	21.13
		2549.5(40185)	21.24	21.30	21.32
		2506 (39750)	21.09	21.13	21.16

LTE Band41(ANT1 DSI 10)

5MHz	1RB-High (24)	2687.5 (41565)	14.87	15.15	14.99	
		2640.3(41093)	14.95	15.22	15.02	
		2593 (40620)	14.88	15.05	14.98	
		2545.8(40148)	14.96	15.22	15.07	
		2498.5 (39675)	14.82	15.10	14.91	
	1RB-Middle (12)	2687.5 (41565)	14.93	15.12	14.93	
		2640.3(41093)	14.90	15.18	14.96	
		2593 (40620)	14.89	15.15	14.85	
		2545.8(40148)	15.01	15.15	15.00	
		2498.5 (39675)	14.88	15.03	14.86	
	1RB-Low (0)	2687.5 (41565)	14.85	15.09	14.92	
		2640.3(41093)	14.91	15.18	15.01	
		2593 (40620)	14.81	15.05	14.93	
		2545.8(40148)	14.95	15.17	15.04	
		2498.5 (39675)	14.81	15.07	14.95	
	12RB-High (13)	2687.5 (41565)	14.94	14.98	14.99	
		2640.3(41093)	15.02	14.97	15.00	
		2593 (40620)	14.93	14.97	14.91	
		2545.8(40148)	15.04	15.01	15.11	
		2498.5 (39675)	14.92	14.88	14.96	
	12RB-Middle (6)	2687.5 (41565)	14.96	14.99	14.93	
		2640.3(41093)	15.03	15.03	15.03	
		2593 (40620)	14.94	15.01	14.94	
		2545.8(40148)	15.05	15.12	15.14	
		2498.5 (39675)	14.88	14.98	14.98	
	12RB-Low (0)	2687.5 (41565)	14.96	14.91	14.93	
		2640.3(41093)	14.98	14.95	15.01	
		2593 (40620)	14.93	14.91	14.93	
		2545.8(40148)	15.03	15.10	15.09	
		2498.5 (39675)	14.90	14.93	14.93	
	25RB (0)	2687.5 (41565)	14.91	14.95	14.88	
		2640.3(41093)	14.96	14.98	14.92	
		2593 (40620)	14.93	14.93	14.90	
		2545.8(40148)	15.06	15.06	15.08	
		2498.5 (39675)	14.89	14.95	14.96	
	10MHz	1RB-High (49)	2685 (41540)	14.88	15.02	14.96
			2639(41080)	14.93	15.15	15.03
			2593 (40620)	14.87	15.01	14.93
			2547(40160)	14.95	15.11	15.07
			2501 (39700)	14.84	15.07	14.98
1RB-Middle (24)		2685 (41540)	14.93	15.06	15.02	
		2639(41080)	15.00	15.14	15.05	
		2593 (40620)	14.86	15.05	15.00	
		2547(40160)	14.96	15.14	15.13	
		2501 (39700)	14.81	15.02	14.95	
1RB-Low (0)		2685 (41540)	14.93	15.13	15.00	
		2639(41080)	15.05	15.24	15.10	
		2593 (40620)	14.91	15.10	15.01	
		2547(40160)	15.01	15.20	15.15	
		2501 (39700)	14.82	15.05	14.96	
25RB-High (25)		2685 (41540)	14.96	14.96	14.93	
		2639(41080)	15.03	15.03	14.99	
		2593 (40620)	14.95	14.93	14.91	
		2547(40160)	15.06	15.07	15.01	
		2501 (39700)	14.94	14.91	14.91	
25RB-Middle (12)		2685 (41540)	14.93	14.91	14.90	
		2639(41080)	14.96	15.00	14.95	
		2593 (40620)	14.94	14.94	14.91	
		2547(40160)	15.07	15.09	15.05	
		2501 (39700)	14.92	14.92	14.93	
25RB-Low (0)		2685 (41540)	14.89	14.91	14.88	
		2639(41080)	14.98	14.96	14.93	
		2593 (40620)	14.88	14.89	14.87	
		2547(40160)	15.06	15.07	15.05	
		2501 (39700)	14.88	14.89	14.87	
50RB (0)		2685 (41540)	14.93	14.95	14.86	
		2639(41080)	14.98	15.05	14.93	
		2593 (40620)	14.93	14.93	14.89	
		2547(40160)	15.05	15.05	15.00	
		2501 (39700)	14.89	14.96	14.84	

15MHz	1RB-High (74)	2682.5 (41515)	14.75	14.93	14.77
		2637.8(41068)	14.81	15.00	14.83
		2593 (40620)	14.73	14.93	14.74
		2548.3(40173)	14.81	15.05	14.90
		2503.5 (39725)	14.75	14.97	14.77
	1RB-Middle (37)	2682.5 (41515)	14.69	14.95	14.79
		2637.8(41068)	14.77	15.02	14.86
		2593 (40620)	14.68	14.92	14.74
		2548.3(40173)	14.81	15.05	14.91
		2503.5 (39725)	14.67	14.87	14.70
	1RB-Low (0)	2682.5 (41515)	14.77	15.01	14.84
		2637.8(41068)	14.88	15.09	14.91
		2593 (40620)	14.78	14.98	14.84
		2548.3(40173)	14.88	15.10	14.95
		2503.5 (39725)	14.65	14.87	14.72
	36RB-High (38)	2682.5 (41515)	14.82	14.84	14.85
		2637.8(41068)	14.91	14.89	14.89
		2593 (40620)	14.80	14.81	14.80
		2548.3(40173)	14.92	14.91	14.96
		2503.5 (39725)	14.82	14.80	14.82
	36RB-Middle (19)	2682.5 (41515)	14.84	14.82	14.82
		2637.8(41068)	14.93	14.92	14.91
		2593 (40620)	14.81	14.79	14.81
		2548.3(40173)	14.91	14.93	14.93
		2503.5 (39725)	14.82	14.81	14.81
	36RB-Low (0)	2682.5 (41515)	14.81	14.79	14.80
		2637.8(41068)	14.91	14.88	14.89
		2593 (40620)	14.79	14.78	14.79
2548.3(40173)		14.95	14.96	14.98	
2503.5 (39725)		14.72	14.72	14.72	
75RB (0)	2682.5 (41515)	14.79	14.82	14.80	
	2637.8(41068)	14.96	14.96	14.96	
	2593 (40620)	14.81	14.83	14.83	
	2548.3(40173)	14.95	14.96	14.93	
	2503.5 (39725)	14.84	14.82	14.86	
20MHz	1RB-High (99)	2680 (41490)	14.73	15.33	14.98
		2636.5(41055)	14.96	15.39	15.10
		2593 (40620)	14.91	15.29	15.13
		2549.5(40185)	14.99	15.35	15.07
		2506 (39750)	15.05	15.29	15.07
	1RB-Middle (50)	2680 (41490)	14.67	15.31	14.94
		2636.5(41055)	14.98	15.37	15.04
		2593 (40620)	14.89	15.26	14.90
		2549.5(40185)	15.08	15.42	15.09
		2506 (39750)	14.97	15.22	14.93
	1RB-Low (0)	2680 (41490)	14.92	15.45	15.08
		2636.5(41055)	15.10	15.61	15.15
		2593 (40620)	15.06	15.44	15.04
		2549.5(40185)	15.14	15.48	15.12
		2506 (39750)	14.95	15.15	14.87
	50RB-High (50)	2680 (41490)	14.92	15.11	15.09
		2636.5(41055)	15.18	15.23	15.22
		2593 (40620)	15.07	15.09	15.12
		2549.5(40185)	15.29	15.28	15.23
		2506 (39750)	15.24	15.24	15.17
	50RB-Middle (25)	2680 (41490)	14.95	15.10	15.10
		2636.5(41055)	15.16	15.20	15.21
		2593 (40620)	15.14	15.15	15.10
		2549.5(40185)	15.31	15.30	15.29
		2506 (39750)	15.21	15.14	15.12
	50RB-Low (0)	2680 (41490)	14.93	15.12	15.10
		2636.5(41055)	15.21	15.28	15.24
		2593 (40620)	15.13	15.08	15.06
2549.5(40185)		15.34	15.33	15.33	
2506 (39750)		15.07	15.09	15.06	
100RB (0)	2680 (41490)	14.90	15.10	15.05	
	2636.5(41055)	15.14	15.20	15.20	
	2593 (40620)	15.16	15.16	15.12	
	2549.5(40185)	15.30	15.30	15.28	
	2506 (39750)	15.18	15.15	15.18	



No.I21Z62312-SEM07

LTE Band41(ANT1 DSI 19)

5MHz	1RB-High (24)	2687.5 (41565)	19.61	19.98	19.76	
		2640.3(41093)	19.71	20.07	19.80	
		2593 (40620)	19.61	19.85	19.74	
		2545.8(40148)	19.73	20.07	19.87	
		2498.5 (39675)	19.54	19.90	19.65	
	1RB-Middle (12)	2687.5 (41565)	19.69	19.94	19.69	
		2640.3(41093)	19.64	20.01	19.72	
		2593 (40620)	19.63	19.97	19.58	
		2545.8(40148)	19.79	19.97	19.78	
		2498.5 (39675)	19.62	19.82	19.60	
	1RB-Low (0)	2687.5 (41565)	19.58	19.89	19.67	
		2640.3(41093)	19.65	20.01	19.79	
		2593 (40620)	19.53	19.85	19.68	
		2545.8(40148)	19.71	20.00	19.83	
	12RB-High (13)	2498.5 (39675)	19.53	19.87	19.71	
		2687.5 (41565)	19.70	19.75	19.76	
		2640.3(41093)	19.80	19.74	19.77	
		2593 (40620)	19.68	19.74	19.65	
		2545.8(40148)	19.83	19.79	19.92	
	12RB-Middle (6)	2498.5 (39675)	19.67	19.62	19.72	
		2687.5 (41565)	19.72	19.76	19.68	
		2640.3(41093)	19.82	19.81	19.81	
		2593 (40620)	19.70	19.79	19.70	
		2545.8(40148)	19.84	19.93	19.96	
	12RB-Low (0)	2498.5 (39675)	19.61	19.75	19.74	
		2687.5 (41565)	19.73	19.66	19.69	
		2640.3(41093)	19.75	19.71	19.79	
		2593 (40620)	19.69	19.65	19.69	
	25RB (0)	2545.8(40148)	19.82	19.90	19.89	
		2498.5 (39675)	19.64	19.69	19.69	
		2687.5 (41565)	19.66	19.71	19.61	
		2640.3(41093)	19.72	19.74	19.67	
		2593 (40620)	19.68	19.68	19.64	
	10MHz	1RB-High (49)	2545.8(40148)	19.86	19.86	19.88
			2498.5 (39675)	19.63	19.71	19.73
			2685 (41540)	19.66	19.71	19.61
2639(41080)			19.75	19.85	19.69	
2593 (40620)			19.69	19.69	19.63	
1RB-Middle (24)		2547(40160)	19.85	19.85	19.78	
		2501 (39700)	19.56	19.87	19.74	
		2685 (41540)	19.68	19.86	19.80	
		2639(41080)	19.77	19.96	19.85	
		2593 (40620)	19.59	19.85	19.78	
1RB-Low (0)		2547(40160)	19.73	19.96	19.95	
		2501 (39700)	19.53	19.80	19.71	
		2685 (41540)	19.69	19.95	19.78	
		2639(41080)	19.85	20.10	19.91	
		2593 (40620)	19.66	19.91	19.79	
25RB-High (25)		2547(40160)	19.79	20.04	19.98	
		2501 (39700)	19.54	19.84	19.73	
		2685 (41540)	19.72	19.72	19.69	
		2639(41080)	19.81	19.82	19.76	
		2593 (40620)	19.71	19.69	19.66	
25RB-Middle (12)		2547(40160)	19.86	19.87	19.79	
		2501 (39700)	19.70	19.66	19.66	
		2685 (41540)	19.69	19.65	19.64	
		2639(41080)	19.73	19.77	19.71	
		2593 (40620)	19.70	19.70	19.66	
25RB-Low (0)		2547(40160)	19.87	19.89	19.85	
		2501 (39700)	19.67	19.67	19.68	
		2685 (41540)	19.63	19.65	19.62	
		2639(41080)	19.74	19.72	19.69	
		2593 (40620)	19.61	19.63	19.61	
50RB (0)		2547(40160)	19.86	19.87	19.85	
		2501 (39700)	19.61	19.63	19.61	
		2685 (41540)	19.68	19.71	19.60	
		2639(41080)	19.75	19.85	19.69	
		2593 (40620)	19.69	19.69	19.63	
			2547(40160)	19.85	19.85	19.78
	2501 (39700)		19.63	19.72	19.57	
	2685 (41540)		19.68	19.71	19.60	
	2639(41080)		19.75	19.85	19.69	
	2593 (40620)		19.69	19.69	19.63	

15MHz	1RB-High (74)	2682.5 (41515)	19.45	19.69	19.47
		2637.8(41068)	19.52	19.78	19.55
		2593 (40620)	19.42	19.69	19.44
		2548.3(40173)	19.52	19.85	19.64
		2503.5 (39725)	19.45	19.74	19.48
	1RB-Middle (37)	2682.5 (41515)	19.36	19.71	19.50
		2637.8(41068)	19.48	19.80	19.60
		2593 (40620)	19.36	19.67	19.44
		2548.3(40173)	19.52	19.84	19.66
		2503.5 (39725)	19.35	19.61	19.38
	1RB-Low (0)	2682.5 (41515)	19.47	19.79	19.56
		2637.8(41068)	19.61	19.89	19.65
		2593 (40620)	19.48	19.74	19.57
		2548.3(40173)	19.61	19.90	19.71
		2503.5 (39725)	19.32	19.61	19.41
	36RB-High (38)	2682.5 (41515)	19.54	19.57	19.58
		2637.8(41068)	19.66	19.63	19.63
		2593 (40620)	19.51	19.53	19.51
		2548.3(40173)	19.67	19.65	19.72
		2503.5 (39725)	19.54	19.51	19.54
	36RB-Middle (19)	2682.5 (41515)	19.57	19.54	19.54
		2637.8(41068)	19.69	19.67	19.65
		2593 (40620)	19.53	19.50	19.53
		2548.3(40173)	19.66	19.69	19.68
		2503.5 (39725)	19.54	19.52	19.53
	36RB-Low (0)	2682.5 (41515)	19.53	19.50	19.51
		2637.8(41068)	19.65	19.62	19.63
		2593 (40620)	19.50	19.48	19.49
		2548.3(40173)	19.71	19.73	19.75
		2503.5 (39725)	19.41	19.41	19.41
	75RB (0)	2682.5 (41515)	19.49	19.54	19.51
		2637.8(41068)	19.72	19.73	19.72
		2593 (40620)	19.53	19.55	19.55
		2548.3(40173)	19.71	19.72	19.69
		2503.5 (39725)	19.56	19.54	19.60
	20MHz	1RB-High (99)	2680 (41490)	19.42	19.78
2636.5(41055)			19.50	19.85	19.50
2593 (40620)			19.41	19.71	19.39
2549.5(40185)			19.44	19.79	19.49
2506 (39750)			19.47	19.81	19.43
1RB-Middle (50)		2680 (41490)	19.43	19.73	19.39
		2636.5(41055)	19.54	19.80	19.45
		2593 (40620)	19.36	19.67	19.34
		2549.5(40185)	19.52	19.83	19.53
		2506 (39750)	19.38	19.67	19.40
1RB-Low (0)		2680 (41490)	19.55	19.88	19.43
		2636.5(41055)	19.70	19.99	19.58
		2593 (40620)	19.50	19.86	19.45
		2549.5(40185)	19.54	19.90	19.56
		2506 (39750)	19.31	19.64	19.27
50RB-High (50)		2680 (41490)	19.56	19.64	19.64
		2636.5(41055)	19.65	19.71	19.73
		2593 (40620)	19.53	19.61	19.56
		2549.5(40185)	19.65	19.75	19.75
		2506 (39750)	19.59	19.66	19.65
50RB-Middle (25)		2680 (41490)	19.53	19.55	19.57
		2636.5(41055)	19.64	19.69	19.72
		2593 (40620)	19.56	19.61	19.63
		2549.5(40185)	19.70	19.77	19.79
		2506 (39750)	19.58	19.65	19.62
50RB-Low (0)		2680 (41490)	19.54	19.60	19.61
		2636.5(41055)	19.64	19.74	19.74
		2593 (40620)	19.53	19.56	19.60
		2549.5(40185)	19.72	19.76	19.82
		2506 (39750)	19.47	19.50	19.50
100RB (0)		2680 (41490)	19.51	19.55	19.57
		2636.5(41055)	19.68	19.67	19.69
		2593 (40620)	19.56	19.65	19.61
		2549.5(40185)	19.70	19.80	19.80
		2506 (39750)	19.61	19.67	19.66

LTE Band66(ANT1 DSI 0)

1.4MHz	1RB-High (5)	1779.3 (132665)	24.22	23.46	22.46
		1745 (132322)	24.29	23.65	22.53
		1710.7 (131979)	24.36	23.61	22.51
	1RB-Middle (3)	1779.3 (132665)	24.56	23.64	22.72
		1745 (132322)	24.57	23.54	22.79
		1710.7 (131979)	24.27	23.61	22.54
	1RB-Low (0)	1779.3 (132665)	24.20	23.53	22.41
		1745 (132322)	24.33	23.59	22.80
		1710.7 (131979)	24.30	23.70	22.57
	3RB-High (3)	1779.3 (132665)	24.28	23.31	22.36
		1745 (132322)	24.34	23.50	22.39
		1710.7 (131979)	24.45	23.45	22.45
	3RB-Middle (1)	1779.3 (132665)	24.27	23.42	22.45
		1745 (132322)	24.31	23.48	22.47
		1710.7 (131979)	24.42	23.55	22.48
	3RB-Low (0)	1779.3 (132665)	24.28	23.34	22.43
		1745 (132322)	24.35	23.38	22.58
		1710.7 (131979)	24.30	23.46	22.46
6RB (0)	1779.3 (132665)	23.36	22.45	21.36	
	1745 (132322)	23.44	22.43	21.42	
	1710.7 (131979)	23.40	22.48	21.37	
3MHz	1RB-High (14)	1778.5 (132657)	24.31	23.76	22.62
		1745 (132322)	24.34	23.65	22.48
		1711.5 (131987)	24.44	23.73	22.59
	1RB-Middle (7)	1778.5 (132657)	24.23	23.74	22.34
		1745 (132322)	24.26	23.68	22.78
		1711.5 (131987)	24.32	22.71	22.62
	1RB-Low (0)	1778.5 (132657)	24.36	23.69	22.67
		1745 (132322)	24.25	23.59	22.50
		1711.5 (131987)	24.44	23.79	22.61
	8RB-High (7)	1778.5 (132657)	23.36	22.45	21.48
		1745 (132322)	23.44	21.85	21.41
		1711.5 (131987)	23.44	22.64	21.51
	8RB-Middle (4)	1778.5 (132657)	23.54	22.47	21.58
		1745 (132322)	23.47	22.12	21.59
		1711.5 (131987)	23.53	22.56	21.57
	8RB-Low (0)	1778.5 (132657)	23.31	22.51	21.42
		1745 (132322)	23.38	22.48	21.37
		1711.5 (131987)	23.52	22.60	21.54
15RB (0)	1778.5 (132657)	23.47	22.42	21.39	
	1745 (132322)	23.47	22.31	21.38	
	1711.5 (131987)	23.51	22.49	21.48	

5MHz	1RB-High (24)	1777.5 (132647)	24.47	23.70	22.72	
		1745 (132322)	24.43	23.72	22.65	
		1712.5 (131997)	24.40	23.70	22.71	
	1RB-Middle (12)	1777.5 (132647)	24.31	23.59	22.43	
		1745 (132322)	24.24	23.65	22.46	
		1712.5 (131997)	24.26	23.48	22.32	
	1RB-Low (0)	1777.5 (132647)	24.39	23.73	22.54	
		1745 (132322)	24.32	23.72	22.61	
		1712.5 (131997)	24.45	23.72	22.72	
	12RB-High (13)	1777.5 (132647)	23.40	22.51	21.42	
		1745 (132322)	23.50	22.54	21.49	
		1712.5 (131997)	23.47	22.53	21.59	
	12RB-Middle (6)	1777.5 (132647)	23.50	22.52	21.50	
		1745 (132322)	23.45	22.47	21.38	
		1712.5 (131997)	23.61	22.56	21.47	
	12RB-Low (0)	1777.5 (132647)	23.47	22.50	21.44	
		1745 (132322)	23.47	22.39	21.45	
		1712.5 (131997)	23.51	22.56	21.47	
	25RB (0)	1777.5 (132647)	23.42	22.58	21.37	
		1745 (132322)	23.45	22.37	21.32	
		1712.5 (131997)	23.55	22.53	21.58	
	10MHz	1RB-High (49)	1775 (132622)	24.29	23.60	22.25
			1745 (132322)	24.39	23.61	22.36
			1715 (132022)	24.36	23.67	22.57
1RB-Middle (24)		1775 (132622)	24.30	23.58	22.51	
		1745 (132322)	24.40	23.47	22.63	
		1715 (132022)	24.49	23.67	22.68	
1RB-Low (0)		1775 (132622)	24.39	23.57	22.45	
		1745 (132322)	24.37	23.71	22.52	
		1715 (132022)	24.37	23.63	22.63	
25RB-High (25)		1775 (132622)	23.51	22.58	21.45	
		1745 (132322)	23.48	22.58	21.46	
		1715 (132022)	23.44	22.49	21.46	
25RB-Middle (12)		1775 (132622)	23.49	22.50	21.46	
		1745 (132322)	23.43	22.52	21.45	
		1715 (132022)	23.49	22.53	21.52	
25RB-Low (0)		1775 (132622)	23.48	22.48	21.47	
		1745 (132322)	23.38	22.49	21.51	
		1715 (132022)	23.53	22.55	21.55	
50RB (0)		1775 (132622)	23.46	22.48	21.45	
		1745 (132322)	23.47	22.41	21.51	
		1715 (132022)	23.40	22.53	21.49	

15MHz	1RB-High (74)	1772.5 (132597)	24.22	23.48	22.70
		1745 (132322)	24.19	23.46	22.55
		1717.5 (132047)	24.24	23.60	22.46
	1RB-Middle (37)	1772.5 (132597)	24.22	23.59	22.46
		1745 (132322)	24.26	23.55	22.54
		1717.5 (132047)	24.23	23.61	22.49
	1RB-Low (0)	1772.5 (132597)	24.26	23.45	22.68
		1745 (132322)	24.17	23.51	22.39
		1717.5 (132047)	24.25	23.72	22.41
	36RB-High (38)	1772.5 (132597)	23.30	22.32	21.38
		1745 (132322)	23.35	22.36	21.38
		1717.5 (132047)	23.38	22.35	21.35
	36RB-Middle (19)	1772.5 (132597)	23.29	22.29	21.33
		1745 (132322)	23.29	22.28	21.33
		1717.5 (132047)	23.33	22.38	21.34
	36RB-Low (0)	1772.5 (132597)	23.27	22.31	21.31
		1745 (132322)	23.26	22.27	21.37
		1717.5 (132047)	23.37	22.30	21.30
	75RB (0)	1772.5 (132597)	23.29	22.35	21.31
		1745 (132322)	23.18	22.30	21.26
		1717.5 (132047)	23.31	22.41	21.34
20MHz	1RB-High (99)	1770 (132572)	24.15	23.36	22.42
		1745 (132322)	24.21	23.54	22.47
		1720 (132072)	24.15	23.66	22.41
	1RB-Middle (50)	1770 (132572)	24.19	23.41	22.55
		1745 (132322)	24.20	23.65	22.34
		1720 (132072)	24.18	23.62	22.47
	1RB-Low (0)	1770 (132572)	24.25	23.47	22.67
		1745 (132322)	24.29	23.50	22.36
		1720 (132072)	24.31	23.58	22.42
	50RB-High (50)	1770 (132572)	23.26	22.38	21.43
		1745 (132322)	23.31	22.39	21.34
		1720 (132072)	23.28	22.27	21.33
	50RB-Middle (25)	1770 (132572)	23.31	22.32	21.33
		1745 (132322)	23.27	22.28	21.35
		1720 (132072)	23.32	22.33	21.40
	50RB-Low (0)	1770 (132572)	23.27	22.20	21.31
		1745 (132322)	23.26	22.28	21.36
		1720 (132072)	23.31	22.30	21.30
	100RB (0)	1770 (132572)	23.20	22.18	21.34
		1745 (132322)	23.35	22.27	21.26
		1720 (132072)	23.31	22.33	21.34

LTE Band66(ANT1 DSI 1)

1.4MHz	1RB-High (5)	1779.3 (132665)	22.30	22.62	22.64
		1745 (132322)	22.38	22.55	22.71
		1710.7 (131979)	22.36	22.57	22.69
	1RB-Middle (3)	1779.3 (132665)	22.65	22.41	22.67
		1745 (132322)	22.73	22.54	22.67
		1710.7 (131979)	22.66	22.57	22.53
	1RB-Low (0)	1779.3 (132665)	22.24	22.56	22.59
		1745 (132322)	22.32	22.69	22.69
		1710.7 (131979)	22.42	22.65	22.75
	3RB-High (3)	1779.3 (132665)	22.35	22.20	22.54
		1745 (132322)	22.37	22.13	22.57
		1710.7 (131979)	22.37	22.38	22.63
	3RB-Middle (1)	1779.3 (132665)	22.42	22.41	22.63
		1745 (132322)	22.55	22.27	22.65
		1710.7 (131979)	22.31	22.41	22.66
	3RB-Low (0)	1779.3 (132665)	22.30	22.33	22.61
		1745 (132322)	22.35	22.36	22.76
		1710.7 (131979)	22.47	22.26	22.64
	6RB (0)	1779.3 (132665)	22.37	22.28	21.53
		1745 (132322)	22.52	22.46	21.59
		1710.7 (131979)	22.51	22.46	21.54
3MHz	1RB-High (14)	1778.5 (132657)	22.32	22.57	22.80
		1745 (132322)	22.36	22.69	22.66
		1711.5 (131987)	22.44	22.69	22.77
	1RB-Middle (7)	1778.5 (132657)	22.20	22.69	22.52
		1745 (132322)	22.53	22.78	22.66
		1711.5 (131987)	22.44	22.61	22.80
	1RB-Low (0)	1778.5 (132657)	22.53	22.58	22.65
		1745 (132322)	22.51	22.64	22.68
		1711.5 (131987)	22.48	22.71	22.79
	8RB-High (7)	1778.5 (132657)	22.44	22.33	21.65
		1745 (132322)	22.51	22.23	21.58
		1711.5 (131987)	22.59	22.30	21.68
	8RB-Middle (4)	1778.5 (132657)	22.51	22.48	21.75
		1745 (132322)	22.60	22.47	21.76
		1711.5 (131987)	22.59	22.56	21.74
	8RB-Low (0)	1778.5 (132657)	22.50	22.34	21.59
		1745 (132322)	22.47	22.28	21.54
		1711.5 (131987)	22.47	22.57	21.71
	15RB (0)	1778.5 (132657)	22.50	22.35	21.56
		1745 (132322)	22.50	22.40	21.55
		1711.5 (131987)	22.53	22.48	21.65

5MHz	1RB-High (24)	1777.5 (132647)	22.33	22.58	22.60	
		1745 (132322)	22.43	22.73	22.53	
		1712.5 (131997)	22.46	22.72	22.59	
	1RB-Middle (12)	1777.5 (132647)	22.23	22.64	22.61	
		1745 (132322)	22.40	22.57	22.64	
		1712.5 (131997)	22.38	22.67	22.50	
	1RB-Low (0)	1777.5 (132647)	22.38	22.72	22.72	
		1745 (132322)	22.44	22.54	22.79	
		1712.5 (131997)	22.57	22.70	22.60	
	12RB-High (13)	1777.5 (132647)	22.47	22.42	21.59	
		1745 (132322)	22.50	22.55	21.66	
		1712.5 (131997)	22.55	22.43	21.76	
	12RB-Middle (6)	1777.5 (132647)	22.50	22.34	21.67	
		1745 (132322)	22.44	22.39	21.55	
		1712.5 (131997)	22.63	22.52	21.64	
	12RB-Low (0)	1777.5 (132647)	22.48	22.35	21.61	
		1745 (132322)	22.46	22.18	21.62	
		1712.5 (131997)	22.57	22.55	21.64	
	25RB (0)	1777.5 (132647)	22.40	22.38	21.54	
		1745 (132322)	22.43	22.21	21.49	
		1712.5 (131997)	22.60	22.48	21.75	
	10MHz	1RB-High (49)	1775 (132622)	22.23	22.65	22.43
			1745 (132322)	22.39	22.66	22.54
			1715 (132022)	22.21	22.59	22.75
1RB-Middle (24)		1775 (132622)	22.37	22.49	22.69	
		1745 (132322)	22.51	22.64	22.71	
		1715 (132022)	22.39	22.63	22.69	
1RB-Low (0)		1775 (132622)	22.33	22.74	22.63	
		1745 (132322)	22.36	22.70	22.70	
		1715 (132022)	22.48	22.61	22.58	
25RB-High (25)		1775 (132622)	22.46	22.47	21.62	
		1745 (132322)	22.54	22.47	21.63	
		1715 (132022)	22.47	22.38	21.63	
25RB-Middle (12)		1775 (132622)	22.55	22.52	21.63	
		1745 (132322)	22.48	22.35	21.62	
		1715 (132022)	22.52	22.43	21.69	
25RB-Low (0)		1775 (132622)	22.48	22.48	21.64	
		1745 (132322)	22.48	22.41	21.68	
		1715 (132022)	22.46	22.41	21.72	
50RB (0)		1775 (132622)	22.47	22.40	21.62	
		1745 (132322)	22.37	22.31	21.68	
		1715 (132022)	22.53	22.34	21.66	

15MHz	1RB-High (74)	1772.5 (132597)	22.20	22.51	22.61
		1745 (132322)	22.24	22.54	22.73
		1717.5 (132047)	22.13	22.46	22.64
	1RB-Middle (37)	1772.5 (132597)	22.22	22.46	22.64
		1745 (132322)	22.32	22.58	22.72
		1717.5 (132047)	22.25	22.50	22.67
	1RB-Low (0)	1772.5 (132597)	22.36	22.50	22.66
		1745 (132322)	22.16	22.49	22.57
		1717.5 (132047)	22.22	22.52	22.59
	36RB-High (38)	1772.5 (132597)	22.37	22.18	21.55
		1745 (132322)	22.35	22.25	21.55
		1717.5 (132047)	22.30	22.30	21.52
	36RB-Middle (19)	1772.5 (132597)	22.35	22.20	21.50
		1745 (132322)	22.32	22.27	21.50
		1717.5 (132047)	22.30	22.26	21.51
	36RB-Low (0)	1772.5 (132597)	22.40	22.20	21.48
		1745 (132322)	22.37	22.31	21.54
		1717.5 (132047)	22.38	22.24	21.47
	75RB (0)	1772.5 (132597)	22.40	22.25	21.48
		1745 (132322)	22.31	22.21	21.43
		1717.5 (132047)	22.32	22.27	21.51
20MHz	1RB-High (99)	1770 (132572)	22.23	22.54	22.60
		1745 (132322)	22.23	22.62	22.43
		1720 (132072)	22.22	22.57	22.53
	1RB-Middle (50)	1770 (132572)	22.26	22.36	22.52
		1745 (132322)	22.21	22.45	22.39
		1720 (132072)	22.20	22.70	22.56
	1RB-Low (0)	1770 (132572)	22.33	22.52	22.66
		1745 (132322)	22.25	22.55	22.49
		1720 (132072)	22.28	22.73	22.52
	50RB-High (50)	1770 (132572)	22.37	22.37	21.37
		1745 (132322)	22.37	22.41	21.39
		1720 (132072)	22.39	22.30	21.32
	50RB-Middle (25)	1770 (132572)	22.42	22.38	21.42
		1745 (132322)	22.39	22.32	21.35
		1720 (132072)	22.40	22.41	21.41
	50RB-Low (0)	1770 (132572)	22.26	22.27	21.32
		1745 (132322)	22.28	22.29	21.42
		1720 (132072)	22.39	22.37	21.36
	100RB (0)	1770 (132572)	21.52	22.26	21.31
		1745 (132322)	22.33	22.32	21.31
		1720 (132072)	22.34	22.33	21.38

LTE Band66(ANT1 DSI 5)

1.4MHz	1RB-High (5)	1779.3 (132665)	16.81	17.05	17.05
		1745 (132322)	16.88	17.00	16.91
		1710.7 (131979)	16.86	17.01	16.93
	1RB-Middle (3)	1779.3 (132665)	17.08	16.90	17.05
		1745 (132322)	17.14	16.99	17.16
		1710.7 (131979)	17.08	17.01	17.02
	1RB-Low (0)	1779.3 (132665)	16.77	17.01	16.91
		1745 (132322)	16.83	17.11	17.05
		1710.7 (131979)	16.91	17.08	17.13
	3RB-High (3)	1779.3 (132665)	16.85	16.74	16.89
		1745 (132322)	16.87	16.68	17.07
		1710.7 (131979)	16.87	16.88	17.05
	3RB-Middle (1)	1779.3 (132665)	16.91	16.90	17.01
		1745 (132322)	17.00	16.79	17.08
		1710.7 (131979)	16.82	16.90	17.02
	3RB-Low (0)	1779.3 (132665)	16.81	16.84	16.92
		1745 (132322)	16.85	16.86	16.83
		1710.7 (131979)	16.94	16.78	17.13
	6RB (0)	1779.3 (132665)	16.87	16.80	17.00
		1745 (132322)	16.98	16.93	16.91
		1710.7 (131979)	16.97	16.93	17.00
3MHz	1RB-High (14)	1778.5 (132657)	16.83	17.01	17.05
		1745 (132322)	16.86	17.11	17.07
		1711.5 (131987)	16.92	17.11	16.94
	1RB-Middle (7)	1778.5 (132657)	16.74	17.11	16.73
		1745 (132322)	16.98	17.18	17.12
		1711.5 (131987)	16.92	17.05	17.14
	1RB-Low (0)	1778.5 (132657)	16.98	17.02	17.08
		1745 (132322)	16.97	17.07	17.15
		1711.5 (131987)	16.95	17.12	17.03
	8RB-High (7)	1778.5 (132657)	16.92	16.84	17.07
		1745 (132322)	16.97	16.76	17.08
		1711.5 (131987)	17.03	16.81	17.02
	8RB-Middle (4)	1778.5 (132657)	16.97	16.95	16.94
		1745 (132322)	17.04	16.94	17.18
		1711.5 (131987)	17.03	17.01	17.05
	8RB-Low (0)	1778.5 (132657)	16.96	16.84	17.00
		1745 (132322)	16.94	16.80	17.11
		1711.5 (131987)	16.94	17.01	17.10
	15RB (0)	1778.5 (132657)	16.96	16.85	16.95
		1745 (132322)	16.96	16.89	16.90
		1711.5 (131987)	16.98	16.95	16.95

5MHz	1RB-High (24)	1777.5 (132647)	16.84	17.02	17.06	
		1745 (132322)	16.91	17.14	17.11	
		1712.5 (131997)	16.93	17.13	17.18	
	1RB-Middle (12)	1777.5 (132647)	16.76	17.07	16.82	
		1745 (132322)	16.89	17.01	16.86	
		1712.5 (131997)	16.88	17.09	17.08	
	1RB-Low (0)	1777.5 (132647)	16.88	17.13	17.08	
		1745 (132322)	16.92	16.99	17.03	
		1712.5 (131997)	17.01	17.11	17.08	
	12RB-High (13)	1777.5 (132647)	16.94	16.91	16.97	
		1745 (132322)	16.96	17.00	17.08	
		1712.5 (131997)	17.00	16.91	17.08	
	12RB-Middle (6)	1777.5 (132647)	16.96	16.84	16.96	
		1745 (132322)	16.92	16.88	17.00	
		1712.5 (131997)	17.06	16.98	17.11	
	12RB-Low (0)	1777.5 (132647)	16.95	16.85	17.02	
		1745 (132322)	16.93	16.72	17.01	
		1712.5 (131997)	17.01	17.00	17.08	
	25RB (0)	1777.5 (132647)	16.89	16.88	16.95	
		1745 (132322)	16.91	16.74	16.92	
		1712.5 (131997)	17.04	16.95	16.99	
	10MHz	1RB-High (49)	1775 (132622)	16.76	17.08	16.91
			1745 (132322)	16.88	17.08	17.13
			1715 (132022)	16.74	17.03	17.13
1RB-Middle (24)		1775 (132622)	16.87	16.95	17.14	
		1745 (132322)	16.97	17.07	17.18	
		1715 (132022)	16.88	17.06	17.07	
1RB-Low (0)		1775 (132622)	16.84	17.15	17.05	
		1745 (132322)	16.86	17.11	17.01	
		1715 (132022)	16.95	17.05	16.91	
25RB-High (25)		1775 (132622)	16.93	16.94	17.03	
		1745 (132322)	16.99	16.94	17.08	
		1715 (132022)	16.94	16.88	16.99	
25RB-Middle (12)		1775 (132622)	17.00	16.98	17.02	
		1745 (132322)	16.95	16.85	17.05	
		1715 (132022)	16.98	16.91	17.05	
25RB-Low (0)		1775 (132622)	16.95	16.95	17.01	
		1745 (132322)	16.95	16.90	17.00	
		1715 (132022)	16.93	16.90	17.11	
50RB (0)		1775 (132622)	16.94	16.89	17.03	
		1745 (132322)	16.87	16.82	17.01	
		1715 (132022)	16.98	16.84	17.00	

15MHz	1RB-High (74)	1772.5 (132597)	16.74	16.97	16.97	
		1745 (132322)	16.77	16.99	17.05	
		1717.5 (132047)	16.68	16.93	16.96	
	1RB-Middle (37)	1772.5 (132597)	16.75	16.93	17.06	
		1745 (132322)	16.83	17.02	17.06	
		1717.5 (132047)	16.78	16.96	17.01	
	1RB-Low (0)	1772.5 (132597)	16.86	16.96	16.96	
		1745 (132322)	16.71	16.95	16.90	
		1717.5 (132047)	16.75	16.98	17.05	
	36RB-High (38)	1772.5 (132597)	16.87	16.72	16.84	
		1745 (132322)	16.85	16.78	16.90	
		1717.5 (132047)	16.81	16.81	16.90	
	36RB-Middle (19)	1772.5 (132597)	16.85	16.74	16.95	
		1745 (132322)	16.83	16.79	16.84	
		1717.5 (132047)	16.81	16.78	16.91	
	36RB-Low (0)	1772.5 (132597)	16.89	16.74	16.81	
		1745 (132322)	16.87	16.82	16.86	
		1717.5 (132047)	16.88	16.77	16.91	
	75RB (0)	1772.5 (132597)	16.89	16.78	16.91	
		1745 (132322)	16.82	16.74	16.84	
		1717.5 (132047)	16.83	16.79	16.85	
	20MHz	1RB-High (99)	1770 (132572)	16.76	17.06	16.94
			1745 (132322)	16.71	16.99	17.05
			1720 (132072)	16.70	16.42	16.92
1RB-Middle (50)		1770 (132572)	16.67	17.18	16.91	
		1745 (132322)	16.72	17.10	16.95	
		1720 (132072)	16.70	17.00	16.97	
1RB-Low (0)		1770 (132572)	16.69	16.97	16.93	
		1745 (132322)	16.83	17.08	16.94	
		1720 (132072)	15.91	17.22	17.03	
50RB-High (50)		1770 (132572)	16.81	16.89	16.87	
		1745 (132322)	16.88	16.89	16.92	
		1720 (132072)	16.09	15.77	16.87	
50RB-Middle (25)		1770 (132572)	16.89	16.92	16.88	
		1745 (132322)	16.78	16.80	16.84	
		1720 (132072)	16.83	16.90	16.93	
50RB-Low (0)		1770 (132572)	16.83	16.77	16.75	
		1745 (132322)	16.81	16.80	16.86	
		1720 (132072)	16.83	16.88	16.89	
100RB (0)		1770 (132572)	16.82	16.79	16.92	
		1745 (132322)	16.82	16.81	16.83	
		1720 (132072)	16.83	16.87	16.86	

LTE Band66(ANT1 DSI 6)

1.4MHz	1RB-High (5)	1779.3 (132665)	19.81	20.10	20.09
		1745 (132322)	19.89	20.03	19.93
		1710.7 (131979)	19.87	20.05	19.95
	1RB-Middle (3)	1779.3 (132665)	20.12	19.91	20.10
		1745 (132322)	20.20	20.02	20.22
		1710.7 (131979)	20.13	20.05	20.06
	1RB-Low (0)	1779.3 (132665)	19.76	20.04	19.93
		1745 (132322)	19.83	20.16	20.10
		1710.7 (131979)	19.92	20.12	20.19
	3RB-High (3)	1779.3 (132665)	19.86	19.72	19.90
		1745 (132322)	19.88	19.66	20.11
		1710.7 (131979)	19.88	19.89	20.09
	3RB-Middle (1)	1779.3 (132665)	19.92	19.91	20.05
		1745 (132322)	20.03	19.79	20.13
		1710.7 (131979)	19.82	19.91	20.06
	3RB-Low (0)	1779.3 (132665)	19.81	19.84	19.94
		1745 (132322)	19.86	19.87	19.83
		1710.7 (131979)	19.96	19.78	20.19
	6RB (0)	1779.3 (132665)	19.88	19.80	20.03
		1745 (132322)	20.00	19.95	19.93
		1710.7 (131979)	20.00	19.95	20.03
3MHz	1RB-High (14)	1778.5 (132657)	19.83	20.05	20.10
		1745 (132322)	19.87	20.16	20.11
		1711.5 (131987)	19.94	20.16	19.96
	1RB-Middle (7)	1778.5 (132657)	19.72	20.16	19.71
		1745 (132322)	20.01	20.24	20.18
		1711.5 (131987)	19.94	20.09	20.20
	1RB-Low (0)	1778.5 (132657)	20.01	20.06	20.13
		1745 (132322)	20.00	20.11	20.21
		1711.5 (131987)	19.97	20.18	20.07
	8RB-High (7)	1778.5 (132657)	19.94	19.84	20.11
		1745 (132322)	20.00	19.75	20.13
		1711.5 (131987)	20.07	19.81	20.06
	8RB-Middle (4)	1778.5 (132657)	20.00	19.97	19.96
		1745 (132322)	20.08	19.96	20.25
		1711.5 (131987)	20.07	20.04	20.10
	8RB-Low (0)	1778.5 (132657)	19.99	19.85	20.03
		1745 (132322)	19.96	19.80	20.16
		1711.5 (131987)	19.96	20.05	20.15
	15RB (0)	1778.5 (132657)	19.99	19.86	19.97
		1745 (132322)	19.99	19.90	19.91
		1711.5 (131987)	20.01	19.97	19.98

5MHz	1RB-High (24)	1777.5 (132647)	19.84	20.06	20.10	
		1745 (132322)	19.93	20.20	20.16	
		1712.5 (131997)	19.95	20.19	20.25	
	1RB-Middle (12)	1777.5 (132647)	19.75	20.11	19.82	
		1745 (132322)	19.90	20.05	19.87	
		1712.5 (131997)	19.89	20.14	20.12	
	1RB-Low (0)	1777.5 (132647)	19.89	20.19	20.13	
		1745 (132322)	19.94	20.02	20.07	
		1712.5 (131997)	20.05	20.17	20.12	
	12RB-High (13)	1777.5 (132647)	19.96	19.92	20.00	
		1745 (132322)	19.99	20.03	20.12	
		1712.5 (131997)	20.03	19.93	20.13	
	12RB-Middle (6)	1777.5 (132647)	19.99	19.85	19.99	
		1745 (132322)	19.94	19.90	20.03	
		1712.5 (131997)	20.10	20.00	20.16	
	12RB-Low (0)	1777.5 (132647)	19.97	19.86	20.06	
		1745 (132322)	19.95	19.70	20.04	
		1712.5 (131997)	20.05	20.03	20.12	
	25RB (0)	1777.5 (132647)	19.90	19.89	19.98	
		1745 (132322)	19.93	19.73	19.94	
		1712.5 (131997)	20.08	19.97	20.02	
	10MHz	1RB-High (49)	1775 (132622)	19.75	20.12	19.93
			1745 (132322)	19.90	20.13	20.19
			1715 (132022)	19.73	20.07	20.19
1RB-Middle (24)		1775 (132622)	19.88	19.98	20.20	
		1745 (132322)	20.00	20.11	20.24	
		1715 (132022)	19.90	20.10	20.11	
1RB-Low (0)		1775 (132622)	19.84	20.20	20.10	
		1745 (132322)	19.87	20.17	20.04	
		1715 (132022)	19.97	20.09	19.93	
25RB-High (25)		1775 (132622)	19.95	19.96	20.07	
		1745 (132322)	20.02	19.96	20.12	
		1715 (132022)	19.96	19.89	20.02	
25RB-Middle (12)		1775 (132622)	20.03	20.00	20.06	
		1745 (132322)	19.97	19.86	20.09	
		1715 (132022)	20.00	19.93	20.09	
25RB-Low (0)		1775 (132622)	19.97	19.97	20.04	
		1745 (132322)	19.97	19.91	20.03	
		1715 (132022)	19.95	19.91	20.16	
50RB (0)		1775 (132622)	19.96	19.90	20.07	
		1745 (132322)	19.88	19.82	20.04	
		1715 (132022)	20.01	19.85	20.03	

15MHz	1RB-High (74)	1772.5 (132597)	19.72	20.00	20.00
		1745 (132322)	19.76	20.02	20.09
		1717.5 (132047)	19.66	19.95	19.99
	1RB-Middle (37)	1772.5 (132597)	19.74	19.95	20.10
		1745 (132322)	19.83	20.06	20.10
		1717.5 (132047)	19.77	19.99	20.04
	1RB-Low (0)	1772.5 (132597)	19.87	19.99	19.99
		1745 (132322)	19.69	19.98	19.91
		1717.5 (132047)	19.74	20.00	20.09
	36RB-High (38)	1772.5 (132597)	19.88	19.70	19.84
		1745 (132322)	19.86	19.77	19.91
		1717.5 (132047)	19.81	19.81	19.91
	36RB-Middle (19)	1772.5 (132597)	19.86	19.72	19.97
		1745 (132322)	19.83	19.79	19.85
		1717.5 (132047)	19.81	19.78	19.92
	36RB-Low (0)	1772.5 (132597)	19.90	19.72	19.80
		1745 (132322)	19.88	19.82	19.87
		1717.5 (132047)	19.89	19.76	19.93
	75RB (0)	1772.5 (132597)	19.90	19.77	19.93
		1745 (132322)	19.82	19.73	19.84
		1717.5 (132047)	19.83	19.79	19.86
20MHz	1RB-High (99)	1770 (132572)	19.75	19.31	19.94
		1745 (132322)	19.75	20.09	20.14
		1720 (132072)	19.69	19.96	20.06
	1RB-Middle (50)	1770 (132572)	19.19	20.11	19.98
		1745 (132322)	19.77	20.06	19.89
		1720 (132072)	18.98	20.11	19.98
	1RB-Low (0)	1770 (132572)	19.71	19.98	20.06
		1745 (132322)	19.65	20.03	19.94
		1720 (132072)	19.72	20.28	19.88
	50RB-High (50)	1770 (132572)	19.86	19.44	19.87
		1745 (132322)	19.81	19.79	19.88
		1720 (132072)	19.78	19.14	19.93
	50RB-Middle (25)	1770 (132572)	19.85	19.90	19.87
		1745 (132322)	19.80	19.75	19.80
		1720 (132072)	19.80	19.89	19.90
	50RB-Low (0)	1770 (132572)	19.77	19.80	19.84
		1745 (132322)	19.79	19.73	19.83
		1720 (132072)	19.85	19.91	19.90
	100RB (0)	1770 (132572)	19.84	19.87	19.89
		1745 (132322)	19.81	19.15	19.85
		1720 (132072)	19.81	19.86	19.87

LTE Band66(ANT1 DSI 9)

1.4MHz	1RB-High (5)	1779.3 (132665)	21.80	22.11	22.10
		1745 (132322)	21.88	22.04	21.93
		1710.7 (131979)	21.86	22.06	21.95
	1RB-Middle (3)	1779.3 (132665)	22.14	21.91	22.11
		1745 (132322)	22.22	22.03	22.25
		1710.7 (131979)	22.15	22.06	22.07
	1RB-Low (0)	1779.3 (132665)	21.74	22.05	21.93
		1745 (132322)	21.82	22.18	22.11
		1710.7 (131979)	21.92	22.14	22.21
	3RB-High (3)	1779.3 (132665)	21.85	21.70	21.90
		1745 (132322)	21.87	21.63	22.13
		1710.7 (131979)	21.87	21.88	22.10
	3RB-Middle (1)	1779.3 (132665)	21.92	21.91	22.06
		1745 (132322)	22.04	21.77	22.15
		1710.7 (131979)	21.81	21.91	22.07
	3RB-Low (0)	1779.3 (132665)	21.80	21.83	21.94
		1745 (132322)	21.85	21.86	21.82
		1710.7 (131979)	21.96	21.76	22.21
	6RB (0)	1779.3 (132665)	21.87	21.78	22.04
		1745 (132322)	22.01	21.95	21.93
		1710.7 (131979)	22.00	21.95	22.04
3MHz	1RB-High (14)	1778.5 (132657)	21.82	22.06	22.11
		1745 (132322)	21.86	22.18	22.13
		1711.5 (131987)	21.94	22.18	21.96
	1RB-Middle (7)	1778.5 (132657)	21.70	22.18	21.69
		1745 (132322)	22.02	22.27	22.20
		1711.5 (131987)	21.94	22.10	22.22
	1RB-Low (0)	1778.5 (132657)	22.02	22.07	22.15
		1745 (132322)	22.00	22.13	22.24
		1711.5 (131987)	21.97	22.20	22.08
	8RB-High (7)	1778.5 (132657)	21.94	21.83	22.13
		1745 (132322)	22.00	21.73	22.15
		1711.5 (131987)	22.08	21.80	22.07
	8RB-Middle (4)	1778.5 (132657)	22.00	21.97	21.96
		1745 (132322)	22.09	21.96	22.28
		1711.5 (131987)	22.08	22.05	22.11
	8RB-Low (0)	1778.5 (132657)	21.99	21.84	22.04
		1745 (132322)	21.96	21.78	22.18
		1711.5 (131987)	21.96	22.06	22.17
	15RB (0)	1778.5 (132657)	21.99	21.85	21.97
		1745 (132322)	21.99	21.90	21.91
		1711.5 (131987)	22.02	21.97	21.98

5MHz	1RB-High (24)	1777.5 (132647)	21.83	22.07	22.12	
		1745 (132322)	21.93	22.22	22.18	
		1712.5 (131997)	21.95	22.21	22.28	
	1RB-Middle (12)	1777.5 (132647)	21.73	22.13	21.81	
		1745 (132322)	21.90	22.06	21.86	
		1712.5 (131997)	21.88	22.16	22.14	
	1RB-Low (0)	1777.5 (132647)	21.88	22.21	22.15	
		1745 (132322)	21.94	22.03	22.08	
		1712.5 (131997)	22.06	22.19	22.14	
	12RB-High (13)	1777.5 (132647)	21.96	21.92	22.00	
		1745 (132322)	21.99	22.04	22.14	
		1712.5 (131997)	22.04	21.93	22.15	
	12RB-Middle (6)	1777.5 (132647)	21.99	21.84	21.99	
		1745 (132322)	21.94	21.89	22.04	
		1712.5 (131997)	22.12	22.01	22.18	
	12RB-Low (0)	1777.5 (132647)	21.97	21.85	22.07	
		1745 (132322)	21.95	21.68	22.05	
		1712.5 (131997)	22.06	22.04	22.14	
	25RB (0)	1777.5 (132647)	21.90	21.88	21.98	
		1745 (132322)	21.93	21.71	21.94	
		1712.5 (131997)	22.09	21.97	22.03	
	10MHz	1RB-High (49)	1775 (132622)	21.73	22.14	21.93
			1745 (132322)	21.89	22.15	22.21
			1715 (132022)	21.71	22.08	22.21
1RB-Middle (24)		1775 (132622)	21.87	21.98	22.22	
		1745 (132322)	22.00	22.13	22.27	
		1715 (132022)	21.89	22.12	22.13	
1RB-Low (0)		1775 (132622)	21.83	22.23	22.11	
		1745 (132322)	21.86	22.19	22.05	
		1715 (132022)	21.97	22.10	21.93	
25RB-High (25)		1775 (132622)	21.95	21.96	22.08	
		1745 (132322)	22.03	21.96	22.14	
		1715 (132022)	21.96	21.88	22.03	
25RB-Middle (12)		1775 (132622)	22.04	22.01	22.07	
		1745 (132322)	21.97	21.85	22.10	
		1715 (132022)	22.01	21.93	22.10	
25RB-Low (0)		1775 (132622)	21.97	21.97	22.05	
		1745 (132322)	21.97	21.91	22.04	
		1715 (132022)	21.95	21.91	22.18	
50RB (0)		1775 (132622)	21.96	21.90	22.08	
		1745 (132322)	21.87	21.81	22.05	
		1715 (132022)	22.02	21.84	22.04	

15MHz	1RB-High (74)	1772.5 (132597)	21.70	22.00	22.00	
		1745 (132322)	21.74	22.03	22.10	
		1717.5 (132047)	21.63	21.95	21.99	
	1RB-Middle (37)	1772.5 (132597)	21.72	21.95	22.12	
		1745 (132322)	21.82	22.07	22.12	
		1717.5 (132047)	21.75	21.99	22.05	
	1RB-Low (0)	1772.5 (132597)	21.86	21.99	21.99	
		1745 (132322)	21.66	21.98	21.91	
		1717.5 (132047)	21.72	22.01	22.10	
	36RB-High (38)	1772.5 (132597)	21.87	21.68	21.83	
		1745 (132322)	21.85	21.75	21.91	
		1717.5 (132047)	21.80	21.80	21.91	
	36RB-Middle (19)	1772.5 (132597)	21.85	21.70	21.97	
		1745 (132322)	21.82	21.77	21.84	
		1717.5 (132047)	21.80	21.76	21.92	
	36RB-Low (0)	1772.5 (132597)	21.90	21.70	21.79	
		1745 (132322)	21.87	21.81	21.86	
		1717.5 (132047)	21.88	21.74	21.93	
	75RB (0)	1772.5 (132597)	21.90	21.75	21.93	
		1745 (132322)	21.81	21.71	21.83	
		1717.5 (132047)	21.82	21.77	21.85	
	20MHz	1RB-High (99)	1770 (132572)	21.73	21.98	21.84
			1745 (132322)	21.75	22.05	21.97
			1720 (132072)	21.67	22.08	21.91
1RB-Middle (50)		1770 (132572)	21.76	22.06	22.03	
		1745 (132322)	21.71	22.06	21.94	
		1720 (132072)	21.69	21.99	21.72	
1RB-Low (0)		1770 (132572)	21.74	22.16	22.03	
		1745 (132322)	21.66	22.05	22.02	
		1720 (132072)	21.72	22.13	21.85	
50RB-High (50)		1770 (132572)	21.80	21.87	21.88	
		1745 (132322)	21.87	21.80	21.80	
		1720 (132072)	21.81	21.87	21.80	
50RB-Middle (25)		1770 (132572)	21.83	21.82	21.87	
		1745 (132322)	21.78	21.79	21.80	
		1720 (132072)	21.66	21.81	21.86	
50RB-Low (0)		1770 (132572)	21.81	21.87	21.46	
		1745 (132322)	21.81	21.87	21.73	
		1720 (132072)	21.90	21.87	21.86	
100RB (0)		1770 (132572)	21.75	21.84	21.83	
		1745 (132322)	21.75	21.80	21.79	
		1720 (132072)	21.83	21.84	21.85	

LTE Band66(ANT1 DSI 10)

1.4MHz	1RB-High (5)	1779.3 (132665)	15.81	16.04	16.03
		1745 (132322)	15.87	15.98	15.91
		1710.7 (131979)	15.85	16.00	15.92
	1RB-Middle (3)	1779.3 (132665)	16.06	15.89	16.04
		1745 (132322)	16.12	15.98	16.14
		1710.7 (131979)	16.06	16.00	16.01
	1RB-Low (0)	1779.3 (132665)	15.77	15.99	15.91
		1745 (132322)	15.83	16.09	16.04
		1710.7 (131979)	15.90	16.06	16.11
	3RB-High (3)	1779.3 (132665)	15.85	15.74	15.88
		1745 (132322)	15.86	15.69	16.05
		1710.7 (131979)	15.86	15.87	16.03
	3RB-Middle (1)	1779.3 (132665)	15.90	15.89	16.00
		1745 (132322)	15.98	15.79	16.06
		1710.7 (131979)	15.82	15.89	16.01
	3RB-Low (0)	1779.3 (132665)	15.81	15.83	15.91
		1745 (132322)	15.85	15.85	15.83
		1710.7 (131979)	15.93	15.78	16.11
	6RB (0)	1779.3 (132665)	15.86	15.80	15.98
		1745 (132322)	15.96	15.92	15.91
		1710.7 (131979)	15.96	15.92	15.98
3MHz	1RB-High (14)	1778.5 (132657)	15.83	16.00	16.04
		1745 (132322)	15.85	16.09	16.05
		1711.5 (131987)	15.91	16.09	15.93
	1RB-Middle (7)	1778.5 (132657)	15.74	16.09	15.73
		1745 (132322)	15.97	16.15	16.10
		1711.5 (131987)	15.91	16.03	16.12
	1RB-Low (0)	1778.5 (132657)	15.97	16.01	16.06
		1745 (132322)	15.96	16.05	16.13
		1711.5 (131987)	15.93	16.10	16.01
	8RB-High (7)	1778.5 (132657)	15.91	15.83	16.05
		1745 (132322)	15.96	15.76	16.06
		1711.5 (131987)	16.01	15.81	16.01
	8RB-Middle (4)	1778.5 (132657)	15.96	15.93	15.93
		1745 (132322)	16.02	15.93	16.16
		1711.5 (131987)	16.01	15.99	16.04
	8RB-Low (0)	1778.5 (132657)	15.95	15.84	15.98
		1745 (132322)	15.93	15.80	16.09
		1711.5 (131987)	15.93	16.00	16.08
	15RB (0)	1778.5 (132657)	15.95	15.85	15.93
		1745 (132322)	15.95	15.88	15.89
		1711.5 (131987)	15.97	15.93	15.94

5MHz	1RB-High (24)	1777.5 (132647)	15.83	16.01	16.04
		1745 (132322)	15.91	16.12	16.09
		1712.5 (131997)	15.92	16.11	16.16
	1RB-Middle (12)	1777.5 (132647)	15.76	16.05	15.82
		1745 (132322)	15.88	16.00	15.85
		1712.5 (131997)	15.87	16.07	16.06
	1RB-Low (0)	1777.5 (132647)	15.87	16.11	16.06
		1745 (132322)	15.91	15.98	16.01
		1712.5 (131997)	16.00	16.09	16.06
	12RB-High (13)	1777.5 (132647)	15.93	15.90	15.96
		1745 (132322)	15.95	15.98	16.06
		1712.5 (131997)	15.98	15.91	16.06
	12RB-Middle (6)	1777.5 (132647)	15.95	15.84	15.95
		1745 (132322)	15.91	15.88	15.98
		1712.5 (131997)	16.04	15.96	16.09
	12RB-Low (0)	1777.5 (132647)	15.93	15.85	16.01
		1745 (132322)	15.92	15.72	15.99
		1712.5 (131997)	16.00	15.98	16.06
	25RB (0)	1777.5 (132647)	15.88	15.87	15.94
		1745 (132322)	15.91	15.75	15.91
		1712.5 (131997)	16.02	15.93	15.98
10MHz	1RB-High (49)	1775 (132622)	15.76	16.06	15.91
		1745 (132322)	15.88	16.06	16.11
		1715 (132022)	15.75	16.01	16.11
	1RB-Middle (24)	1775 (132622)	15.86	15.94	16.12
		1745 (132322)	15.96	16.05	16.15
		1715 (132022)	15.88	16.04	16.05
	1RB-Low (0)	1775 (132622)	15.83	16.12	16.04
		1745 (132322)	15.85	16.09	15.99
		1715 (132022)	15.93	16.03	15.91
	25RB-High (25)	1775 (132622)	15.92	15.93	16.01
		1745 (132322)	15.98	15.93	16.06
		1715 (132022)	15.93	15.87	15.98
	25RB-Middle (12)	1775 (132622)	15.98	15.96	16.01
		1745 (132322)	15.93	15.85	16.03
		1715 (132022)	15.96	15.91	16.03
	25RB-Low (0)	1775 (132622)	15.93	15.93	15.99
		1745 (132322)	15.93	15.89	15.98
		1715 (132022)	15.92	15.89	16.09
	50RB (0)	1775 (132622)	15.93	15.88	16.01
		1745 (132322)	15.86	15.82	15.99
		1715 (132022)	15.97	15.84	15.98

15MHz	1RB-High (74)	1772.5 (132597)	15.74	15.96	15.96	
		1745 (132322)	15.77	15.98	16.03	
		1717.5 (132047)	15.69	15.92	15.95	
	1RB-Middle (37)	1772.5 (132597)	15.75	15.92	16.04	
		1745 (132322)	15.83	16.01	16.04	
		1717.5 (132047)	15.77	15.95	15.99	
	1RB-Low (0)	1772.5 (132597)	15.85	15.95	15.95	
		1745 (132322)	15.71	15.94	15.89	
		1717.5 (132047)	15.75	15.96	16.03	
	36RB-High (38)	1772.5 (132597)	15.86	15.72	15.83	
		1745 (132322)	15.85	15.77	15.89	
		1717.5 (132047)	15.81	15.81	15.89	
	36RB-Middle (19)	1772.5 (132597)	15.85	15.74	15.93	
		1745 (132322)	15.83	15.79	15.84	
		1717.5 (132047)	15.81	15.78	15.90	
	36RB-Low (0)	1772.5 (132597)	15.88	15.74	15.80	
		1745 (132322)	15.86	15.82	15.85	
		1717.5 (132047)	15.87	15.77	15.91	
	75RB (0)	1772.5 (132597)	15.88	15.77	15.91	
		1745 (132322)	15.82	15.75	15.83	
		1717.5 (132047)	15.83	15.79	15.85	
	20MHz	1RB-High (99)	1770 (132572)	15.76	16.18	15.99
			1745 (132322)	15.76	15.72	15.87
			1720 (132072)	15.74	15.00	16.10
		1RB-Middle (50)	1770 (132572)	15.69	15.67	15.91
			1745 (132322)	15.75	16.06	16.04
			1720 (132072)	15.29	16.11	15.91
1RB-Low (0)		1770 (132572)	15.72	16.12	15.96	
		1745 (132322)	15.72	16.07	15.98	
		1720 (132072)	15.76	16.04	15.95	
50RB-High (50)		1770 (132572)	15.85	15.78	14.63	
		1745 (132322)	15.61	15.91	15.89	
		1720 (132072)	15.89	14.32	15.89	
50RB-Middle (25)		1770 (132572)	15.03	15.46	15.91	
		1745 (132322)	15.85	15.85	15.27	
		1720 (132072)	15.61	15.93	15.90	
50RB-Low (0)		1770 (132572)	15.77	15.81	15.07	
		1745 (132322)	15.81	15.82	15.66	
		1720 (132072)	15.84	15.54	14.62	
100RB (0)		1770 (132572)	15.80	15.87	15.85	
		1745 (132322)	15.83	15.77	15.79	
		1720 (132072)	15.86	15.83	15.87	

LTE Band66(ANT1 DSI 19)

1.4MHz	1RB-High (5)	1779.3 (132665)	19.91	20.20	20.19
		1745 (132322)	19.99	20.13	20.03
		1710.7 (131979)	19.97	20.15	20.05
	1RB-Middle (3)	1779.3 (132665)	20.22	20.01	20.20
		1745 (132322)	20.30	20.12	20.13
		1710.7 (131979)	20.23	20.15	20.16
	1RB-Low (0)	1779.3 (132665)	19.86	20.14	20.03
		1745 (132322)	19.93	20.26	20.20
		1710.7 (131979)	20.02	20.22	20.29
	3RB-High (3)	1779.3 (132665)	19.96	19.82	20.01
		1745 (132322)	19.98	19.76	20.22
		1710.7 (131979)	19.98	19.99	20.19
	3RB-Middle (1)	1779.3 (132665)	20.02	20.01	20.15
		1745 (132322)	20.13	19.89	20.23
		1710.7 (131979)	19.92	20.01	20.16
	3RB-Low (0)	1779.3 (132665)	19.91	19.94	20.04
		1745 (132322)	19.96	19.97	19.93
		1710.7 (131979)	20.06	19.88	20.29
	6RB (0)	1779.3 (132665)	19.98	19.90	20.13
		1745 (132322)	20.11	20.05	20.03
		1710.7 (131979)	20.10	20.05	20.13
3MHz	1RB-High (14)	1778.5 (132657)	19.93	20.15	20.20
		1745 (132322)	19.97	20.26	20.22
		1711.5 (131987)	20.04	20.26	20.06
	1RB-Middle (7)	1778.5 (132657)	19.82	20.26	19.81
		1745 (132322)	20.11	20.14	20.28
		1711.5 (131987)	20.04	20.19	20.30
	1RB-Low (0)	1778.5 (132657)	20.11	20.16	20.23
		1745 (132322)	20.10	20.22	20.12
		1711.5 (131987)	20.07	20.28	20.17
	8RB-High (7)	1778.5 (132657)	20.04	19.94	20.22
		1745 (132322)	20.10	19.85	20.23
		1711.5 (131987)	20.17	19.91	20.16
	8RB-Middle (4)	1778.5 (132657)	20.10	20.07	20.06
		1745 (132322)	20.18	20.06	20.14
		1711.5 (131987)	20.17	20.14	20.20
	8RB-Low (0)	1778.5 (132657)	20.09	19.95	20.13
		1745 (132322)	20.06	19.90	20.26
		1711.5 (131987)	20.06	20.15	20.25
	15RB (0)	1778.5 (132657)	20.09	19.96	20.07
		1745 (132322)	20.09	20.01	20.01
		1711.5 (131987)	20.11	20.07	20.08

5MHz	1RB-High (24)	1777.5 (132647)	19.94	20.16	20.21	
		1745 (132322)	20.03	20.30	20.26	
		1712.5 (131997)	20.05	20.29	20.13	
	1RB-Middle (12)	1777.5 (132647)	19.85	20.22	19.92	
		1745 (132322)	20.01	20.15	19.97	
		1712.5 (131997)	19.99	20.24	20.22	
	1RB-Low (0)	1777.5 (132647)	19.99	20.29	20.23	
		1745 (132322)	20.04	20.12	20.17	
		1712.5 (131997)	20.15	20.27	20.22	
	12RB-High (13)	1777.5 (132647)	20.06	20.02	20.10	
		1745 (132322)	20.09	20.13	20.22	
		1712.5 (131997)	20.13	20.03	20.23	
	12RB-Middle (6)	1777.5 (132647)	20.09	19.95	20.09	
		1745 (132322)	20.04	20.00	20.13	
		1712.5 (131997)	20.21	20.11	20.26	
	12RB-Low (0)	1777.5 (132647)	20.07	19.96	20.16	
		1745 (132322)	20.05	19.80	20.14	
		1712.5 (131997)	20.15	20.13	20.22	
	25RB (0)	1777.5 (132647)	20.01	19.99	20.08	
		1745 (132322)	20.03	19.83	20.04	
		1712.5 (131997)	20.18	20.07	20.12	
	10MHz	1RB-High (49)	1775 (132622)	19.85	20.22	20.03
			1745 (132322)	20.00	20.23	20.29
			1715 (132022)	19.83	20.17	20.29
1RB-Middle (24)		1775 (132622)	19.98	20.08	20.14	
		1745 (132322)	20.10	20.22	20.11	
		1715 (132022)	20.00	20.21	20.22	
1RB-Low (0)		1775 (132622)	19.94	20.13	20.20	
		1745 (132322)	19.97	20.27	20.14	
		1715 (132022)	20.07	20.19	20.03	
25RB-High (25)		1775 (132622)	20.05	20.06	20.17	
		1745 (132322)	20.12	20.06	20.22	
		1715 (132022)	20.06	19.99	20.12	
25RB-Middle (12)		1775 (132622)	20.13	20.11	20.16	
		1745 (132322)	20.07	19.96	20.19	
		1715 (132022)	20.11	20.03	20.19	
25RB-Low (0)		1775 (132622)	20.07	20.07	20.14	
		1745 (132322)	20.07	20.01	20.13	
		1715 (132022)	20.05	20.01	20.26	
50RB (0)		1775 (132622)	20.06	20.01	20.17	
		1745 (132322)	19.98	19.92	20.14	
		1715 (132022)	20.11	19.95	20.13	

15MHz	1RB-High (74)	1772.5 (132597)	19.82	20.10	20.10	
		1745 (132322)	19.86	20.12	20.19	
		1717.5 (132047)	19.76	20.05	20.09	
	1RB-Middle (37)	1772.5 (132597)	19.84	20.05	20.21	
		1745 (132322)	19.93	20.16	20.21	
		1717.5 (132047)	19.87	20.09	20.14	
	1RB-Low (0)	1772.5 (132597)	19.97	20.09	20.09	
		1745 (132322)	19.79	20.08	20.01	
		1717.5 (132047)	19.84	20.11	20.19	
	36RB-High (38)	1772.5 (132597)	19.98	19.80	19.94	
		1745 (132322)	19.96	19.87	20.01	
		1717.5 (132047)	19.91	19.91	20.01	
	36RB-Middle (19)	1772.5 (132597)	19.96	19.82	20.07	
		1745 (132322)	19.93	19.89	19.95	
		1717.5 (132047)	19.91	19.88	20.02	
	36RB-Low (0)	1772.5 (132597)	20.01	19.82	19.90	
		1745 (132322)	19.98	19.92	19.97	
		1717.5 (132047)	19.99	19.86	20.03	
	75RB (0)	1772.5 (132597)	20.01	19.87	20.03	
		1745 (132322)	19.92	19.83	19.94	
		1717.5 (132047)	19.93	19.89	19.96	
	20MHz	1RB-High (99)	1770 (132572)	19.85	20.19	20.10
			1745 (132322)	19.80	20.16	20.17
			1720 (132072)	19.05	20.10	20.08
		1RB-Middle (50)	1770 (132572)	19.87	20.23	20.09
			1745 (132322)	19.88	20.28	20.05
			1720 (132072)	19.03	20.24	19.93
1RB-Low (0)		1770 (132572)	19.84	20.28	20.01	
		1745 (132322)	19.87	20.26	20.09	
		1720 (132072)	19.85	20.21	20.11	
50RB-High (50)		1770 (132572)	19.95	20.02	19.95	
		1745 (132322)	19.96	20.07	20.10	
		1720 (132072)	19.91	19.86	19.94	
50RB-Middle (25)		1770 (132572)	20.02	20.02	19.95	
		1745 (132322)	20.06	19.98	18.93	
		1720 (132072)	20.02	19.23	19.87	
50RB-Low (0)		1770 (132572)	19.84	19.86	19.96	
		1745 (132322)	19.88	19.95	19.93	
		1720 (132072)	19.99	19.68	20.02	
100RB (0)		1770 (132572)	19.84	19.92	19.99	
		1745 (132322)	19.91	19.30	19.90	
		1720 (132072)	19.97	19.18	19.99	

LTE Band71(ANT1 DSI 0)

5MHz	1RB-High (24)	695.5 (133447)	24.08	23.40	22.28	
		680.5 (133297)	24.19	23.45	22.36	
		665.5 (133147)	24.25	23.52	22.41	
	1RB-Middle (12)	695.5 (133447)	24.24	23.20	22.42	
		680.5 (133297)	24.14	23.45	22.38	
		665.5 (133147)	24.09	23.85	22.43	
	1RB-Low (0)	695.5 (133447)	24.05	23.51	22.32	
		680.5 (133297)	24.11	23.57	22.44	
		665.5 (133147)	24.38	23.58	22.41	
	12RB-High (13)	695.5 (133447)	23.23	22.26	21.27	
		680.5 (133297)	23.28	22.31	21.27	
		665.5 (133147)	23.31	22.16	21.27	
	12RB-Middle (6)	695.5 (133447)	23.17	22.31	21.38	
		680.5 (133297)	23.26	22.32	21.29	
		665.5 (133147)	23.29	22.30	21.36	
	12RB-Low (0)	695.5 (133447)	23.21	22.25	21.32	
		680.5 (133297)	23.23	22.29	21.27	
		665.5 (133147)	23.19	22.27	21.16	
	25RB (0)	695.5 (133447)	23.20	22.24	21.18	
		680.5 (133297)	23.29	22.25	21.29	
		665.5 (133147)	23.27	22.31	21.35	
	10MHz	1RB-High (49)	693 (133422)	24.11	23.52	22.36
			680.5 (133297)	24.18	23.45	22.44
			668 (133172)	24.13	23.72	22.14
1RB-Middle (24)		693 (133422)	24.10	23.46	22.25	
		680.5 (133297)	24.24	23.38	22.52	
		668 (133172)	24.13	23.44	22.34	
1RB-Low (0)		693 (133422)	24.18	23.63	22.57	
		680.5 (133297)	24.28	23.60	22.45	
		668 (133172)	24.23	23.81	22.58	
25RB-High (25)		693 (133422)	23.20	22.21	21.36	
		680.5 (133297)	23.21	22.31	21.38	
		668 (133172)	23.27	22.20	21.26	
25RB-Middle (12)		693 (133422)	23.23	22.33	21.34	
		680.5 (133297)	23.25	22.27	21.33	
		668 (133172)	23.32	22.47	21.39	
25RB-Low (0)		693 (133422)	23.31	22.31	21.25	
		680.5 (133297)	23.31	22.36	21.29	
		668 (133172)	23.25	22.28	21.29	
50RB (0)		693 (133422)	23.22	22.20	21.07	
		680.5 (133297)	23.20	22.28	21.31	
		668 (133172)	23.31	22.25	21.38	

15MHz	1RB-High (74)	690.5 (133397)	23.92	23.19	22.24
		680.5 (133297)	23.97	23.48	22.24
		670.5 (133197)	23.96	23.46	22.21
	1RB-Middle (37)	690.5 (133397)	23.93	23.49	22.19
		680.5 (133297)	24.11	23.41	22.29
		670.5 (133197)	24.01	23.38	22.04
	1RB-Low (0)	690.5 (133397)	24.04	23.44	22.40
		680.5 (133297)	24.01	23.48	22.29
		670.5 (133197)	24.13	23.65	22.47
	36RB-High (38)	690.5 (133397)	23.03	22.14	21.16
		680.5 (133297)	23.10	22.01	21.21
		670.5 (133197)	23.16	22.00	21.17
	36RB-Middle (19)	690.5 (133397)	23.03	22.14	21.09
		680.5 (133297)	23.14	22.06	21.20
		670.5 (133197)	23.13	22.16	21.24
	36RB-Low (0)	690.5 (133397)	23.13	22.14	21.19
		680.5 (133297)	23.17	22.12	21.09
		670.5 (133197)	23.13	22.18	21.22
	75RB (0)	690.5 (133397)	23.09	22.11	21.02
		680.5 (133297)	23.11	22.12	21.09
		670.5 (133197)	23.23	22.16	21.30
20MHz	1RB-High (99)	688 (133372)	23.90	23.31	22.07
		683 (133322)	23.89	23.55	22.06
		673 (133222)	24.05	23.35	22.07
	1RB-Middle (50)	688 (133372)	24.01	23.36	22.15
		683 (133322)	23.99	23.38	22.18
		673 (133222)	23.95	23.35	22.20
	1RB-Low (0)	688 (133372)	24.08	23.42	22.29
		683 (133322)	23.97	23.44	22.31
		673 (133222)	24.10	23.51	22.47
	50RB-High (50)	688 (133372)	23.02	22.03	21.14
		683 (133322)	23.01	22.14	21.02
		673 (133222)	23.16	22.20	21.15
	50RB-Middle (25)	688 (133372)	23.13	22.17	21.26
		683 (133322)	23.18	22.21	21.20
		673 (133222)	23.22	22.16	21.19
	50RB-Low (0)	688 (133372)	23.22	22.13	21.12
		683 (133322)	23.15	22.18	21.19
		673 (133222)	23.19	22.14	21.16
	100RB (0)	688 (133372)	23.19	22.19	21.19
		683 (133322)	23.01	22.03	21.10
		673 (133222)	23.24	22.13	21.20

LTE Band71(ANT1 DSI 5)

5MHz	1RB-High (24)	695.5 (133447)	22.54	22.81	22.73	
		680.5 (133297)	22.77	23.12	22.87	
		665.5 (133147)	22.77	23.02	22.92	
	1RB-Middle (12)	695.5 (133447)	22.66	23.07	22.80	
		680.5 (133297)	22.71	23.34	22.59	
		665.5 (133147)	22.69	23.43	23.27	
	1RB-Low (0)	695.5 (133447)	22.57	22.99	22.84	
		680.5 (133297)	22.84	23.05	22.93	
		665.5 (133147)	22.72	23.21	23.07	
	12RB-High (13)	695.5 (133447)	22.66	22.21	22.23	
		680.5 (133297)	22.78	22.30	22.30	
		665.5 (133147)	22.83	22.33	22.31	
	12RB-Middle (6)	695.5 (133447)	22.84	22.37	22.33	
		680.5 (133297)	22.78	22.31	22.17	
		665.5 (133147)	22.86	22.33	22.31	
	12RB-Low (0)	695.5 (133447)	22.64	22.23	22.26	
		680.5 (133297)	22.68	22.36	22.35	
		665.5 (133147)	22.81	22.34	22.43	
	25RB (0)	695.5 (133447)	22.59	22.24	22.23	
		680.5 (133297)	22.73	22.22	22.23	
		665.5 (133147)	22.81	22.34	22.36	
	10MHz	1RB-High (49)	693 (133422)	22.61	23.08	22.88
			680.5 (133297)	22.70	23.07	22.94
			668 (133172)	22.76	23.09	22.78
1RB-Middle (24)		693 (133422)	22.72	22.93	22.73	
		680.5 (133297)	22.88	23.00	23.07	
		668 (133172)	22.61	23.06	22.86	
1RB-Low (0)		693 (133422)	22.66	23.11	22.90	
		680.5 (133297)	22.66	23.08	22.98	
		668 (133172)	22.78	23.40	22.86	
25RB-High (25)		693 (133422)	22.73	22.29	22.30	
		680.5 (133297)	22.79	22.30	22.25	
		668 (133172)	22.71	22.33	22.30	
25RB-Middle (12)		693 (133422)	22.76	22.27	22.28	
		680.5 (133297)	22.82	22.29	22.31	
		668 (133172)	22.80	22.40	22.31	
25RB-Low (0)		693 (133422)	22.74	22.32	22.21	
		680.5 (133297)	22.78	22.28	22.29	
		668 (133172)	22.86	22.42	22.32	
50RB (0)		693 (133422)	22.71	22.27	22.24	
		680.5 (133297)	22.76	22.34	22.32	
		668 (133172)	22.78	22.34	22.38	

15MHz	1RB-High (74)	690.5 (133397)	22.36	22.77	22.95
		680.5 (133297)	22.45	22.88	22.78
		670.5 (133197)	22.47	22.88	22.89
	1RB-Middle (37)	690.5 (133397)	22.35	22.82	23.03
		680.5 (133297)	22.55	23.04	22.81
		670.5 (133197)	22.53	22.88	22.68
	1RB-Low (0)	690.5 (133397)	22.57	22.98	22.72
		680.5 (133297)	22.56	23.10	23.10
		670.5 (133197)	22.59	23.14	23.03
	36RB-High (38)	690.5 (133397)	22.60	21.99	22.08
		680.5 (133297)	22.72	22.15	22.16
		670.5 (133197)	22.66	22.01	22.13
	36RB-Middle (19)	690.5 (133397)	22.62	22.07	21.96
		680.5 (133297)	22.65	22.21	22.09
		670.5 (133197)	22.67	22.17	22.18
	36RB-Low (0)	690.5 (133397)	22.62	22.10	22.07
		680.5 (133297)	22.61	22.11	22.18
		670.5 (133197)	22.66	22.16	22.20
	75RB (0)	690.5 (133397)	22.60	22.07	22.06
		680.5 (133297)	22.65	22.15	22.03
		670.5 (133197)	22.64	22.28	22.19
20MHz	1RB-High (99)	688 (133372)	22.66	23.00	22.88
		683 (133322)	22.37	23.00	23.05
		673 (133222)	22.45	22.76	22.72
	1RB-Middle (50)	688 (133372)	22.66	22.85	22.78
		683 (133322)	22.69	22.92	22.76
		673 (133222)	22.50	22.97	22.87
	1RB-Low (0)	688 (133372)	22.68	22.98	22.92
		683 (133322)	22.68	23.02	23.08
		673 (133222)	22.59	23.06	22.94
	50RB-High (50)	688 (133372)	22.64	22.11	22.04
		683 (133322)	22.58	22.10	22.08
		673 (133222)	22.63	22.10	22.13
	50RB-Middle (25)	688 (133372)	22.72	22.16	22.13
		683 (133322)	22.73	22.17	22.13
		673 (133222)	22.64	22.19	22.18
	50RB-Low (0)	688 (133372)	22.66	22.09	22.07
		683 (133322)	22.68	22.15	22.11
		673 (133222)	22.72	22.18	22.16
	100RB (0)	688 (133372)	22.71	22.15	22.14
		683 (133322)	22.62	22.17	22.07
		673 (133222)	22.63	22.23	22.17

LTE Band71(ANT1 DSI 10)

5MHz	1RB-High (24)	695.5 (133447)	21.10	21.35	21.10
		680.5 (133297)	21.14	21.44	21.28
		665.5 (133147)	21.24	21.62	21.44
	1RB-Middle (12)	695.5 (133447)	21.25	21.46	21.33
		680.5 (133297)	21.23	21.70	21.42
		665.5 (133147)	21.27	21.69	21.46
	1RB-Low (0)	695.5 (133447)	21.05	21.52	21.18
		680.5 (133297)	21.13	21.44	21.39
		665.5 (133147)	21.33	21.67	21.51
	12RB-High (13)	695.5 (133447)	21.20	21.25	21.22
		680.5 (133297)	21.26	21.08	21.35
		665.5 (133147)	21.28	21.31	21.41
	12RB-Middle (6)	695.5 (133447)	21.32	21.35	21.35
		680.5 (133297)	21.32	21.33	21.31
		665.5 (133147)	21.40	21.31	21.52
	12RB-Low (0)	695.5 (133447)	21.19	21.33	21.33
		680.5 (133297)	21.27	21.17	21.28
		665.5 (133147)	21.32	21.41	21.41
	25RB (0)	695.5 (133447)	21.17	21.24	21.11
		680.5 (133297)	21.21	21.20	21.26
		665.5 (133147)	21.35	21.37	21.37
10MHz	1RB-High (49)	693 (133422)	21.05	21.48	21.25
		680.5 (133297)	21.19	21.56	21.38
		668 (133172)	21.15	21.60	21.27
	1RB-Middle (24)	693 (133422)	21.24	21.39	21.33
		680.5 (133297)	21.19	21.56	21.48
		668 (133172)	21.23	21.43	21.44
	1RB-Low (0)	693 (133422)	21.17	21.74	21.56
		680.5 (133297)	21.24	21.75	21.49
		668 (133172)	21.38	21.84	21.39
	25RB-High (25)	693 (133422)	21.17	21.28	21.22
		680.5 (133297)	21.26	21.25	21.28
		668 (133172)	21.25	21.32	21.28
	25RB-Middle (12)	693 (133422)	21.23	21.22	21.28
		680.5 (133297)	21.21	21.24	21.31
		668 (133172)	21.34	21.32	21.31
	25RB-Low (0)	693 (133422)	21.15	21.27	21.29
		680.5 (133297)	21.33	21.32	21.35
		668 (133172)	21.36	21.34	21.30
	50RB (0)	693 (133422)	21.22	21.22	21.19
		680.5 (133297)	21.26	21.22	21.25
		668 (133172)	21.25	21.28	21.37

15MHz	1RB-High (74)	690.5 (133397)	20.89	21.33	21.16
		680.5 (133297)	20.93	21.46	21.28
		670.5 (133197)	20.89	21.37	21.49
	1RB-Middle (37)	690.5 (133397)	20.98	21.35	21.46
		680.5 (133297)	21.08	21.54	21.39
		670.5 (133197)	20.98	21.44	21.34
	1RB-Low (0)	690.5 (133397)	21.13	21.38	21.34
		680.5 (133297)	21.06	21.55	21.44
		670.5 (133197)	21.13	21.76	21.53
	36RB-High (38)	690.5 (133397)	21.05	21.10	21.10
		680.5 (133297)	21.06	21.16	21.17
		670.5 (133197)	21.12	21.14	21.13
	36RB-Middle (19)	690.5 (133397)	21.07	21.17	21.14
		680.5 (133297)	21.11	21.19	21.18
		670.5 (133197)	21.14	21.24	21.21
	36RB-Low (0)	690.5 (133397)	21.08	21.12	21.11
		680.5 (133297)	21.16	21.14	21.11
		670.5 (133197)	21.15	21.16	21.14
	75RB (0)	690.5 (133397)	21.07	21.03	21.03
		680.5 (133297)	21.15	21.15	21.11
		670.5 (133197)	21.20	21.21	21.17
20MHz	1RB-High (99)	688 (133372)	20.90	21.33	21.40
		683 (133322)	20.89	21.56	21.46
		673 (133222)	20.96	21.26	21.12
	1RB-Middle (50)	688 (133372)	20.97	21.51	21.52
		683 (133322)	21.16	21.36	21.29
		673 (133222)	21.02	21.55	21.39
	1RB-Low (0)	688 (133372)	21.10	21.55	21.47
		683 (133322)	21.15	21.69	21.47
		673 (133222)	21.13	21.74	21.79
	50RB-High (50)	688 (133372)	21.04	21.06	21.13
		683 (133322)	21.14	21.18	21.08
		673 (133222)	21.11	21.16	21.07
	50RB-Middle (25)	688 (133372)	21.16	21.23	21.20
		683 (133322)	21.27	21.22	21.20
		673 (133222)	21.16	21.22	21.12
	50RB-Low (0)	688 (133372)	21.20	21.15	21.13
		683 (133322)	21.21	21.16	21.15
		673 (133222)	21.18	21.19	21.18
	100RB (0)	688 (133372)	21.24	21.19	21.20
		683 (133322)	21.05	21.09	21.10
		673 (133222)	21.20	21.21	21.24

LTE Band2(ANT0 DSI 0)

1.4MHz	1RB-High (5)	1909.3 (19193)	24.32	23.64	22.71
		1880 (18900)	24.28	23.77	22.64
		1850.7 (18607)	24.38	23.66	22.60
	1RB-Middle (3)	1909.3 (19193)	24.54	23.75	22.63
		1880 (18900)	24.45	23.68	22.80
		1850.7 (18607)	24.60	23.75	22.63
	1RB-Low (0)	1909.3 (19193)	24.36	23.72	22.54
		1880 (18900)	24.35	23.71	22.64
		1850.7 (18607)	24.42	23.65	22.59
	3RB-High (3)	1909.3 (19193)	24.22	23.63	22.51
		1880 (18900)	24.54	23.53	22.55
		1850.7 (18607)	24.43	23.45	22.58
	3RB-Middle (1)	1909.3 (19193)	24.34	23.43	22.49
		1880 (18900)	24.49	23.68	22.70
		1850.7 (18607)	24.40	23.54	22.66
	3RB-Low (0)	1909.3 (19193)	24.38	23.36	22.55
		1880 (18900)	24.44	23.51	22.63
		1850.7 (18607)	24.41	23.53	22.69
	6RB (0)	1909.3 (19193)	23.40	22.51	21.41
		1880 (18900)	23.46	22.56	21.62
		1850.7 (18607)	23.50	22.45	21.51
3MHz	1RB-High (14)	1908.5 (19185)	24.14	23.70	22.59
		1880 (18900)	24.52	23.74	22.68
		1851.5 (18615)	24.48	23.67	22.72
	1RB-Middle (7)	1908.5 (19185)	24.30	23.52	22.37
		1880 (18900)	24.46	23.55	22.58
		1851.5 (18615)	24.33	23.70	22.65
	1RB-Low (0)	1908.5 (19185)	24.41	23.74	22.67
		1880 (18900)	24.48	23.74	22.53
		1851.5 (18615)	24.45	23.64	22.57
	8RB-High (7)	1908.5 (19185)	23.51	22.53	21.49
		1880 (18900)	23.51	22.64	21.56
		1851.5 (18615)	23.56	22.54	21.60
	8RB-Middle (4)	1908.5 (19185)	23.46	22.55	21.61
		1880 (18900)	23.59	22.68	21.49
		1851.5 (18615)	23.65	22.66	21.63
	8RB-Low (0)	1908.5 (19185)	23.42	22.55	21.60
		1880 (18900)	23.52	22.59	21.63
		1851.5 (18615)	23.58	22.62	21.61
	15RB (0)	1908.5 (19185)	23.53	22.54	21.48
		1880 (18900)	23.50	22.54	21.37
		1851.5 (18615)	23.58	22.57	21.61

5MHz	1RB-High (24)	1907.5 (19175)	24.24	23.62	22.66	
		1880 (18900)	24.51	23.69	22.72	
		1852.5 (18625)	24.49	23.61	22.74	
	1RB-Middle (12)	1907.5 (19175)	24.23	23.27	22.47	
		1880 (18900)	24.43	23.47	22.63	
		1852.5 (18625)	24.37	23.72	22.63	
	1RB-Low (0)	1907.5 (19175)	24.43	23.68	22.63	
		1880 (18900)	24.57	23.53	22.66	
		1852.5 (18625)	24.53	23.74	22.62	
	12RB-High (13)	1907.5 (19175)	23.47	22.51	21.56	
		1880 (18900)	23.59	22.66	21.59	
		1852.5 (18625)	23.61	22.58	21.62	
	12RB-Middle (6)	1907.5 (19175)	23.58	22.51	21.48	
		1880 (18900)	23.63	22.61	21.59	
		1852.5 (18625)	23.72	22.63	21.54	
	12RB-Low (0)	1907.5 (19175)	23.51	22.47	21.47	
		1880 (18900)	23.57	22.38	21.64	
		1852.5 (18625)	23.56	22.59	21.62	
	25RB (0)	1907.5 (19175)	23.53	22.60	21.44	
		1880 (18900)	23.54	22.54	21.42	
		1852.5 (18625)	23.53	22.65	21.55	
	10MHz	1RB-High (49)	1905 (19150)	24.37	23.64	22.37
			1880 (18900)	24.50	23.71	22.44
			1855 (18650)	24.45	23.78	22.47
1RB-Middle (24)		1905 (19150)	24.25	23.51	22.59	
		1880 (18900)	24.66	23.62	22.76	
		1855 (18650)	24.40	23.74	22.77	
1RB-Low (0)		1905 (19150)	24.35	23.60	22.48	
		1880 (18900)	24.60	23.76	22.58	
		1855 (18650)	24.48	23.70	22.53	
25RB-High (25)		1905 (19150)	23.52	22.54	21.55	
		1880 (18900)	23.55	22.61	21.67	
		1855 (18650)	23.57	22.54	21.56	
25RB-Middle (12)		1905 (19150)	23.48	22.57	21.57	
		1880 (18900)	23.59	22.54	21.65	
		1855 (18650)	23.61	22.65	21.65	
25RB-Low (0)		1905 (19150)	23.46	22.56	21.53	
		1880 (18900)	23.54	22.65	21.43	
		1855 (18650)	23.62	22.60	21.68	
50RB (0)		1905 (19150)	23.54	22.60	21.54	
		1880 (18900)	23.54	22.50	21.59	
		1855 (18650)	23.53	22.53	21.63	

15MHz	1RB-High (74)	1902.5 (19125)	24.23	23.54	22.44	
		1880 (18900)	24.27	23.65	22.76	
		1857.5 (18675)	24.18	23.49	22.74	
	1RB-Middle (37)	1902.5 (19125)	24.25	23.71	22.54	
		1880 (18900)	24.28	23.68	22.58	
		1857.5 (18675)	24.29	23.58	22.35	
	1RB-Low (0)	1902.5 (19125)	24.37	23.47	22.53	
		1880 (18900)	24.29	23.71	22.52	
		1857.5 (18675)	24.30	23.73	22.60	
	36RB-High (38)	1902.5 (19125)	23.40	22.35	21.46	
		1880 (18900)	23.52	22.49	21.53	
		1857.5 (18675)	23.42	22.37	21.44	
	36RB-Middle (19)	1902.5 (19125)	23.36	22.39	21.39	
		1880 (18900)	23.43	22.41	21.43	
		1857.5 (18675)	23.46	22.44	21.53	
	36RB-Low (0)	1902.5 (19125)	23.40	22.42	21.47	
		1880 (18900)	23.35	22.42	21.40	
		1857.5 (18675)	23.38	22.48	21.47	
	75RB (0)	1902.5 (19125)	23.44	22.48	21.32	
		1880 (18900)	23.41	22.38	21.41	
		1857.5 (18675)	23.44	22.40	21.38	
	20MHz	1RB-High (99)	1900 (19100)	24.16	23.47	21.82
			1880 (18900)	24.22	23.55	22.28
			1860 (18700)	24.22	23.50	22.56
		1RB-Middle (50)	1900 (19100)	24.14	23.57	22.29
			1880 (18900)	24.22	23.53	22.17
			1860 (18700)	24.23	23.48	22.36
1RB-Low (0)		1900 (19100)	24.16	23.53	22.35	
		1880 (18900)	24.16	23.53	21.70	
		1860 (18700)	24.19	23.54	22.30	
50RB-High (50)		1900 (19100)	23.32	22.34	21.07	
		1880 (18900)	23.31	22.32	21.15	
		1860 (18700)	23.36	22.37	21.41	
50RB-Middle (25)		1900 (19100)	23.34	22.36	21.30	
		1880 (18900)	23.27	22.31	21.12	
		1860 (18700)	23.34	22.37	21.37	
50RB-Low (0)		1900 (19100)	23.34	22.37	21.28	
		1880 (18900)	23.34	22.31	21.02	
		1860 (18700)	23.30	22.34	21.30	
100RB (0)		1900 (19100)	23.38	22.33	21.15	
		1880 (18900)	23.30	22.33	20.95	
		1860 (18700)	23.35	22.40	21.31	

LTE Band2(ANT0 DSI 2)

1.4MHz	1RB-High (5)	1909.3 (19193)	23.07	23.05	22.11
		1880 (18900)	23.19	23.24	22.17
		1850.7 (18607)	23.23	23.33	22.06
	1RB-Middle (3)	1909.3 (19193)	23.12	23.26	22.01
		1880 (18900)	23.51	23.33	22.35
		1850.7 (18607)	23.42	23.31	22.28
	1RB-Low (0)	1909.3 (19193)	23.19	23.35	22.27
		1880 (18900)	23.29	23.39	22.22
		1850.7 (18607)	23.48	23.34	22.27
	3RB-High (3)	1909.3 (19193)	23.15	22.06	21.96
		1880 (18900)	23.25	21.91	22.03
		1850.7 (18607)	23.30	21.86	22.05
	3RB-Middle (1)	1909.3 (19193)	23.40	22.21	22.23
		1880 (18900)	23.24	22.18	22.24
		1850.7 (18607)	23.29	22.12	22.16
	3RB-Low (0)	1909.3 (19193)	23.19	22.01	22.18
		1880 (18900)	23.26	22.16	22.11
		1850.7 (18607)	23.31	22.22	22.15
	6RB (0)	1909.3 (19193)	23.30	22.20	21.01
		1880 (18900)	23.30	22.21	21.06
		1850.7 (18607)	23.35	22.13	21.06
3MHz	1RB-High (14)	1908.5 (19185)	23.23	23.33	22.17
		1880 (18900)	23.24	23.35	22.22
		1851.5 (18615)	23.29	23.42	22.29
	1RB-Middle (7)	1908.5 (19185)	23.29	23.42	22.58
		1880 (18900)	23.31	23.13	22.35
		1851.5 (18615)	23.23	23.40	22.28
	1RB-Low (0)	1908.5 (19185)	23.53	23.12	22.07
		1880 (18900)	23.42	23.16	21.97
		1851.5 (18615)	23.46	23.40	22.06
	8RB-High (7)	1908.5 (19185)	23.31	22.03	21.06
		1880 (18900)	23.42	22.16	21.13
		1851.5 (18615)	23.40	22.16	21.13
	8RB-Middle (4)	1908.5 (19185)	23.43	22.13	21.35
		1880 (18900)	23.41	22.20	21.17
		1851.5 (18615)	23.51	22.28	21.36
	8RB-Low (0)	1908.5 (19185)	23.51	22.27	21.18
		1880 (18900)	23.41	22.11	21.02
		1851.5 (18615)	23.63	22.33	21.36
	15RB (0)	1908.5 (19185)	23.40	22.21	21.13
		1880 (18900)	23.36	22.06	20.97
		1851.5 (18615)	23.36	22.03	21.12

5MHz	1RB-High (24)	1907.5 (19175)	23.25	23.40	22.02	
		1880 (18900)	23.30	23.12	22.20	
		1852.5 (18625)	23.29	23.12	22.33	
	1RB-Middle (12)	1907.5 (19175)	23.23	23.38	21.94	
		1880 (18900)	23.24	23.11	22.23	
		1852.5 (18625)	23.20	23.07	22.27	
	1RB-Low (0)	1907.5 (19175)	23.31	23.10	22.35	
		1880 (18900)	23.52	23.13	22.34	
		1852.5 (18625)	23.48	23.12	22.45	
	12RB-High (13)	1907.5 (19175)	23.30	22.13	21.06	
		1880 (18900)	23.40	22.06	21.17	
		1852.5 (18625)	23.35	21.91	21.12	
	12RB-Middle (6)	1907.5 (19175)	23.52	22.24	21.23	
		1880 (18900)	23.42	22.13	21.19	
		1852.5 (18625)	23.58	22.21	21.23	
	12RB-Low (0)	1907.5 (19175)	23.54	22.07	21.14	
		1880 (18900)	23.43	22.22	21.08	
		1852.5 (18625)	23.47	22.34	21.21	
	25RB (0)	1907.5 (19175)	23.51	22.06	21.13	
		1880 (18900)	23.42	22.10	21.18	
		1852.5 (18625)	23.58	22.13	21.23	
	10MHz	1RB-High (49)	1905 (19150)	23.18	23.45	22.31
			1880 (18900)	23.36	23.35	22.44
			1855 (18650)	23.30	23.01	22.06
1RB-Middle (24)		1905 (19150)	23.47	23.33	22.31	
		1880 (18900)	23.29	23.16	22.24	
		1855 (18650)	23.43	23.23	22.35	
1RB-Low (0)		1905 (19150)	23.52	23.01	22.21	
		1880 (18900)	23.46	23.24	22.23	
		1855 (18650)	23.50	23.23	22.44	
25RB-High (25)		1905 (19150)	23.43	22.34	21.19	
		1880 (18900)	23.43	22.07	21.14	
		1855 (18650)	23.43	22.16	21.24	
25RB-Middle (12)		1905 (19150)	23.58	22.06	21.18	
		1880 (18900)	23.32	22.10	21.22	
		1855 (18650)	23.03	22.40	21.13	
25RB-Low (0)		1905 (19150)	23.46	22.22	21.19	
		1880 (18900)	23.43	22.13	21.14	
		1855 (18650)	23.63	22.27	21.30	
50RB (0)		1905 (19150)	23.46	22.23	21.24	
		1880 (18900)	23.40	22.03	21.18	
		1855 (18650)	23.50	22.12	21.23	

15MHz	1RB-High (74)	1902.5 (19125)	23.09	23.12	22.13
		1880 (18900)	23.12	23.31	22.34
		1857.5 (18675)	23.24	23.28	22.20
	1RB-Middle (37)	1902.5 (19125)	23.06	23.39	22.13
		1880 (18900)	23.14	23.22	22.00
		1857.5 (18675)	23.04	23.12	22.20
	1RB-Low (0)	1902.5 (19125)	23.15	23.12	22.26
		1880 (18900)	23.20	23.29	22.40
		1857.5 (18675)	23.13	23.33	22.07
	36RB-High (38)	1902.5 (19125)	23.35	22.03	21.00
		1880 (18900)	23.23	21.95	20.94
		1857.5 (18675)	23.35	22.06	21.01
	36RB-Middle (19)	1902.5 (19125)	23.32	22.02	21.02
		1880 (18900)	23.20	21.89	20.96
		1857.5 (18675)	23.30	22.00	21.03
	36RB-Low (0)	1902.5 (19125)	23.26	22.06	21.06
		1880 (18900)	23.18	21.94	20.96
		1857.5 (18675)	23.29	21.95	21.02
	75RB (0)	1902.5 (19125)	23.35	22.06	20.97
		1880 (18900)	23.25	21.91	21.00
		1857.5 (18675)	23.31	22.00	20.97
20MHz	1RB-High (99)	1900 (19100)	23.22	23.39	21.84
		1880 (18900)	23.24	23.50	22.30
		1860 (18700)	23.20	23.38	22.38
	1RB-Middle (50)	1900 (19100)	23.13	23.49	22.26
		1880 (18900)	23.21	23.36	22.09
		1860 (18700)	23.11	23.48	22.44
	1RB-Low (0)	1900 (19100)	23.25	23.49	22.26
		1880 (18900)	23.11	23.69	22.37
		1860 (18700)	23.19	23.49	22.35
	50RB-High (50)	1900 (19100)	23.31	22.35	21.02
		1880 (18900)	23.28	22.28	21.15
		1860 (18700)	23.37	22.32	21.38
	50RB-Middle (25)	1900 (19100)	23.29	22.36	21.19
		1880 (18900)	23.20	22.27	21.07
		1860 (18700)	23.34	22.36	21.31
	50RB-Low (0)	1900 (19100)	23.34	22.37	21.20
		1880 (18900)	23.28	22.35	20.95
		1860 (18700)	23.15	22.17	21.22
	100RB (0)	1900 (19100)	23.24	22.31	21.09
		1880 (18900)	23.29	22.29	20.95
		1860 (18700)	23.32	22.31	21.25

LTE Band2(ANT0 DSI 7)

1.4MHz	1RB-High (5)	1909.3 (19193)	20.58	20.61	20.80
		1880 (18900)	20.68	20.79	20.85
		1850.7 (18607)	20.72	20.85	20.75
	1RB-Middle (3)	1909.3 (19193)	20.62	21.04	20.70
		1880 (18900)	20.97	20.85	21.02
		1850.7 (18607)	21.17	20.84	20.95
	1RB-Low (0)	1909.3 (19193)	20.68	20.87	20.94
		1880 (18900)	20.77	20.91	20.90
		1850.7 (18607)	20.95	20.86	21.13
	3RB-High (3)	1909.3 (19193)	20.66	20.62	20.67
		1880 (18900)	20.75	20.49	20.73
		1850.7 (18607)	20.78	20.44	20.80
	3RB-Middle (1)	1909.3 (19193)	20.87	20.75	20.83
		1880 (18900)	20.73	20.72	20.93
		1850.7 (18607)	20.77	20.67	20.84
	3RB-Low (0)	1909.3 (19193)	20.68	20.56	20.87
		1880 (18900)	20.76	20.70	20.80
		1850.7 (18607)	20.80	20.76	20.74
	6RB (0)	1909.3 (19193)	20.78	20.74	20.70
		1880 (18900)	20.78	20.75	20.74
		1850.7 (18607)	20.83	20.69	20.74
3MHz	1RB-High (14)	1908.5 (19185)	20.72	20.85	20.85
		1880 (18900)	20.73	20.89	20.90
		1851.5 (18615)	20.77	20.94	20.97
	1RB-Middle (7)	1908.5 (19185)	20.77	20.94	20.43
		1880 (18900)	20.80	20.98	21.01
		1851.5 (18615)	20.72	21.21	21.06
	1RB-Low (0)	1908.5 (19185)	21.00	20.97	21.07
		1880 (18900)	20.90	21.00	20.98
		1851.5 (18615)	20.92	21.21	21.06
	8RB-High (7)	1908.5 (19185)	20.80	20.59	20.74
		1880 (18900)	20.90	20.70	20.82
		1851.5 (18615)	20.87	20.70	20.82
	8RB-Middle (4)	1908.5 (19185)	20.91	20.69	21.01
		1880 (18900)	20.88	20.74	20.84
		1851.5 (18615)	20.97	20.81	21.02
	8RB-Low (0)	1908.5 (19185)	20.97	20.80	20.85
		1880 (18900)	20.88	20.66	20.72
		1851.5 (18615)	21.06	20.85	21.02
	15RB (0)	1908.5 (19185)	20.87	20.75	20.82
		1880 (18900)	20.85	20.60	20.68
		1851.5 (18615)	20.85	20.59	20.80

5MHz	1RB-High (24)	1907.5 (19175)	20.75	20.92	20.72	
		1880 (18900)	20.78	20.97	20.88	
		1852.5 (18625)	20.77	20.97	20.99	
	1RB-Middle (12)	1907.5 (19175)	20.72	21.19	20.64	
		1880 (18900)	20.73	20.96	20.99	
		1852.5 (18625)	20.71	20.94	20.94	
	1RB-Low (0)	1907.5 (19175)	20.80	20.95	21.15	
		1880 (18900)	20.99	20.98	21.01	
		1852.5 (18625)	20.95	20.97	21.10	
	12RB-High (13)	1907.5 (19175)	20.78	20.69	20.75	
		1880 (18900)	20.87	20.62	20.84	
		1852.5 (18625)	20.83	20.49	20.80	
	12RB-Middle (6)	1907.5 (19175)	20.99	20.79	20.90	
		1880 (18900)	20.90	20.69	20.87	
		1852.5 (18625)	21.04	20.75	20.90	
	12RB-Low (0)	1907.5 (19175)	21.01	20.64	20.83	
		1880 (18900)	20.91	20.76	20.78	
		1852.5 (18625)	20.94	20.86	20.88	
	25RB (0)	1907.5 (19175)	20.97	20.60	20.82	
		1880 (18900)	20.90	20.65	20.85	
		1852.5 (18625)	21.04	20.69	20.90	
	10MHz	1RB-High (49)	1905 (19150)	20.67	20.96	20.98
			1880 (18900)	20.85	20.87	21.08
			1855 (18650)	20.78	21.14	20.77
1RB-Middle (24)		1905 (19150)	20.94	21.00	20.98	
		1880 (18900)	20.77	21.06	20.93	
		1855 (18650)	20.91	20.87	21.02	
1RB-Low (0)		1905 (19150)	20.99	21.07	20.89	
		1880 (18900)	20.92	21.06	20.92	
		1855 (18650)	20.96	21.15	21.08	
25RB-High (25)		1905 (19150)	20.91	20.64	20.87	
		1880 (18900)	20.91	20.64	20.83	
		1855 (18650)	20.91	20.70	20.92	
25RB-Middle (12)		1905 (19150)	21.04	20.61	20.85	
		1880 (18900)	20.81	20.65	20.89	
		1855 (18650)	20.54	20.92	20.82	
25RB-Low (0)		1905 (19150)	20.92	20.76	20.87	
		1880 (18900)	20.91	20.69	20.83	
		1855 (18650)	21.06	20.80	20.97	
50RB (0)		1905 (19150)	20.92	20.77	20.92	
		1880 (18900)	20.87	20.59	20.85	
		1855 (18650)	20.96	20.67	20.90	

15MHz	1RB-High (74)	1902.5 (19125)	20.73	21.11	20.96	
		1880 (18900)	20.76	21.20	21.03	
		1857.5 (18675)	20.82	21.16	21.02	
	1RB-Middle (37)	1902.5 (19125)	20.73	21.01	20.84	
		1880 (18900)	20.71	20.99	21.03	
		1857.5 (18675)	20.67	20.96	20.96	
	1RB-Low (0)	1902.5 (19125)	20.74	21.24	21.02	
		1880 (18900)	20.76	21.13	20.96	
		1857.5 (18675)	20.84	21.04	20.99	
	36RB-High (38)	1902.5 (19125)	20.88	20.86	20.92	
		1880 (18900)	20.88	20.91	20.83	
		1857.5 (18675)	20.88	21.04	20.94	
	36RB-Middle (19)	1902.5 (19125)	20.88	20.90	20.93	
		1880 (18900)	20.89	20.88	20.75	
		1857.5 (18675)	20.86	20.88	20.90	
	36RB-Low (0)	1902.5 (19125)	20.88	20.97	20.89	
		1880 (18900)	20.86	20.88	20.93	
		1857.5 (18675)	20.97	20.88	20.86	
	75RB (0)	1902.5 (19125)	20.90	20.89	20.94	
		1880 (18900)	20.75	20.86	20.87	
		1857.5 (18675)	20.88	20.93	20.92	
	20MHz	1RB-High (99)	1900 (19100)	20.67	21.00	20.94
			1880 (18900)	20.62	20.98	20.68
			1860 (18700)	20.35	21.03	20.95
		1RB-Middle (50)	1900 (19100)	20.62	21.01	20.82
			1880 (18900)	20.61	21.20	20.88
			1860 (18700)	20.67	20.97	20.76
1RB-Low (0)		1900 (19100)	20.69	20.94	20.88	
		1880 (18900)	20.74	20.90	20.94	
		1860 (18700)	20.62	20.99	20.95	
50RB-High (50)		1900 (19100)	20.76	20.84	20.80	
		1880 (18900)	20.74	20.68	20.84	
		1860 (18700)	20.85	20.81	20.88	
50RB-Middle (25)		1900 (19100)	20.76	20.83	20.83	
		1880 (18900)	20.71	20.94	20.83	
		1860 (18700)	20.79	20.84	20.82	
50RB-Low (0)		1900 (19100)	20.81	20.81	20.85	
		1880 (18900)	20.75	20.94	20.82	
		1860 (18700)	20.66	20.81	20.81	
100RB (0)		1900 (19100)	20.87	20.86	20.83	
		1880 (18900)	20.83	20.67	20.75	
		1860 (18700)	20.81	20.84	20.89	

LTE Band2(ANT0 DSI 19)

1.4MHz	1RB-High (5)	1909.3 (19193)	21.09	21.12	21.31
		1880 (18900)	21.19	21.30	21.36
		1850.7 (18607)	21.23	21.36	21.26
	1RB-Middle (3)	1909.3 (19193)	21.13	21.56	21.21
		1880 (18900)	21.49	21.36	21.54
		1850.7 (18607)	21.69	21.35	21.47
	1RB-Low (0)	1909.3 (19193)	21.19	21.38	21.46
		1880 (18900)	21.28	21.43	21.42
		1850.7 (18607)	21.47	21.37	21.65
	3RB-High (3)	1909.3 (19193)	21.17	21.13	21.18
		1880 (18900)	21.26	21.00	21.24
		1850.7 (18607)	21.29	20.94	21.31
	3RB-Middle (1)	1909.3 (19193)	21.38	21.26	21.34
		1880 (18900)	21.24	21.23	21.45
		1850.7 (18607)	21.28	21.18	21.35
	3RB-Low (0)	1909.3 (19193)	21.19	21.07	21.38
		1880 (18900)	21.27	21.21	21.31
		1850.7 (18607)	21.31	21.27	21.25
	6RB (0)	1909.3 (19193)	21.29	21.25	21.21
		1880 (18900)	21.29	21.26	21.25
		1850.7 (18607)	21.34	21.20	21.25
3MHz	1RB-High (14)	1908.5 (19185)	21.23	21.36	21.36
		1880 (18900)	21.24	21.41	21.42
		1851.5 (18615)	21.28	21.46	21.49
	1RB-Middle (7)	1908.5 (19185)	21.28	21.46	20.93
		1880 (18900)	21.31	21.50	21.53
		1851.5 (18615)	21.23	21.73	21.58
	1RB-Low (0)	1908.5 (19185)	21.52	21.49	21.59
		1880 (18900)	21.42	21.52	21.50
		1851.5 (18615)	21.44	21.73	21.58
	8RB-High (7)	1908.5 (19185)	21.31	21.10	21.25
		1880 (18900)	21.42	21.21	21.33
		1851.5 (18615)	21.38	21.21	21.33
	8RB-Middle (4)	1908.5 (19185)	21.43	21.20	21.53
		1880 (18900)	21.40	21.25	21.35
		1851.5 (18615)	21.49	21.32	21.54
	8RB-Low (0)	1908.5 (19185)	21.49	21.31	21.36
		1880 (18900)	21.40	21.17	21.23
		1851.5 (18615)	21.58	21.36	21.54
	15RB (0)	1908.5 (19185)	21.38	21.26	21.33
		1880 (18900)	21.36	21.11	21.19
		1851.5 (18615)	21.36	21.10	21.31

5MHz	1RB-High (24)	1907.5 (19175)	21.26	21.44	21.23	
		1880 (18900)	21.29	21.49	21.40	
		1852.5 (18625)	21.28	21.49	21.51	
	1RB-Middle (12)	1907.5 (19175)	21.23	21.71	21.15	
		1880 (18900)	21.24	21.48	21.51	
		1852.5 (18625)	21.22	21.46	21.46	
	1RB-Low (0)	1907.5 (19175)	21.31	21.47	21.67	
		1880 (18900)	21.51	21.50	21.53	
		1852.5 (18625)	21.47	21.49	21.62	
	12RB-High (13)	1907.5 (19175)	21.29	21.20	21.26	
		1880 (18900)	21.38	21.13	21.35	
		1852.5 (18625)	21.34	21.00	21.31	
	12RB-Middle (6)	1907.5 (19175)	21.51	21.30	21.42	
		1880 (18900)	21.42	21.20	21.38	
		1852.5 (18625)	21.56	21.26	21.42	
	12RB-Low (0)	1907.5 (19175)	21.53	21.15	21.34	
		1880 (18900)	21.43	21.27	21.29	
		1852.5 (18625)	21.46	21.37	21.40	
	25RB (0)	1907.5 (19175)	21.49	21.11	21.33	
		1880 (18900)	21.42	21.16	21.36	
		1852.5 (18625)	21.56	21.20	21.42	
	10MHz	1RB-High (49)	1905 (19150)	21.18	21.48	21.50
			1880 (18900)	21.36	21.38	21.60
			1855 (18650)	21.29	21.66	21.28
1RB-Middle (24)		1905 (19150)	21.46	21.52	21.50	
		1880 (18900)	21.28	21.58	21.45	
		1855 (18650)	21.43	21.38	21.54	
1RB-Low (0)		1905 (19150)	21.51	21.59	21.41	
		1880 (18900)	21.44	21.58	21.44	
		1855 (18650)	21.48	21.67	21.60	
25RB-High (25)		1905 (19150)	21.43	21.15	21.38	
		1880 (18900)	21.43	21.15	21.34	
		1855 (18650)	21.43	21.21	21.44	
25RB-Middle (12)		1905 (19150)	21.56	21.12	21.36	
		1880 (18900)	21.32	21.16	21.41	
		1855 (18650)	21.05	21.44	21.33	
25RB-Low (0)		1905 (19150)	21.44	21.27	21.38	
		1880 (18900)	21.43	21.20	21.34	
		1855 (18650)	21.58	21.31	21.49	
50RB (0)		1905 (19150)	21.44	21.28	21.44	
		1880 (18900)	21.38	21.10	21.36	
		1855 (18650)	21.48	21.18	21.42	

15MHz	1RB-High (74)	1902.5 (19125)	21.24	21.63	21.48
		1880 (18900)	21.27	21.72	21.55
		1857.5 (18675)	21.33	21.68	21.54
	1RB-Middle (37)	1902.5 (19125)	21.24	21.53	21.35
		1880 (18900)	21.22	21.51	21.55
		1857.5 (18675)	21.18	21.48	21.48
	1RB-Low (0)	1902.5 (19125)	21.25	21.76	21.54
		1880 (18900)	21.27	21.65	21.48
		1857.5 (18675)	21.35	21.56	21.51
	36RB-High (38)	1902.5 (19125)	21.40	21.37	21.44
		1880 (18900)	21.40	21.43	21.34
		1857.5 (18675)	21.40	21.56	21.46
	36RB-Middle (19)	1902.5 (19125)	21.40	21.42	21.45
		1880 (18900)	21.41	21.40	21.26
		1857.5 (18675)	21.37	21.40	21.42
	36RB-Low (0)	1902.5 (19125)	21.40	21.49	21.41
		1880 (18900)	21.37	21.40	21.45
		1857.5 (18675)	21.49	21.40	21.37
	75RB (0)	1902.5 (19125)	21.42	21.41	21.46
		1880 (18900)	21.26	21.37	21.38
		1857.5 (18675)	21.40	21.45	21.44
20MHz	1RB-High (99)	1900 (19100)	21.18	21.58	21.31
		1880 (18900)	21.15	21.45	21.46
		1860 (18700)	21.10	21.67	21.58
	1RB-Middle (50)	1900 (19100)	21.12	21.37	21.41
		1880 (18900)	20.79	19.83	21.39
		1860 (18700)	21.20	21.65	21.32
	1RB-Low (0)	1900 (19100)	21.18	21.61	21.41
		1880 (18900)	21.09	21.76	21.41
		1860 (18700)	21.22	21.58	21.36
	50RB-High (50)	1900 (19100)	21.28	21.32	21.03
		1880 (18900)	20.11	21.26	21.28
		1860 (18700)	21.22	21.39	21.38
	50RB-Middle (25)	1900 (19100)	21.28	21.37	21.21
		1880 (18900)	19.84	21.28	20.89
		1860 (18700)	21.30	21.34	21.42
50RB-Low (0)	1900 (19100)	21.32	21.35	21.22	
	1880 (18900)	21.18	21.26	21.10	
	1860 (18700)	21.21	21.30	21.32	
100RB (0)	1900 (19100)	21.32	21.31	21.11	
	1880 (18900)	21.30	21.30	21.13	
	1860 (18700)	21.32	21.29	21.33	

LTE Band7(ANT0 DSI 0)

5MHz	1RB-High (24)	2567.5 (21425)	23.46	22.75	21.74	
		2535 (21100)	23.31	22.67	21.66	
		2502.5 (20775)	23.29	22.60	21.71	
	1RB-Middle (12)	2567.5 (21425)	23.40	22.56	21.63	
		2535 (21100)	23.20	22.71	21.42	
		2502.5 (20775)	23.14	22.66	21.54	
	1RB-Low (0)	2567.5 (21425)	23.46	22.70	21.66	
		2535 (21100)	23.24	22.63	21.69	
		2502.5 (20775)	23.32	22.71	21.63	
	12RB-High (13)	2567.5 (21425)	22.56	21.63	20.80	
		2535 (21100)	22.46	21.53	20.66	
		2502.5 (20775)	22.33	21.44	20.55	
	12RB-Middle (6)	2567.5 (21425)	22.56	21.60	20.67	
		2535 (21100)	22.50	21.41	20.58	
		2502.5 (20775)	22.44	21.32	20.61	
	12RB-Low (0)	2567.5 (21425)	22.49	21.51	20.67	
		2535 (21100)	22.28	21.20	20.52	
		2502.5 (20775)	22.29	21.29	20.49	
	25RB (0)	2567.5 (21425)	22.47	21.53	20.73	
		2535 (21100)	22.34	21.34	20.51	
		2502.5 (20775)	22.39	21.33	20.50	
	10MHz	1RB-High (49)	2565 (21400)	23.47	22.76	21.62
			2535 (21100)	23.41	22.74	21.65
			2505 (20800)	23.30	22.57	21.55
1RB-Middle (24)		2565 (21400)	23.52	22.68	21.68	
		2535 (21100)	23.34	22.42	21.61	
		2505 (20800)	23.26	22.44	21.62	
1RB-Low (0)		2565 (21400)	23.44	22.74	21.74	
		2535 (21100)	23.23	22.48	21.61	
		2505 (20800)	23.30	22.67	21.53	
25RB-High (25)		2565 (21400)	22.54	21.64	20.78	
		2535 (21100)	22.43	21.36	20.65	
		2505 (20800)	22.35	21.42	20.57	
25RB-Middle (12)		2565 (21400)	22.63	21.61	20.71	
		2535 (21100)	22.35	21.39	20.58	
		2505 (20800)	22.37	21.36	20.56	
25RB-Low (0)		2565 (21400)	22.58	21.61	20.74	
		2535 (21100)	22.34	21.34	20.60	
		2505 (20800)	22.34	21.40	20.64	
50RB (0)		2565 (21400)	22.62	21.60	20.78	
		2535 (21100)	22.25	21.33	20.57	
		2505 (20800)	22.36	21.43	20.56	

15MHz	1RB-High (74)	2562.5 (21375)	23.26	22.61	20.70	
		2535 (21100)	23.11	22.48	20.60	
		2507.5 (20825)	23.08	22.36	20.56	
	1RB-Middle (37)	2562.5 (21375)	23.13	22.49	20.64	
		2535 (21100)	23.00	22.39	20.53	
		2507.5 (20825)	22.97	22.22	20.35	
	1RB-Low (0)	2562.5 (21375)	23.19	22.59	20.80	
		2535 (21100)	23.03	22.29	20.62	
		2507.5 (20825)	23.11	22.25	20.51	
	36RB-High (38)	2562.5 (21375)	22.44	21.37	19.72	
		2535 (21100)	22.24	21.32	19.54	
		2507.5 (20825)	22.18	21.20	19.40	
	36RB-Middle (19)	2562.5 (21375)	22.39	21.40	19.61	
		2535 (21100)	22.21	21.21	19.40	
		2507.5 (20825)	22.20	21.22	19.37	
	36RB-Low (0)	2562.5 (21375)	22.42	21.42	19.57	
		2535 (21100)	22.15	21.13	19.42	
		2507.5 (20825)	22.20	21.17	19.45	
	75RB (0)	2562.5 (21375)	22.39	21.49	19.59	
		2535 (21100)	22.22	21.19	19.44	
		2507.5 (20825)	22.19	21.22	19.51	
	20MHz	1RB-High (99)	2560 (21350)	23.35	22.70	21.62
			2535 (21100)	23.31	22.61	21.39
			2510 (20850)	23.16	22.48	21.32
		1RB-Middle (50)	2560 (21350)	23.30	22.51	21.47
			2535 (21100)	23.21	22.51	21.46
			2510 (20850)	23.07	22.46	21.31
1RB-Low (0)		2560 (21350)	23.26	22.61	21.58	
		2535 (21100)	23.17	22.45	21.38	
		2510 (20850)	23.07	22.39	21.37	
50RB-High (50)		2560 (21350)	22.43	21.49	20.49	
		2535 (21100)	22.30	21.33	20.31	
		2510 (20850)	22.29	21.33	20.39	
50RB-Middle (25)		2560 (21350)	22.49	21.56	20.53	
		2535 (21100)	22.30	21.32	20.31	
		2510 (20850)	22.27	21.40	20.30	
50RB-Low (0)		2560 (21350)	22.46	21.52	20.51	
		2535 (21100)	22.18	21.29	20.23	
		2510 (20850)	22.26	21.33	20.28	
100RB (0)		2560 (21350)	22.54	21.52	20.52	
		2535 (21100)	22.25	21.30	20.28	
		2510 (20850)	22.25	21.30	20.31	

LTE Band12(ANT0 DSI 0)

1.4MHz	1RB-High (5)	715.3	24.27	23.51	22.51	
		707.5	24.27	23.66	22.53	
		699.7	24.33	23.58	22.53	
	1RB-Middle (3)	715.3	24.34	23.76	22.72	
		707.5	24.46	23.70	22.64	
		699.7	24.32	23.68	22.77	
	1RB-Low (0)	715.3	24.36	23.66	22.57	
		707.5	24.30	23.61	22.67	
		699.7	24.37	23.73	22.65	
	3RB-High (3)	715.3	24.39	23.36	22.46	
		707.5	24.32	23.43	22.52	
		699.7	24.33	23.45	22.51	
	3RB-Middle (1)	715.3	24.31	23.49	22.52	
		707.5	24.40	23.49	22.46	
		699.7	24.47	23.63	22.58	
	3RB-Low (0)	715.3	24.35	23.66	22.46	
		707.5	24.39	23.49	22.55	
		699.7	24.42	23.56	22.53	
	6RB (0)	715.3	23.41	22.41	21.47	
		707.5	23.43	22.46	21.48	
		699.7	23.47	22.57	21.53	
	3MHz	1RB-High (14)	714.5	24.30	23.72	22.54
			707.5	24.37	23.73	22.59
			700.5	24.35	23.54	22.58
		1RB-Middle (7)	714.5	24.35	23.97	22.51
			707.5	24.42	23.66	22.27
			700.5	24.38	23.69	22.59
1RB-Low (0)		714.5	24.50	23.80	22.71	
		707.5	24.56	23.67	22.60	
		700.5	24.52	23.81	22.66	
8RB-High (7)		714.5	23.52	22.57	21.54	
		707.5	23.52	22.59	21.57	
		700.5	23.52	22.61	21.58	
8RB-Middle (4)		714.5	23.62	22.57	21.65	
		707.5	23.57	22.64	21.71	
		700.5	23.51	22.65	21.65	
8RB-Low (0)		714.5	23.46	22.50	21.51	
		707.5	23.53	22.56	21.60	
		700.5	23.63	22.58	21.64	
15RB (0)		714.5	23.48	22.51	21.44	
		707.5	23.46	22.49	21.57	
		700.5	23.54	22.64	21.49	

5MHz	1RB-High (24)	713.5	24.30	23.65	22.62	
		707.5	24.46	23.74	22.63	
		701.5	24.36	23.83	22.76	
	1RB-Middle (12)	713.5	24.41	23.76	22.51	
		707.5	24.42	23.80	22.41	
		701.5	24.37	23.67	22.49	
	1RB-Low (0)	713.5	24.45	23.77	22.72	
		707.5	24.44	23.72	22.84	
		701.5	24.42	23.83	22.69	
	12RB-High (13)	713.5	23.49	22.54	21.55	
		707.5	23.50	22.56	21.59	
		701.5	23.50	22.56	21.59	
	12RB-Middle (6)	713.5	23.61	22.64	21.60	
		707.5	23.52	22.53	21.57	
		701.5	23.62	22.60	21.59	
	12RB-Low (0)	713.5	23.53	22.36	21.52	
		707.5	23.54	22.53	21.58	
		701.5	23.65	22.63	21.55	
	25RB (0)	713.5	23.44	22.47	21.33	
		707.5	23.49	22.55	21.50	
		701.5	23.56	22.66	21.65	
	10MHz	1RB-High (49)	711	24.39	23.73	22.61
			707.5	24.36	23.85	22.69
			704	24.45	23.79	22.34
1RB-Middle (24)		711	24.46	23.85	22.78	
		707.5	24.47	23.84	22.66	
		704	24.40	23.79	22.83	
1RB-Low (0)		711	24.62	23.79	22.84	
		707.5	24.38	23.94	22.81	
		704	24.64	24.00	22.75	
25RB-High (25)		711	23.42	22.61	21.62	
		707.5	23.54	22.63	21.67	
		704	23.57	22.61	21.71	
25RB-Middle (12)		711	23.54	22.58	21.71	
		707.5	23.56	22.61	21.67	
		704	23.65	22.72	21.83	
25RB-Low (0)		711	23.49	22.58	21.70	
		707.5	23.59	22.56	21.65	
		704	23.61	22.70	21.75	
50RB (0)		711	23.50	22.56	21.60	
		707.5	23.54	22.55	21.66	
		704	23.64	22.66	21.73	

LTE Band13(ANT0 DSI 0)

5MHz	1RB-High (24)	784.5 (23255)	23.90	23.29	22.19
		782 (23230)	23.84	23.29	22.29
		779.5 (23205)	23.78	23.18	21.98
	1RB-Middle (12)	784.5 (23255)	23.89	22.91	22.04
		782 (23230)	23.85	23.17	22.18
		779.5 (23205)	23.80	23.11	22.06
	1RB-Low (0)	784.5 (23255)	23.80	23.21	22.11
		782 (23230)	23.80	23.35	22.07
		779.5 (23205)	23.84	23.15	21.66
	12RB-High (13)	784.5 (23255)	22.98	22.00	21.00
		782 (23230)	22.98	21.98	21.04
		779.5 (23205)	22.96	22.02	21.04
	12RB-Middle (6)	784.5 (23255)	22.90	21.93	21.17
		782 (23230)	22.96	21.95	21.06
		779.5 (23205)	22.91	22.02	21.13
	12RB-Low (0)	784.5 (23255)	22.86	21.89	20.91
		782 (23230)	22.90	21.85	20.95
		779.5 (23205)	22.83	21.89	20.96
25RB (0)	784.5 (23255)	22.82	21.97	21.07	
	782 (23230)	22.86	21.95	20.93	
	779.5 (23205)	23.06	21.95	21.08	
10MHz	1RB-High (49)	782 (23230)	23.19	22.59	22.06
	1RB-Middle (24)	782 (23230)	23.26	22.55	22.21
	1RB-Low (0)	782 (23230)	23.25	22.74	21.74
	25RB-High (25)	782 (23230)	22.46	21.41	20.97
	25RB-Middle (12)	782 (23230)	22.47	21.48	21.04
	25RB-Low (0)	782 (23230)	22.49	21.51	21.06
	50RB (0)	782 (23230)	22.50	21.55	20.97

LTE Band25(ANT0 DSI 0)

1.4MHz	1RB-High (5)	1914.3 (26683)	24.12	23.53	22.55
		1882.5 (26365)	24.20	23.56	22.66
		1850.7 (26047)	24.26	23.47	22.64
	1RB-Middle (3)	1914.3 (26683)	24.37	23.51	22.47
		1882.5 (26365)	24.54	23.56	22.67
		1850.7 (26047)	24.58	23.75	22.66
	1RB-Low (0)	1914.3 (26683)	24.14	23.44	22.39
		1882.5 (26365)	24.18	23.68	22.56
		1850.7 (26047)	24.32	23.55	22.70
	3RB-High (3)	1914.3 (26683)	24.15	23.25	22.33
		1882.5 (26365)	24.33	23.38	22.41
		1850.7 (26047)	24.30	23.25	22.50
	3RB-Middle (1)	1914.3 (26683)	24.16	23.38	22.50
		1882.5 (26365)	24.37	23.32	22.67
		1850.7 (26047)	24.28	23.48	22.59
	3RB-Low (0)	1914.3 (26683)	24.25	23.25	22.44
		1882.5 (26365)	24.28	23.42	22.49
		1850.7 (26047)	24.27	23.40	22.47
	6RB (0)	1914.3 (26683)	23.17	22.33	21.26
		1882.5 (26365)	23.39	22.39	21.44
		1850.7 (26047)	23.29	22.37	21.65
3MHz	1RB-High (14)	1913.5 (26675)	24.29	23.45	22.50
		1882.5 (26365)	24.37	23.65	22.74
		1851.5 (26055)	24.38	23.66	22.74
	1RB-Middle (7)	1913.5 (26675)	24.17	23.57	22.32
		1882.5 (26365)	24.26	23.68	22.52
		1851.5 (26055)	24.24	23.65	22.57
	1RB-Low (0)	1913.5 (26675)	24.27	23.67	22.66
		1882.5 (26365)	24.46	23.53	22.67
		1851.5 (26055)	24.46	23.78	22.60
	8RB-High (7)	1913.5 (26675)	23.35	22.39	21.44
		1882.5 (26365)	23.44	22.53	21.67
		1851.5 (26055)	23.41	22.35	21.52
	8RB-Middle (4)	1913.5 (26675)	23.30	22.42	21.50
		1882.5 (26365)	23.35	22.56	21.56
		1851.5 (26055)	23.36	22.52	21.68
	8RB-Low (0)	1913.5 (26675)	23.33	22.36	21.41
		1882.5 (26365)	23.38	22.45	21.47
		1851.5 (26055)	23.41	22.49	21.58
	15RB (0)	1913.5 (26675)	23.24	22.39	21.46
		1882.5 (26365)	23.34	22.41	21.48
		1851.5 (26055)	23.44	22.60	21.48

5MHz	1RB-High (24)	1912.5 (26665)	24.24	23.48	22.47
		1882.5 (26365)	24.48	23.75	21.67
		1852.5 (26065)	24.30	23.60	21.74
	1RB-Middle (12)	1912.5 (26665)	24.18	23.68	22.51
		1882.5 (26365)	24.34	23.74	21.65
		1852.5 (26065)	24.28	23.63	21.70
	1RB-Low (0)	1912.5 (26665)	24.17	23.53	22.60
		1882.5 (26365)	24.45	23.60	21.75
		1852.5 (26065)	24.41	23.73	21.68
	12RB-High (13)	1912.5 (26665)	23.31	22.37	20.02
		1882.5 (26365)	23.52	22.44	20.53
		1852.5 (26065)	23.45	22.42	20.55
	12RB-Middle (6)	1912.5 (26665)	23.33	22.37	20.30
		1882.5 (26365)	23.42	22.41	20.54
		1852.5 (26065)	23.53	22.42	20.61
	12RB-Low (0)	1912.5 (26665)	23.38	22.43	20.48
		1882.5 (26365)	23.36	22.45	20.54
		1852.5 (26065)	23.45	22.48	20.58
	25RB (0)	1912.5 (26665)	23.34	22.42	20.11
		1882.5 (26365)	23.41	22.41	20.44
		1852.5 (26065)	23.43	22.44	20.48
10MHz	1RB-High (49)	1910 (26640)	24.26	23.20	22.44
		1882.5 (26365)	24.35	23.66	22.62
		1855 (26090)	24.33	23.70	22.60
	1RB-Middle (24)	1910 (26640)	24.15	23.41	22.55
		1882.5 (26365)	24.35	23.42	22.60
		1855 (26090)	24.32	23.62	22.64
	1RB-Low (0)	1910 (26640)	24.33	23.63	22.64
		1882.5 (26365)	24.37	23.76	22.48
		1855 (26090)	24.32	23.63	22.64
	25RB-High (25)	1910 (26640)	23.36	22.41	21.50
		1882.5 (26365)	23.44	22.44	21.50
		1855 (26090)	23.49	22.43	21.48
	25RB-Middle (12)	1910 (26640)	23.46	22.42	21.51
		1882.5 (26365)	23.43	22.53	21.51
		1855 (26090)	23.45	22.43	21.53
	25RB-Low (0)	1910 (26640)	23.35	22.53	21.44
		1882.5 (26365)	23.43	22.46	21.49
		1855 (26090)	23.50	22.48	21.57
	50RB (0)	1910 (26640)	23.38	22.43	21.50
		1882.5 (26365)	23.41	22.32	21.61
		1855 (26090)	23.50	22.49	21.59

15MHz	1RB-High (74)	1907.5 (26615)	24.07	23.33	22.44
		1882.5 (26365)	24.15	23.51	22.44
		1857.5 (26115)	24.18	23.51	22.48
	1RB-Middle (37)	1907.5 (26615)	24.14	23.52	22.43
		1882.5 (26365)	24.15	23.56	22.56
		1857.5 (26115)	24.09	23.34	22.42
	1RB-Low (0)	1907.5 (26615)	24.09	23.49	22.50
		1882.5 (26365)	24.24	23.53	22.47
		1857.5 (26115)	24.27	23.62	22.49
	36RB-High (38)	1907.5 (26615)	23.26	22.34	21.40
		1882.5 (26365)	23.27	22.32	21.43
		1857.5 (26115)	23.32	22.29	21.47
	36RB-Middle (19)	1907.5 (26615)	23.36	22.32	21.40
		1882.5 (26365)	23.23	22.27	21.42
		1857.5 (26115)	23.37	22.35	21.43
	36RB-Low (0)	1907.5 (26615)	23.31	22.29	21.45
		1882.5 (26365)	23.27	22.27	21.42
		1857.5 (26115)	23.30	22.29	21.30
	75RB (0)	1907.5 (26615)	23.27	22.23	21.40
		1882.5 (26365)	23.20	22.30	21.40
		1857.5 (26115)	23.34	22.33	21.42
20MHz	1RB-High (99)	1905 (26590)	24.21	23.42	21.62
		1882.5 (26365)	24.20	23.56	22.50
		1860 (26140)	24.17	23.63	22.47
	1RB-Middle (50)	1905 (26590)	24.25	23.50	22.48
		1882.5 (26365)	24.28	23.74	22.43
		1860 (26140)	24.22	23.58	22.43
	1RB-Low (0)	1905 (26590)	24.33	23.61	22.61
		1882.5 (26365)	24.31	23.73	22.14
		1860 (26140)	24.36	23.48	22.47
	50RB-High (50)	1905 (26590)	23.39	22.44	21.41
		1882.5 (26365)	23.36	22.29	21.43
		1860 (26140)	23.37	22.36	21.45
	50RB-Middle (25)	1905 (26590)	23.42	22.35	21.48
		1882.5 (26365)	23.38	22.38	21.45
		1860 (26140)	23.40	22.50	21.49
	50RB-Low (0)	1905 (26590)	23.43	22.43	21.46
		1882.5 (26365)	23.38	22.41	21.35
		1860 (26140)	23.33	22.28	21.37
	100RB (0)	1905 (26590)	23.38	22.45	21.47
		1882.5 (26365)	23.36	22.33	21.36
		1860 (26140)	23.38	22.38	21.38

LTE Band25(ANT0 DSI 7)

1.4MHz	1RB-High (5)	1914.3 (26683)	21.17	21.62	21.48
		1882.5 (26365)	21.36	21.64	21.61
		1850.7 (26047)	21.34	21.62	21.64
	1RB-Middle (3)	1914.3 (26683)	21.33	21.66	21.38
		1882.5 (26365)	21.36	21.75	21.75
		1850.7 (26047)	21.61	20.69	21.76
	1RB-Low (0)	1914.3 (26683)	21.12	21.48	21.60
		1882.5 (26365)	21.37	21.65	21.70
		1850.7 (26047)	21.29	20.79	21.64
	3RB-High (3)	1914.3 (26683)	21.17	21.16	21.25
		1882.5 (26365)	21.45	21.56	21.45
		1850.7 (26047)	21.36	21.35	21.44
	3RB-Middle (1)	1914.3 (26683)	21.28	21.28	21.40
		1882.5 (26365)	21.33	21.52	21.66
		1850.7 (26047)	21.25	21.48	21.53
	3RB-Low (0)	1914.3 (26683)	21.30	21.32	21.41
		1882.5 (26365)	21.44	21.38	21.52
		1850.7 (26047)	21.34	21.61	21.45
6RB (0)	1914.3 (26683)	21.30	21.44	21.34	
	1882.5 (26365)	21.53	21.48	21.35	
	1850.7 (26047)	21.51	21.58	21.43	
3MHz	1RB-High (14)	1913.5 (26675)	21.40	21.75	21.57
		1882.5 (26365)	21.59	21.53	21.58
		1851.5 (26055)	21.56	21.64	21.67
	1RB-Middle (7)	1913.5 (26675)	21.38	21.64	21.44
		1882.5 (26365)	21.45	21.52	21.33
		1851.5 (26055)	21.42	21.65	21.67
	1RB-Low (0)	1913.5 (26675)	21.44	21.77	21.56
		1882.5 (26365)	21.56	21.54	21.70
		1851.5 (26055)	21.53	21.53	21.68
	8RB-High (7)	1913.5 (26675)	21.48	21.49	21.52
		1882.5 (26365)	21.56	21.59	21.73
		1851.5 (26055)	21.52	21.64	21.74
	8RB-Middle (4)	1913.5 (26675)	21.50	21.48	21.42
		1882.5 (26365)	21.58	21.61	21.58
		1851.5 (26055)	21.53	21.62	21.59
	8RB-Low (0)	1913.5 (26675)	21.45	21.42	21.54
		1882.5 (26365)	21.43	21.58	21.52
		1851.5 (26055)	21.42	21.69	21.61
15RB (0)	1913.5 (26675)	21.44	21.50	21.46	
	1882.5 (26365)	21.56	21.41	21.25	
	1851.5 (26055)	21.64	21.68	21.49	

5MHz	1RB-High (24)	1912.5 (26665)	21.32	21.70	21.52	
		1882.5 (26365)	21.53	21.64	21.74	
		1852.5 (26065)	21.50	21.78	21.69	
	1RB-Middle (12)	1912.5 (26665)	21.38	21.58	21.53	
		1882.5 (26365)	21.37	21.61	21.62	
		1852.5 (26065)	21.34	20.66	21.54	
	1RB-Low (0)	1912.5 (26665)	21.43	21.69	21.51	
		1882.5 (26365)	21.53	21.62	21.61	
		1852.5 (26065)	21.54	20.77	21.40	
	12RB-High (13)	1912.5 (26665)	21.51	21.43	21.51	
		1882.5 (26365)	21.66	21.66	21.62	
		1852.5 (26065)	21.34	21.59	21.60	
	12RB-Middle (6)	1912.5 (26665)	21.49	21.49	21.46	
		1882.5 (26365)	21.58	21.52	21.45	
		1852.5 (26065)	21.67	21.60	21.60	
	12RB-Low (0)	1912.5 (26665)	21.46	21.50	21.56	
		1882.5 (26365)	21.50	21.53	21.48	
		1852.5 (26065)	21.54	21.71	21.51	
	25RB (0)	1912.5 (26665)	21.40	21.46	21.37	
		1882.5 (26365)	21.52	21.43	21.50	
		1852.5 (26065)	21.54	21.54	21.46	
	10MHz	1RB-High (49)	1910 (26640)	21.35	21.69	21.62
			1882.5 (26365)	21.35	21.53	21.69
			1855 (26090)	21.45	21.74	21.74
1RB-Middle (24)		1910 (26640)	21.40	21.62	21.53	
		1882.5 (26365)	21.51	21.74	21.56	
		1855 (26090)	21.46	21.55	21.68	
1RB-Low (0)		1910 (26640)	21.35	21.71	21.66	
		1882.5 (26365)	21.59	21.79	21.60	
		1855 (26090)	21.50	21.61	21.52	
25RB-High (25)		1910 (26640)	21.48	21.59	21.41	
		1882.5 (26365)	21.56	21.61	21.53	
		1855 (26090)	21.57	20.71	21.69	
25RB-Middle (12)		1910 (26640)	21.60	21.61	21.51	
		1882.5 (26365)	21.51	21.62	21.60	
		1855 (26090)	20.22	21.61	21.64	
25RB-Low (0)		1910 (26640)	21.50	21.62	21.52	
		1882.5 (26365)	21.62	21.50	21.61	
		1855 (26090)	21.62	21.58	21.48	
50RB (0)		1910 (26640)	21.62	21.58	21.52	
		1882.5 (26365)	21.56	21.44	21.50	
		1855 (26090)	21.60	21.69	21.62	

15MHz	1RB-High (74)	1907.5 (26615)	21.15	21.46	21.30
		1882.5 (26365)	21.27	21.64	21.62
		1857.5 (26115)	21.32	21.67	21.57
	1RB-Middle (37)	1907.5 (26615)	21.26	21.56	21.41
		1882.5 (26365)	21.35	21.61	21.49
		1857.5 (26115)	21.20	21.76	21.38
	1RB-Low (0)	1907.5 (26615)	21.27	21.64	21.62
		1882.5 (26365)	21.27	21.76	21.50
		1857.5 (26115)	21.37	20.75	21.58
	36RB-High (38)	1907.5 (26615)	21.42	21.44	21.13
		1882.5 (26365)	21.45	21.49	21.32
		1857.5 (26115)	21.49	21.40	21.50
	36RB-Middle (19)	1907.5 (26615)	21.46	21.38	21.40
		1882.5 (26365)	21.44	21.40	21.41
		1857.5 (26115)	21.44	21.46	21.45
	36RB-Low (0)	1907.5 (26615)	21.41	21.38	21.44
		1882.5 (26365)	21.37	21.30	21.36
		1857.5 (26115)	21.37	21.36	21.43
	75RB (0)	1907.5 (26615)	21.38	21.41	21.51
		1882.5 (26365)	21.38	21.43	21.43
		1857.5 (26115)	21.40	21.35	21.52
20MHz	1RB-High (99)	1905 (26590)	21.10	21.57	21.17
		1882.5 (26365)	21.21	21.63	21.28
		1860 (26140)	21.27	21.50	21.39
	1RB-Middle (50)	1905 (26590)	21.15	21.52	21.45
		1882.5 (26365)	21.20	21.57	21.50
		1860 (26140)	21.19	21.42	21.42
	1RB-Low (0)	1905 (26590)	21.22	21.63	21.50
		1882.5 (26365)	21.22	21.53	21.45
		1860 (26140)	21.24	21.53	21.45
	50RB-High (50)	1905 (26590)	21.36	21.39	21.34
		1882.5 (26365)	21.43	21.37	21.35
		1860 (26140)	21.47	21.30	21.41
	50RB-Middle (25)	1905 (26590)	21.42	21.43	21.44
		1882.5 (26365)	21.39	21.34	21.32
		1860 (26140)	21.21	21.47	21.46
	50RB-Low (0)	1905 (26590)	21.37	21.42	21.45
		1882.5 (26365)	21.35	21.37	21.33
		1860 (26140)	21.40	21.43	21.36
	100RB (0)	1905 (26590)	21.35	21.35	21.38
		1882.5 (26365)	21.44	21.29	21.23
		1860 (26140)	21.40	21.36	21.36

LTE Band25(ANT0 DSI 19)

1.4MHz	1RB-High (5)	1914.3 (26683)	20.66	21.10	20.96
		1882.5 (26365)	20.84	21.12	21.09
		1850.7 (26047)	20.82	21.10	21.12
	1RB-Middle (3)	1914.3 (26683)	20.81	21.14	20.86
		1882.5 (26365)	20.84	21.22	21.22
		1850.7 (26047)	21.09	20.19	21.23
	1RB-Low (0)	1914.3 (26683)	20.61	20.96	21.08
		1882.5 (26365)	20.85	21.13	21.18
		1850.7 (26047)	20.78	20.29	21.12
	3RB-High (3)	1914.3 (26683)	20.66	20.65	20.74
		1882.5 (26365)	20.93	21.04	20.93
		1850.7 (26047)	20.84	20.83	20.92
	3RB-Middle (1)	1914.3 (26683)	20.77	20.77	20.88
		1882.5 (26365)	20.81	21.00	21.14
		1850.7 (26047)	20.74	20.96	21.01
	3RB-Low (0)	1914.3 (26683)	20.79	20.80	20.89
		1882.5 (26365)	20.92	20.86	21.00
		1850.7 (26047)	20.82	21.09	20.93
	6RB (0)	1914.3 (26683)	20.79	20.92	20.82
		1882.5 (26365)	21.01	20.96	20.83
		1850.7 (26047)	20.99	21.06	20.91
3MHz	1RB-High (14)	1913.5 (26675)	20.88	21.22	21.05
		1882.5 (26365)	21.07	21.01	21.06
		1851.5 (26055)	21.04	21.12	21.15
	1RB-Middle (7)	1913.5 (26675)	20.86	21.12	20.92
		1882.5 (26365)	20.93	21.28	20.81
		1851.5 (26055)	20.90	21.13	21.28
	1RB-Low (0)	1913.5 (26675)	20.92	21.24	21.04
		1882.5 (26365)	21.04	21.02	21.18
		1851.5 (26055)	21.01	21.01	21.16
	8RB-High (7)	1913.5 (26675)	20.96	20.97	21.00
		1882.5 (26365)	21.04	21.07	21.21
		1851.5 (26055)	21.00	21.12	21.21
	8RB-Middle (4)	1913.5 (26675)	20.98	20.96	20.90
		1882.5 (26365)	21.06	21.09	21.06
		1851.5 (26055)	21.01	21.10	21.07
	8RB-Low (0)	1913.5 (26675)	20.93	20.90	21.02
		1882.5 (26365)	20.91	21.06	21.00
		1851.5 (26055)	20.90	21.17	21.09
	15RB (0)	1913.5 (26675)	20.92	20.98	20.94
		1882.5 (26365)	21.04	20.89	20.74
		1851.5 (26055)	21.12	21.16	20.97

5MHz	1RB-High (24)	1912.5 (26665)	20.80	21.18	21.00	
		1882.5 (26365)	21.01	21.12	21.21	
		1852.5 (26065)	20.98	21.25	21.17	
	1RB-Middle (12)	1912.5 (26665)	20.86	21.06	21.01	
		1882.5 (26365)	20.85	21.09	21.10	
		1852.5 (26065)	20.82	20.16	21.02	
	1RB-Low (0)	1912.5 (26665)	20.91	21.17	20.99	
		1882.5 (26365)	21.01	21.10	21.28	
		1852.5 (26065)	21.02	20.27	20.88	
	12RB-High (13)	1912.5 (26665)	20.99	20.91	20.99	
		1882.5 (26365)	21.14	21.14	21.10	
		1852.5 (26065)	20.82	21.07	21.08	
	12RB-Middle (6)	1912.5 (26665)	20.97	20.97	20.94	
		1882.5 (26365)	21.06	21.00	20.93	
		1852.5 (26065)	21.15	21.08	21.08	
	12RB-Low (0)	1912.5 (26665)	20.94	20.98	21.04	
		1882.5 (26365)	20.98	21.01	20.96	
		1852.5 (26065)	21.02	21.19	20.99	
	25RB (0)	1912.5 (26665)	20.88	20.94	20.85	
		1882.5 (26365)	21.00	20.91	20.98	
		1852.5 (26065)	21.02	21.02	20.94	
	10MHz	1RB-High (49)	1910 (26640)	20.83	21.17	21.10
			1882.5 (26365)	20.83	21.01	21.17
			1855 (26090)	20.93	21.21	21.21
1RB-Middle (24)		1910 (26640)	20.88	21.10	21.01	
		1882.5 (26365)	20.99	21.21	21.04	
		1855 (26090)	20.94	21.03	21.16	
1RB-Low (0)		1910 (26640)	20.83	21.19	21.14	
		1882.5 (26365)	21.07	21.26	21.08	
		1855 (26090)	20.98	21.09	21.00	
25RB-High (25)		1910 (26640)	20.96	21.07	20.89	
		1882.5 (26365)	21.04	21.09	21.01	
		1855 (26090)	21.05	20.21	21.17	
25RB-Middle (12)		1910 (26640)	21.08	21.09	20.99	
		1882.5 (26365)	20.99	21.10	21.08	
		1855 (26090)	19.73	21.09	21.12	
25RB-Low (0)		1910 (26640)	20.98	21.10	21.00	
		1882.5 (26365)	21.10	20.98	21.09	
		1855 (26090)	21.10	21.06	20.96	
50RB (0)		1910 (26640)	21.10	21.06	21.00	
		1882.5 (26365)	21.04	20.92	20.98	
		1855 (26090)	21.08	21.17	21.10	

15MHz	1RB-High (74)	1907.5 (26615)	20.64	20.94	20.79
		1882.5 (26365)	20.76	21.12	21.10
		1857.5 (26115)	20.80	21.15	21.05
	1RB-Middle (37)	1907.5 (26615)	20.75	21.04	20.89
		1882.5 (26365)	20.83	21.09	20.97
		1857.5 (26115)	20.69	21.23	20.86
	1RB-Low (0)	1907.5 (26615)	20.76	21.12	21.10
		1882.5 (26365)	20.76	21.23	20.98
		1857.5 (26115)	20.85	20.25	21.06
	36RB-High (38)	1907.5 (26615)	20.90	20.92	20.62
		1882.5 (26365)	20.93	20.97	20.80
		1857.5 (26115)	20.97	20.88	20.98
	36RB-Middle (19)	1907.5 (26615)	20.94	20.86	20.88
		1882.5 (26365)	20.92	20.88	20.89
		1857.5 (26115)	20.92	20.94	20.93
	36RB-Low (0)	1907.5 (26615)	20.89	20.86	20.92
		1882.5 (26365)	20.85	20.79	20.84
		1857.5 (26115)	20.85	20.84	20.91
	75RB (0)	1907.5 (26615)	20.86	20.89	20.99
		1882.5 (26365)	20.86	20.91	20.91
		1857.5 (26115)	20.88	20.83	21.00
20MHz	1RB-High (99)	1905 (26590)	20.59	20.99	20.92
		1882.5 (26365)	20.66	21.02	20.66
		1860 (26140)	20.17	20.33	21.07
	1RB-Middle (50)	1905 (26590)	20.66	21.07	20.88
		1882.5 (26365)	20.73	21.19	20.90
		1860 (26140)	20.69	20.09	20.85
	1RB-Low (0)	1905 (26590)	20.70	21.16	20.96
		1882.5 (26365)	20.74	21.24	20.98
		1860 (26140)	20.45	21.01	20.91
	50RB-High (50)	1905 (26590)	20.81	20.80	20.84
		1882.5 (26365)	20.82	20.87	20.93
		1860 (26140)	20.89	20.95	20.13
	50RB-Middle (25)	1905 (26590)	20.85	20.89	20.86
		1882.5 (26365)	20.79	20.87	20.88
		1860 (26140)	20.84	20.90	20.95
	50RB-Low (0)	1905 (26590)	20.90	20.89	20.87
		1882.5 (26365)	20.82	20.77	20.43
		1860 (26140)	20.75	20.91	20.87
	100RB (0)	1905 (26590)	20.83	20.92	20.83
		1882.5 (26365)	20.81	20.86	19.88
		1860 (26140)	20.81	20.88	20.86

LTE Band26(ANT0 DSI 0)

1.4MHz	1RB-High (5)	848.3 (27033)	24.33	23.66	22.81
		831.5 (26865)	24.46	23.79	22.77
		814.7 (26697)	24.56	23.86	22.99
	1RB-Middle (3)	848.3 (27033)	24.52	23.79	22.87
		831.5 (26865)	24.61	23.90	22.95
		814.7 (26697)	24.53	23.82	22.91
	1RB-Low (0)	848.3 (27033)	24.42	23.68	22.73
		831.5 (26865)	24.47	23.83	22.94
		814.7 (26697)	24.58	23.92	22.83
	3RB-High (3)	848.3 (27033)	24.47	23.46	22.61
		831.5 (26865)	24.58	23.60	22.69
		814.7 (26697)	24.51	23.64	22.65
	3RB-Middle (1)	848.3 (27033)	24.51	23.59	22.70
		831.5 (26865)	24.48	23.61	22.73
		814.7 (26697)	24.66	23.73	22.88
	3RB-Low (0)	848.3 (27033)	24.43	23.53	22.74
		831.5 (26865)	24.51	23.66	22.88
		814.7 (26697)	24.60	23.70	22.80
	6RB (0)	848.3 (27033)	23.53	22.59	21.58
		831.5 (26865)	23.21	22.48	21.63
		814.7 (26697)	23.68	22.78	21.74
3MHz	1RB-High (14)	847.5 (27025)	24.56	23.87	22.86
		831.5 (26865)	24.58	23.90	22.84
		815.5 (26705)	24.13	23.33	22.42
	1RB-Middle (7)	847.5 (27025)	24.51	23.65	22.48
		831.5 (26865)	24.57	23.68	22.87
		815.5 (26705)	24.02	23.45	22.04
	1RB-Low (0)	847.5 (27025)	24.63	23.89	22.76
		831.5 (26865)	24.56	23.99	22.84
		815.5 (26705)	24.21	23.35	22.32
	8RB-High (7)	847.5 (27025)	23.53	22.48	21.72
		831.5 (26865)	23.66	22.70	21.80
		815.5 (26705)	23.18	22.17	21.21
	8RB-Middle (4)	847.5 (27025)	23.65	22.75	21.64
		831.5 (26865)	23.72	22.83	21.78
		815.5 (26705)	23.14	22.28	21.42
	8RB-Low (0)	847.5 (27025)	23.60	22.65	21.82
		831.5 (26865)	23.54	22.65	21.75
		815.5 (26705)	23.10	22.16	21.28
	15RB (0)	847.5 (27025)	23.59	22.61	21.70
		831.5 (26865)	23.60	22.67	21.66
		815.5 (26705)	23.12	22.22	21.28

5MHz	1RB-High (24)	846.5 (27015)	24.50	23.65	22.79	
		831.5 (26865)	24.55	23.70	22.88	
		816.5 (26715)	24.52	23.77	22.98	
	1RB-Middle (12)	846.5 (27015)	24.42	23.91	22.77	
		831.5 (26865)	24.50	23.59	22.89	
		816.5 (26715)	24.62	23.96	22.78	
	1RB-Low (0)	846.5 (27015)	24.59	23.58	22.77	
		831.5 (26865)	24.63	23.74	22.94	
		816.5 (26715)	24.65	23.78	22.99	
	12RB-High (13)	846.5 (27015)	23.56	22.67	21.73	
		831.5 (26865)	23.65	22.51	21.76	
		816.5 (26715)	23.68	22.52	21.69	
	12RB-Middle (6)	846.5 (27015)	23.62	22.74	21.76	
		831.5 (26865)	23.64	22.67	21.73	
		816.5 (26715)	23.75	22.73	21.79	
	12RB-Low (0)	846.5 (27015)	23.63	22.70	21.81	
		831.5 (26865)	23.64	22.54	21.80	
		816.5 (26715)	23.78	22.75	21.81	
	25RB (0)	846.5 (27015)	23.61	22.68	21.70	
		831.5 (26865)	23.62	22.58	21.70	
		816.5 (26715)	23.71	22.81	21.89	
	10MHz	1RB-High (49)	844 (26990)	24.48	23.92	22.61
			831.5 (26865)	24.61	23.94	22.83
			820 (26750)	24.54	23.94	22.87
1RB-Middle (24)		844 (26990)	24.53	23.87	22.86	
		831.5 (26865)	24.54	23.76	22.83	
		820 (26750)	24.60	23.82	22.84	
1RB-Low (0)		844 (26990)	24.67	23.75	22.90	
		831.5 (26865)	24.53	23.88	22.91	
		820 (26750)	24.68	23.71	22.82	
25RB-High (25)		844 (26990)	23.65	22.75	21.75	
		831.5 (26865)	23.62	22.65	21.81	
		820 (26750)	23.66	22.53	21.63	
25RB-Middle (12)		844 (26990)	23.61	22.66	21.68	
		831.5 (26865)	23.65	22.69	21.79	
		820 (26750)	23.57	22.74	21.78	
25RB-Low (0)		844 (26990)	23.60	22.72	21.73	
		831.5 (26865)	23.63	22.71	21.68	
		820 (26750)	23.66	22.59	21.77	
50RB (0)		844 (26990)	23.60	22.68	21.75	
		831.5 (26865)	23.60	22.74	21.71	
		820 (26750)	23.69	22.77	21.75	

15MHz	1RB-High (74)	841.5 (26965)	23.74	23.22	22.43
		831.5 (26865)	23.83	23.16	22.50
		822.5 (26775)	23.74	23.34	22.64
	1RB-Middle (37)	841.5 (26965)	23.83	23.31	22.59
		831.5 (26865)	23.88	23.34	22.59
		822.5 (26775)	23.87	23.27	22.62
	1RB-Low (0)	841.5 (26965)	23.94	23.45	22.63
		831.5 (26865)	23.87	23.33	22.61
		822.5 (26775)	23.99	23.38	22.76
	36RB-High (38)	841.5 (26965)	22.99	21.99	21.38
		831.5 (26865)	23.00	22.00	21.47
		822.5 (26775)	22.97	22.03	21.48
	36RB-Middle (19)	841.5 (26965)	23.04	22.01	21.48
		831.5 (26865)	22.92	21.94	21.45
		822.5 (26775)	23.04	21.97	21.44
	36RB-Low (0)	841.5 (26965)	22.96	22.02	21.36
		831.5 (26865)	23.05	22.02	21.42
		822.5 (26775)	23.00	21.99	21.38
	75RB (0)	841.5 (26965)	22.94	21.93	21.43
		831.5 (26865)	22.95	21.93	21.40
		822.5 (26775)	23.11	22.05	21.49

LTE Band38(ANT0 DSI 0)

5MHz	1RB-High (24)	2617.5 (38225)	23.85	22.98	21.66	
		2595 (38000)	23.81	22.98	21.68	
		2572.5 (37775)	23.91	22.91	21.88	
	1RB-Middle (12)	2617.5 (38225)	23.86	22.95	21.71	
		2595 (38000)	23.83	22.93	21.67	
		2572.5 (37775)	23.84	22.92	21.79	
	1RB-Low (0)	2617.5 (38225)	23.87	22.97	21.68	
		2595 (38000)	23.94	23.00	21.72	
		2572.5 (37775)	23.96	22.86	21.95	
	12RB-High (13)	2617.5 (38225)	22.89	21.81	20.92	
		2595 (38000)	22.88	21.78	20.92	
		2572.5 (37775)	22.89	21.84	20.90	
	12RB-Middle (6)	2617.5 (38225)	22.93	21.87	20.92	
		2595 (38000)	22.89	21.85	20.95	
		2572.5 (37775)	22.90	21.86	20.94	
	12RB-Low (0)	2617.5 (38225)	22.89	21.84	20.90	
		2595 (38000)	22.93	21.82	20.86	
		2572.5 (37775)	22.90	21.88	20.90	
	25RB (0)	2617.5 (38225)	22.90	21.92	20.83	
		2595 (38000)	22.87	21.94	20.84	
		2572.5 (37775)	22.88	21.95	20.89	
	10MHz	1RB-High (49)	2615 (38200)	23.82	22.95	21.64
			2595 (38000)	23.75	22.89	21.69
			2575 (37800)	23.81	22.93	21.67
1RB-Middle (24)		2615 (38200)	23.84	22.90	21.72	
		2595 (38000)	23.73	22.93	21.62	
		2575 (37800)	23.82	22.92	21.70	
1RB-Low (0)		2615 (38200)	23.87	22.95	21.70	
		2595 (38000)	23.85	22.83	21.72	
		2575 (37800)	23.89	22.84	21.77	
25RB-High (25)		2615 (38200)	22.88	21.92	20.88	
		2595 (38000)	22.87	21.90	20.84	
		2575 (37800)	22.93	21.93	20.91	
25RB-Middle (12)		2615 (38200)	22.85	21.86	20.75	
		2595 (38000)	22.93	21.95	20.90	
		2575 (37800)	22.95	21.94	20.89	
25RB-Low (0)		2615 (38200)	22.84	21.85	20.80	
		2595 (38000)	22.94	21.91	20.88	
		2575 (37800)	22.95	21.97	20.89	
50RB (0)		2615 (38200)	22.80	21.85	20.77	
		2595 (38000)	22.93	21.92	20.87	
		2575 (37800)	22.95	21.96	20.95	

15MHz	1RB-High (74)	2612.5 (38175)	23.74	22.88	21.57	
		2595 (38000)	23.71	22.85	21.50	
		2577.5 (37825)	23.74	22.86	21.67	
	1RB-Middle (37)	2612.5 (38175)	23.71	22.82	21.67	
		2595 (38000)	23.71	22.86	21.58	
		2577.5 (37825)	23.73	22.85	21.77	
	1RB-Low (0)	2612.5 (38175)	23.74	22.81	21.60	
		2595 (38000)	23.75	22.88	21.69	
		2577.5 (37825)	23.79	22.96	21.75	
	36RB-High (38)	2612.5 (38175)	22.73	21.71	20.78	
		2595 (38000)	22.77	21.74	20.77	
		2577.5 (37825)	22.79	21.78	20.78	
	36RB-Middle (19)	2612.5 (38175)	22.83	21.82	20.79	
		2595 (38000)	22.80	21.81	20.82	
		2577.5 (37825)	22.85	21.82	20.86	
	36RB-Low (0)	2612.5 (38175)	22.71	21.71	20.73	
		2595 (38000)	22.70	21.72	20.74	
		2577.5 (37825)	22.84	21.79	20.84	
	75RB (0)	2612.5 (38175)	22.77	21.78	20.74	
		2595 (38000)	22.78	21.81	20.76	
		2577.5 (37825)	22.82	21.85	20.80	
	20MHz	1RB-High (99)	2610 (38150)	23.70	22.81	21.54
			2595 (38000)	23.66	22.78	21.45
			2580 (37850)	23.68	22.83	21.50
1RB-Middle (50)		2610 (38150)	23.72	22.82	21.67	
		2595 (38000)	23.72	22.79	21.50	
		2580 (37850)	23.74	22.88	21.72	
1RB-Low (0)		2610 (38150)	23.72	22.86	21.69	
		2595 (38000)	23.86	22.91	21.66	
		2580 (37850)	23.80	22.97	21.76	
50RB-High (50)		2610 (38150)	22.73	21.80	20.73	
		2595 (38000)	22.75	21.76	20.75	
		2580 (37850)	22.78	21.83	20.79	
50RB-Middle (25)		2610 (38150)	22.68	21.74	20.68	
		2595 (38000)	22.87	21.80	20.78	
		2580 (37850)	22.82	21.89	20.79	
50RB-Low (0)		2610 (38150)	22.69	21.75	20.72	
		2595 (38000)	22.72	21.79	20.74	
		2580 (37850)	22.85	21.86	20.80	
100RB (0)		2610 (38150)	22.70	21.70	20.75	
		2595 (38000)	22.77	21.82	20.83	
		2580 (37850)	22.79	21.85	20.87	

LTE Band41(ANT0 DSI 0)

5MHz	1RB-High (24)	2687.5 (41565)	26.57	25.77	24.39	
		2640.3(41093)	26.52	25.98	24.28	
		2593 (40620)	26.43	25.60	24.15	
		2545.8(40148)	26.43	25.77	24.03	
		2498.5 (39675)	25.98	25.46	23.61	
	1RB-Middle (12)	2687.5 (41565)	26.56	25.80	24.21	
		2640.3(41093)	26.43	25.94	24.07	
		2593 (40620)	26.28	25.53	24.01	
		2545.8(40148)	26.38	25.72	23.92	
		2498.5 (39675)	26.03	25.45	23.47	
	1RB-Low (0)	2687.5 (41565)	26.49	25.68	24.29	
		2640.3(41093)	26.45	25.90	24.18	
		2593 (40620)	26.32	25.53	24.12	
		2545.8(40148)	26.33	25.69	24.02	
		2498.5 (39675)	25.99	25.45	23.65	
	12RB-High (13)	2687.5 (41565)	25.59	24.55	23.15	
		2640.3(41093)	25.51	24.67	23.04	
		2593 (40620)	25.49	24.49	22.96	
		2545.8(40148)	25.41	24.44	22.96	
		2498.5 (39675)	25.04	24.23	22.56	
	12RB-Middle (6)	2687.5 (41565)	25.68	24.70	23.16	
		2640.3(41093)	25.67	24.73	23.11	
		2593 (40620)	25.51	24.56	23.01	
		2545.8(40148)	25.44	24.49	22.99	
		2498.5 (39675)	25.05	24.23	22.50	
	12RB-Low (0)	2687.5 (41565)	25.58	24.66	23.16	
		2640.3(41093)	25.57	24.66	23.10	
		2593 (40620)	25.51	24.52	23.02	
		2545.8(40148)	25.38	24.34	22.97	
		2498.5 (39675)	25.04	24.17	22.53	
	25RB (0)	2687.5 (41565)	25.61	24.62	23.06	
		2640.3(41093)	25.60	24.61	22.99	
		2593 (40620)	25.44	24.45	22.93	
		2545.8(40148)	25.42	24.40	22.93	
		2498.5 (39675)	25.02	24.11	22.48	
	10MHz	1RB-High (49)	2685 (41540)	26.46	25.94	24.23
			2639(41080)	26.63	25.93	24.14
			2593 (40620)	26.32	25.86	24.02
			2547(40160)	26.39	25.85	24.01
			2501 (39700)	26.09	25.54	23.62
1RB-Middle (24)		2685 (41540)	26.48	25.97	24.27	
		2639(41080)	26.34	25.89	24.14	
		2593 (40620)	26.53	25.52	24.09	
		2547(40160)	26.35	25.85	24.03	
		2501 (39700)	26.03	25.53	23.57	
1RB-Low (0)		2685 (41540)	26.53	25.87	24.29	
		2639(41080)	26.49	25.91	24.20	
		2593 (40620)	26.28	25.63	24.12	
		2547(40160)	26.38	25.84	24.12	
		2501 (39700)	25.96	25.48	23.61	
25RB-High (25)		2685 (41540)	25.69	24.64	23.14	
		2639(41080)	25.63	24.68	23.09	
		2593 (40620)	25.48	24.52	22.93	
		2547(40160)	24.82	24.44	22.99	
		2501 (39700)	25.12	24.14	22.47	
25RB-Middle (12)		2685 (41540)	25.61	24.59	23.07	
		2639(41080)	25.51	24.54	23.02	
		2593 (40620)	25.50	24.55	23.02	
		2547(40160)	25.44	24.44	22.97	
		2501 (39700)	25.07	24.07	22.49	
25RB-Low (0)		2685 (41540)	25.56	24.53	23.05	
		2639(41080)	25.52	24.54	22.95	
		2593 (40620)	25.39	24.42	22.87	
		2547(40160)	24.73	24.42	22.93	
		2501 (39700)	25.09	24.06	22.46	
50RB (0)		2685 (41540)	25.58	24.57	23.03	
		2639(41080)	25.50	24.58	22.98	
		2593 (40620)	25.49	24.50	22.97	
		2547(40160)	24.73	24.46	22.92	
		2501 (39700)	25.06	24.11	22.48	

15MHz	1RB-High (74)	2682.5 (41515)	26.40	25.86	24.15	
		2637.8(41068)	26.27	25.75	23.98	
		2593 (40620)	26.25	25.66	23.99	
		2548.3(40173)	26.18	25.70	23.85	
		2503.5 (39725)	25.81	25.25	23.37	
	1RB-Middle (37)	2682.5 (41515)	26.26	25.75	24.16	
		2637.8(41068)	26.24	25.69	23.98	
		2593 (40620)	26.17	25.57	24.00	
		2548.3(40173)	26.15	25.65	23.81	
		2503.5 (39725)	25.77	25.23	23.36	
	1RB-Low (0)	2682.5 (41515)	26.36	25.79	24.25	
		2637.8(41068)	26.31	25.78	24.10	
		2593 (40620)	26.26	25.59	24.02	
		2548.3(40173)	26.17	25.67	23.91	
		2503.5 (39725)	25.78	25.19	23.37	
	36RB-High (38)	2682.5 (41515)	25.47	24.49	23.03	
		2637.8(41068)	25.45	24.46	22.91	
		2593 (40620)	25.35	24.39	22.85	
		2548.3(40173)	25.30	24.35	22.86	
		2503.5 (39725)	25.00	24.00	22.38	
	36RB-Middle (19)	2682.5 (41515)	25.39	24.38	22.98	
		2637.8(41068)	25.44	24.47	22.92	
		2593 (40620)	25.35	24.37	22.87	
		2548.3(40173)	25.31	24.27	22.86	
		2503.5 (39725)	24.97	23.96	22.35	
	36RB-Low (0)	2682.5 (41515)	25.36	24.40	22.99	
		2637.8(41068)	25.36	24.40	22.90	
		2593 (40620)	25.27	24.30	22.82	
		2548.3(40173)	25.29	24.31	22.86	
		2503.5 (39725)	24.83	23.89	22.29	
	75RB (0)	2682.5 (41515)	25.41	24.42	22.97	
		2637.8(41068)	25.44	24.45	22.98	
		2593 (40620)	25.35	24.35	22.92	
		2548.3(40173)	25.28	24.32	22.93	
		2503.5 (39725)	24.98	23.99	22.40	
	20MHz	1RB-High (99)	2680 (41490)	26.57	25.84	24.12
			2636.5(41055)	26.52	25.59	23.93
			2593 (40620)	26.37	25.83	23.93
			2549.5(40185)	26.31	25.50	23.80
			2506 (39750)	26.03	25.09	23.40
		1RB-Middle (50)	2680 (41490)	26.49	25.80	24.08
			2636.5(41055)	26.41	25.54	23.90
			2593 (40620)	26.28	25.72	23.87
			2549.5(40185)	26.26	25.46	23.79
			2506 (39750)	25.97	25.00	23.33
		1RB-Low (0)	2680 (41490)	26.53	25.76	24.23
			2636.5(41055)	26.60	25.65	24.10
			2593 (40620)	26.33	25.77	24.07
			2549.5(40185)	26.18	25.42	23.82
2506 (39750)			25.96	24.95	23.37	
50RB-High (50)		2680 (41490)	25.51	24.52	22.95	
		2636.5(41055)	25.48	24.44	22.85	
		2593 (40620)	25.37	24.45	22.81	
		2549.5(40185)	25.27	24.30	22.84	
		2506 (39750)	25.00	24.02	22.41	
50RB-Middle (25)		2680 (41490)	25.56	24.52	23.04	
		2636.5(41055)	25.47	24.47	22.91	
		2593 (40620)	25.37	24.44	22.82	
		2549.5(40185)	25.34	24.29	22.87	
		2506 (39750)	25.02	24.03	22.40	
50RB-Low (0)		2680 (41490)	25.41	24.43	22.98	
		2636.5(41055)	25.40	24.41	22.83	
		2593 (40620)	25.34	24.38	22.80	
		2549.5(40185)	25.28	24.27	22.86	
		2506 (39750)	24.91	23.90	22.33	
100RB (0)		2680 (41490)	25.42	24.43	23.04	
		2636.5(41055)	25.49	24.48	22.99	
		2593 (40620)	25.36	24.37	22.89	
		2549.5(40185)	25.32	24.29	22.94	
		2506 (39750)	25.04	24.01	22.48	

LTE Band66(ANT0 DSI 0)

1.4MHz	1RB-High (5)	1779.3 (132665)	24.27	23.47	22.55
		1745 (132322)	24.45	23.42	22.77
		1710.7 (131979)	24.33	23.41	22.65
	1RB-Middle (3)	1779.3 (132665)	24.71	23.37	22.66
		1745 (132322)	24.70	23.54	22.56
		1710.7 (131979)	24.67	23.39	22.41
	1RB-Low (0)	1779.3 (132665)	24.47	23.38	22.63
		1745 (132322)	24.40	23.53	22.67
		1710.7 (131979)	24.38	23.57	22.52
	3RB-High (3)	1779.3 (132665)	24.33	23.03	22.53
		1745 (132322)	24.44	23.26	22.58
		1710.7 (131979)	24.45	23.19	22.59
	3RB-Middle (1)	1779.3 (132665)	24.53	23.20	22.52
		1745 (132322)	24.54	23.31	22.64
		1710.7 (131979)	24.42	23.22	22.54
	3RB-Low (0)	1779.3 (132665)	24.33	23.23	22.36
		1745 (132322)	24.42	23.24	22.41
		1710.7 (131979)	24.41	23.20	22.56
	6RB (0)	1779.3 (132665)	23.36	22.18	21.41
		1745 (132322)	23.46	22.36	21.51
		1710.7 (131979)	23.16	22.28	21.64
3MHz	1RB-High (14)	1778.5 (132657)	24.39	23.59	22.58
		1745 (132322)	24.43	23.70	22.90
		1711.5 (131987)	24.50	23.62	22.64
	1RB-Middle (7)	1778.5 (132657)	24.26	23.38	22.52
		1745 (132322)	24.43	23.67	22.60
		1711.5 (131987)	24.45	23.63	22.62
	1RB-Low (0)	1778.5 (132657)	24.44	23.48	22.60
		1745 (132322)	24.63	23.63	22.67
		1711.5 (131987)	24.45	23.50	22.71
	8RB-High (7)	1778.5 (132657)	23.55	22.34	21.57
		1745 (132322)	23.68	22.27	21.76
		1711.5 (131987)	23.59	22.30	21.63
	8RB-Middle (4)	1778.5 (132657)	23.57	22.37	21.60
		1745 (132322)	23.61	22.50	21.69
		1711.5 (131987)	23.63	22.39	21.72
	8RB-Low (0)	1778.5 (132657)	23.54	22.35	21.51
		1745 (132322)	23.53	22.32	21.61
		1711.5 (131987)	23.57	22.34	21.63
	15RB (0)	1778.5 (132657)	23.55	22.32	21.49
		1745 (132322)	23.52	22.30	21.46
		1711.5 (131987)	23.57	22.38	21.58

5MHz	1RB-High (24)	1777.5 (132647)	24.36	23.49	22.80	
		1745 (132322)	24.59	23.63	22.99	
		1712.5 (131997)	24.54	23.59	22.74	
	1RB-Middle (12)	1777.5 (132647)	24.35	23.24	22.49	
		1745 (132322)	24.51	23.56	22.67	
		1712.5 (131997)	24.47	23.39	22.72	
	1RB-Low (0)	1777.5 (132647)	24.43	23.53	22.57	
		1745 (132322)	24.46	23.53	22.84	
		1712.5 (131997)	24.55	23.69	22.67	
	12RB-High (13)	1777.5 (132647)	23.56	22.37	21.49	
		1745 (132322)	23.63	22.44	21.57	
		1712.5 (131997)	23.59	22.45	21.59	
	12RB-Middle (6)	1777.5 (132647)	23.56	22.34	21.60	
		1745 (132322)	23.60	22.36	21.61	
		1712.5 (131997)	23.71	22.41	21.60	
	12RB-Low (0)	1777.5 (132647)	23.54	22.38	21.47	
		1745 (132322)	23.54	22.37	21.59	
		1712.5 (131997)	23.65	22.45	21.63	
	25RB (0)	1777.5 (132647)	23.56	22.30	21.56	
		1745 (132322)	23.56	22.26	21.55	
		1712.5 (131997)	23.61	22.39	21.55	
	10MHz	1RB-High (49)	1775 (132622)	24.45	23.40	22.66
			1745 (132322)	24.54	23.55	22.54
			1715 (132022)	24.54	23.53	22.43
1RB-Middle (24)		1775 (132622)	24.40	23.56	22.68	
		1745 (132322)	24.57	23.60	22.74	
		1715 (132022)	24.58	23.54	22.78	
1RB-Low (0)		1775 (132622)	24.49	23.68	22.69	
		1745 (132322)	24.62	23.58	22.67	
		1715 (132022)	24.42	23.56	22.68	
25RB-High (25)		1775 (132622)	23.52	22.39	21.58	
		1745 (132322)	23.70	22.44	21.70	
		1715 (132022)	23.60	22.38	21.64	
25RB-Middle (12)		1775 (132622)	23.65	22.37	21.59	
		1745 (132322)	23.68	22.36	21.63	
		1715 (132022)	23.66	22.39	21.68	
25RB-Low (0)		1775 (132622)	23.63	22.41	21.54	
		1745 (132322)	23.61	22.36	21.54	
		1715 (132022)	23.65	22.39	21.59	
50RB (0)		1775 (132622)	23.61	22.29	21.60	
		1745 (132322)	23.53	22.42	21.52	
		1715 (132022)	23.63	22.35	21.66	

15MHz	1RB-High (74)	1772.5 (132597)	24.45	23.31	22.62	
		1745 (132322)	24.40	23.42	22.54	
		1717.5 (132047)	24.39	23.49	22.63	
	1RB-Middle (37)	1772.5 (132597)	24.43	23.50	22.41	
		1745 (132322)	24.52	23.58	22.60	
		1717.5 (132047)	24.37	23.44	22.49	
	1RB-Low (0)	1772.5 (132597)	24.50	23.47	22.60	
		1745 (132322)	24.42	23.48	22.57	
		1717.5 (132047)	24.40	23.51	22.63	
	36RB-High (38)	1772.5 (132597)	23.53	22.22	21.46	
		1745 (132322)	23.59	22.29	21.56	
		1717.5 (132047)	23.55	22.26	21.53	
	36RB-Middle (19)	1772.5 (132597)	23.50	22.19	21.53	
		1745 (132322)	23.54	22.23	21.39	
		1717.5 (132047)	23.56	22.24	21.55	
	36RB-Low (0)	1772.5 (132597)	23.56	22.24	21.46	
		1745 (132322)	23.48	22.20	21.54	
		1717.5 (132047)	23.56	22.25	21.46	
	75RB (0)	1772.5 (132597)	23.53	22.24	21.46	
		1745 (132322)	23.47	22.27	21.49	
		1717.5 (132047)	23.54	22.23	21.46	
	20MHz	1RB-High (99)	1770 (132572)	24.52	23.47	22.61
			1745 (132322)	24.67	23.48	22.64
			1720 (132072)	24.54	23.58	22.52
		1RB-Middle (50)	1770 (132572)	24.55	23.53	22.59
			1745 (132322)	24.62	23.65	22.55
			1720 (132072)	24.54	23.61	22.50
1RB-Low (0)		1770 (132572)	24.65	23.60	22.65	
		1745 (132322)	24.53	23.68	22.61	
		1720 (132072)	24.51	23.72	22.72	
50RB-High (50)		1770 (132572)	23.63	22.36	21.54	
		1745 (132322)	23.66	22.40	21.64	
		1720 (132072)	23.67	22.34	21.56	
50RB-Middle (25)		1770 (132572)	23.62	22.29	21.57	
		1745 (132322)	23.69	22.34	21.57	
		1720 (132072)	23.63	22.29	21.58	
50RB-Low (0)		1770 (132572)	23.66	22.23	21.50	
		1745 (132322)	23.62	22.37	21.47	
		1720 (132072)	23.64	22.31	21.62	
100RB (0)		1770 (132572)	23.45	22.23	21.56	
		1745 (132322)	23.68	22.30	21.62	
		1720 (132072)	23.62	22.35	21.64	

LTE Band66(ANT0 DSI 9)

1.4MHz	1RB-High (5)	1779.3 (132665)	23.74	23.64	23.57
		1745 (132322)	23.87	23.79	23.81
		1710.7 (131979)	23.95	23.64	23.60
	1RB-Middle (3)	1779.3 (132665)	24.12	23.67	23.60
		1745 (132322)	24.11	23.79	23.57
		1710.7 (131979)	23.87	23.72	23.75
	1RB-Low (0)	1779.3 (132665)	23.82	23.52	23.75
		1745 (132322)	23.88	23.72	23.58
		1710.7 (131979)	23.91	23.64	23.55
	3RB-High (3)	1779.3 (132665)	23.91	23.46	23.45
		1745 (132322)	23.91	23.50	23.54
		1710.7 (131979)	23.89	23.51	23.57
	3RB-Middle (1)	1779.3 (132665)	23.84	23.49	23.50
		1745 (132322)	23.87	23.60	23.58
		1710.7 (131979)	24.05	23.56	23.52
	3RB-Low (0)	1779.3 (132665)	23.85	23.35	23.61
		1745 (132322)	23.95	23.67	23.54
		1710.7 (131979)	23.94	23.54	23.62
	6RB (0)	1779.3 (132665)	23.43	22.52	22.48
		1745 (132322)	23.51	22.44	22.56
		1710.7 (131979)	23.31	22.66	22.46
3MHz	1RB-High (14)	1778.5 (132657)	24.02	23.81	23.63
		1745 (132322)	23.98	23.79	23.74
		1711.5 (131987)	23.98	23.76	23.70
	1RB-Middle (7)	1778.5 (132657)	23.73	23.86	23.45
		1745 (132322)	23.97	23.70	23.86
		1711.5 (131987)	23.90	24.03	23.37
	1RB-Low (0)	1778.5 (132657)	23.97	23.75	23.52
		1745 (132322)	23.93	23.96	23.67
		1711.5 (131987)	24.02	23.74	23.67
	8RB-High (7)	1778.5 (132657)	23.48	22.47	22.47
		1745 (132322)	23.54	22.34	22.60
		1711.5 (131987)	23.53	22.72	22.61
	8RB-Middle (4)	1778.5 (132657)	23.50	22.58	22.57
		1745 (132322)	23.66	22.56	22.74
		1711.5 (131987)	23.58	22.67	22.74
	8RB-Low (0)	1778.5 (132657)	23.48	22.61	22.50
		1745 (132322)	23.48	22.60	22.46
		1711.5 (131987)	23.56	22.49	22.64
	15RB (0)	1778.5 (132657)	23.53	22.50	22.44
		1745 (132322)	23.48	22.54	22.50
		1711.5 (131987)	23.60	22.55	22.64

5MHz	1RB-High (24)	1777.5 (132647)	23.96	23.77	23.73	
		1745 (132322)	24.14	23.83	23.80	
		1712.5 (131997)	23.94	23.79	23.73	
	1RB-Middle (12)	1777.5 (132647)	23.83	23.72	23.42	
		1745 (132322)	23.91	23.81	23.97	
		1712.5 (131997)	23.96	23.59	23.39	
	1RB-Low (0)	1777.5 (132647)	23.91	23.77	23.58	
		1745 (132322)	23.88	23.85	23.71	
		1712.5 (131997)	23.99	23.84	23.74	
	12RB-High (13)	1777.5 (132647)	23.54	22.54	22.51	
		1745 (132322)	23.63	22.67	22.67	
		1712.5 (131997)	23.59	22.56	22.59	
	12RB-Middle (6)	1777.5 (132647)	23.50	22.51	22.46	
		1745 (132322)	23.54	22.56	22.60	
		1712.5 (131997)	23.71	22.57	22.57	
	12RB-Low (0)	1777.5 (132647)	23.47	22.55	22.53	
		1745 (132322)	23.53	22.48	22.53	
		1712.5 (131997)	23.61	22.62	22.51	
	25RB (0)	1777.5 (132647)	23.49	22.50	22.42	
		1745 (132322)	23.52	22.55	22.56	
		1712.5 (131997)	23.63	22.66	22.62	
	10MHz	1RB-High (49)	1775 (132622)	23.88	23.64	23.38
			1745 (132322)	24.01	23.70	23.66
			1715 (132022)	23.97	23.61	23.39
1RB-Middle (24)		1775 (132622)	23.95	23.52	23.63	
		1745 (132322)	24.06	23.73	23.68	
		1715 (132022)	24.05	23.71	23.63	
1RB-Low (0)		1775 (132622)	23.94	23.69	23.50	
		1745 (132322)	24.05	23.91	23.73	
		1715 (132022)	23.81	23.89	23.74	
25RB-High (25)		1775 (132622)	23.48	22.52	22.49	
		1745 (132322)	23.57	22.62	22.63	
		1715 (132022)	23.56	22.55	22.56	
25RB-Middle (12)		1775 (132622)	23.56	22.59	22.52	
		1745 (132322)	23.47	22.57	22.56	
		1715 (132022)	23.66	22.62	22.60	
25RB-Low (0)		1775 (132622)	23.57	22.61	22.46	
		1745 (132322)	23.54	22.63	22.62	
		1715 (132022)	23.60	22.62	22.66	
50RB (0)		1775 (132622)	23.59	22.58	22.52	
		1745 (132322)	23.52	22.59	22.62	
		1715 (132022)	23.57	22.52	22.55	

15MHz	1RB-High (74)	1772.5 (132597)	23.79	23.31	23.40	
		1745 (132322)	23.76	23.64	23.52	
		1717.5 (132047)	23.80	23.56	23.34	
	1RB-Middle (37)	1772.5 (132597)	23.79	23.49	23.41	
		1745 (132322)	23.89	23.74	23.51	
		1717.5 (132047)	23.81	23.63	23.47	
	1RB-Low (0)	1772.5 (132597)	23.74	23.55	23.47	
		1745 (132322)	23.94	23.66	23.57	
		1717.5 (132047)	23.81	23.58	23.46	
	36RB-High (38)	1772.5 (132597)	23.35	22.37	22.35	
		1745 (132322)	23.45	22.44	22.43	
		1717.5 (132047)	23.44	22.43	22.36	
	36RB-Middle (19)	1772.5 (132597)	23.36	22.38	22.43	
		1745 (132322)	23.33	22.47	22.38	
		1717.5 (132047)	23.40	22.38	22.42	
	36RB-Low (0)	1772.5 (132597)	23.38	22.41	22.41	
		1745 (132322)	23.37	22.42	22.35	
		1717.5 (132047)	23.42	22.43	22.44	
	75RB (0)	1772.5 (132597)	23.36	22.40	22.42	
		1745 (132322)	23.39	22.38	22.36	
		1717.5 (132047)	23.38	22.39	22.39	
	20MHz	1RB-High (99)	1770 (132572)	23.84	23.50	23.39
			1745 (132322)	23.88	23.69	23.43
			1720 (132072)	23.81	23.68	23.49
		1RB-Middle (50)	1770 (132572)	23.83	23.50	23.46
			1745 (132322)	23.92	23.74	23.53
			1720 (132072)	23.79	23.59	23.46
1RB-Low (0)		1770 (132572)	23.82	23.68	23.53	
		1745 (132322)	23.78	23.67	23.54	
		1720 (132072)	23.85	23.60	23.53	
50RB-High (50)		1770 (132572)	23.37	22.41	22.32	
		1745 (132322)	23.45	22.42	22.50	
		1720 (132072)	23.41	22.45	22.44	
50RB-Middle (25)		1770 (132572)	23.44	22.43	22.34	
		1745 (132322)	23.40	22.36	22.32	
		1720 (132072)	23.43	22.50	22.40	
50RB-Low (0)		1770 (132572)	23.25	22.34	22.32	
		1745 (132322)	23.45	22.45	22.41	
		1720 (132072)	23.46	22.45	22.41	
100RB (0)		1770 (132572)	23.31	22.34	22.32	
		1745 (132322)	23.41	22.38	22.38	
		1720 (132072)	23.35	22.38	22.43	

LTE Band66(ANT0 DSI 19)

1.4MHz	1RB-High (5)	1779.3 (132665)	22.73	23.09	23.12
		1745 (132322)	22.87	23.12	22.91
		1710.7 (131979)	22.88	23.11	23.19
	1RB-Middle (3)	1779.3 (132665)	23.22	23.21	23.25
		1745 (132322)	22.82	23.15	23.14
		1710.7 (131979)	22.79	23.19	22.95
	1RB-Low (0)	1779.3 (132665)	22.93	23.14	23.09
		1745 (132322)	22.85	23.18	23.12
		1710.7 (131979)	22.84	23.16	23.06
	3RB-High (3)	1779.3 (132665)	22.80	22.81	22.87
		1745 (132322)	22.95	22.97	23.03
		1710.7 (131979)	22.99	22.98	23.00
	3RB-Middle (1)	1779.3 (132665)	22.85	22.94	22.97
		1745 (132322)	22.94	22.96	23.07
		1710.7 (131979)	23.00	23.03	23.02
	3RB-Low (0)	1779.3 (132665)	22.73	22.84	22.84
		1745 (132322)	22.94	23.00	22.92
		1710.7 (131979)	22.89	23.03	23.01
	6RB (0)	1779.3 (132665)	22.99	22.44	22.40
		1745 (132322)	22.93	22.56	22.42
		1710.7 (131979)	22.83	22.42	22.41
3MHz	1RB-High (14)	1778.5 (132657)	22.74	22.89	23.11
		1745 (132322)	23.02	23.18	23.12
		1711.5 (131987)	22.95	23.12	23.18
	1RB-Middle (7)	1778.5 (132657)	22.73	22.92	22.92
		1745 (132322)	22.85	23.15	22.86
		1711.5 (131987)	22.84	23.27	23.21
	1RB-Low (0)	1778.5 (132657)	22.91	23.13	23.00
		1745 (132322)	23.01	23.23	23.14
		1711.5 (131987)	22.95	23.14	23.22
	8RB-High (7)	1778.5 (132657)	22.90	22.52	22.61
		1745 (132322)	23.01	22.68	22.74
		1711.5 (131987)	22.97	22.64	22.53
	8RB-Middle (4)	1778.5 (132657)	22.92	22.50	22.63
		1745 (132322)	23.03	22.71	22.76
		1711.5 (131987)	23.01	22.68	22.50
	8RB-Low (0)	1778.5 (132657)	22.88	22.47	22.51
		1745 (132322)	22.95	22.58	22.47
		1711.5 (131987)	22.06	22.61	22.74
	15RB (0)	1778.5 (132657)	22.91	22.38	22.40
		1745 (132322)	22.93	22.51	22.43
		1711.5 (131987)	22.99	22.56	22.54

5MHz	1RB-High (24)	1777.5 (132647)	22.92	23.24	23.23	
		1745 (132322)	22.96	23.09	23.20	
		1712.5 (131997)	22.90	23.17	23.25	
	1RB-Middle (12)	1777.5 (132647)	22.71	23.13	22.96	
		1745 (132322)	22.89	23.12	23.13	
		1712.5 (131997)	22.89	23.04	22.90	
	1RB-Low (0)	1777.5 (132647)	22.85	23.30	23.08	
		1745 (132322)	22.89	23.28	23.18	
		1712.5 (131997)	23.00	23.06	23.25	
	12RB-High (13)	1777.5 (132647)	22.98	22.52	22.48	
		1745 (132322)	23.11	22.65	22.51	
		1712.5 (131997)	23.01	22.63	22.52	
	12RB-Middle (6)	1777.5 (132647)	22.91	22.45	22.45	
		1745 (132322)	23.06	22.59	22.54	
		1712.5 (131997)	23.04	22.59	22.57	
	12RB-Low (0)	1777.5 (132647)	22.95	22.57	22.60	
		1745 (132322)	23.00	22.54	22.48	
		1712.5 (131997)	22.86	22.59	22.56	
	25RB (0)	1777.5 (132647)	22.95	22.46	22.37	
		1745 (132322)	22.97	22.49	22.47	
		1712.5 (131997)	23.08	22.66	22.53	
	10MHz	1RB-High (49)	1775 (132622)	22.92	23.21	22.81
			1745 (132322)	22.98	23.22	22.95
			1715 (132022)	22.95	23.21	23.13
1RB-Middle (24)		1775 (132622)	22.98	23.23	23.08	
		1745 (132322)	22.93	23.18	23.22	
		1715 (132022)	22.92	23.18	23.09	
1RB-Low (0)		1775 (132622)	22.88	23.04	22.91	
		1745 (132322)	23.10	23.25	23.11	
		1715 (132022)	22.96	23.05	22.94	
25RB-High (25)		1775 (132622)	23.01	22.48	22.49	
		1745 (132322)	23.08	22.59	22.50	
		1715 (132022)	23.03	22.51	22.51	
25RB-Middle (12)		1775 (132622)	23.04	22.52	22.55	
		1745 (132322)	23.07	22.57	22.54	
		1715 (132022)	23.08	22.61	22.50	
25RB-Low (0)		1775 (132622)	22.92	22.56	22.55	
		1745 (132322)	22.95	22.41	22.60	
		1715 (132022)	22.90	22.57	22.47	
50RB (0)		1775 (132622)	22.98	22.52	22.51	
		1745 (132322)	23.04	22.53	22.52	
		1715 (132022)	23.08	22.57	22.62	

15MHz	1RB-High (74)	1772.5 (132597)	22.73	22.95	22.73	
		1745 (132322)	22.71	23.22	22.93	
		1717.5 (132047)	22.67	23.28	22.94	
	1RB-Middle (37)	1772.5 (132597)	22.78	23.15	22.99	
		1745 (132322)	22.87	23.18	22.86	
		1717.5 (132047)	22.78	23.15	22.95	
	1RB-Low (0)	1772.5 (132597)	22.81	22.97	22.99	
		1745 (132322)	22.81	23.13	23.06	
		1717.5 (132047)	22.74	23.26	23.05	
	36RB-High (38)	1772.5 (132597)	22.88	22.41	22.38	
		1745 (132322)	22.96	22.44	22.41	
		1717.5 (132047)	22.88	22.35	22.38	
	36RB-Middle (19)	1772.5 (132597)	22.84	22.32	22.40	
		1745 (132322)	22.93	22.44	22.38	
		1717.5 (132047)	22.93	22.35	22.44	
	36RB-Low (0)	1772.5 (132597)	22.81	22.31	22.35	
		1745 (132322)	22.85	22.31	22.37	
		1717.5 (132047)	22.13	22.46	22.37	
	75RB (0)	1772.5 (132597)	22.83	22.36	22.33	
		1745 (132322)	22.87	22.26	22.31	
		1717.5 (132047)	22.89	22.38	22.45	
	20MHz	1RB-High (99)	1770 (132572)	22.75	23.00	22.89
			1745 (132322)	22.87	23.14	22.80
			1720 (132072)	22.73	23.26	22.98
		1RB-Middle (50)	1770 (132572)	22.83	23.01	23.02
			1745 (132322)	22.84	23.15	22.98
			1720 (132072)	22.72	23.04	22.97
1RB-Low (0)		1770 (132572)	22.75	23.05	23.06	
		1745 (132322)	22.79	23.20	23.14	
		1720 (132072)	22.56	23.25	23.07	
50RB-High (50)		1770 (132572)	22.81	22.36	22.36	
		1745 (132322)	22.89	22.49	22.39	
		1720 (132072)	22.61	22.41	22.33	
50RB-Middle (25)		1770 (132572)	22.92	22.34	22.36	
		1745 (132322)	22.81	22.37	22.39	
		1720 (132072)	22.65	22.38	22.37	
50RB-Low (0)		1770 (132572)	22.75	22.32	22.34	
		1745 (132322)	22.84	22.30	22.30	
		1720 (132072)	22.62	22.35	22.34	
100RB (0)		1770 (132572)	22.80	22.20	22.28	
		1745 (132322)	22.80	22.29	22.30	
		1720 (132072)	22.90	22.40	22.41	

LTE Band71(ANT0 DSI 0)

5MHz	1RB-High (24)	695.5 (133447)	24.14	23.61	22.35
		680.5 (133297)	24.23	23.58	22.56
		665.5 (133147)	24.33	23.65	22.54
	1RB-Middle (12)	695.5 (133447)	24.35	23.76	22.63
		680.5 (133297)	24.27	23.76	22.55
		665.5 (133147)	24.32	23.74	22.53
	1RB-Low (0)	695.5 (133447)	24.24	23.54	22.54
		680.5 (133297)	24.28	23.62	22.52
		665.5 (133147)	24.30	23.68	22.67
	12RB-High (13)	695.5 (133447)	23.41	22.44	21.37
		680.5 (133297)	23.46	22.51	21.50
		665.5 (133147)	23.38	22.42	21.46
	12RB-Middle (6)	695.5 (133447)	23.37	22.46	21.22
		680.5 (133297)	23.43	22.45	21.38
		665.5 (133147)	23.44	22.46	21.52
	12RB-Low (0)	695.5 (133447)	23.31	22.34	21.38
		680.5 (133297)	23.37	22.45	21.48
		665.5 (133147)	23.29	22.45	21.45
	25RB (0)	695.5 (133447)	23.33	22.32	21.35
		680.5 (133297)	23.45	22.38	21.44
		665.5 (133147)	23.43	22.40	21.40
10MHz	1RB-High (49)	693 (133422)	24.24	23.51	22.52
		680.5 (133297)	24.32	23.76	22.63
		668 (133172)	24.24	23.69	22.65
	1RB-Middle (24)	693 (133422)	24.22	23.52	22.48
		680.5 (133297)	24.36	23.46	22.54
		668 (133172)	24.35	23.42	22.48
	1RB-Low (0)	693 (133422)	24.50	23.79	22.52
		680.5 (133297)	24.39	23.71	22.53
		668 (133172)	24.34	23.77	22.71
	25RB-High (25)	693 (133422)	23.37	22.44	21.46
		680.5 (133297)	23.44	22.49	21.49
		668 (133172)	23.38	22.43	21.38
	25RB-Middle (12)	693 (133422)	23.33	22.33	21.44
		680.5 (133297)	23.44	22.46	21.49
		668 (133172)	23.44	22.46	21.48
	25RB-Low (0)	693 (133422)	23.34	22.38	21.42
		680.5 (133297)	23.41	22.47	21.43
		668 (133172)	23.36	22.40	21.44
	50RB (0)	693 (133422)	23.36	22.36	21.41
		680.5 (133297)	23.40	22.41	21.39
		668 (133172)	23.42	22.44	21.44

15MHz	1RB-High (74)	690.5 (133397)	23.91	23.50	22.33	
		680.5 (133297)	24.06	23.57	22.34	
		670.5 (133197)	24.11	23.41	22.47	
	1RB-Middle (37)	690.5 (133397)	24.05	23.75	22.30	
		680.5 (133297)	24.23	23.57	22.42	
		670.5 (133197)	24.12	23.46	22.34	
	1RB-Low (0)	690.5 (133397)	24.24	23.55	22.40	
		680.5 (133297)	24.23	23.70	22.46	
		670.5 (133197)	24.39	23.79	22.72	
	36RB-High (38)	690.5 (133397)	23.09	22.13	21.22	
		680.5 (133297)	23.22	22.31	21.21	
		670.5 (133197)	23.23	22.33	21.22	
	36RB-Middle (19)	690.5 (133397)	23.27	22.15	21.24	
		680.5 (133297)	23.23	22.31	21.30	
		670.5 (133197)	23.32	22.33	21.36	
	36RB-Low (0)	690.5 (133397)	23.20	22.19	21.29	
		680.5 (133297)	23.27	22.26	21.22	
		670.5 (133197)	23.30	22.29	21.41	
	75RB (0)	690.5 (133397)	23.18	22.24	21.20	
		680.5 (133297)	23.25	22.23	21.29	
		670.5 (133197)	23.34	22.33	21.36	
	20MHz	1RB-High (99)	688 (133372)	23.53	22.81	21.98
			683 (133322)	23.54	22.90	22.08
			673 (133222)	23.55	23.00	22.03
		1RB-Middle (50)	688 (133372)	23.57	23.03	22.15
			683 (133322)	23.67	23.04	22.00
			673 (133222)	23.69	23.16	22.06
1RB-Low (0)		688 (133372)	23.80	23.15	22.15	
		683 (133322)	23.67	23.13	22.07	
		673 (133222)	23.88	23.24	22.10	
50RB-High (50)		688 (133372)	22.75	21.60	20.85	
		683 (133322)	22.71	21.66	20.90	
		673 (133222)	22.80	21.78	20.97	
50RB-Middle (25)		688 (133372)	22.82	21.79	20.87	
		683 (133322)	22.69	21.73	20.88	
		673 (133222)	22.80	21.84	20.98	
50RB-Low (0)		688 (133372)	22.81	21.75	20.89	
		683 (133322)	22.77	21.79	20.94	
		673 (133222)	22.84	21.85	20.97	
100RB (0)		688 (133372)	22.76	21.75	20.93	
		683 (133322)	22.65	21.66	20.90	
		673 (133222)	22.84	21.83	20.95	

LTE Band2(ANT4 DSI 0)

1.4MHz	1RB-High (5)	1909.3 (19193)	23.37	22.99	21.67
		1880 (18900)	23.40	22.90	21.52
		1850.7 (18607)	23.40	22.89	21.51
	1RB-Middle (3)	1909.3 (19193)	23.44	22.94	21.63
		1880 (18900)	23.35	23.04	21.74
		1850.7 (18607)	23.65	22.98	21.63
	1RB-Low (0)	1909.3 (19193)	23.47	23.04	21.71
		1880 (18900)	23.49	23.01	21.76
		1850.7 (18607)	23.48	23.10	21.57
	3RB-High (3)	1909.3 (19193)	23.36	22.66	21.37
		1880 (18900)	23.45	22.69	21.36
		1850.7 (18607)	23.43	22.76	21.45
	3RB-Middle (1)	1909.3 (19193)	23.46	22.83	21.48
		1880 (18900)	23.54	22.80	21.62
		1850.7 (18607)	23.51	23.03	21.55
	3RB-Low (0)	1909.3 (19193)	23.41	22.83	21.49
		1880 (18900)	23.53	22.59	21.57
		1850.7 (18607)	23.48	22.71	21.38
	6RB (0)	1909.3 (19193)	22.57	21.79	20.49
		1880 (18900)	22.55	21.83	20.50
		1850.7 (18607)	22.55	21.85	20.49
3MHz	1RB-High (14)	1908.5 (19185)	23.49	23.05	21.53
		1880 (18900)	23.51	23.00	21.61
		1851.5 (18615)	23.41	22.98	21.48
	1RB-Middle (7)	1908.5 (19185)	23.52	23.04	21.47
		1880 (18900)	23.41	23.02	21.50
		1851.5 (18615)	23.41	23.02	21.32
	1RB-Low (0)	1908.5 (19185)	23.66	23.06	21.68
		1880 (18900)	23.65	23.06	21.74
		1851.5 (18615)	23.68	23.02	21.73
	8RB-High (7)	1908.5 (19185)	22.61	21.83	20.58
		1880 (18900)	22.63	21.81	20.60
		1851.5 (18615)	22.65	21.79	20.68
	8RB-Middle (4)	1908.5 (19185)	22.64	22.01	20.65
		1880 (18900)	22.69	22.02	20.52
		1851.5 (18615)	22.71	21.76	20.61
	8RB-Low (0)	1908.5 (19185)	22.66	21.84	20.62
		1880 (18900)	22.65	21.98	20.57
		1851.5 (18615)	22.68	22.00	20.77
	15RB (0)	1908.5 (19185)	22.63	21.95	20.47
		1880 (18900)	22.56	21.80	20.52
		1851.5 (18615)	22.69	21.98	20.57

5MHz	1RB-High (24)	1907.5 (19175)	23.57	22.92	21.55	
		1880 (18900)	23.49	23.04	21.60	
		1852.5 (18625)	23.49	23.07	21.86	
	1RB-Middle (12)	1907.5 (19175)	23.49	23.08	21.45	
		1880 (18900)	23.42	22.90	21.63	
		1852.5 (18625)	23.48	23.05	21.38	
	1RB-Low (0)	1907.5 (19175)	23.56	23.08	21.59	
		1880 (18900)	23.61	23.06	21.88	
		1852.5 (18625)	23.57	23.03	21.77	
	12RB-High (13)	1907.5 (19175)	22.58	21.87	20.53	
		1880 (18900)	22.66	21.90	20.47	
		1852.5 (18625)	22.58	21.87	20.45	
	12RB-Middle (6)	1907.5 (19175)	22.70	22.00	20.54	
		1880 (18900)	22.63	21.90	20.48	
		1852.5 (18625)	22.69	21.99	20.64	
	12RB-Low (0)	1907.5 (19175)	22.69	21.96	20.68	
		1880 (18900)	22.70	21.89	20.55	
		1852.5 (18625)	22.73	21.99	20.65	
	25RB (0)	1907.5 (19175)	22.62	21.95	20.52	
		1880 (18900)	22.66	21.90	20.47	
		1852.5 (18625)	22.70	21.99	20.58	
	10MHz	1RB-High (49)	1905 (19150)	23.52	23.10	21.55
			1880 (18900)	23.62	23.04	21.71
			1855 (18650)	23.57	23.10	21.51
1RB-Middle (24)		1905 (19150)	23.60	23.04	21.67	
		1880 (18900)	23.61	22.92	21.69	
		1855 (18650)	23.68	22.98	21.73	
1RB-Low (0)		1905 (19150)	23.62	23.02	21.69	
		1880 (18900)	23.61	22.96	21.81	
		1855 (18650)	23.64	22.89	21.62	
25RB-High (25)		1905 (19150)	22.69	21.87	20.62	
		1880 (18900)	22.67	21.94	20.62	
		1855 (18650)	22.67	21.86	20.60	
25RB-Middle (12)		1905 (19150)	22.67	22.06	20.66	
		1880 (18900)	22.66	21.93	20.63	
		1855 (18650)	22.77	22.00	20.65	
25RB-Low (0)		1905 (19150)	22.74	21.89	20.67	
		1880 (18900)	22.68	22.03	20.57	
		1855 (18650)	22.71	22.04	20.68	
50RB (0)		1905 (19150)	22.66	21.92	20.60	
		1880 (18900)	22.64	21.86	20.52	
		1855 (18650)	22.68	21.98	20.62	

15MHz	1RB-High (74)	1902.5 (19125)	23.44	23.07	21.33	
		1880 (18900)	23.43	23.06	21.68	
		1857.5 (18675)	23.46	22.90	21.90	
	1RB-Middle (37)	1902.5 (19125)	23.44	23.03	21.62	
		1880 (18900)	23.55	22.99	21.89	
		1857.5 (18675)	23.50	23.05	21.68	
	1RB-Low (0)	1902.5 (19125)	23.59	23.04	21.63	
		1880 (18900)	23.48	23.01	21.46	
		1857.5 (18675)	23.53	23.03	21.78	
	36RB-High (38)	1902.5 (19125)	22.64	21.92	20.72	
		1880 (18900)	22.58	21.83	20.74	
		1857.5 (18675)	22.62	21.84	20.81	
	36RB-Middle (19)	1902.5 (19125)	22.68	21.85	20.85	
		1880 (18900)	22.61	21.83	20.76	
		1857.5 (18675)	22.62	21.92	20.77	
	36RB-Low (0)	1902.5 (19125)	22.70	21.93	20.72	
		1880 (18900)	22.66	21.93	20.74	
		1857.5 (18675)	22.55	21.82	20.77	
	75RB (0)	1902.5 (19125)	22.68	21.96	20.60	
		1880 (18900)	22.60	21.82	20.66	
		1857.5 (18675)	22.65	21.86	20.83	
	20MHz	1RB-High (99)	1900 (19100)	23.26	22.82	20.99
			1880 (18900)	23.37	22.75	21.59
			1860 (18700)	23.43	22.62	21.66
		1RB-Middle (50)	1900 (19100)	23.36	22.73	21.61
			1880 (18900)	23.41	22.92	21.42
			1860 (18700)	23.45	22.63	21.68
1RB-Low (0)		1900 (19100)	23.38	22.68	21.70	
		1880 (18900)	23.46	22.72	21.07	
		1860 (18700)	23.37	22.73	21.65	
50RB-High (50)		1900 (19100)	22.49	21.60	20.32	
		1880 (18900)	22.49	21.53	20.31	
		1860 (18700)	22.55	21.59	20.64	
50RB-Middle (25)		1900 (19100)	22.57	21.57	20.60	
		1880 (18900)	22.52	21.47	20.25	
		1860 (18700)	22.58	21.63	20.62	
50RB-Low (0)		1900 (19100)	22.59	21.60	20.58	
		1880 (18900)	22.56	21.53	20.19	
		1860 (18700)	22.56	21.56	20.55	
100RB (0)		1900 (19100)	22.54	21.58	20.47	
		1880 (18900)	22.48	21.50	20.15	
		1860 (18700)	22.56	21.62	20.60	

LTE Band25(ANT4 DSI 0)

1.4MHz	1RB-High (5)	1914.3 (26683)	23.41	22.73	21.72
		1882.5 (26365)	23.49	22.90	21.91
		1850.7 (26047)	23.43	22.96	21.82
	1RB-Middle (3)	1914.3 (26683)	23.41	22.81	21.81
		1882.5 (26365)	23.74	22.87	21.93
		1850.7 (26047)	23.69	22.91	21.85
	1RB-Low (0)	1914.3 (26683)	23.35	22.70	21.89
		1882.5 (26365)	23.58	22.84	21.85
		1850.7 (26047)	23.48	22.91	21.94
	3RB-High (3)	1914.3 (26683)	23.44	22.51	21.52
		1882.5 (26365)	23.52	22.68	21.77
		1850.7 (26047)	23.55	22.70	21.72
	3RB-Middle (1)	1914.3 (26683)	23.49	22.58	21.81
		1882.5 (26365)	23.55	22.86	21.78
		1850.7 (26047)	23.58	22.85	21.75
	3RB-Low (0)	1914.3 (26683)	23.41	22.53	21.66
		1882.5 (26365)	23.57	22.63	21.68
		1850.7 (26047)	23.54	22.68	21.69
	6RB (0)	1914.3 (26683)	22.51	21.69	20.63
		1882.5 (26365)	22.61	21.64	20.82
		1850.7 (26047)	22.59	21.72	20.66
3MHz	1RB-High (14)	1913.5 (26675)	23.59	22.81	21.78
		1882.5 (26365)	23.68	22.94	21.94
		1851.5 (26055)	23.62	23.03	21.86
	1RB-Middle (7)	1913.5 (26675)	23.46	22.70	21.63
		1882.5 (26365)	23.47	22.86	21.85
		1851.5 (26055)	23.43	22.84	21.79
	1RB-Low (0)	1913.5 (26675)	23.54	22.95	21.88
		1882.5 (26365)	23.67	23.03	21.87
		1851.5 (26055)	23.69	22.99	21.81
	8RB-High (7)	1913.5 (26675)	22.57	21.67	20.73
		1882.5 (26365)	22.77	21.83	20.91
		1851.5 (26055)	22.73	21.75	20.81
	8RB-Middle (4)	1913.5 (26675)	22.61	21.78	20.74
		1882.5 (26365)	22.69	21.85	20.94
		1851.5 (26055)	22.69	21.88	20.83
	8RB-Low (0)	1913.5 (26675)	22.62	21.72	20.82
		1882.5 (26365)	22.61	21.68	20.81
		1851.5 (26055)	22.65	21.55	20.87
	15RB (0)	1913.5 (26675)	22.57	21.72	20.74
		1882.5 (26365)	22.64	21.72	20.70
		1851.5 (26055)	22.75	21.86	20.76

5MHz	1RB-High (24)	1912.5 (26665)	23.61	22.51	21.69	
		1882.5 (26365)	23.70	23.00	21.95	
		1852.5 (26065)	23.60	22.92	21.90	
	1RB-Middle (12)	1912.5 (26665)	23.46	23.04	21.64	
		1882.5 (26365)	23.56	23.09	21.72	
		1852.5 (26065)	23.45	22.67	21.59	
	1RB-Low (0)	1912.5 (26665)	23.50	22.91	21.84	
		1882.5 (26365)	23.65	23.04	21.86	
		1852.5 (26065)	23.72	22.97	21.90	
	12RB-High (13)	1912.5 (26665)	22.56	21.77	20.70	
		1882.5 (26365)	22.77	21.84	20.91	
		1852.5 (26065)	22.68	21.80	20.87	
	12RB-Middle (6)	1912.5 (26665)	22.70	21.75	20.73	
		1882.5 (26365)	22.65	21.81	20.75	
		1852.5 (26065)	22.74	21.79	20.76	
	12RB-Low (0)	1912.5 (26665)	22.67	21.59	20.81	
		1882.5 (26365)	22.58	21.69	20.84	
		1852.5 (26065)	22.76	21.85	20.80	
	25RB (0)	1912.5 (26665)	22.60	21.69	20.71	
		1882.5 (26365)	22.70	21.77	20.78	
		1852.5 (26065)	22.64	21.86	20.76	
	10MHz	1RB-High (49)	1910 (26640)	23.54	22.44	21.48
			1882.5 (26365)	23.58	22.97	21.90
			1855 (26090)	23.54	23.07	21.90
1RB-Middle (24)		1910 (26640)	23.52	22.70	21.81	
		1882.5 (26365)	23.54	22.90	21.93	
		1855 (26090)	23.63	22.73	21.80	
1RB-Low (0)		1910 (26640)	23.47	22.90	21.82	
		1882.5 (26365)	23.52	23.02	21.78	
		1855 (26090)	23.59	23.07	21.65	
25RB-High (25)		1910 (26640)	22.71	21.83	20.74	
		1882.5 (26365)	22.69	21.71	20.79	
		1855 (26090)	22.68	21.72	20.76	
25RB-Middle (12)		1910 (26640)	22.73	21.85	20.90	
		1882.5 (26365)	22.70	21.85	20.86	
		1855 (26090)	22.82	21.81	20.93	
25RB-Low (0)		1910 (26640)	22.71	21.76	20.90	
		1882.5 (26365)	22.64	21.84	20.65	
		1855 (26090)	22.78	21.81	20.88	
50RB (0)		1910 (26640)	22.73	21.80	20.81	
		1882.5 (26365)	22.69	21.74	20.82	
		1855 (26090)	22.78	21.79	20.81	

15MHz	1RB-High (74)	1907.5 (26615)	23.40	22.56	21.37
		1882.5 (26365)	23.39	22.89	21.43
		1857.5 (26115)	23.43	22.86	21.48
	1RB-Middle (37)	1907.5 (26615)	23.40	22.76	21.61
		1882.5 (26365)	23.46	22.80	21.59
		1857.5 (26115)	23.38	22.68	21.50
	1RB-Low (0)	1907.5 (26615)	23.46	22.92	21.53
		1882.5 (26365)	23.52	22.96	21.48
		1857.5 (26115)	23.48	22.90	21.61
	36RB-High (38)	1907.5 (26615)	22.56	21.62	20.48
		1882.5 (26365)	22.56	21.56	20.57
		1857.5 (26115)	22.59	21.65	20.47
	36RB-Middle (19)	1907.5 (26615)	22.54	21.63	20.55
		1882.5 (26365)	22.53	21.65	20.53
		1857.5 (26115)	22.63	21.63	20.48
	36RB-Low (0)	1907.5 (26615)	22.58	21.62	20.58
		1882.5 (26365)	22.52	21.62	20.50
		1857.5 (26115)	22.46	21.66	20.45
	75RB (0)	1907.5 (26615)	22.59	21.69	20.52
		1882.5 (26365)	22.53	21.59	20.54
		1857.5 (26115)	22.63	21.71	20.46
20MHz	1RB-High (99)	1905 (26590)	23.30	22.56	20.88
		1882.5 (26365)	23.42	22.78	21.69
		1860 (26140)	23.54	22.79	21.76
	1RB-Middle (50)	1905 (26590)	23.47	22.78	21.64
		1882.5 (26365)	23.51	22.84	21.55
		1860 (26140)	23.43	22.90	21.61
	1RB-Low (0)	1905 (26590)	23.54	22.74	21.72
		1882.5 (26365)	23.58	22.90	21.39
		1860 (26140)	23.42	22.87	21.68
	50RB-High (50)	1905 (26590)	22.55	21.56	20.63
		1882.5 (26365)	22.57	21.58	20.62
		1860 (26140)	22.63	21.62	20.65
	50RB-Middle (25)	1905 (26590)	22.63	21.61	20.68
		1882.5 (26365)	22.63	21.64	20.58
		1860 (26140)	22.66	21.64	20.69
	50RB-Low (0)	1905 (26590)	22.60	21.58	20.64
		1882.5 (26365)	22.61	21.67	20.55
		1860 (26140)	22.55	21.58	20.57
	100RB (0)	1905 (26590)	22.63	21.57	20.66
		1882.5 (26365)	22.65	21.57	20.58
		1860 (26140)	22.62	21.65	20.56

LTE Band66(ANT4 DSI 0)

1.4MHz	1RB-High (5)	1779.3 (132665)	23.75	22.88	22.00
		1745 (132322)	23.82	23.07	22.07
		1710.7 (131979)	23.89	23.03	22.05
	1RB-Middle (3)	1779.3 (132665)	24.08	23.06	22.25
		1745 (132322)	24.09	22.96	22.32
		1710.7 (131979)	23.80	23.03	22.08
	1RB-Low (0)	1779.3 (132665)	23.73	22.95	21.95
		1745 (132322)	23.86	23.01	22.33
		1710.7 (131979)	23.83	23.11	22.11
	3RB-High (3)	1779.3 (132665)	23.81	22.73	21.90
		1745 (132322)	23.87	22.92	21.93
		1710.7 (131979)	23.97	22.87	21.99
	3RB-Middle (1)	1779.3 (132665)	23.80	22.84	21.99
		1745 (132322)	23.84	22.90	22.01
		1710.7 (131979)	23.94	22.97	22.02
	3RB-Low (0)	1779.3 (132665)	23.81	22.76	21.97
		1745 (132322)	23.88	22.80	22.12
		1710.7 (131979)	23.83	22.88	22.00
	6RB (0)	1779.3 (132665)	22.91	21.88	20.92
		1745 (132322)	22.98	21.87	20.98
		1710.7 (131979)	22.94	21.91	20.93
3MHz	1RB-High (14)	1778.5 (132657)	23.84	23.17	22.16
		1745 (132322)	23.87	23.07	22.02
		1711.5 (131987)	23.96	23.14	22.13
	1RB-Middle (7)	1778.5 (132657)	23.76	23.15	21.88
		1745 (132322)	23.79	23.09	22.31
		1711.5 (131987)	23.85	22.14	22.16
	1RB-Low (0)	1778.5 (132657)	23.89	23.10	22.20
		1745 (132322)	23.78	23.01	22.04
		1711.5 (131987)	23.96	23.20	22.15
	8RB-High (7)	1778.5 (132657)	22.91	21.88	21.04
		1745 (132322)	22.98	21.29	20.97
		1711.5 (131987)	22.98	22.07	21.07
	8RB-Middle (4)	1778.5 (132657)	23.08	21.90	21.14
		1745 (132322)	23.01	21.56	21.15
		1711.5 (131987)	23.07	21.99	21.13
	8RB-Low (0)	1778.5 (132657)	22.86	21.94	20.98
		1745 (132322)	22.92	21.91	20.93
		1711.5 (131987)	23.06	22.03	21.10
	15RB (0)	1778.5 (132657)	23.01	21.86	20.95
		1745 (132322)	23.01	21.75	20.94
		1711.5 (131987)	23.05	21.92	21.04

5MHz	1RB-High (24)	1777.5 (132647)	23.99	23.11	22.25
		1745 (132322)	23.95	23.13	22.19
		1712.5 (131997)	23.93	23.11	22.24
	1RB-Middle (12)	1777.5 (132647)	23.84	23.01	21.97
		1745 (132322)	23.77	23.07	22.00
		1712.5 (131997)	23.79	22.90	21.86
	1RB-Low (0)	1777.5 (132647)	23.92	23.14	22.08
		1745 (132322)	23.85	23.13	22.15
		1712.5 (131997)	23.97	23.13	22.25
	12RB-High (13)	1777.5 (132647)	22.94	21.94	20.98
		1745 (132322)	23.04	21.97	21.05
		1712.5 (131997)	23.01	21.96	21.15
	12RB-Middle (6)	1777.5 (132647)	23.04	21.95	21.06
		1745 (132322)	22.99	21.90	20.94
		1712.5 (131997)	23.15	21.99	21.03
	12RB-Low (0)	1777.5 (132647)	23.01	21.93	21.00
		1745 (132322)	23.01	21.83	21.01
		1712.5 (131997)	23.05	21.99	21.03
	25RB (0)	1777.5 (132647)	22.96	22.01	20.93
		1745 (132322)	22.99	21.81	20.88
		1712.5 (131997)	23.09	21.96	21.14
10MHz	1RB-High (49)	1775 (132622)	23.82	23.02	21.79
		1745 (132322)	23.92	23.03	21.90
		1715 (132022)	23.89	23.08	22.11
	1RB-Middle (24)	1775 (132622)	23.83	23.00	22.05
		1745 (132322)	23.93	22.89	22.17
		1715 (132022)	24.01	23.08	22.21
	1RB-Low (0)	1775 (132622)	23.92	22.99	21.99
		1745 (132322)	23.90	23.12	22.06
		1715 (132022)	23.90	23.05	22.17
	25RB-High (25)	1775 (132622)	23.05	22.01	21.01
		1745 (132322)	23.02	22.01	21.02
		1715 (132022)	22.98	21.92	21.02
	25RB-Middle (12)	1775 (132622)	23.03	21.93	21.02
		1745 (132322)	22.97	21.95	21.01
		1715 (132022)	23.03	21.96	21.08
	25RB-Low (0)	1775 (132622)	23.02	21.91	21.03
		1745 (132322)	22.92	21.92	21.07
		1715 (132022)	23.07	21.98	21.11
	50RB (0)	1775 (132622)	23.00	21.91	21.01
		1745 (132322)	23.01	21.85	21.07
		1715 (132022)	22.94	21.96	21.05

15MHz	1RB-High (74)	1772.5 (132597)	23.75	22.90	22.23
		1745 (132322)	23.72	22.88	22.09
		1717.5 (132047)	23.77	23.02	22.00
	1RB-Middle (37)	1772.5 (132597)	23.75	23.01	22.00
		1745 (132322)	23.79	22.97	22.08
		1717.5 (132047)	23.76	23.03	22.03
	1RB-Low (0)	1772.5 (132597)	23.79	22.87	22.21
		1745 (132322)	23.70	22.93	21.93
		1717.5 (132047)	23.78	23.13	21.95
	36RB-High (38)	1772.5 (132597)	22.85	21.76	20.94
		1745 (132322)	22.90	21.80	20.94
		1717.5 (132047)	22.92	21.79	20.91
	36RB-Middle (19)	1772.5 (132597)	22.84	21.73	20.89
		1745 (132322)	22.84	21.72	20.89
		1717.5 (132047)	22.88	21.82	20.90
	36RB-Low (0)	1772.5 (132597)	22.82	21.75	20.87
		1745 (132322)	22.81	21.71	20.93
		1717.5 (132047)	22.92	21.74	20.86
	75RB (0)	1772.5 (132597)	22.84	21.79	20.87
		1745 (132322)	22.73	21.74	20.82
		1717.5 (132047)	22.86	21.85	20.90
20MHz	1RB-High (99)	1770 (132572)	23.68	22.98	21.96
		1745 (132322)	23.60	22.87	21.71
		1720 (132072)	23.72	23.08	22.09
	1RB-Middle (50)	1770 (132572)	23.59	22.91	21.85
		1745 (132322)	23.72	23.01	21.55
		1720 (132072)	23.69	23.03	22.12
	1RB-Low (0)	1770 (132572)	23.56	22.96	21.86
		1745 (132322)	23.78	23.14	21.86
		1720 (132072)	23.81	23.10	22.10
	50RB-High (50)	1770 (132572)	22.70	21.78	20.83
		1745 (132322)	22.79	21.75	20.84
		1720 (132072)	22.77	21.81	20.84
	50RB-Middle (25)	1770 (132572)	22.76	21.82	20.79
		1745 (132322)	22.80	21.76	20.80
		1720 (132072)	22.84	21.85	20.89
	50RB-Low (0)	1770 (132572)	22.64	21.65	20.80
		1745 (132322)	22.71	21.83	20.68
		1720 (132072)	22.83	21.84	20.84
	100RB (0)	1770 (132572)	22.67	21.70	20.72
		1745 (132322)	22.71	21.65	20.74
		1720 (132072)	22.81	21.86	20.82

LTE Carrier Aggregation Conducted Power (Uplink)

This device supports uplink carrier aggregation for LTE CA_41C with a maximum of two 20MHz component carriers. For intra band contiguous carrier aggregation scenarios, 3GPP specifies that the aggregate maximum allowed output power is equivalent to the single carrier scenario. For the non-contiguously allocated resource blocks which the MPR level is determined by various RB separation and RB sizes requirement, and the allowed MPR levels, settings and the conducted powers are permanently implemented in this device per the 3GPP requirements.

According to FCC guidance, the output power with uplink CA active was measured for the high / middle / low channel configuration with the highest reported SAR for each exposure condition, the power was measured with wideband signal integration over both component carriers.

In applying the power measurement procedures of KDB 941225 D05A for DL CA to qualify for UL SAR test exclusion, power measurement is required only for the subset in each row with the largest combination of frequency bands and CCs

Maximum output power measurement is required for each UL CA configuration for the required test channels described in KDB 941225 D05. The required test channel should be associated with the UL PCC. For channels at the ends of a frequency band, the SCC and subsequent CCs are added to the side within the transmission band. Otherwise, the CCs should be added alternatively to either side of the PCC.

41C ANT1

DS15										
UL LTE CA Class	PCC				SCC				Power	
	PCC Bandwi	channel	RB	RB OFFSET	SCC Bandwi	channel	RB	RB OFFSET	tune up	conducted power (dBm)
CA 41C	20M	41490	1	99	20M	41292	1	0		16.97
CA 41C	20M	41490	1	99	15M	41319	1	0		16.94
CA 41C	20M	41490	1	99	10M	41346	1	0		16.96
CA 41C	20M	41490	1	99	5M	41373	1	0		16.9
CA 41C	15M	41515	1	74	15M	41365	1	0		16.9
CA 41C	15M	41515	1	74	10M	41395	1	0		16.91
CA 41C	20M	39750	1	0	5M	39867	1	24		16.76
CA 41C	20M	39750	1	0	20M	39948	1	99		16.8
CA 41C	20M	39750	1	0	15M	39921	1	74		16.79
CA 41C	20M	39750	1	0	10M	39894	1	49		16.74
CA 41C	15M	39725	1	0	10M	39845	1	49		16.73

DS15										
UL LTE CA Class	PCC				SCC				Power	
	PCC Bandwi	channel	RB	RB OFFSET	SCC Bandwi	channel	RB	RB OFFSET	tune up	conducted power (dBm)
CA 41C	20M	41490	1	99	20M	41292	1	0		19.64
CA 41C	20M	41490	1	99	15M	41319	1	0		19.61
CA 41C	20M	41490	1	99	10M	41346	1	0		19.63
CA 41C	20M	41490	1	99	5M	41373	1	0		19.56
CA 41C	15M	41515	1	74	15M	41365	1	0		19.56
CA 41C	15M	41515	1	74	10M	41395	1	0		19.57
CA 41C	20M	39750	1	0	5M	39867	1	24		19.4
CA 41C	20M	39750	1	0	20M	39948	1	99		19.44
CA 41C	20M	39750	1	0	15M	39921	1	74		19.43
CA 41C	20M	39750	1	0	10M	39894	1	49		19.37
CA 41C	15M	39725	1	0	10M	39845	1	49		19.36

Pmax										
UL LTE CA Class	PCC				SCC				Power	
	PCC Bandwi	channel	RB	RB OFFSET	SCC Bandwi	channel	RB	RB OFFSET	tune up	conducted power (dBm)
CA 41C	20M	39750	1	99	20M	39948	1	0		25.39
CA 41C	20M	39750	1	99	15M	39921	1	0		25.4
CA 41C	20M	39750	1	99	10M	39894	1	0		25.78
CA 41C	15M	39725	1	74	10M	39845	1	0		25.34
CA 41C	20M	41490	1	0	20M	41292	1	99		25.31
CA 41C	20M	41490	1	0	15M	41319	1	74		25.27
CA 41C	20M	41490	1	0	10M	41346	1	49		25.29
CA 41C	15M	41515	1	0	15M	41365	1	74		25.23
CA 41C	15M	41515	1	0	10M	41395	1	49		25.19

41C ANT0

UL LTE CA Class	PCC				SCC				Power	
	PCC Bandwi	channel	RB	RB OFFSET	SCC Bandwi	channel	RB	RB OFFSET	tune up	conducted power (dBm)
CA 41C	20M	39750	1	99	20M	39948	1	0		25.89
CA 41C	20M	39750	1	99	15M	39921	1	0		25.86
CA 41C	20M	39750	1	99	10M	39894	1	0		25.87
CA 41C	15M	39725	1	74	10M	39845	1	0		25.87
CA 41C	20M	41490	1	0	20M	41292	1	99		26.11
CA 41C	20M	41490	1	0	15M	41319	1	74		26.07
CA 41C	20M	41490	1	0	10M	41346	1	49		26.09
CA 41C	15M	41515	1	0	15M	41365	1	74		26.1
CA 41C	15M	41515	1	0	10M	41395	1	49		26.05



LTE Carrier Aggregation Conducted Power (Downlink)

Uplink maximum output power is measured with downlink carrier aggregation active, using the channel with highest measured maximum output power when downlink carrier aggregation is inactive. SAR test is not required since maximum output power when downlink carrier aggregation active is not more than 1/4 dB higher than the maximum output power measured when downlink carrier aggregation inactive.

ANT1 DSI 0

DL LTE CA Class	PCC Band	PCC Bandwidth (MHz)	PCC UL RB size	PCC					PCC UL Channel	Frequency	SCC			Power	
				PCC DL RB size	PCC DL RB offset	PCC UL Channel	Frequency	SCC Band			SCC Bandwidth (MHz)	SCC DL Channel	Rel 8 LTE Tx Power(dBm)	Rel 10 DL LTE CA Tx Power(dBm)	
66B	66	10	1	0	50	0	132072	1720	66	5	66464	23.66	24.31		
41A-41A	41	20	1	0	100	0	41490	2680	41	20	39750	25.94	26.63		
25A-41A	25	20	1	0	100	0	26365	18825	41	20	39750	23.54	24.16		
25A-25A	25	20	1	99	100	0	26140	1860	25	20	8590	23.44	24.15		
25A-26A	25	20	1	99	100	0	26140	1860	26	15	8865	23.38	24.15		
13A-66A	13	10	1	0	50	0	23230	782	66	20	67236	22.81	23.69		
2A-7A	2	10	1	25	50	0	18650	1855	7	20	3350	23.78	24.42		
38C	38	20	1	50	100	0	37850	2580	38	20	38048	22.75	23.75		
7A-12A	7	20	1	50	100	0	21100	2535	12	10	5095	22.52	23.04		
7A-20A	7	20	1	50	100	0	21100	2535	20	20	6350	22.45	23.04		
7A-28A	7	20	1	50	100	0	21100	2535	28	20	9560	22.34	23.04		
7A-7A	7	20	1	50	100	0	21100	2535	7	15	3400	22.51	23.04		
7A-8A	7	20	1	50	100	0	21100	2535	8	10	3525	22.52	23.04		

DL LTE CA Class	PCC Band	PCC Bandwidth (MHz)	PCC UL RB size	PCC					PCC UL Channel	Frequency	SCC			Power		
				PCC DL RB size	PCC DL RB offset	PCC UL Channel	Frequency	SCC Band			SCC Bandwidth (MHz)	SCC DL Channel	Rel 8 LTE Tx Power(dBm)	Rel 10 DL LTE CA Tx Power(dBm)		
2A-4A-12A	2	10	1	25	50	0	18650	1855	4	20	2300	12	10	5130	23.64	24.42
2A-2A-4A	2	10	1	25	50	0	18650	1855	2	20	1100	4	20	20175	23.46	24.42
2A-4A-5A	2	10	1	25	50	0	18650	1855	4	20	2300	5	10	2600	23.48	24.42
2A-12A-66A	2	10	1	25	50	0	18650	1855	12	10	5130	66	20	67236	23.78	24.42
2A-66A-66A	2	10	1	25	50	0	18650	1855	66	20	66536	66	20	67036	23.42	24.42
2A-66C	2	10	1	25	50	0	18650	1855	66	20	66838	66	20	67036	23.69	24.42
2A-2A-66A	2	10	1	25	50	0	18650	1855	2	20	1100	66	20	67236	23.54	24.42
2A-2A-12A	2	10	1	25	50	0	18650	1855	2	20	1100	12	10	5130	23.87	24.42
2A-4A-71A	2	10	1	25	50	0	18650	1855	4	20	2300	71	20	68836	23.67	24.42
2A-66A-71A	2	10	1	25	50	0	18650	1855	66	20	67236	71	20	68836	23.54	24.42
2A-2A-71A	2	10	1	25	50	0	18650	1855	2	20	1100	71	20	68836	23.75	24.42
2A-5A-66A	2	10	1	25	50	0	18650	1855	5	10	2600	66	20	67236	23.45	24.42
2A-13A-66A	2	10	1	25	50	0	18650	1855	13	10	5230	66	20	67236	23.54	24.42
2A-2A-13A	2	10	1	25	50	0	18650	1855	2	20	1100	13	10	5230	23.49	24.42
2A-2A-5A	2	10	1	25	50	0	18650	1855	2	20	1100	5	10	2600	23.51	24.42
2A-4A-13A	2	10	1	25	50	0	18650	1855	4	20	2300	13	10	5230	23.87	24.42
2A-5A-66A	2	10	1	25	50	0	18650	1855	5	10	2600	66	20	67236	23.58	24.42
2C-66A	2	20	1	99	100	0	18700	1860	2	10	844	66	20	67036	23.25	24.09
12A-66A+66A	12	10	1	25	50	0	23060	704	66	20	66536	66	20	67036	23.83	24.43
12A-66C	12	10	1	25	50	0	23060	704	66	20	66838	66	20	67036	23.85	24.43
12A-2A-4A	12	10	1	25	50	0	23060	704	2	20	900	4	20	20175	23.71	24.43
12A-2A-2A	12	10	1	25	50	0	23060	704	2	20	900	2	20	900	23.84	24.43
12A-2A-66A	12	10	1	25	50	0	23060	704	2	20	900	66	20	67036	23.79	24.43
12A-4A-4A	12	10	1	25	50	0	23060	704	4	20	20175	4	20	20175	23.91	24.43
13A-2A-66A	13	5	1	0	50	0	23205	779.5	2	20	900	66	20	67036	23.51	23.77
13A-2A-4A	13	5	1	0	50	0	23205	779.5	2	20	900	4	20	20175	23.49	23.77
13A-4A-4A	13	5	1	0	50	0	23205	779.5	4	20	20175	4	20	20175	23.56	23.77
13A-66C	13	5	1	0	50	0	23205	779.5	66	20	67036	66	20	67036	23.49	23.77
71A-2A-4A	71	20	1	0	100	0	133372	688	2	20	900	66	20	20175	23.91	24.08
71A-2A-66A	71	20	1	0	100	0	133372	688	2	20	900	66	20	67036	23.68	24.08
71A-2A-2A	71	20	1	0	100	0	133372	688	2	20	900	2	20	900	23.71	24.08
71A-4A-4A	71	20	1	0	100	0	133372	688	4	20	900	4	20	20175	23.58	24.08
66A-66A-71A	66	20	1	0	100	0	132072	1720	66	20	67036	71	20	133322	23.85	24.31
66A-66A-2A	66	20	1	0	100	0	132072	1720	66	20	67036	2	20	900	23.51	24.31
66A-66A-12A	66	20	1	0	100	0	132072	1720	66	20	67036	12	10	5130	23.96	24.31
66A-2A-13A	66	20	1	0	100	0	132072	1720	2	20	900	13	10	5230	23.63	24.31
66A-2A-5A	66	20	1	0	100	0	132072	1720	2	20	900	5	10	2600	23.85	24.31
66A-2A-12A	66	20	1	0	100	0	132072	1720	2	20	900	12	10	5130	23.99	24.43
66A-2C	66	20	1	0	100	0	132072	1720	2	20	900	2	20	900	23.76	24.31
66C-71A	66	20	1	0	100	0	132072	1720	66	20	66734	71	20	133322	23.79	24.31
66C-5A	66	20	1	0	100	0	132072	1720	66	20	67036	5	10	2600	23.69	24.31
66C-12A	66	20	1	0	100	0	132072	1720	66	20	67036	12	10	5130	23.86	24.31
66C-13A	66	20	1	0	100	0	132072	1720	66	20	67036	13	10	5230	23.74	24.31
66C-2A	66	20	1	0	100	0	132072	1720	66	20	66734	2	20	900	23.88	24.31
41C	41	20	1	0	100	0	41490	2680	41	20	41094	41	20	41094	25.98	26.63
41C-41A	41	20	1	0	100	0	41490	2680	41	20	39750	41	20	39948	25.98	26.63

ANT1 DSI 1

DL LTE CA Class	PCC Band	PCC Bandwidth (MHz)	PCC UL RB size	PCC					PCC UL Channel	Frequency	SCC			Power	
				PCC DL RB size	PCC DL RB offset	PCC UL Channel	Frequency	SCC Band			SCC Bandwidth (MHz)	SCC DL Channel	Rel 8 LTE Tx Power(dBm)	Rel 10 DL LTE CA Tx Power(dBm)	
66B	66	10	1	0	50	0	132072	1720	66	5	66464	21.89	22.42		
25A-41A	25	20	1	0	100	0	26365	18825	41	20	39750	23.88	24.42		
25A-25A	25	20	1	99	100	0	26140	1860	25	20	8590	20.76	21.42		
25A-26A	25	20	1	99	100	0	26140	1860	26	15	8865	20.9	21.42		
2A-7A	2	10	1	25	50	0	18650	1855	7	20	3350	20.12	20.78		

DL LTE CA Class	PCC Band	PCC Bandwidth (MHz)	PCC UL RB size	PCC					PCC UL Channel	Frequency	SCC			Power		
				PCC DL RB size	PCC DL RB offset	PCC UL Channel	Frequency	SCC Band			SCC Bandwidth (MHz)	SCC DL Channel	Rel 8 LTE Tx Power(dBm)	Rel 10 DL LTE CA Tx Power(dBm)		
2A-2A-4A	2	10	1	25	50	0	18650	1855	2	20	1100	4	20	20175	19.95	20.79
2A-4A-5A	2	10	1	25	50	0	18650	1855	4	20	2300	5	10	2600	20.09	20.79
2A-12A-66A	2	10	1	25	50	0	18650	1855	12	10	5130	66	20	67236	19.89	20.79
2A-66A-66A	2	10	1	25	50	0	18650	1855	66	20	66536	66	20	67036	20.02	20.79
2A-66C	2	10	1	25	50	0	18650	1855	66	20	66838	66	20	67036	20.15	20.79
2A-2A-66A	2	10	1	25	50	0	18650	1855	2	20	1100	66	20	67236	20.29	20.79
2A-5A-12A	2	10	1	25	50	0	18650	1855	4	20	2300	12	10	5130	20.29	20.79
2A-4A-71A	2	10	1	25	50	0	18650	1855	4	20	2300	71	20	68836	20.08	20.79
2A-66A-71A	2	10	1	25	50	0	18650	1855	66	20	67236	71	20	68836	20.29	20.79
2A-5A-12A	2	10	1	25	50	0	18650	1855	4	20	2300	12	10	5130	20.29	20.79
2A-5A-66A	2	10	1	25	50	0	18650	1855	5	10	2600	66	20	67236	20.27	20.79
2A-13A-66A	2	10	1	25	50	0	18650	1855	13	10	5230	66	20	67236	19.83	20.79
2A-2A-13A	2	10	1	25	50	0	18650	1855	2	20	1100	13	10	5230	20.29	20.79
2A-5A-66A	2	10	1	25	50	0	18650	1855	5	10	2600	66	20	67036	20.04	20.79
2A-4A-13A	2	10	1	25	50	0	18650	1855	4	20	2300	13	10	5230	20.2	20.79
2A-5A-66A	2	10	1	25	50	0	18650	1855	5	1						



No.I21Z62312-SEM07

ANT1 DSI 4

Table with columns: DL LTE CA Class, PCC Band, PCC Bandwidth (MHz), PCC UL RB size, PCC DL RB size, PCC DL RB offset, PCC UL Channel, Frequency, SCC Band, SCC Bandwidth (MHz), SCC DL Channel, SCC Band, SCC Bandwidth (MHz), SCC DL Channel, Rel 8 LTE Power (dBm), Rel 10 DL LTE CA Tx Power (dBm). Includes sub-tables for SCC and PCC configurations.

ANT1 DSI 5

Table with columns: DL LTE CA Class, PCC Band, PCC Bandwidth (MHz), PCC UL RB size, PCC DL RB size, PCC DL RB offset, PCC UL Channel, Frequency, SCC Band, SCC Bandwidth (MHz), SCC DL Channel, SCC Band, SCC Bandwidth (MHz), SCC DL Channel, Rel 8 LTE Power (dBm), Rel 10 DL LTE CA Tx Power (dBm). Includes sub-tables for SCC and PCC configurations.

ANT1 DSI 6

Table with columns: DL LTE CA Class, PCC Band, PCC Bandwidth (MHz), PCC UL RB size, PCC DL RB size, PCC DL RB offset, PCC UL Channel, Frequency, SCC Band, SCC Bandwidth (MHz), SCC DL Channel, SCC Band, SCC Bandwidth (MHz), SCC DL Channel, Rel 8 LTE Power (dBm), Rel 10 DL LTE CA Tx Power (dBm). Includes sub-tables for SCC and PCC configurations.



ANT1 DSI 9

DL LTE CA Class	PCC							SCC				Power	
	PCC Band	PCC Bandwidth (MHz)	PCC UL RB size	PCC DL RB offset	PCC DL RB size	PCC DL RB offset	PCC UL Channel	Frequency	SCC Band	SCC Bandwidth (MHz)	SCC DL Channel	Rel 8 LTE Tx Power(dBm)	Rel 10 DL LTE CA Tx Power(dBm)
66B	66	10	1	0	50	0	132072	1720	66	5	66464	21.07	21.9
41C-41A	41	20	1	0	100	0	41490	2680	41	20	39750	20.54	21.26
25A-41A	25	20	1	0	100	0	26365	1892.5	41	20	39750	19.38	20.32
25A-25A	25	20	1	99	100	0	26140	1860	25	20	8590	19.73	20.32
25A-25A	25	20	1	99	100	0	26140	1860	26	15	8965	19.66	20.32
7A-7A	7	10	1	25	50	0	18650	1855	7	20	3350	20.4	21.24
38C	38	20	1	50	100	0	37850	2680	38	20	36048	21.64	22.59
7A-12A	7	20	1	50	100	0	21100	2535	12	10	5205	21.5	22.38
7A-28A	7	20	1	50	100	0	21100	2535	28	20	9560	21.96	22.38
7A-7A	7	20	1	50	100	0	21100	2535	7	15	3400	21.85	22.38

DL LTE CA Class	PCC							SCC				Power	
	PCC Band	PCC Bandwidth (MHz)	PCC UL RB size	PCC DL RB offset	PCC DL RB size	PCC DL RB offset	PCC UL Channel	Frequency	SCC Band	SCC Bandwidth (MHz)	SCC DL Channel	Rel 8 LTE Tx Power(dBm)	Rel 10 DL LTE CA Tx Power(dBm)
2A-2A-4A	2	10	1	25	50	0	18650	1855	2	20	1100	4	20.74
2A-4A-5A	2	10	1	25	50	0	18650	1855	4	20	2300	5	20.74
2A-12A-66A	2	10	1	25	50	0	18650	1855	12	10	5130	66	20.74
2A-66A-66A	2	10	1	25	50	0	18650	1855	66	20	66336	66	20.74
2A-66C	2	10	1	25	50	0	18650	1855	66	20	66336	66	20.74
2A-2A-66A	2	10	1	25	50	0	18650	1855	2	20	1100	66	20.74
2A-2A-12A	2	10	1	25	50	0	18650	1855	2	20	1100	12	20.74
2A-4A-71A	2	10	1	25	50	0	18650	1855	4	20	2300	71	20.74
2A-66A-71A	2	10	1	25	50	0	18650	1855	66	20	67236	71	20.74
2A-2A-71A	2	10	1	25	50	0	18650	1855	2	20	1100	71	20.74
2A-6A-66A	2	10	1	25	50	0	18650	1855	6	10	2600	66	20.74
2A-12A-66A	2	10	1	25	50	0	18650	1855	12	10	5230	66	20.74
2A-2A-13A	2	10	1	25	50	0	18650	1855	2	20	1100	13	20.74
2A-2A-5A	2	10	1	25	50	0	18650	1855	2	20	1100	5	20.74
2A-4A-13A	2	10	1	25	50	0	18650	1855	4	20	2300	13	20.74
2A-5A-66A	2	10	1	25	50	0	18650	1855	5	10	2600	66	20.74
66A-66A-71A	66	20	1	0	100	0	132072	1720	66	20	67036	71	21.24
2C-66A	7	20	1	99	100	0	18700	1860	2	10	844	66	21.24
66C-71A	66	20	1	0	100	0	132072	1720	66	20	66734	71	21.24
66A-66A-7A	66	20	1	0	100	0	132072	1720	66	20	67036	7	21.24
66A-66A-12A	66	20	1	0	100	0	132072	1720	66	20	67036	12	21.24
66A-12A-13A	66	20	1	0	100	0	132072	1720	2	20	900	13	21.24
66A-2A-5A	66	20	1	0	100	0	132072	1720	2	20	900	5	21.24
66A-2A-12A	66	20	1	0	100	0	132072	1720	2	20	900	12	21.24
66A-2A	66	20	1	0	100	0	132072	1720	2	20	900	2	21.24
66C-5A	66	20	1	0	100	0	132072	1720	66	20	67036	5	21.24
66C-12A	66	20	1	0	100	0	132072	1720	66	20	67036	12	21.24
66C-13A	66	20	1	0	100	0	132072	1720	66	20	67036	13	21.24
66C-2A	66	20	1	0	100	0	132072	1720	66	20	66734	2	21.24
41D	41	20	1	0	100	0	41490	2680	41	20	41094	41	21.26
41C-41A	41	20	1	0	100	0	41490	2680	41	20	39750	41	21.26

ANT1 DSI 10

DL LTE CA Class	PCC							SCC				Power	
	PCC Band	PCC Bandwidth (MHz)	PCC UL RB size	PCC DL RB offset	PCC DL RB size	PCC DL RB offset	PCC UL Channel	Frequency	SCC Band	SCC Bandwidth (MHz)	SCC DL Channel	Rel 8 LTE Tx Power(dBm)	Rel 10 DL LTE CA Tx Power(dBm)
66B	66	10	1	0	50	0	132072	1720	66	5	66464	14.91	15.89
41C-41A	41	20	1	0	100	0	41490	2680	41	20	39750	14.78	15.34
25A-41A	25	20	1	0	100	0	26365	1892.5	41	20	39750	13.93	14.93
25A-25A	25	20	1	99	100	0	26140	1860	25	20	8590	14.39	14.93
25A-25A	25	20	1	99	100	0	26140	1860	26	15	8965	14.11	14.93
7A-7A	7	10	1	25	50	0	18650	1855	7	20	3350	13.86	14.86
38C	38	20	1	50	100	0	37850	2680	38	20	36048	15.9	16.53
7A-12A	7	20	1	50	100	0	21100	2535	12	10	5205	14.69	15.5
7A-20A	7	20	1	50	100	0	21100	2535	20	20	6350	14.99	15.5
7A-28A	7	20	1	50	100	0	21100	2535	28	20	9560	14.67	15.5
7A-7A	7	20	1	50	100	0	21100	2535	7	15	3400	14.54	15.5
7A-8A	7	20	1	50	100	0	21100	2535	8	10	3625	14.77	15.5

DL LTE CA Class	PCC							SCC				Power	
	PCC Band	PCC Bandwidth (MHz)	PCC UL RB size	PCC DL RB offset	PCC DL RB size	PCC DL RB offset	PCC UL Channel	Frequency	SCC Band	SCC Bandwidth (MHz)	SCC DL Channel	Rel 8 LTE Tx Power(dBm)	Rel 10 DL LTE CA Tx Power(dBm)
2A-2A-4A	2	10	1	25	50	0	18650	1855	2	20	1100	4	13.96
2A-4A-5A	2	10	1	25	50	0	18650	1855	4	20	2300	5	14.86
2A-12A-66A	2	10	1	25	50	0	18650	1855	12	10	5130	66	14.86
2A-66A-66A	2	10	1	25	50	0	18650	1855	66	20	66336	66	14.86
2A-66C	2	10	1	25	50	0	18650	1855	66	20	66336	66	14.86
2A-2A-66A	2	10	1	25	50	0	18650	1855	2	20	1100	66	14.86
2A-2A-12A	2	10	1	25	50	0	18650	1855	2	20	1100	12	14.86
2A-4A-71A	2	10	1	25	50	0	18650	1855	4	20	2300	71	14.86
2A-66A-71A	2	10	1	25	50	0	18650	1855	66	20	67236	71	14.86
2A-2A-71A	2	10	1	25	50	0	18650	1855	2	20	1100	71	14.86
2A-6A-66A	2	10	1	25	50	0	18650	1855	6	10	2600	66	14.86
2A-12A-66A	2	10	1	25	50	0	18650	1855	12	10	5230	66	14.86
2A-2A-13A	2	10	1	25	50	0	18650	1855	2	20	900	13	14.86
66A-2A-5A	66	20	1	0	100	0	132072	1720	2	20	900	5	15.89
66A-2A-12A	66	20	1	0	100	0	132072	1720	2	20	900	12	15.89
66A-2C	66	20	1	0	100	0	132072	1720	2	20	900	2	15.89
66C-5A	66	20	1	0	100	0	132072	1720	66	20	67036	5	15.89
66C-12A	66	20	1	0	100	0	132072	1720	66	20	67036	12	15.89
66C-13A	66	20	1	0	100	0	132072	1720	66	20	67036	13	15.89
66C-2A	66	20	1	0	100	0	132072	1720	66	20	66734	2	15.89
41D	41	20	1	0	100	0	41490	2680	41	20	41094	41	15.34
41C-41A	41	20	1	0	100	0	41490	2680	41	20	39750	41	15.34
2A-12A-66A	2	10	1	25	50	0	18650	1855	12	10	5230	66	14.04
2A-2A-13A	2	10	1	25	50	0	18650	1855	2	20	1100	13	14.86
2A-2A-13A	2	10	1	25	50	0	18650	1855	2	20	1100	5	14.86
2A-4A-13A	2	10	1	25	50	0	18650	1855	4	20	2300	13	14.86
2A-5A-66A	2	10	1	25	50	0	18650	1855	5	10	2600	66	14.86



ANT1 DSI 19

DL LTE CA Class	PCC Band	PCC Bandwidth (MHz)	PCC					SCC		SCC		Power	
			PCC UL RB size	PCC DL RB size	PCC DL RB offset	PCC UL Channel	Frequency	SCC Band	SCC Bandwidth (MHz)	SCC DL Channel	Rel 8 LTE Tx Power(dBm)	Rel 10 DL LTE CA Tx Power(dBm)	
66B	66	10	1	0	50	0	132072	1720	66	5	66464	19.27	20.06
41A-41A	41	20	1	0	100	0	41490	2680	41	20	39750	18.8	19.72
25A-41A	25	20	1	0	100	0	26365	1882.5	41	20	39750	18.06	18.86
25A-25A	25	20	1	99	100	0	26140	1860	25	20	8530	17.89	18.86
25A-26A	25	20	1	99	100	0	26140	1860	26	15	8865	18.09	18.86
2A-7A	2	10	1	25	50	0	18650	1855	7	20	3350	16.89	17.84
38C	38	20	1	50	100	0	37950	2580	38	20	38048	19.82	20.6
7A-12A	7	20	1	50	100	0	21100	2535	12	10	5095	20.36	20.89
7A-7A	7	20	1	50	100	0	21100	2535	7	15	3400	20.22	20.89

DL LTE CA Class	PCC Band	PCC Bandwidth (MHz)	PCC					SCC		SCC		Power				
			PCC UL RB size	PCC DL RB size	PCC DL RB offset	PCC UL Channel	Frequency	SCC Band	SCC Bandwidth (MHz)	SCC DL Channel	Rel 8 LTE Tx Power(dBm)	Rel 10 DL LTE CA Tx Power(dBm)				
2A-2A-4A	2	10	1	25	50	0	18650	1855	2	20	1100	4	20	20175	16.26	17.84
2A-4A-5A	2	10	1	25	50	0	18650	1855	4	20	2300	5	10	2500	17.08	17.84
2A-12A-66A	2	10	1	25	50	0	18650	1855	12	10	5130	66	20	67236	17.2	17.84
2A-66A-66A	2	10	1	25	50	0	18650	1855	66	20	66536	66	20	67036	17.27	17.84
2A-66C	2	10	1	25	50	0	18650	1855	66	20	66536	66	20	67036	16.87	17.84
2A-2A-66A	2	10	1	25	50	0	18650	1855	2	20	1100	66	20	67236	17.28	17.84
2A-2A-12A	2	10	1	25	50	0	18650	1855	2	20	1100	12	10	5130	17.14	17.84
2A-4A-71A	2	10	1	25	50	0	18650	1855	4	20	2300	71	20	68836	17	17.84
2A-66A-71A	2	10	1	25	50	0	18650	1855	66	20	67236	71	20	68836	17.32	17.84
2A-2A-71A	2	10	1	25	50	0	18650	1855	2	20	1100	71	20	68836	17.14	17.84
2A-5A-66A	2	10	1	25	50	0	18650	1855	5	10	2600	66	20	67236	17.19	17.84
66A-66A-71A	66	20	1	100	0	132072	1720	66	20	67036	71	20	133322	19.34	20.06	
2C-66A	2	20	1	99	100	0	18700	1860	2	10	844	66	20	67036	17.02	17.84
66C-71A	66	20	1	0	100	0	132072	1720	66	20	66734	71	20	133322	19.41	20.06
66A-66A-2A	66	20	1	0	100	0	132072	1720	66	20	67036	2	20	900	19.86	20.06
66A-66A-12A	66	20	1	0	100	0	132072	1720	66	20	67036	12	10	5130	19.92	20.06
66A-2A-13A	66	20	1	0	100	0	132072	1720	2	20	900	13	10	5230	19.76	20.06
66A-2A-5A	66	20	1	0	100	0	132072	1720	2	20	900	5	10	2600	20.01	20.06
66A-2A-12A	66	20	1	0	100	0	132072	1720	2	20	900	12	10	5130	19.92	20.06
66A-2C	66	20	1	0	100	0	132072	1720	2	20	900	2	20	900	19.83	20.06
66C-5A	66	20	1	0	100	0	132072	1720	66	20	67036	5	10	2600	19.74	20.06
66C-12A	66	20	1	0	100	0	132072	1720	66	20	67036	12	10	5130	19.85	20.06
66C-13A	66	20	1	0	100	0	132072	1720	66	20	67036	13	10	5230	19.69	20.06
66C-2A	66	20	1	0	100	0	132072	1720	66	20	66734	2	20	900	19.88	20.06
41D	41	20	1	0	100	0	41490	2680	41	20	41094	41	20	41292	18.95	19.72
41C-41A	41	20	1	0	100	0	41490	2680	41	20	39750	41	20	39948	19.02	19.72
2A-13A-66A	2	10	1	25	50	0	18650	1855	13	10	5230	66	20	67236	17.14	17.84
2A-2A-13A	2	10	1	25	50	0	18650	1855	2	20	1100	13	10	5230	16.96	17.84
2A-2A-5A	2	10	1	25	50	0	18650	1855	2	20	1100	5	10	2600	16.95	17.84
2A-4A-13A	2	10	1	25	50	0	18650	1855	4	20	2300	13	10	5230	16.85	17.84
2A-5A-66A	2	10	1	25	50	0	18650	1855	5	10	2600	66	20	67236	16.89	17.84

ANT0 DSI 0

DL LTE CA Class	PCC Band	PCC Bandwidth (MHz)	PCC					SCC		SCC		Power	
			PCC UL RB offset	PCC DL RB size	PCC DL RB offset	PCC UL Channel	Frequency	SCC Band	SCC Bandwidth (MHz)	SCC DL Channel	Rel 8 LTE Tx Power(dBm)	Rel 10 DL LTE CA Tx Power(dBm)	
66B	66	10	1	0	50	0	132072	1720	66	5	66464	23.83	24.67
41A-41A	41	20	1	0	100	0	41490	2680	41	20	39750	23.03	24.23
25A-41A	25	20	1	0	100	0	26365	1882.5	41	20	39750	23.75	24.36
25A-25A	25	20	1	99	100	0	26140	1860	25	20	8530	23.39	24.36
25A-26A	25	20	1	99	100	0	26140	1860	26	15	8865	23.77	24.36
13A-66A	13	10	1	0	50	0	23230	782	66	20	67236	22.76	23.26
2A-7A	2	10	1	25	50	0	18650	1855	7	20	3350	23.31	24.23
38C	38	20	1	50	100	0	37950	2580	38	20	38048	23.86	24.86
7A-12A	7	20	1	50	100	0	21100	2535	12	10	5095	23.35	24.36
7A-7A	7	20	1	50	100	0	21100	2535	7	15	3400	23.35	24.36

DL LTE CA Class	PCC Band	PCC Bandwidth (MHz)	PCC					SCC		SCC		Power			
			PCC UL RB size	PCC DL RB size	PCC DL RB offset	PCC UL Channel	Frequency	SCC Band	SCC Bandwidth (MHz)	SCC DL Channel	Rel 8 LTE Tx Power(dBm)	Rel 10 DL LTE CA Tx Power(dBm)			
2A-2A-4A	2	10	1	25	50	0	18650	1855	2	20	1100	4	20	20175	24.23
2A-4A-5A	2	10	1	25	50	0	18650	1855	4	20	2300	5	10	2600	24.45
2A-12A-66A	2	10	1	25	50	0	18650	1855	12	10	5130	66	20	67236	24.39
2A-66A-66A	2	10	1	25	50	0	18650	1855	66	20	66536	66	20	67036	24.39
2A-66C	2	10	1	25	50	0	18650	1855	66	20	66536	66	20	67036	24.23
2A-2A-66A	2	10	1	25	50	0	18650	1855	2	20	1100	66	20	67236	24.44
2A-2A-12A	2	10	1	25	50	0	18650	1855	2	20	1100	12	10	5130	24.36
2A-4A-71A	2	10	1	25	50	0	18650	1855	4	20	2300	71	20	68836	24.47
2A-66A-71A	2	10	1	25	50	0	18650	1855	66	20	67236	71	20	68836	24.73
2A-2A-71A	2	10	1	25	50	0	18650	1855	2	20	1100	71	20	68836	24.33
2A-5A-66A	2	10	1	25	50	0	18650	1855	5	10	2600	66	20	67236	24.44
12A-66A-66A	12	10	1	25	50	0	23060	704	66	20	66536	66	20	67036	24.64
66A-66A-71A	66	20	1	0	100	0	132072	1720	66	20	67036	71	20	133322	24.72
2C-66A	2	20	1	99	100	0	18700	1860	2	10	844	66	20	67036	24.38
12A-66C	12	10	1	25	50	0	23060	704	66	20	66536	66	20	67036	23.95
12A-66A-66A	12	10	1	25	50	0	23060	704	66	20	66536	66	20	67036	23.67
12A-66C	12	10	1	25	50	0	23060	704	66	20	66838	66	20	67036	24.81
12A-2A-4A	12	10	1	25	50	0	23060	704	2	20	900	4	20	20175	24.64
12A-2A-12A	12	10	1	25	50	0	23060	704	2	20	900	12	10	5130	24.64
12A-2A-66A	12	10	1	25	50	0	23060	704	2	20	900	66	20	67036	24.64
12A-4A-4A	12	10	1	25	50	0	23060	704	4	20	20175	4	20	20175	24.03
13A-2A-66A	13	5	1	0	50	0	23205	794.5	2	20	900	66	20	67036	23.67
13A-2A-4A	13	5	1	0	50	0	23205	794.5	2	20	900	4	20	20175	23.85
13A-4A-4A	13	5	1	0	50	0	23205	794.5	4	20					

ANT0 DSI 2

2CC													
DL LTE CA Class	PCC								SCC			Power	
	PCC Band	PCC Bandwidth (MHz)	PCC UL RB size	PCC UL RB offset	PCC DL RB size	PCC DL RB offset	PCC UL Channel	Frequency	SCC Band	SCC Bandwidth (MHz)	SCC DL Channel	Rel 8 LTETx Power(dBm)	Rel 10 DL LTE CA Tx Power(dBm)
2A-7A	2	10	1	25	50	0	18650	1855	7	20	3350	22.59	23.37

3CC																
DL LTE CA Class	PCC								SCC			Power				
	PCC Band	PCC Bandwidth (MHz)	PCC UL RB size	PCC UL RB offset	PCC DL RB size	PCC DL RB offset	PCC UL Channel	Frequency	SCC Band	SCC Bandwidth (MHz)	SCC DL Channel	Rel 8 LTETx Power(dBm)	Rel 10 DL LTE CA Tx Power(dBm)			
2A-2A-4A	2	10	1	25	50	0	18650	1855	2	20	1100	4	20	22.55	23.37	
2A-4A-5A	2	10	1	25	50	0	18650	1855	4	20	2300	5	10	2600	22.49	23.37
2A-12A-66A	2	10	1	25	50	0	18650	1855	12	10	5130	66	20	67236	22.67	23.37
2A-66A-66A	2	10	1	25	50	0	18650	1855	66	20	66536	66	20	67036	22.43	23.37
2A-66C	2	10	1	25	50	0	18650	1855	66	20	66838	66	20	67036	22.75	23.37
2A-2A-66A	2	10	1	25	50	0	18650	1855	2	20	1100	66	20	67236	22.74	23.37
2A-2A-12A	2	10	1	25	50	0	18650	1855	2	20	1100	12	10	5130	22.5	23.37
2A-4A-71A	2	10	1	25	50	0	18650	1855	4	20	2300	71	20	68836	22.7	23.37
2A-66A-71A	2	10	1	25	50	0	18650	1855	66	20	67236	71	20	68836	22.65	23.37
2A-2A-71A	2	10	1	25	50	0	18650	1855	2	20	1100	71	20	68836	22.6	23.37
2A-5A-66A	2	10	1	25	50	0	18650	1855	5	10	2600	66	20	67236	22.79	23.37
2C-66A	2	20	1	99	100	0	18700	1860	2	10	844	66	20	67036	22.39	23.37
2A-13A-66A	2	10	1	25	50	0	18650	1855	13	10	5230	66	20	67236	22.73	23.37
2A-2A-13A	2	10	1	25	50	0	18650	1855	2	20	1100	13	10	5230	22.78	23.37
2A-2A-5A	2	10	1	25	50	0	18650	1855	2	20	1100	5	10	2600	22.79	23.37
2A-4A-13A	2	10	1	25	50	0	18650	1855	4	20	2300	13	10	5230	22.79	23.37
2A-5A-66A	2	10	1	25	50	0	18650	1855	5	10	2600	66	20	67236	22.57	23.37

ANT0 DSI 7

2CC													
DL LTE CA Class	PCC								SCC			Power	
	PCC Band	PCC Bandwidth (MHz)	PCC UL RB size	PCC UL RB offset	PCC DL RB size	PCC DL RB offset	PCC UL Channel	Frequency	SCC Band	SCC Bandwidth (MHz)	SCC DL Channel	Rel 8 LTETx Power(dBm)	Rel 10 DL LTE CA Tx Power(dBm)
25A-41A	25	20	1	0	100	0	26365	1882.5	41	20	39750	20.59	21.47
25A-25A	25	20	1	99	100	0	26140	1860	25	20	8590	20.87	21.47
25A-26A	25	20	1	99	100	0	26140	1860	26	15	8865	20.83	21.47
2A-7A	2	10	1	25	50	0	18650	1855	7	20	3350	20.3	20.87

3CC																
DL LTE CA Class	PCC								SCC			Power				
	PCC Band	PCC Bandwidth (MHz)	PCC UL RB size	PCC UL RB offset	PCC DL RB size	PCC DL RB offset	PCC UL Channel	Frequency	SCC Band	SCC Bandwidth (MHz)	SCC DL Channel	Rel 8 LTETx Power(dBm)	Rel 10 DL LTE CA Tx Power(dBm)			
2A-2A-4A	2	10	1	25	50	0	18650	1855	2	20	1100	4	20	20175	20.19	20.87
2A-4A-5A	2	10	1	25	50	0	18650	1855	4	20	2300	5	10	2600	19.96	20.87
2A-12A-66A	2	10	1	25	50	0	18650	1855	12	10	5130	66	20	67236	20.04	20.87
2A-66A-66A	2	10	1	25	50	0	18650	1855	66	20	66536	66	20	67036	19.91	20.87
2A-66C	2	10	1	25	50	0	18650	1855	66	20	66838	66	20	67036	20.3	20.87
2A-2A-66A	2	10	1	25	50	0	18650	1855	2	20	1100	66	20	67236	20.25	20.87
2A-2A-12A	2	10	1	25	50	0	18650	1855	2	20	1100	12	10	5130	19.88	20.87
2A-4A-71A	2	10	1	25	50	0	18650	1855	4	20	2300	71	20	68836	20.2	20.87
2A-66A-71A	2	10	1	25	50	0	18650	1855	66	20	67236	71	20	68836	19.96	20.87
2A-2A-71A	2	10	1	25	50	0	18650	1855	2	20	1100	71	20	68836	20.06	20.87
2A-5A-66A	2	10	1	25	50	0	18650	1855	5	10	2600	66	20	67236	20.17	20.87
2C-66A	2	20	1	99	100	0	18700	1860	2	10	844	66	20	67036	19.95	20.87
2A-13A-66A	2	10	1	25	50	0	18650	1855	13	10	5230	66	20	67236	20.01	20.87
2A-2A-13A	2	10	1	25	50	0	18650	1855	2	20	1100	13	10	5230	19.92	20.87
2A-2A-5A	2	10	1	25	50	0	18650	1855	2	20	1100	5	10	2600	20.11	20.87
2A-4A-13A	2	10	1	25	50	0	18650	1855	4	20	2300	13	10	5230	20.19	20.87
2A-5A-66A	2	10	1	25	50	0	18650	1855	5	10	2600	66	20	67236	20.3	20.87

ANT0 DSI 9

2CC													
DL LTE CA Class	PCC								SCC			Power	
	PCC Band	PCC Bandwidth (MHz)	PCC UL RB size	PCC UL RB offset	PCC DL RB size	PCC DL RB offset	PCC UL Channel	Frequency	SCC Band	SCC Bandwidth (MHz)	SCC DL Channel	Rel 8 LTETx Power(dBm)	Rel 10 DL LTE CA Tx Power(dBm)
66B	66	10	1	0	50	0	132072	1720	66	5	66464	23.06	23.92

3CC																
DL LTE CA Class	PCC								SCC			Power				
	PCC Band	PCC Bandwidth (MHz)	PCC UL RB size	PCC UL RB offset	PCC DL RB size	PCC DL RB offset	PCC UL Channel	Frequency	SCC Band	SCC Bandwidth (MHz)	SCC DL Channel	Rel 8 LTETx Power(dBm)	Rel 10 DL LTE CA Tx Power(dBm)			
66A-66A-71A	66	20	1	0	100	0	132072	1720	66	20	67036	71	20	133322	23.11	23.92
66C-71A	66	20	1	0	100	0	132072	1720	66	20	66734	71	20	133322	23.28	23.92
66A-66A-2A	66	20	1	0	100	0	132072	1720	66	20	67036	2	20	900	23.85	23.92
66A-66A-12A	66	20	1	0	100	0	132072	1720	66	20	67036	12	10	5130	23.64	23.92
66A-2A-13A	66	20	1	0	100	0	132072	1720	2	20	900	13	10	5230	23.75	23.92
66A-2A-5A	66	20	1	0	100	0	132072	1720	2	20	900	5	10	2600	23.69	23.92
66A-2A-12A	66	20	1	0	100	0	132072	1720	2	20	900	12	10	5130	23.55	23.92
66A-2C	66	20	1	0	100	0	132072	1720	2	20	900	2	20	900	23.96	23.92
66C-5A	66	20	1	0	100	0	132072	1720	66	20	67036	5	10	2600	23.54	23.92
66C-12A	66	20	1	0	100	0	132072	1720	66	20	67036	12	10	5130	23.85	23.92
66C-13A	66	20	1	0	100	0	132072	1720	66	20	67036	13	10	5230	23.69	23.92
66C-2A	66	20	1	0	100	0	132072	1720	66	20	66734	2	20	900	23.84	23.92



ANT0 DSI 19

DL LTE CA Class	PCC								SCC			Power	
	PCC Band	PCC Bandwidth (MHz)	PCC UL RB size	PCC UL RB offset	PCC DL RB size	PCC DL RB offset	PCC UL Channel	Frequency	SCC Band	SCC		Rel 8 LTE Tx Power(dBm)	Rel 10 DL LTE CA Tx Power(dBm)
										SCC Bandwidth (MHz)	DL Channel		
66B	66	10	1	0	50	0	132072	1720	66	5	66464	22.13	22.92
25A-41A	25	20	1	0	100	0	26365	1882.5	41	20	39750	20.13	20.9
25A-25A	25	20	1	99	100	0	26140	1860	25	20	8590	20.32	20.9
25A-26A	25	20	1	99	100	0	26140	1860	26	15	8865	20.21	20.9
2A-7A	2	10	1	25	50	0	18650	1855	7	20	3350	20.56	21.32

DL LTE CA Class	PCC								SCC			SCC		Power		
	PCC Band	PCC Bandwidth (MHz)	PCC UL RB size	PCC UL RB offset	PCC DL RB size	PCC DL RB offset	PCC UL Channel	Frequency	SCC Band	SCC		SCC Band	SCC		Rel 8 LTE Tx Power(dBm)	Rel 10 DL LTE CA Tx Power(dBm)
										SCC Bandwidth (MHz)	DL Channel		SCC Bandwidth (MHz)	DL Channel		
2A-2A-4A	2	10	1	25	50	0	18650	1855	2	20	1100	4	20	20175	20.35	21.32
2A-4A-5A	2	10	1	25	50	0	18650	1855	4	20	2300	5	10	2600	20.82	21.32
2A-12A-66A	2	10	1	25	50	0	18650	1855	12	10	5130	66	20	67236	20.6	21.32
2A-66A-66A	2	10	1	25	50	0	18650	1855	66	20	66536	66	20	67036	20.8	21.32
2A-66C	2	10	1	25	50	0	18650	1855	66	20	66838	66	20	67036	20.43	21.32
2A-2A-66A	2	10	1	25	50	0	18650	1855	2	20	1100	66	20	67236	20.65	21.32
2A-2A-12A	2	10	1	25	50	0	18650	1855	2	20	1100	12	10	5130	20.53	21.32
2A-4A-71A	2	10	1	25	50	0	18650	1855	4	20	2300	71	20	68836	20.76	21.32
2A-66A-71A	2	10	1	25	50	0	18650	1855	66	20	67236	71	20	68836	20.73	21.32
2A-2A-71A	2	10	1	25	50	0	18650	1855	2	20	1100	71	20	68836	20.57	21.32
2A-5A-66A	2	10	1	25	50	0	18650	1855	5	10	2600	66	20	67236	20.71	21.32
66A-66A-71A	66	20	1	0	100	0	132072	1720	66	20	67036	71	20	133322	22.35	22.92
2C-66A	2	20	1	99	100	0	18700	1860	2	10	844	66	20	67036	20.52	21.32
66C-71A	66	20	1	0	100	0	132072	1720	66	20	66734	71	20	133322	22.14	22.92
66A-66A-2A	66	20	1	0	100	0	132072	1720	66	20	67036	2	20	900	22.84	22.92
66A-66A-12A	66	20	1	0	100	0	132072	1720	66	20	67036	12	10	5130	22.69	22.92
66A-2A-13A	66	20	1	0	100	0	132072	1720	2	20	900	13	10	5230	22.87	22.92
66A-2A-5A	66	20	1	0	100	0	132072	1720	2	20	900	5	10	2600	22.59	22.92
66A-2A-12A	66	20	1	0	100	0	132072	1720	2	20	900	12	10	5130	22.64	22.92
66A-2C	66	20	1	0	100	0	132072	1720	2	20	900	2	20	900	22.76	22.92
66C-5A	66	20	1	0	100	0	132072	1720	66	20	67036	5	10	2600	22.81	22.92
66C-12A	66	20	1	0	100	0	132072	1720	66	20	67036	12	10	5130	22.69	22.92
66C-13A	66	20	1	0	100	0	132072	1720	66	20	67036	13	10	5230	22.83	22.92
66C-2A	66	20	1	0	100	0	132072	1720	66	20	66734	2	20	900	22.85	22.92
2A-13A-66A	2	10	1	25	50	0	18650	1855	13	10	5230	66	20	67236	20.53	21.32
2A-2A-13A	2	10	1	25	50	0	18650	1855	2	20	1100	13	10	5230	20.51	21.32
2A-2A-5A	2	10	1	25	50	0	18650	1855	2	20	1100	5	10	2600	20.39	21.32
2A-4A-13A	2	10	1	25	50	0	18650	1855	4	20	2300	13	10	5230	20.78	21.32
2A-5A-66A	2	10	1	25	50	0	18650	1855	5	10	2600	66	20	67236	20.62	21.32

12.4 NR 5G Measurement result

N25(ANT1 DSI 0)

No.	Test Freq Description	5G-n25						NR Test Freq. (MHz)	NR Test CH.	Tune up	Power Results (dBm) n25	MPR
		SCS (kHz)	NR BW (MHz)	Modulation	RB allocation							
1	High	15	5	DFT-s-OFDM QPSK	Inner_Full	12@6	1912.5	382500	25	23.77	0.00	
2	Middle	15	5	DFT-s-OFDM QPSK	Inner_Full	12@6	1882.5	376500	25	23.72	0.00	
3	Low	15	5	DFT-s-OFDM QPSK	Inner_Full	12@6	1852.5	370500	25	23.89	0.00	
4	High	15	40	DFT-s-OFDM QPSK	Inner_Full	108_54	1895	379000	25	23.86	0.00	
5	Middle	15	40	DFT-s-OFDM QPSK	Inner_Full	108_54	1882.5	376500	25	23.82	0.00	
6	Low	15	40	DFT-s-OFDM QPSK	Inner_Full	108_54	1870	374000	25	23.84	0.00	

According to the table above, the maximum power configuration is selected as the default test configuration

No.	Test Freq Description	5G-n25						NR Test Freq. (MHz)	NR Test CH.	Tune up	Power Results (dBm) n25	MPR
		SCS (kHz)	NR BW (MHz)	Modulation	RB allocation							
1	Middle	15	5	DFT-s-OFDM PI/2 BPSK1	Inner_Full	12@6	1852.5	370500	25	23.80	0.00	
2	Middle	15	5	DFT-s-OFDM 16QAM	Inner_Full	12@6	1852.5	370500	24	22.79	1.00	
3	Middle	15	5	DFT-s-OFDM 64QAM	Inner_Full	12@6	1852.5	370500	22.5	21.29	2.50	
4	Middle	15	5	DFT-s-OFDM 256QAM	Inner_Full	12@6	1852.5	370500	20.5	19.24	4.50	
5	Middle	15	5	CP-OFDM QPSK	Inner_Full	12@6	1852.5	370500	23.5	22.19	1.50	
6	Middle	15	5	CP-OFDM 16QAM	Inner_Full	12@6	1852.5	370500	23	21.78	2.00	
7	Middle	15	5	CP-OFDM 64QAM	Inner_Full	12@6	1852.5	370500	21.5	20.27	3.50	
8	Middle	15	5	CP-OFDM 256QAM	Inner_Full	12@6	1852.5	370500	18.5	17.26	6.50	
9	Middle	15	5	DFT-s-OFDM QPSK	Edge_Full_Right	2@23	1852.5	370500	24	22.64	1.00	
10	Middle	15	5	DFT-s-OFDM QPSK	Edge_Full_Left	2@0	1852.5	370500	24	22.68	1.00	
11	Middle	15	5	DFT-s-OFDM QPSK	Inner_1RB_Right	1@23	1852.5	370500	25	23.83	0.00	
12	Middle	15	5	DFT-s-OFDM QPSK	Inner_1RB_Left	1@1	1852.5	370500	25	23.88	0.00	
13	Middle	15	5	DFT-s-OFDM QPSK	Outer_Full	25@0	1852.5	370500	24	22.68	1.00	
14	Middle	15	5	DFT-s-OFDM QPSK	Edge_1RB_Right	1@24	1852.5	370500	24	22.74	1.00	
15	Middle	15	5	DFT-s-OFDM QPSK	Edge_1RB_Left	1@0	1852.5	370500	24	22.66	1.00	
16	default	15	10	DFT-s-OFDM QPSK	Inner_Full	25@12	1882.5	376500	25	23.68	0.00	
17	default	15	15	DFT-s-OFDM QPSK	Inner_Full	36@18	1882.5	376500	25	23.69	0.00	
18	Middle	15	20	DFT-s-OFDM QPSK	Inner_Full	50@25	1882.5	376500	25	23.74	0.00	
19	Middle	15	30	DFT-s-OFDM QPSK	Inner_Full	80_40	1882.5	376500	25	23.83	0.00	

N25(ANT1 DSI 1)

No.	Test Freq Description	5G-n25						NR Test Freq. (MHz)	NR Test CH.	Tune up	Power Results (dBm) n25	MPR
		SCS (kHz)	NR BW (MHz)	Modulation	RB allocation							
1	High	15	5	DFT-s-OFDM QPSK	Inner_Full	12@6	1912.5	382500	22	21.30	0.00	
2	Middle	15	5	DFT-s-OFDM QPSK	Inner_Full	12@6	1882.5	376500	22	21.39	0.00	
3	Low	15	5	DFT-s-OFDM QPSK	Inner_Full	12@6	1852.5	370500	22	21.35	0.00	
4	High	15	40	DFT-s-OFDM QPSK	Inner_Full	108_54	1895	379000	22	21.20	0.00	
5	Middle	15	40	DFT-s-OFDM QPSK	Inner_Full	108_54	1882.5	376500	22	21.25	0.00	
6	Low	15	40	DFT-s-OFDM QPSK	Inner_Full	108_54	1870	374000	22	21.28	0.00	

According to the table above, the maximum power configuration is selected as the default test configuration

No.	Test Freq Description	5G-n25						NR Test Freq. (MHz)	NR Test CH.	Tune up	Power Results (dBm) n25	MPR
		SCS (kHz)	NR BW (MHz)	Modulation	RB allocation							
1	Middle	15	5	DFT-s-OFDM PI/2 BPSK1	Inner_Full	12@6	1882.5	376500	22	21.36	0.00	
2	Middle	15	5	DFT-s-OFDM 16QAM	Inner_Full	12@6	1882.5	376500	22	21.28	0.00	
3	Middle	15	5	DFT-s-OFDM 64QAM	Inner_Full	12@6	1882.5	376500	22	21.31	0.00	
4	Middle	15	5	DFT-s-OFDM 256QAM	Inner_Full	12@6	1882.5	376500	21	19.40	1.00	
5	Middle	15	5	CP-OFDM QPSK	Inner_Full	12@6	1882.5	376500	22	21.36	0.00	
6	Middle	15	5	CP-OFDM 16QAM	Inner_Full	12@6	1882.5	376500	22	21.44	0.00	
7	Middle	15	5	CP-OFDM 64QAM	Inner_Full	12@6	1882.5	376500	22	20.37	0.00	
8	Middle	15	5	CP-OFDM 256QAM	Inner_Full	12@6	1882.5	376500	19	17.38	3.00	
9	Middle	15	5	CP-OFDM 16QAM	Edge_Full_Right	2@23	1882.5	376500	22	20.85	0.00	
10	Middle	15	5	CP-OFDM 16QAM	Edge_Full_Left	2@0	1882.5	376500	22	20.87	0.00	
11	Middle	15	5	CP-OFDM 16QAM	Inner_1RB_Right	1@23	1882.5	376500	22	21.29	0.00	
12	Middle	15	5	CP-OFDM 16QAM	Inner_1RB_Left	1@1	1882.5	376500	22	21.27	0.00	
13	Middle	15	5	CP-OFDM 16QAM	Outer_Full	25@0	1882.5	376500	22	20.98	0.00	
14	Middle	15	5	CP-OFDM 16QAM	Edge_1RB_Right	1@24	1882.5	376500	22	20.72	0.00	
15	Middle	15	5	CP-OFDM 16QAM	Edge_1RB_Left	1@0	1882.5	376500	22	20.81	0.00	
16	default	15	10	CP-OFDM 16QAM	Inner_Full	25@12	1882.5	376500	22	21.48	0.00	
17	default	15	15	CP-OFDM 16QAM	Inner_Full	36@18	1882.5	376500	22	21.44	0.00	
18	Middle	15	20	CP-OFDM 16QAM	Inner_Full	50@25	1882.5	376500	22	21.32	0.00	
19	Middle	15	30	CP-OFDM 16QAM	Inner_Full	80_40	1882.5	376500	22	21.36	0.00	

N25(ANT1 DSI 4)

No.	Test Freq Description	5G-n25						Tune up	Power Results (dBm)		MPR
		SCS (kHz)	NR BW (MHz)	Modulation	RB allocation		NR Test Freq. (MHz)		NR Test CH.	n25	
1	High	15	5	DFT-s-OFDM QPSK	Inner_Full 12@6		1912.5	382500	24	23.28	0.00
2	Middle	15	5	DFT-s-OFDM QPSK	Inner_Full 12@6		1882.5	376500	24	23.34	0.00
3	Low	15	5	DFT-s-OFDM QPSK	Inner_Full 12@6		1852.5	370500	24	23.31	0.00
4	High	15	40	DFT-s-OFDM QPSK	Inner_Full 108_54		1895	379000	24	23.11	0.00
5	Middle	15	40	DFT-s-OFDM QPSK	Inner_Full 108_54		1882.5	376500	24	23.19	0.00
6	Low	15	40	DFT-s-OFDM QPSK	Inner_Full 108_54		1870	374000	24	23.18	0.00

According to the table above, the maximum power configuration is selected as the default test configuration

No.	Test Freq Description	5G-n25						Tune up	Power Results (dBm)		MPR
		SCS (kHz)	NR BW (MHz)	Modulation	RB allocation		NR Test Freq. (MHz)		NR Test CH.	n25	
1	Middle	15	5	DFT-s-OFDM PI2 BPSK1	Inner_Full 12@6		1852.5	370500	24	23.25	0.00
2	Middle	15	5	DFT-s-OFDM 16QAM	Inner_Full 12@6		1852.5	370500	23.5	22.72	0.50
3	Middle	15	5	DFT-s-OFDM 64QAM	Inner_Full 12@6		1852.5	370500	23	21.28	1.00
4	Middle	15	5	DFT-s-OFDM 256QAM	Inner_Full 12@6		1852.5	370500	21	19.41	3.00
5	Middle	15	5	CP-OFDM QPSK	Inner_Full 12@6		1852.5	370500	23.5	22.39	0.50
6	Middle	15	5	CP-OFDM 16QAM	Inner_Full 12@6		1852.5	370500	23	21.91	1.00
7	Middle	15	5	CP-OFDM 64QAM	Inner_Full 12@6		1852.5	370500	22	20.30	2.00
8	Middle	15	5	CP-OFDM 256QAM	Inner_Full 12@6		1852.5	370500	18.5	17.34	5.50
9	Middle	15	5	DFT-s-OFDM QPSK	Edge_Full_Right 2@23		1852.5	370500	24	22.76	0.00
10	Middle	15	5	DFT-s-OFDM QPSK	Edge_Full_Left 2@0		1852.5	370500	24	22.74	0.00
11	Middle	15	5	DFT-s-OFDM QPSK	Inner_1RB_Right 1@23		1852.5	370500	24	23.28	0.00
12	Middle	15	5	DFT-s-OFDM QPSK	Inner_1RB_Left 1@1		1852.5	370500	24	23.21	0.00
13	Middle	15	5	DFT-s-OFDM QPSK	Outer_Full 25@0		1852.5	370500	24	22.74	0.00
14	Middle	15	5	DFT-s-OFDM QPSK	Edge_1RB_Right 1@24		1852.5	370500	24	22.71	0.00
15	Middle	15	5	DFT-s-OFDM QPSK	Edge_1RB_Left 1@0		1852.5	370500	23	22.68	0.00
16	default	15	10	DFT-s-OFDM QPSK	Inner_Full 25@12		1882.5	376500	24	23.17	0.00
17	default	15	15	DFT-s-OFDM QPSK	Inner_Full 36@18		1882.5	376500	24	23.22	0.00
18	Middle	15	20	DFT-s-OFDM QPSK	Inner_Full 50@25		1882.5	376500	24	23.24	0.00
19	Middle	15	30	DFT-s-OFDM QPSK	Inner_Full 80_40		1882.5	376500	24	23.26	0.00

N25(ANT1 DSI 5)

No.	Test Freq Description	5G-n25						Tune up	Power Results (dBm)		MPR
		SCS (kHz)	NR BW (MHz)	Modulation	RB allocation		NR Test Freq. (MHz)		NR Test CH.	n25	
1	High	15	5	DFT-s-OFDM QPSK	Inner_Full 12@6		1912.5	382500	16.5	15.73	0.00
2	Middle	15	5	DFT-s-OFDM QPSK	Inner_Full 12@6		1882.5	376500	16.5	15.89	0.00
3	Low	15	5	DFT-s-OFDM QPSK	Inner_Full 12@6		1852.5	370500	16.5	15.74	0.00
4	High	15	40	DFT-s-OFDM QPSK	Inner_Full 108_54		1895	379000	16.5	15.81	0.00
5	Middle	15	40	DFT-s-OFDM QPSK	Inner_Full 108_54		1882.5	376500	16.5	15.84	0.00
6	Low	15	40	DFT-s-OFDM QPSK	Inner_Full 108_54		1870	374000	16.5	15.77	0.00

According to the table above, the maximum power configuration is selected as the default test configuration

No.	Test Freq Description	5G-n25						Tune up	Power Results (dBm)		MPR
		SCS (kHz)	NR BW (MHz)	Modulation	RB allocation		NR Test Freq. (MHz)		NR Test CH.	n25	
1	Middle	15	5	DFT-s-OFDM PI2 BPSK1	Inner_Full 12@6		1852.5	370500	16.5	15.83	0.00
2	Middle	15	5	DFT-s-OFDM 16QAM	Inner_Full 12@6		1852.5	370500	16.5	15.85	0.00
3	Middle	15	5	DFT-s-OFDM 64QAM	Inner_Full 12@6		1852.5	370500	16.5	15.84	0.00
4	Middle	15	5	DFT-s-OFDM 256QAM	Inner_Full 12@6		1852.5	370500	16.5	15.69	0.00
5	Middle	15	5	CP-OFDM QPSK	Inner_Full 12@6		1852.5	370500	16.5	15.84	0.00
6	Middle	15	5	CP-OFDM 16QAM	Inner_Full 12@6		1852.5	370500	16.5	15.83	0.00
7	Middle	15	5	CP-OFDM 64QAM	Inner_Full 12@6		1852.5	370500	16.5	15.73	0.00
8	Middle	15	5	CP-OFDM 256QAM	Inner_Full 12@6		1852.5	370500	16.5	15.75	0.00
9	Middle	15	5	DFT-s-OFDM QPSK	Edge_Full_Right 2@23		1852.5	370500	16.5	15.75	0.00
10	Middle	15	5	DFT-s-OFDM QPSK	Edge_Full_Left 2@0		1852.5	370500	16.5	15.75	0.00
11	Middle	15	5	DFT-s-OFDM QPSK	Inner_1RB_Right 1@23		1852.5	370500	16.5	15.84	0.00
12	Middle	15	5	DFT-s-OFDM QPSK	Inner_1RB_Left 1@1		1852.5	370500	16.5	15.81	0.00
13	Middle	15	5	DFT-s-OFDM QPSK	Outer_Full 25@0		1852.5	370500	16.5	15.75	0.00
14	Middle	15	5	DFT-s-OFDM QPSK	Edge_1RB_Right 1@24		1852.5	370500	16.5	15.76	0.00
15	Middle	15	5	DFT-s-OFDM QPSK	Edge_1RB_Left 1@0		1852.5	370500	16.5	15.74	0.00
16	default	15	10	DFT-s-OFDM QPSK	Inner_Full 25@12		1882.5	376500	16.5	15.84	0.00
17	default	15	15	DFT-s-OFDM QPSK	Inner_Full 36@18		1882.5	376500	16.5	15.88	0.00
18	Middle	15	20	DFT-s-OFDM QPSK	Inner_Full 50@25		1882.5	376500	16.5	15.75	0.00
19	Middle	15	30	DFT-s-OFDM QPSK	Inner_Full 80_40		1882.5	376500	16.5	15.83	0.00

N25(ANT1 DSI 6)

No.	Test Freq Description	5G-n25						Tune up	Power Results (dBm)		MPR
		SCS (kHz)	NR BW (MHz)	Modulation	RB allocation	NR Test Freq. (MHz)	NR Test CH.		n25		
1	High	15	5	DFT-s-OFDM QPSK	Inner_Full	12@6	1912.5	382500	20	19.19	0.00
2	Middle	15	5	DFT-s-OFDM QPSK	Inner_Full	12@6	1882.5	376500	20	19.39	0.00
3	Low	15	5	DFT-s-OFDM QPSK	Inner_Full	12@6	1852.5	370500	20	19.21	0.00
4	High	15	40	DFT-s-OFDM QPSK	Inner_Full	108_54	1895	379000	20	19.29	0.00
5	Middle	15	40	DFT-s-OFDM QPSK	Inner_Full	108_54	1882.5	376500	20	19.32	0.00
6	Low	15	40	DFT-s-OFDM QPSK	Inner_Full	108_54	1870	374000	20	19.25	0.00

According to the table above, the maximum power configuration is selected as the default test configuration

No.	Test Freq Description	5G-n25						Tune up	Power Results (dBm)		MPR
		SCS (kHz)	NR BW (MHz)	Modulation	RB allocation	NR Test Freq. (MHz)	NR Test CH.		n25		
1	Middle	15	5	DFT-s-OFDM PI/2 BPSK1	Inner_Full	12@6	1852.5	370500	20	19.32	0.00
2	Middle	15	5	DFT-s-OFDM 16QAM	Inner_Full	12@6	1852.5	370500	20	19.34	0.00
3	Middle	15	5	DFT-s-OFDM 64QAM	Inner_Full	12@6	1852.5	370500	20	19.32	0.00
4	Middle	15	5	DFT-s-OFDM 256QAM	Inner_Full	12@6	1852.5	370500	19	18.48	1.00
5	Middle	15	5	CP-OFDM QPSK	Inner_Full	12@6	1852.5	370500	20	19.32	0.00
6	Middle	15	5	CP-OFDM 16QAM	Inner_Full	12@6	1852.5	370500	20	19.31	0.00
7	Middle	15	5	CP-OFDM 64QAM	Inner_Full	12@6	1852.5	370500	20	19.20	0.00
8	Middle	15	5	CP-OFDM 256QAM	Inner_Full	12@6	1852.5	370500	18	16.53	2.00
9	Middle	15	5	DFT-s-OFDM QPSK	Edge_Full_Right	2@23	1852.5	370500	20	19.22	0.00
10	Middle	15	5	DFT-s-OFDM QPSK	Edge_Full_Left	2@0	1852.5	370500	20	19.22	0.00
11	Middle	15	5	DFT-s-OFDM QPSK	Inner_1RB_Right	1@23	1852.5	370500	20	19.33	0.00
12	Middle	15	5	DFT-s-OFDM QPSK	Inner_1RB_Left	1@1	1852.5	370500	20	19.29	0.00
13	Middle	15	5	DFT-s-OFDM QPSK	Outer_Full	25@0	1852.5	370500	20	19.23	0.00
14	Middle	15	5	DFT-s-OFDM QPSK	Edge_1RB_Right	1@24	1852.5	370500	20	19.24	0.00
15	Middle	15	5	DFT-s-OFDM QPSK	Edge_1RB_Left	1@0	1852.5	370500	20	19.21	0.00
16	default	15	10	DFT-s-OFDM QPSK	Inner_Full	25@12	1882.5	376500	20	19.32	0.00
17	default	15	15	DFT-s-OFDM QPSK	Inner_Full	36@18	1882.5	376500	20	19.38	0.00
18	Middle	15	20	DFT-s-OFDM QPSK	Inner_Full	50@25	1882.5	376500	20	19.23	0.00
19	Middle	15	30	DFT-s-OFDM QPSK	Inner_Full	80_40	1882.5	376500	20	19.31	0.00

N25(ANT1 DSI 9)

No.	Test Freq Description	5G-n25						Tune up	Power Results (dBm)		MPR
		SCS (kHz)	NR BW (MHz)	Modulation	RB allocation	NR Test Freq. (MHz)	NR Test CH.		n25		
1	High	15	5	DFT-s-OFDM QPSK	Inner_Full	12@6	1912.5	382500	21	20.11	0.00
2	Middle	15	5	DFT-s-OFDM QPSK	Inner_Full	12@6	1882.5	376500	21	20.32	0.00
3	Low	15	5	DFT-s-OFDM QPSK	Inner_Full	12@6	1852.5	370500	21	20.13	0.00
4	High	15	40	DFT-s-OFDM QPSK	Inner_Full	108_54	1895	379000	21	20.21	0.00
5	Middle	15	40	DFT-s-OFDM QPSK	Inner_Full	108_54	1882.5	376500	21	20.25	0.00
6	Low	15	40	DFT-s-OFDM QPSK	Inner_Full	108_54	1870	374000	21	20.17	0.00

According to the table above, the maximum power configuration is selected as the default test configuration

No.	Test Freq Description	5G-n25						Tune up	Power Results (dBm)		MPR
		SCS (kHz)	NR BW (MHz)	Modulation	RB allocation	NR Test Freq. (MHz)	NR Test CH.		n25		
1	Middle	15	5	DFT-s-OFDM PI/2 BPSK1	Inner_Full	12@6	1852.5	370500	21	20.25	0.00
2	Middle	15	5	DFT-s-OFDM 16QAM	Inner_Full	12@6	1852.5	370500	21	20.27	0.00
3	Middle	15	5	DFT-s-OFDM 64QAM	Inner_Full	12@6	1852.5	370500	21	20.25	0.00
4	Middle	15	5	DFT-s-OFDM 256QAM	Inner_Full	12@6	1852.5	370500	20	19.37	1.00
5	Middle	15	5	CP-OFDM QPSK	Inner_Full	12@6	1852.5	370500	21	20.25	0.00
6	Middle	15	5	CP-OFDM 16QAM	Inner_Full	12@6	1852.5	370500	21	20.24	0.00
7	Middle	15	5	CP-OFDM 64QAM	Inner_Full	12@6	1852.5	370500	21	20.12	0.00
8	Middle	15	5	CP-OFDM 256QAM	Inner_Full	12@6	1852.5	370500	19	17.32	2.00
9	Middle	15	5	DFT-s-OFDM QPSK	Edge_Full_Right	2@23	1852.5	370500	21	20.14	0.00
10	Middle	15	5	DFT-s-OFDM QPSK	Edge_Full_Left	2@0	1852.5	370500	21	20.14	0.00
11	Middle	15	5	DFT-s-OFDM QPSK	Inner_1RB_Right	1@23	1852.5	370500	21	20.26	0.00
12	Middle	15	5	DFT-s-OFDM QPSK	Inner_1RB_Left	1@1	1852.5	370500	21	20.22	0.00
13	Middle	15	5	DFT-s-OFDM QPSK	Outer_Full	25@0	1852.5	370500	21	20.15	0.00
14	Middle	15	5	DFT-s-OFDM QPSK	Edge_1RB_Right	1@24	1852.5	370500	21	20.16	0.00
15	Middle	15	5	DFT-s-OFDM QPSK	Edge_1RB_Left	1@0	1852.5	370500	21	20.13	0.00
16	default	15	10	DFT-s-OFDM QPSK	Inner_Full	25@12	1882.5	376500	21	20.25	0.00
17	default	15	15	DFT-s-OFDM QPSK	Inner_Full	36@18	1882.5	376500	21	20.31	0.00
18	Middle	15	20	DFT-s-OFDM QPSK	Inner_Full	50@25	1882.5	376500	21	20.15	0.00
19	Middle	15	30	DFT-s-OFDM QPSK	Inner_Full	80_40	1882.5	376500	21	20.24	0.00

N25(ANT1 DSI 10)

No.	Test Freq Description	5G-n25						Tune up	Power Results (dBm)		MPR
		SCS (kHz)	NR BW (MHz)	Modulation	RB allocation	NR Test Freq. (MHz)	NR Test CH.		n25		
1	High	15	5	DFT-s-OFDM QPSK	Inner_Full	12@6	1912.5	382500	14	13.24	0.00
2	Middle	15	5	DFT-s-OFDM QPSK	Inner_Full	12@6	1882.5	376500	14	13.38	0.00
3	Low	15	5	DFT-s-OFDM QPSK	Inner_Full	12@6	1852.5	370500	14	13.26	0.00
4	High	15	40	DFT-s-OFDM QPSK	Inner_Full	108_54	1895	379000	14	13.31	0.00
5	Middle	15	40	DFT-s-OFDM QPSK	Inner_Full	108_54	1882.5	376500	14	13.34	0.00
6	Low	15	40	DFT-s-OFDM QPSK	Inner_Full	108_54	1870	374000	14	13.28	0.00

According to the table above, the maximum power configuration is selected as the default test configuration

No.	Test Freq Description	5G-n25						Tune up	Power Results (dBm)		MPR
		SCS (kHz)	NR BW (MHz)	Modulation	RB allocation	NR Test Freq. (MHz)	NR Test CH.		n25		
1	Middle	15	5	DFT-s-OFDM PI/2 BPSK1	Inner_Full	12@6	1852.5	370500	14	13.33	0.00
2	Middle	15	5	DFT-s-OFDM 16QAM	Inner_Full	12@6	1852.5	370500	14	13.35	0.00
3	Middle	15	5	DFT-s-OFDM 64QAM	Inner_Full	12@6	1852.5	370500	14	13.34	0.00
4	Middle	15	5	DFT-s-OFDM 256QAM	Inner_Full	12@6	1852.5	370500	14	13.21	0.00
5	Middle	15	5	CP-OFDM QPSK	Inner_Full	12@6	1852.5	370500	14	13.34	0.00
6	Middle	15	5	CP-OFDM 16QAM	Inner_Full	12@6	1852.5	370500	14	13.33	0.00
7	Middle	15	5	CP-OFDM 64QAM	Inner_Full	12@6	1852.5	370500	14	13.25	0.00
8	Middle	15	5	CP-OFDM 256QAM	Inner_Full	12@6	1852.5	370500	14	13.27	0.00
9	Middle	15	5	DFT-s-OFDM QPSK	Edge_Full_Right	2@23	1852.5	370500	14	13.27	0.00
10	Middle	15	5	DFT-s-OFDM QPSK	Edge_Full_Left	2@0	1852.5	370500	14	13.27	0.00
11	Middle	15	5	DFT-s-OFDM QPSK	Inner_1RB_Right	1@23	1852.5	370500	14	13.35	0.00
12	Middle	15	5	DFT-s-OFDM QPSK	Inner_1RB_Left	1@1	1852.5	370500	14	13.31	0.00
13	Middle	15	5	DFT-s-OFDM QPSK	Outer_Full	25@0	1852.5	370500	14	13.27	0.00
14	Middle	15	5	DFT-s-OFDM QPSK	Edge_1RB_Right	1@24	1852.5	370500	14	13.28	0.00
15	Middle	15	5	DFT-s-OFDM QPSK	Edge_1RB_Left	1@0	1852.5	370500	14	13.26	0.00
16	default	15	10	DFT-s-OFDM QPSK	Inner_Full	25@12	1882.5	376500	14	13.34	0.00
17	default	15	15	DFT-s-OFDM QPSK	Inner_Full	36@18	1882.5	376500	14	13.37	0.00
18	Middle	15	20	DFT-s-OFDM QPSK	Inner_Full	50@25	1882.5	376500	14	13.27	0.00
19	Middle	15	30	DFT-s-OFDM QPSK	Inner_Full	80_40	1882.5	376500	14	13.33	0.00

N25(ANT1 DSI 19)

No.	Test Freq Description	5G-n25						Tune up	Power Results (dBm)		MPR
		SCS (kHz)	NR BW (MHz)	Modulation	RB allocation	NR Test Freq. (MHz)	NR Test CH.		n25		
1	High	15	5	DFT-s-OFDM QPSK	Inner_Full	12@6	1912.5	382500	16	15.18	0.00
2	Middle	15	5	DFT-s-OFDM QPSK	Inner_Full	12@6	1882.5	376500	16	15.34	0.00
3	Low	15	5	DFT-s-OFDM QPSK	Inner_Full	12@6	1852.5	370500	16	15.20	0.00
4	High	15	40	DFT-s-OFDM QPSK	Inner_Full	108_54	1895	379000	16	15.26	0.00
5	Middle	15	40	DFT-s-OFDM QPSK	Inner_Full	108_54	1882.5	376500	16	15.29	0.00
6	Low	15	40	DFT-s-OFDM QPSK	Inner_Full	108_54	1870	374000	16	15.23	0.00

According to the table above, the maximum power configuration is selected as the default test configuration

No.	Test Freq Description	5G-n25						Tune up	Power Results (dBm)		MPR
		SCS (kHz)	NR BW (MHz)	Modulation	RB allocation	NR Test Freq. (MHz)	NR Test CH.		n25		
1	Middle	15	5	DFT-s-OFDM PI/2 BPSK1	Inner_Full	12@6	1852.5	370500	16	15.28	0.00
2	Middle	15	5	DFT-s-OFDM 16QAM	Inner_Full	12@6	1852.5	370500	16	15.30	0.00
3	Middle	15	5	DFT-s-OFDM 64QAM	Inner_Full	12@6	1852.5	370500	16	15.29	0.00
4	Middle	15	5	DFT-s-OFDM 256QAM	Inner_Full	12@6	1852.5	370500	16	15.15	0.00
5	Middle	15	5	CP-OFDM QPSK	Inner_Full	12@6	1852.5	370500	16	15.29	0.00
6	Middle	15	5	CP-OFDM 16QAM	Inner_Full	12@6	1852.5	370500	16	15.28	0.00
7	Middle	15	5	CP-OFDM 64QAM	Inner_Full	12@6	1852.5	370500	16	15.19	0.00
8	Middle	15	5	CP-OFDM 256QAM	Inner_Full	12@6	1852.5	370500	16	15.21	0.00
9	Middle	15	5	DFT-s-OFDM QPSK	Edge_Full_Right	2@23	1852.5	370500	16	15.21	0.00
10	Middle	15	5	DFT-s-OFDM QPSK	Edge_Full_Left	2@0	1852.5	370500	16	15.21	0.00
11	Middle	15	5	DFT-s-OFDM QPSK	Inner_1RB_Right	1@23	1852.5	370500	16	15.30	0.00
12	Middle	15	5	DFT-s-OFDM QPSK	Inner_1RB_Left	1@1	1852.5	370500	16	15.26	0.00
13	Middle	15	5	DFT-s-OFDM QPSK	Outer_Full	25@0	1852.5	370500	16	15.21	0.00
14	Middle	15	5	DFT-s-OFDM QPSK	Edge_1RB_Right	1@24	1852.5	370500	16	15.22	0.00
15	Middle	15	5	DFT-s-OFDM QPSK	Edge_1RB_Left	1@0	1852.5	370500	16	15.20	0.00
16	default	15	10	DFT-s-OFDM QPSK	Inner_Full	25@12	1882.5	376500	16	15.29	0.00
17	default	15	15	DFT-s-OFDM QPSK	Inner_Full	36@18	1882.5	376500	16	15.33	0.00
18	Middle	15	20	DFT-s-OFDM QPSK	Inner_Full	50@25	1882.5	376500	16	15.21	0.00
19	Middle	15	30	DFT-s-OFDM QPSK	Inner_Full	80_40	1882.5	376500	16	15.28	0.00

N41(ANT1 DSI 0)

No.	Test Freq Description	5G-n41							Power Results (dBm)		MPR
		SCS (kHz)	NR BW (MHz)	Modulation	RB allocation		NR Test Freq. (MHz)	NR Test CH.	Tune up	n41	
1	High	30	20	DFT-s-OFDM QPSK	Inner_Full	25@12	2679.99	535998	27.2	26.08	0.00
2	Middle-1	30	20	DFT-s-OFDM QPSK	Inner_Full	25@12	2636.49	527298	27.2	26.19	0.00
3	Middle-2	30	20	DFT-s-OFDM QPSK	Inner_Full	25@12	2592.99	518598	27.2	26.02	0.00
4	Middle-3	30	20	DFT-s-OFDM QPSK	Inner_Full	25@12	2549.51	509902	27.2	26.31	0.00
5	Low	30	20	DFT-s-OFDM QPSK	Inner_Full	25@12	2506.02	501204	27.2	25.97	0.00
6	High	30	100	DFT-s-OFDM QPSK	Inner_Full	135@67	2640	528000	27.2	25.50	0.00
7	Middle	30	100	DFT-s-OFDM QPSK	Inner_Full	135@67	2616.51	523302	27.2	25.69	0.00
8	Middle	30	100	DFT-s-OFDM QPSK	Inner_Full	135@67	2592.99	518598	27.2	25.63	0.00
9	Middle	30	100	DFT-s-OFDM QPSK	Inner_Full	135@67	2569.5	513900	27.2	25.75	0.00
10	Low	30	100	DFT-s-OFDM QPSK	Inner_Full	135@67	2546.01	509202	27.2	26.03	0.00

According to the table above, the maximum power configuration is selected as the default test configuration

No.	Test Freq Description	5G-n41							Power Results (dBm)		MPR
		SCS (kHz)	NR BW (MHz)	Modulation	RB allocation		NR Test Freq. (MHz)	NR Test CH.	Tune up	n41	
1	Middle-3	30	20	DFT-s-OFDM PI/2 BPSK1	Inner_Full	25@12	2549.51	509902	27.2	26.30	0.00
2	Middle-3	30	20	DFT-s-OFDM 16QAM	Inner_Full	25@12	2549.51	509902	26.2	25.25	1.00
3	Middle-3	30	20	DFT-s-OFDM 64QAM	Inner_Full	25@12	2549.51	509902	24.7	23.79	2.50
4	Middle-3	30	20	DFT-s-OFDM 256QAM	Inner_Full	25@12	2549.51	509902	22.7	21.73	4.50
5	Middle-3	30	20	CP-OFDM QPSK	Inner_Full	25@12	2549.51	509902	25.7	24.72	1.50
6	Middle-3	30	20	CP-OFDM 16QAM	Inner_Full	25@12	2549.51	509902	25.2	24.23	2.00
7	Middle-3	30	20	CP-OFDM 64QAM	Inner_Full	25@12	2549.51	509902	23.7	22.76	3.50
8	Middle-3	30	20	CP-OFDM 256QAM	Inner_Full	25@12	2549.51	509902	20.7	19.80	6.50
9	Middle-3	30	20	DFT-s-OFDM QPSK	Edge_Full_Right	2@49	2549.51	509902	23.7	22.61	3.50
10	Middle-3	30	20	DFT-s-OFDM QPSK	Edge_Full_Left	2@0	2549.51	509902	23.7	22.82	3.50
11	Middle-3	30	20	DFT-s-OFDM QPSK	Inner_1RB_Right	1@49	2549.51	509902	27.2	25.84	0.00
12	Middle-3	30	20	DFT-s-OFDM QPSK	Inner_1RB_Left	1@1	2549.51	509902	27.2	26.17	0.00
13	Middle-3	30	20	DFT-s-OFDM QPSK	Outer_Full	50@0	2549.51	509902	26.2	25.42	1.00
14	Middle-3	30	20	DFT-s-OFDM QPSK	Edge_1RB_Right	1@50	2549.51	509902	23.7	22.83	3.50
15	Middle-3	30	20	DFT-s-OFDM QPSK	Edge_1RB_Left	1@0	2549.51	509902	23.7	22.72	3.50
16	Middle-1	30	30	DFT-s-OFDM QPSK	Inner_Full	36_18	2592.99	518598	27.2	26.11	0.00
16	Middle-1	30	40	DFT-s-OFDM QPSK	Inner_Full	50_25	2592.99	518598	27.2	26.26	0.00
17	Middle-1	30	50	DFT-s-OFDM QPSK	Inner_Full	64_32	2592.99	518598	27.2	26.24	0.00
18	Middle-1	30	60	DFT-s-OFDM QPSK	Inner_Full	81_40	2592.99	518598	27.2	26.09	0.00
18	Middle-1	30	70	DFT-s-OFDM QPSK	Inner_Full	90_45	2592.99	518598	27.2	26.18	0.00
19	Middle-1	30	80	DFT-s-OFDM QPSK	Inner_Full	108_54	2592.99	518598	27.2	26.09	0.00
20	Middle-1	30	90	DFT-s-OFDM QPSK	Inner_Full	120_60	2592.99	518598	27.2	26.06	0.00

N41(ANT1 DSI 1)

No.	Test Freq Description	5G-n41							Power Results (dBm)		MPR
		SCS (kHz)	NR BW (MHz)	Modulation	RB allocation		NR Test Freq. (MHz)	NR Test CH.	Tune up	n41	
1	High	30	20	DFT-s-OFDM QPSK	Inner_Full	25@12	2679.99	535998	23.7	21.99	0.00
2	Middle-1	30	20	DFT-s-OFDM QPSK	Inner_Full	25@12	2636.49	527298	23.7	22.08	0.00
3	Middle-2	30	20	DFT-s-OFDM QPSK	Inner_Full	25@12	2592.99	518598	23.7	22.17	0.00
4	Middle-3	30	20	DFT-s-OFDM QPSK	Inner_Full	25@12	2549.51	509902	23.7	22.15	0.00
5	Low	30	20	DFT-s-OFDM QPSK	Inner_Full	25@12	2506.02	501204	23.7	22.01	0.00
6	High	30	100	DFT-s-OFDM QPSK	Inner_Full	135@67	2640	528000	23.7	21.85	0.00
7	Middle	30	100	DFT-s-OFDM QPSK	Inner_Full	135@67	2616.51	523302	23.7	21.89	0.00
8	Middle	30	100	DFT-s-OFDM QPSK	Inner_Full	135@67	2592.99	518598	23.7	21.77	0.00
9	Middle	30	100	DFT-s-OFDM QPSK	Inner_Full	135@67	2569.5	513900	23.7	21.91	0.00
10	Low	30	100	DFT-s-OFDM QPSK	Inner_Full	135@67	2546.01	509202	23.7	21.84	0.00

According to the table above, the maximum power configuration is selected as the default test configuration

No.	Test Freq Description	5G-n41							Power Results (dBm)		MPR
		SCS (kHz)	NR BW (MHz)	Modulation	RB allocation		NR Test Freq. (MHz)	NR Test CH.	Tune up	n41	
1	Middle-3	30	20	DFT-s-OFDM PI/2 BPSK1	Inner_Full	25@12	2592.99	518598	23.7	21.87	0.00
2	Middle-3	30	20	DFT-s-OFDM 16QAM	Inner_Full	25@12	2592.99	518598	23.7	21.71	0.00
3	Middle-3	30	20	DFT-s-OFDM 64QAM	Inner_Full	25@12	2592.99	518598	23.7	21.81	0.00
4	Middle-3	30	20	DFT-s-OFDM 256QAM	Inner_Full	25@12	2592.99	518598	22.2	20.73	1.50
5	Middle-3	30	20	CP-OFDM QPSK	Inner_Full	25@12	2592.99	518598	23.7	21.75	0.00
6	Middle-3	30	20	CP-OFDM 16QAM	Inner_Full	25@12	2592.99	518598	23.7	21.81	0.00
7	Middle-3	30	20	CP-OFDM 64QAM	Inner_Full	25@12	2592.99	518598	23.7	21.84	0.00
8	Middle-3	30	20	CP-OFDM 256QAM	Inner_Full	25@12	2592.99	518598	20.2	18.66	3.50
9	Middle-3	30	20	DFT-s-OFDM QPSK	Edge_Full_Right	2@49	2592.99	518598	23.7	22.03	0.00
10	Middle-3	30	20	DFT-s-OFDM QPSK	Edge_Full_Left	2@0	2592.99	518598	23.7	22.02	0.00
11	Middle-3	30	20	DFT-s-OFDM QPSK	Inner_1RB_Right	1@49	2592.99	518598	23.7	22.12	0.00
12	Middle-3	30	20	DFT-s-OFDM QPSK	Inner_1RB_Left	1@1	2592.99	518598	23.7	22.12	0.00
13	Middle-3	30	20	DFT-s-OFDM QPSK	Outer_Full	50@0	2592.99	518598	23.7	22.04	0.00
14	Middle-3	30	20	DFT-s-OFDM QPSK	Edge_1RB_Right	1@50	2592.99	518598	23.7	22.09	0.00
15	Middle-3	30	20	DFT-s-OFDM QPSK	Edge_1RB_Left	1@0	2592.99	518598	23.7	22.11	0.00
16	Middle-1	30	30	DFT-s-OFDM QPSK	Inner_Full	25@12	2592.99	518598	23.7	22.15	0.00
16	Middle-1	30	40	DFT-s-OFDM QPSK	Inner_Full	25@12	2592.99	518598	23.7	22.01	0.00
17	Middle-1	30	50	DFT-s-OFDM QPSK	Inner_Full	25@12	2592.99	518598	23.7	22.04	0.00
18	Middle-1	30	60	DFT-s-OFDM QPSK	Inner_Full	25@12	2592.99	518598	23.7	21.72	0.00
18	Middle-1	30	70	DFT-s-OFDM QPSK	Inner_Full	25@12	2592.99	518598	23.7	21.76	0.00
19	Middle-1	30	80	DFT-s-OFDM QPSK	Inner_Full	25@12	2592.99	518598	23.7	21.76	0.00
20	Middle-1	30	90	DFT-s-OFDM QPSK	Inner_Full	25@12	2592.99	518598	23.7	21.90	0.00

N41(ANT1 DSI 4)

No.	Test Freq Description	5G-n41						Tune up	Power Results (dBm)		MPR
		SCS (kHz)	NR BW (MHz)	Modulation	RB allocation		NR Test Freq. (MHz)		NR Test CH.	n41	
1	High	30	20	DFT-s-OFDM QPSK	Inner_Full	25@12	2679.99	535998	25.2	23.83	0.00
2	Middle-1	30	20	DFT-s-OFDM QPSK	Inner_Full	25@12	2636.49	527298	25.2	23.96	0.00
3	Middle-2	30	20	DFT-s-OFDM QPSK	Inner_Full	25@12	2592.99	518598	25.2	24.11	0.00
4	Middle-3	30	20	DFT-s-OFDM QPSK	Inner_Full	25@12	2549.51	509902	25.2	24.04	0.00
5	Low	30	20	DFT-s-OFDM QPSK	Inner_Full	25@12	2506.02	501204	25.2	24.07	0.00
6	High	30	100	DFT-s-OFDM QPSK	Inner_Full	135@67	2640	528000	25.2	23.70	0.00
7	Middle	30	100	DFT-s-OFDM QPSK	Inner_Full	135@67	2616.51	523302	25.2	23.80	0.00
8	Middle	30	100	DFT-s-OFDM QPSK	Inner_Full	135@67	2592.99	518598	25.2	23.77	0.00
9	Middle	30	100	DFT-s-OFDM QPSK	Inner_Full	135@67	2569.5	513900	25.2	23.74	0.00
10	Low	30	100	DFT-s-OFDM QPSK	Inner_Full	135@67	2546.01	509202	25.2	23.79	0.00

According to the table above, the maximum power configuration is selected as the default test configuration

No.	Test Freq Description	5G-n41						Tune up	Power Results (dBm)		MPR
		SCS (kHz)	NR BW (MHz)	Modulation	RB allocation		NR Test Freq. (MHz)		NR Test CH.	n41	
1	Middle-3	30	20	DFT-s-OFDM Pi/2 BPSK1	Inner_Full	25@12	2592.99	518598	25.2	23.90	0.00
2	Middle-3	30	20	DFT-s-OFDM 16QAM	Inner_Full	25@12	2592.99	518598	24.2	23.77	1.00
3	Middle-3	30	20	DFT-s-OFDM 64QAM	Inner_Full	25@12	2592.99	518598	23.7	22.94	1.50
4	Middle-3	30	20	DFT-s-OFDM 256QAM	Inner_Full	25@12	2592.99	518598	21.7	20.91	3.50
5	Middle-3	30	20	CP-OFDM QPSK	Inner_Full	25@12	2592.99	518598	24.7	23.86	0.50
6	Middle-3	30	20	CP-OFDM 16QAM	Inner_Full	25@12	2592.99	518598	24.2	23.39	1.00
7	Middle-3	30	20	CP-OFDM 64QAM	Inner_Full	25@12	2592.99	518598	22.7	22.01	2.50
8	Middle-3	30	20	CP-OFDM 256QAM	Inner_Full	25@12	2592.99	518598	19.7	18.97	5.50
9	Middle-3	30	20	DFT-s-OFDM QPSK	Edge_Full_Right	2@49	2592.99	518598	22.7	21.84	2.50
10	Middle-3	30	20	DFT-s-OFDM QPSK	Edge_Full_Left	2@0	2592.99	518598	22.7	21.40	2.50
11	Middle-3	30	20	DFT-s-OFDM QPSK	Inner_1RB_Right	1@49	2592.99	518598	25.2	23.50	0.00
12	Middle-3	30	20	DFT-s-OFDM QPSK	Inner_1RB_Left	1@1	2592.99	518598	25.2	23.56	0.00
13	Middle-3	30	20	DFT-s-OFDM QPSK	Outer_Full	50@0	2592.99	518598	24.2	23.47	1.00
14	Middle-3	30	20	DFT-s-OFDM QPSK	Edge_1RB_Right	1@50	2592.99	518598	22.7	21.48	2.50
15	Middle-3	30	20	DFT-s-OFDM QPSK	Edge_1RB_Left	1@0	2592.99	518598	22.7	21.95	2.50
16	Middle-1	30	30	DFT-s-OFDM QPSK	Inner_Full	25@12	2592.99	518598	25.2	23.80	0.00
16	Middle-1	30	40	DFT-s-OFDM QPSK	Inner_Full	25@12	2592.99	518598	25.2	23.74	0.00
17	Middle-1	30	50	DFT-s-OFDM QPSK	Inner_Full	25@12	2592.99	518598	25.2	23.66	0.00
18	Middle-1	30	60	DFT-s-OFDM QPSK	Inner_Full	25@12	2592.99	518598	25.2	23.73	0.00
18	Middle-1	30	70	DFT-s-OFDM QPSK	Inner_Full	25@12	2592.99	518598	25.2	23.67	0.00
19	Middle-1	30	80	DFT-s-OFDM QPSK	Inner_Full	25@12	2592.99	518598	25.2	23.54	0.00
20	Middle-1	30	90	DFT-s-OFDM QPSK	Inner_Full	25@12	2592.99	518598	25.2	23.58	0.00

N41(ANT1 DSI 5)

No.	Test Freq Description	5G-n41						Tune up	Power Results (dBm)		MPR
		SCS (kHz)	NR BW (MHz)	Modulation	RB allocation		NR Test Freq. (MHz)		NR Test CH.	n41	
1	High	30	20	DFT-s-OFDM QPSK	Inner_Full	25@12	2679.99	535998	17.2	16.55	0.00
2	Middle-1	30	20	DFT-s-OFDM QPSK	Inner_Full	25@12	2636.49	527298	17.2	16.63	0.00
3	Middle-2	30	20	DFT-s-OFDM QPSK	Inner_Full	25@12	2592.99	518598	17.2	16.68	0.00
4	Middle-3	30	20	DFT-s-OFDM QPSK	Inner_Full	25@12	2549.51	509902	17.2	16.81	0.00
5	Low	30	20	DFT-s-OFDM QPSK	Inner_Full	25@12	2506.02	501204	17.2	16.67	0.00
6	High	30	100	DFT-s-OFDM QPSK	Inner_Full	135@67	2640	528000	17.2	16.58	0.00
7	Middle	30	100	DFT-s-OFDM QPSK	Inner_Full	135@67	2616.51	523302	17.2	16.61	0.00
8	Middle	30	100	DFT-s-OFDM QPSK	Inner_Full	135@67	2592.99	518598	17.2	16.48	0.00
9	Middle	30	100	DFT-s-OFDM QPSK	Inner_Full	135@67	2569.5	513900	17.2	16.53	0.00
10	Low	30	100	DFT-s-OFDM QPSK	Inner_Full	135@67	2546.01	509202	17.2	16.59	0.00

According to the table above, the maximum power configuration is selected as the default test configuration

No.	Test Freq Description	5G-n41						Tune up	Power Results (dBm)		MPR
		SCS (kHz)	NR BW (MHz)	Modulation	RB allocation		NR Test Freq. (MHz)		NR Test CH.	n41	
1	Middle-3	30	20	DFT-s-OFDM Pi/2 BPSK1	Inner_Full	25@12	2549.51	509902	17.2	16.69	0.00
2	Middle-3	30	20	DFT-s-OFDM 16QAM	Inner_Full	25@12	2549.51	509902	17.2	16.78	0.00
3	Middle-3	30	20	DFT-s-OFDM 64QAM	Inner_Full	25@12	2549.51	509902	17.2	16.77	0.00
4	Middle-3	30	20	DFT-s-OFDM 256QAM	Inner_Full	25@12	2549.51	509902	17.2	16.70	0.00
5	Middle-3	30	20	CP-OFDM QPSK	Inner_Full	25@12	2549.51	509902	17.2	16.62	0.00
6	Middle-3	30	20	CP-OFDM 16QAM	Inner_Full	25@12	2549.51	509902	17.2	16.68	0.00
7	Middle-3	30	20	CP-OFDM 64QAM	Inner_Full	25@12	2549.51	509902	17.2	16.76	0.00
8	Middle-3	30	20	CP-OFDM 256QAM	Inner_Full	25@12	2549.51	509902	17.2	16.74	0.00
9	Middle-3	30	20	DFT-s-OFDM QPSK	Edge_Full_Right	2@49	2549.51	509902	17.2	16.75	0.00
10	Middle-3	30	20	DFT-s-OFDM QPSK	Edge_Full_Left	2@0	2549.51	509902	17.2	16.04	0.00
11	Middle-3	30	20	DFT-s-OFDM QPSK	Inner_1RB_Right	1@49	2549.51	509902	17.2	16.23	0.00
12	Middle-3	30	20	DFT-s-OFDM QPSK	Inner_1RB_Left	1@1	2549.51	509902	17.2	16.20	0.00
13	Middle-3	30	20	DFT-s-OFDM QPSK	Outer_Full	50@0	2549.51	509902	17.2	16.60	0.00
14	Middle-3	30	20	DFT-s-OFDM QPSK	Edge_1RB_Right	1@50	2549.51	509902	17.2	16.48	0.00
15	Middle-3	30	20	DFT-s-OFDM QPSK	Edge_1RB_Left	1@0	2549.51	509902	17.2	16.49	0.00
16	Middle-1	30	30	DFT-s-OFDM QPSK	Inner_Full	25@12	2549.51	509902	17.2	16.79	0.00
16	Middle-1	30	40	DFT-s-OFDM QPSK	Inner_Full	25@12	2549.51	509902	17.2	16.69	0.00
17	Middle-1	30	50	DFT-s-OFDM QPSK	Inner_Full	25@12	2549.51	509902	17.2	16.61	0.00
18	Middle-1	30	60	DFT-s-OFDM QPSK	Inner_Full	25@12	2549.51	509902	17.2	16.55	0.00
18	Middle-1	30	70	DFT-s-OFDM QPSK	Inner_Full	25@12	2549.51	509902	17.2	16.59	0.00
19	Middle-1	30	80	DFT-s-OFDM QPSK	Inner_Full	25@12	2549.51	509902	17.2	16.55	0.00
20	Middle-1	30	90	DFT-s-OFDM QPSK	Inner_Full	25@12	2549.51	509902	17.2	16.59	0.00

N41(ANT1 DSI 6)

No.	Test Freq Description	5G-n41						Tune up	Power Results (dBm)		MPR
		SCS (kHz)	NR BW (MHz)	Modulation	RB allocation	NR Test Freq. (MHz)	NR Test CH.		n41		
1	High	30	20	DFT-s-OFDM QPSK	Inner_Full	25@12	2679.99	535998	22.2	21.80	0.00
2	Middle-1	30	20	DFT-s-OFDM QPSK	Inner_Full	25@12	2636.49	527298	22.2	21.85	0.00
3	Middle-2	30	20	DFT-s-OFDM QPSK	Inner_Full	25@12	2592.99	518598	22.2	21.98	0.00
4	Middle-3	30	20	DFT-s-OFDM QPSK	Inner_Full	25@12	2549.51	509902	22.2	21.95	0.00
5	Low	30	20	DFT-s-OFDM QPSK	Inner_Full	25@12	2506.02	501204	22.2	21.92	0.00
6	High	30	100	DFT-s-OFDM QPSK	Inner_Full	135@67	2640	528000	22.2	21.95	0.00
7	Middle	30	100	DFT-s-OFDM QPSK	Inner_Full	135@67	2616.51	523302	22.2	22.01	0.00
8	Middle	30	100	DFT-s-OFDM QPSK	Inner_Full	135@67	2592.99	518598	22.2	21.98	0.00
9	Middle	30	100	DFT-s-OFDM QPSK	Inner_Full	135@67	2569.5	513900	22.2	22.03	0.00
10	Low	30	100	DFT-s-OFDM QPSK	Inner_Full	135@67	2546.01	509202	22.2	21.92	0.00

According to the table above, the maximum power configuration is selected as the default test configuration

No.	Test Freq Description	5G-n41						Tune up	Power Results (dBm)		MPR
		SCS (kHz)	NR BW (MHz)	Modulation	RB allocation	NR Test Freq. (MHz)	NR Test CH.		n41		
1	Middle-3	30	20	DFT-s-OFDM P1/2 BPSK1	Inner_Full	25@12	2592.99	518598	22.2	21.71	0.00
2	Middle-3	30	20	DFT-s-OFDM 16QAM	Inner_Full	25@12	2592.99	518598	22.2	21.77	0.00
3	Middle-3	30	20	DFT-s-OFDM 64QAM	Inner_Full	25@12	2592.99	518598	22.2	21.67	0.00
4	Middle-3	30	20	DFT-s-OFDM 256QAM	Inner_Full	25@12	2592.99	518598	22.2	21.73	0.00
5	Middle-3	30	20	CP-OFDM QPSK	Inner_Full	25@12	2592.99	518598	22.2	21.74	0.00
6	Middle-3	30	20	CP-OFDM 16QAM	Inner_Full	25@12	2592.99	518598	22.2	21.75	0.00
7	Middle-3	30	20	CP-OFDM 64QAM	Inner_Full	25@12	2592.99	518598	22.2	21.73	0.00
8	Middle-3	30	20	CP-OFDM 256QAM	Inner_Full	25@12	2592.99	518598	21.2	19.85	1.00
9	Middle-3	30	20	DFT-s-OFDM QPSK	Edge_Full_Right	2@49	2592.99	518598	22.2	21.82	0.00
10	Middle-3	30	20	DFT-s-OFDM QPSK	Edge_Full_Left	2@0	2592.99	518598	22.2	21.87	0.00
11	Middle-3	30	20	DFT-s-OFDM QPSK	Inner_1RB_Right	1@49	2592.99	518598	22.2	21.85	0.00
12	Middle-3	30	20	DFT-s-OFDM QPSK	Inner_1RB_Left	1@1	2592.99	518598	22.2	21.85	0.00
13	Middle-3	30	20	DFT-s-OFDM QPSK	Outer_Full	50@0	2592.99	518598	22.2	21.80	0.00
14	Middle-3	30	20	DFT-s-OFDM QPSK	Edge_1RB_Right	1@50	2592.99	518598	22.2	21.78	0.00
15	Middle-3	30	20	DFT-s-OFDM QPSK	Edge_1RB_Left	1@0	2592.99	518598	22.2	21.75	0.00
16	Middle-1	30	30	DFT-s-OFDM QPSK	Inner_Full	25@12	2592.99	518598	22.2	21.61	0.00
16	Middle-1	30	40	DFT-s-OFDM QPSK	Inner_Full	25@12	2592.99	518598	22.2	21.66	0.00
17	Middle-1	30	50	DFT-s-OFDM QPSK	Inner_Full	25@12	2592.99	518598	22.2	21.66	0.00
18	Middle-1	30	60	DFT-s-OFDM QPSK	Inner_Full	25@12	2592.99	518598	22.2	21.61	0.00
18	Middle-1	30	70	DFT-s-OFDM QPSK	Inner_Full	25@12	2592.99	518598	22.2	21.58	0.00
19	Middle-1	30	80	DFT-s-OFDM QPSK	Inner_Full	25@12	2592.99	518598	22.2	21.56	0.00
20	Middle-1	30	90	DFT-s-OFDM QPSK	Inner_Full	25@12	2592.99	518598	22.2	21.54	0.00

N41(ANT1 DSI 9)

No.	Test Freq Description	5G-n41						Tune up	Power Results (dBm)		MPR
		SCS (kHz)	NR BW (MHz)	Modulation	RB allocation	NR Test Freq. (MHz)	NR Test CH.		n41		
1	High	30	20	DFT-s-OFDM QPSK	Inner_Full	25@12	2679.99	535998	23.2	21.81	0.00
2	Middle-1	30	20	DFT-s-OFDM QPSK	Inner_Full	25@12	2636.49	527298	23.2	21.90	0.00
3	Middle-2	30	20	DFT-s-OFDM QPSK	Inner_Full	25@12	2592.99	518598	23.2	21.88	0.00
4	Middle-3	30	20	DFT-s-OFDM QPSK	Inner_Full	25@12	2549.51	509902	23.2	21.99	0.00
5	Low	30	20	DFT-s-OFDM QPSK	Inner_Full	25@12	2506.02	501204	23.2	21.83	0.00
6	High	30	100	DFT-s-OFDM QPSK	Inner_Full	135@67	2640	528000	23.2	21.67	0.00
7	Middle	30	100	DFT-s-OFDM QPSK	Inner_Full	135@67	2616.51	523302	23.2	21.71	0.00
8	Middle	30	100	DFT-s-OFDM QPSK	Inner_Full	135@67	2592.99	518598	23.2	21.59	0.00
9	Middle	30	100	DFT-s-OFDM QPSK	Inner_Full	135@67	2569.5	513900	23.2	21.73	0.00
10	Low	30	100	DFT-s-OFDM QPSK	Inner_Full	135@67	2546.01	509202	23.2	21.66	0.00

According to the table above, the maximum power configuration is selected as the default test configuration

No.	Test Freq Description	5G-n41						Tune up	Power Results (dBm)		MPR
		SCS (kHz)	NR BW (MHz)	Modulation	RB allocation	NR Test Freq. (MHz)	NR Test CH.		n41		
1	Middle-3	30	20	DFT-s-OFDM P12 BPSK1	Inner_Full	25@12	2549.51	509902	23.2	21.69	0.00
2	Middle-3	30	20	DFT-s-OFDM 16QAM	Inner_Full	25@12	2549.51	509902	23.2	21.34	0.00
3	Middle-3	30	20	DFT-s-OFDM 64QAM	Inner_Full	25@12	2549.51	509902	23.2	21.63	0.00
4	Middle-3	30	20	DFT-s-OFDM 256QAM	Inner_Full	25@12	2549.51	509902	21.7	20.56	1.50
5	Middle-3	30	20	CP-OFDM QPSK	Inner_Full	25@12	2549.51	509902	23.2	21.57	0.00
6	Middle-3	30	20	CP-OFDM 16QAM	Inner_Full	25@12	2549.51	509902	23.2	21.63	0.00
7	Middle-3	30	20	CP-OFDM 64QAM	Inner_Full	25@12	2549.51	509902	23.2	21.66	0.00
8	Middle-3	30	20	CP-OFDM 256QAM	Inner_Full	25@12	2549.51	509902	19.7	18.51	3.50
9	Middle-3	30	20	DFT-s-OFDM QPSK	Edge_Full_Right	2@49	2549.51	509902	23.2	21.85	0.00
10	Middle-3	30	20	DFT-s-OFDM QPSK	Edge_Full_Left	2@0	2549.51	509902	23.2	21.84	0.00
11	Middle-3	30	20	DFT-s-OFDM QPSK	Inner_1RB_Right	1@49	2549.51	509902	23.2	21.94	0.00
12	Middle-3	30	20	DFT-s-OFDM QPSK	Inner_1RB_Left	1@1	2549.51	509902	23.2	21.94	0.00
13	Middle-3	30	20	DFT-s-OFDM QPSK	Outer_Full	50@0	2549.51	509902	23.2	21.86	0.00
14	Middle-3	30	20	DFT-s-OFDM QPSK	Edge_1RB_Right	1@50	2549.51	509902	23.2	21.91	0.00
15	Middle-3	30	20	DFT-s-OFDM QPSK	Edge_1RB_Left	1@0	2549.51	509902	23.2	21.93	0.00
16	Middle-1	30	30	DFT-s-OFDM QPSK	Inner_Full	25@12	2549.51	509902	23.2	21.97	0.00
16	Middle-1	30	40	DFT-s-OFDM QPSK	Inner_Full	25@12	2549.51	509902	23.2	21.83	0.00
17	Middle-1	30	50	DFT-s-OFDM QPSK	Inner_Full	25@12	2549.51	509902	23.2	21.86	0.00
18	Middle-1	30	60	DFT-s-OFDM QPSK	Inner_Full	25@12	2549.51	509902	23.2	21.54	0.00
18	Middle-1	30	70	DFT-s-OFDM QPSK	Inner_Full	25@12	2549.51	509902	23.2	21.58	0.00
19	Middle-1	30	80	DFT-s-OFDM QPSK	Inner_Full	25@12	2549.51	509902	23.2	21.58	0.00
20	Middle-1	30	90	DFT-s-OFDM QPSK	Inner_Full	25@12	2549.51	509902	23.2	21.72	0.00

N41(ANT1 DSI 10/19)

No.	Test Freq Description	5G-n41						Tune up	Power Results (dBm)		MPR
		SCS (kHz)	NR BW (MHz)	Modulation	RB allocation	NR Test Freq. (MHz)	NR Test CH.		n41		
1	High	30	20	DFT-s-OFDM QPSK	Inner_Full	25@12	2679.99	535998	16.2	14.42	0.00
2	Middle-1	30	20	DFT-s-OFDM QPSK	Inner_Full	25@12	2636.49	527298	16.2	14.68	0.00
3	Middle-2	30	20	DFT-s-OFDM QPSK	Inner_Full	25@12	2592.99	518598	16.2	14.67	0.00
4	Middle-3	30	20	DFT-s-OFDM QPSK	Inner_Full	25@12	2549.51	509902	16.2	14.82	0.00
5	Low	30	20	DFT-s-OFDM QPSK	Inner_Full	25@12	2506.02	501204	16.2	14.98	0.00
6	High	30	100	DFT-s-OFDM QPSK	Inner_Full	135@67	2640	528000	16.2	14.78	0.00
7	Middle	30	100	DFT-s-OFDM QPSK	Inner_Full	135@67	2616.51	523302	16.2	14.40	0.00
8	Middle	30	100	DFT-s-OFDM QPSK	Inner_Full	135@67	2592.99	518598	16.2	14.41	0.00
9	Middle	30	100	DFT-s-OFDM QPSK	Inner_Full	135@67	2569.5	513900	16.2	14.45	0.00
10	Low	30	100	DFT-s-OFDM QPSK	Inner_Full	135@67	2546.01	509202	16.2	14.61	0.00

According to the table above, the maximum power configuration is selected as the default test configuration

No.	Test Freq Description	5G-n41						Tune up	Power Results (dBm)		MPR
		SCS (kHz)	NR BW (MHz)	Modulation	RB allocation	NR Test Freq. (MHz)	NR Test CH.		n41		
1	Middle-3	30	20	DFT-s-OFDM P12 BPSK1	Inner_Full	25@12	2506.02	501204	16.2	14.97	0.00
2	Middle-3	30	20	DFT-s-OFDM 16QAM	Inner_Full	25@12	2506.02	501204	16.2	14.47	0.00
3	Middle-3	30	20	DFT-s-OFDM 64QAM	Inner_Full	25@12	2506.02	501204	16.2	14.42	0.00
4	Middle-3	30	20	DFT-s-OFDM 256QAM	Inner_Full	25@12	2506.02	501204	16.2	14.30	0.00
5	Middle-3	30	20	CP-OFDM QPSK	Inner_Full	25@12	2506.02	501204	16.2	14.60	0.00
6	Middle-3	30	20	CP-OFDM 16QAM	Inner_Full	25@12	2506.02	501204	16.2	14.64	0.00
7	Middle-3	30	20	CP-OFDM 64QAM	Inner_Full	25@12	2506.02	501204	16.2	14.81	0.00
8	Middle-3	30	20	CP-OFDM 256QAM	Inner_Full	25@12	2506.02	501204	16.2	14.66	0.00
9	Middle-3	30	20	DFT-s-OFDM QPSK	Edge_Full_Right	2@49	2506.02	501204	16.2	14.88	0.00
10	Middle-3	30	20	DFT-s-OFDM QPSK	Edge_Full_Left	2@0	2506.02	501204	16.2	14.86	0.00
11	Middle-3	30	20	DFT-s-OFDM QPSK	Inner_1RB_Right	1@49	2506.02	501204	16.2	14.92	0.00
12	Middle-3	30	20	DFT-s-OFDM QPSK	Inner_1RB_Left	1@1	2506.02	501204	16.2	14.95	0.00
13	Middle-3	30	20	DFT-s-OFDM QPSK	Outer_Full	50@0	2506.02	501204	16.2	14.92	0.00
14	Middle-3	30	20	DFT-s-OFDM QPSK	Edge_1RB_Right	1@50	2506.02	501204	16.2	14.90	0.00
15	Middle-3	30	20	DFT-s-OFDM QPSK	Edge_1RB_Left	1@0	2506.02	501204	16.2	14.96	0.00
16	Middle-1	30	30	DFT-s-OFDM QPSK	Inner_Full	25@12	2506.02	501204	16.2	14.94	0.00
16	Middle-1	30	40	DFT-s-OFDM QPSK	Inner_Full	25@12	2506.02	501204	16.2	14.66	0.00
17	Middle-1	30	50	DFT-s-OFDM QPSK	Inner_Full	25@12	2506.02	501204	16.2	14.77	0.00
18	Middle-1	30	60	DFT-s-OFDM QPSK	Inner_Full	25@12	2506.02	501204	16.2	14.71	0.00
18	Middle-1	30	70	DFT-s-OFDM QPSK	Inner_Full	25@12	2506.02	501204	16.2	14.76	0.00
19	Middle-1	30	80	DFT-s-OFDM QPSK	Inner_Full	25@12	2506.02	501204	16.2	14.44	0.00
20	Middle-1	30	90	DFT-s-OFDM QPSK	Inner_Full	25@12	2506.02	501204	16.2	14.63	0.00

N66(ANT1 DSI 0)

No.	Test Freq Description	5G-n66						Tune up	Power Results (dBm)		MPR
		SCS (kHz)	NR BW (MHz)	Modulation	RB allocation	NR Test Freq. (MHz)	NR Test CH.		n66		
1	High	15	5	DFT-s-OFDM QPSK	Inner_Full (12@6)	1777.5	355500	25	23.76	0.00	
2	Middle	15	5	DFT-s-OFDM QPSK	Inner_Full (12@6)	1745	349000	25	23.89	0.00	
3	Low	15	5	DFT-s-OFDM QPSK	Inner_Full (12@6)	1712.5	342500	25	23.79	0.00	
4	High	15	20	DFT-s-OFDM QPSK	Inner_Full (50@25)	1770	354000	25	23.66	0.00	
5	Middle	15	20	DFT-s-OFDM QPSK	Inner_Full (50@25)	1745	349000	25	23.81	0.00	
6	Low	15	20	DFT-s-OFDM QPSK	Inner_Full (50@25)	1720	344000	25	23.73	0.00	

According to the table above, the maximum power configuration is selected as the default test configuration

No.	Test Freq Description	5G-n66						Tune up	Power Results (dBm)		MPR
		SCS (kHz)	NR BW (MHz)	Modulation	RB allocation	NR Test Freq. (MHz)	NR Test CH.		n66		
1	Low	15	5	DFT-s-OFDM Pi/2 BPSK1	Inner_Full (12@6)	1745	349000	25	23.87	0.00	
2	Low	15	5	DFT-s-OFDM 16QAM	Inner_Full (12@6)	1745	349000	24	22.79	1.00	
3	Low	15	5	DFT-s-OFDM 64QAM	Inner_Full (12@6)	1745	349000	22.5	21.31	2.50	
4	Low	15	5	DFT-s-OFDM 256QAM	Inner_Full (12@6)	1745	349000	20.5	19.43	4.50	
5	Low	15	5	CP-OFDM QPSK	Inner_Full (12@6)	1745	349000	23.5	22.42	1.50	
6	Low	15	5	CP-OFDM 16QAM	Inner_Full (12@6)	1745	349000	23	21.71	2.00	
7	Low	15	5	CP-OFDM 64QAM	Inner_Full (12@6)	1745	349000	21.5	20.33	3.50	
8	Low	15	5	CP-OFDM 256QAM	Inner_Full (12@6)	1745	349000	18.5	17.35	6.50	
9	Low	15	5	DFT-s-OFDM QPSK	Edge_Full_Right (2@23)	1745	349000	24	23.31	1.00	
10	Low	15	5	DFT-s-OFDM QPSK	Edge_Full_Left (2@0)	1745	349000	24	23.27	1.00	
11	Low	15	5	DFT-s-OFDM QPSK	Inner_1RB_Right (1@23)	1745	349000	25	23.81	0.00	
12	Low	15	5	DFT-s-OFDM QPSK	Inner_1RB_Left (1@1)	1745	349000	25	23.83	0.00	
13	Low	15	5	DFT-s-OFDM QPSK	Outer_Full (25@0)	1745	349000	24	23.26	1.00	
14	Low	15	5	DFT-s-OFDM QPSK	Edge_1RB_Right (1@24)	1745	349000	24	23.3	1.00	
15	Low	15	5	DFT-s-OFDM QPSK	Edge_1RB_Left (1@0)	1745	349000	24	23.36	1.00	
16	Low	15	10	DFT-s-OFDM QPSK	Inner_Full (25@12)	1745	349000	25	23.83	0.00	
17	Low	15	15	DFT-s-OFDM QPSK	Inner_Full (36@18)	1745	349000	25	23.84	0.00	

N66(ANT1 DSI 1)

No.	Test Freq Description	5G-n66						Tune up	Power Results (dBm)		MPR
		SCS (kHz)	NR BW (MHz)	Modulation	RB allocation	NR Test Freq. (MHz)	NR Test CH.		n66		
1	High	15	5	DFT-s-OFDM QPSK	Inner_Full (12@6)	12@6	1777.5	355500	22.5	21.31	0.00
2	Middle	15	5	DFT-s-OFDM QPSK	Inner_Full (12@6)	12@6	1745	349000	22.5	21.43	0.00
3	Low	15	5	DFT-s-OFDM QPSK	Inner_Full (12@6)	12@6	1712.5	342500	22.5	21.32	0.00
4	High	15	20	DFT-s-OFDM QPSK	Inner_Full (50@25)	50@25	1770	354000	22.5	21.07	0.00
5	Middle	15	20	DFT-s-OFDM QPSK	Inner_Full (50@25)	50@25	1745	349000	22.5	21.17	0.00
6	Low	15	20	DFT-s-OFDM QPSK	Inner_Full (50@25)	50@25	1720	344000	22.5	21.14	0.00

According to the table above, the maximum power configuration is selected as the default test configuration

No.	Test Freq Description	5G-n66						Tune up	Power Results (dBm)		MPR
		SCS (kHz)	NR BW (MHz)	Modulation	RB allocation	NR Test Freq. (MHz)	NR Test CH.		n66		
1	Low	15	5	DFT-s-OFDM Pi/2 BPSK1	Inner_Full (12@6)	12@6	1745	349000	22.5	21.20	0.00
2	Low	15	5	DFT-s-OFDM 16QAM	Inner_Full (12@6)	12@6	1745	349000	22.5	21.18	0.00
3	Low	15	5	DFT-s-OFDM 64QAM	Inner_Full (12@6)	12@6	1745	349000	21	19.82	1.50
4	Low	15	5	DFT-s-OFDM 256QAM	Inner_Full (12@6)	12@6	1745	349000	19	18.05	3.50
5	Low	15	5	CP-OFDM QPSK	Inner_Full (12@6)	12@6	1745	349000	22	20.81	0.50
6	Low	15	5	CP-OFDM 16QAM	Inner_Full (12@6)	12@6	1745	349000	21.5	20.28	1.00
7	Low	15	5	CP-OFDM 64QAM	Inner_Full (12@6)	12@6	1745	349000	20	18.92	2.50
8	Low	15	5	CP-OFDM 256QAM	Inner_Full (12@6)	12@6	1745	349000	17	16.24	5.50
9	Low	15	5	DFT-s-OFDM QPSK	Edge_Full_Right (2@23)	(2@23)	1745	349000	22.5	21.13	0.00
10	Low	15	5	DFT-s-OFDM QPSK	Edge_Full_Left (2@0)	(2@0)	1745	349000	22.5	21.07	0.00
11	Low	15	5	DFT-s-OFDM QPSK	Inner_1RB_Right (1@23)	(1@23)	1745	349000	22.5	21.21	0.00
12	Low	15	5	DFT-s-OFDM QPSK	Inner_1RB_Left (1@1)	(1@1)	1745	349000	22.5	21.17	0.00
13	Low	15	5	DFT-s-OFDM QPSK	Outer_Full (25@0)	(25@0)	1745	349000	22.5	21.2	0.00
14	Low	15	5	DFT-s-OFDM QPSK	Edge_1RB_Right (1@24)	1@24	1745	349000	22.5	21.08	0.00
15	Low	15	5	DFT-s-OFDM QPSK	Edge_1RB_Left (1@0)	1@0	1745	349000	22.5	21.03	0.00
16	Low	15	10	DFT-s-OFDM QPSK	Inner_Full (25@12)	12@6	1745	349000	22.5	21.11	0.00
17	Low	15	15	DFT-s-OFDM QPSK	Inner_Full (36@18)	12@6	1745	349000	22.5	21.17	0.00

21.3

N66(ANT1 DSI 4)

No.	Test Freq Description	5G-n66						Tune up	Power Results (dBm)		MPR
		SCS (kHz)	NR BW (MHz)	Modulation	RB allocation	NR Test Freq. (MHz)	NR Test CH.		n66		
1	High	15	5	DFT-s-OFDM QPSK	Inner_Full (12@6)	1777.5	355500	23.5	22.89	0.00	
2	Middle	15	5	DFT-s-OFDM QPSK	Inner_Full (12@6)	1745	349000	23.5	22.91	0.00	
3	Low	15	5	DFT-s-OFDM QPSK	Inner_Full (12@6)	1712.5	342500	23.5	22.78	0.00	
4	High	15	20	DFT-s-OFDM QPSK	Inner_Full (50@25)	1770	354000	23.5	22.74	0.00	
5	Middle	15	20	DFT-s-OFDM QPSK	Inner_Full (50@25)	1745	349000	23.5	22.84	0.00	
6	Low	15	20	DFT-s-OFDM QPSK	Inner_Full (50@25)	1720	344000	23.5	22.81	0.00	

According to the table above, the maximum power configuration is selected as the default test configuration

No.	Test Freq Description	5G-n66						Tune up	Power Results (dBm)		MPR
		SCS (kHz)	NR BW (MHz)	Modulation	RB allocation	NR Test Freq. (MHz)	NR Test CH.		n66		
1	Low	15	5	DFT-s-OFDM PI/2 BPSK1	Inner_Full (12@6)	1745	349000	23.5	22.88	0.00	
2	Low	15	5	DFT-s-OFDM 16QAM	Inner_Full (12@6)	1745	349000	23.5	22.86	0.00	
3	Low	15	5	DFT-s-OFDM 64QAM	Inner_Full (12@6)	1745	349000	22	21.39	1.50	
4	Low	15	5	DFT-s-OFDM 256QAM	Inner_Full (12@6)	1745	349000	20	19.48	3.50	
5	Low	15	5	CP-OFDM QPSK	Inner_Full (12@6)	1745	349000	23	22.46	0.50	
6	Low	15	5	CP-OFDM 16QAM	Inner_Full (12@6)	1745	349000	22.5	21.89	1.00	
7	Low	15	5	CP-OFDM 64QAM	Inner_Full (12@6)	1745	349000	21	20.42	2.50	
8	Low	15	5	CP-OFDM 256QAM	Inner_Full (12@6)	1745	349000	18	17.53	5.50	
9	Low	15	5	DFT-s-OFDM QPSK	Edge_Full_Right (2@23)	1745	349000	23.5	22.8	0.00	
10	Low	15	5	DFT-s-OFDM QPSK	Edge_Full_Left (2@0)	1745	349000	23.5	22.74	0.00	
11	Low	15	5	DFT-s-OFDM QPSK	Inner_1RB_Right (1@23)	1745	349000	23.5	22.89	0.00	
12	Low	15	5	DFT-s-OFDM QPSK	Inner_1RB_Left (1@1)	1745	349000	23.5	22.85	0.00	
13	Low	15	5	DFT-s-OFDM QPSK	Outer_Full (25@0)	1745	349000	23.5	22.88	0.00	
14	Low	15	5	DFT-s-OFDM QPSK	Edge_1RB_Right (1@24)	1745	349000	23.5	22.75	0.00	
15	Low	15	5	DFT-s-OFDM QPSK	Edge_1RB_Left (1@0)	1745	349000	23.5	22.69	0.00	
16	Low	15	10	DFT-s-OFDM QPSK	Inner_Full (25@12)	1745	349000	23.5	22.78	0.00	
17	Low	15	15	DFT-s-OFDM QPSK	Inner_Full (36@18)	1745	349000	23.5	22.84	0.00	

N66(ANT1 DSI 5)

No.	Test Freq Description	5G-n66						Tune up	Power Results (dBm)		MPR
		SCS (kHz)	NR BW (MHz)	Modulation	RB allocation	NR Test Freq. (MHz)	NR Test CH.		n66		
1	High	15	5	DFT-s-OFDM QPSK	Inner_Full (12@6)	1777.5	355500	17	16.47	0.00	
2	Middle	15	5	DFT-s-OFDM QPSK	Inner_Full (12@6)	1745	349000	17	16.52	0.00	
3	Low	15	5	DFT-s-OFDM QPSK	Inner_Full (12@6)	1712.5	342500	17	16.46	0.00	
4	High	15	20	DFT-s-OFDM QPSK	Inner_Full (50@25)	1770	354000	17	16.42	0.00	
5	Middle	15	20	DFT-s-OFDM QPSK	Inner_Full (50@25)	1745	349000	17	16.47	0.00	
6	Low	15	20	DFT-s-OFDM QPSK	Inner_Full (50@25)	1720	344000	17	16.45	0.00	

According to the table above, the maximum power configuration is selected as the default test configuration

No.	Test Freq Description	5G-n66						Tune up	Power Results (dBm)		MPR
		SCS (kHz)	NR BW (MHz)	Modulation	RB allocation	NR Test Freq. (MHz)	NR Test CH.		n66		
1	Low	15	5	DFT-s-OFDM PI/2 BPSK1	Inner_Full (12@6)	1745	349000	17	16.47	0.00	
2	Low	15	5	DFT-s-OFDM 16QAM	Inner_Full (12@6)	1745	349000	17	16.46	0.00	
3	Low	15	5	DFT-s-OFDM 64QAM	Inner_Full (12@6)	1745	349000	17	16.42	0.00	
4	Low	15	5	DFT-s-OFDM 256QAM	Inner_Full (12@6)	1745	349000	17	16.41	0.00	
5	Low	15	5	CP-OFDM QPSK	Inner_Full (12@6)	1745	349000	17	16.44	0.00	
6	Low	15	5	CP-OFDM 16QAM	Inner_Full (12@6)	1745	349000	17	16.42	0.00	
7	Low	15	5	CP-OFDM 64QAM	Inner_Full (12@6)	1745	349000	17	16.43	0.00	
8	Low	15	5	CP-OFDM 256QAM	Inner_Full (12@6)	1745	349000	17	16.43	0.00	
9	Low	15	5	DFT-s-OFDM QPSK	Edge_Full_Right (2@23)	1745	349000	17	16.41	0.00	
10	Low	15	5	DFT-s-OFDM QPSK	Edge_Full_Left (2@0)	1745	349000	17	16.42	0.00	
11	Low	15	5	DFT-s-OFDM QPSK	Inner_1RB_Right (1@23)	1745	349000	17	16.5	0.00	
12	Low	15	5	DFT-s-OFDM QPSK	Inner_1RB_Left (1@1)	1745	349000	17	16.46	0.00	
13	Low	15	5	DFT-s-OFDM QPSK	Outer_Full (25@0)	1745	349000	17	16.42	0.00	
14	Low	15	5	DFT-s-OFDM QPSK	Edge_1RB_Right (1@24)	1745	349000	17	16.4	0.00	
15	Low	15	5	DFT-s-OFDM QPSK	Edge_1RB_Left (1@0)	1745	349000	17	16.39	0.00	
16	Low	15	10	DFT-s-OFDM QPSK	Inner_Full (25@12)	1745	349000	17	16.47	0.00	
17	Low	15	15	DFT-s-OFDM QPSK	Inner_Full (36@18)	1745	349000	17	16.46	0.00	

N66(ANT1 DSI 6)

No.	Test Freq Description	5G-n66						Tune up	Power Results (dBm)	MPR
		SCS (kHz)	NR BW (MHz)	Modulation	RB allocation	NR Test Freq. (MHz)	NR Test CH.		n66	
1	High	15	5	DFT-s-OFDM QPSK	Inner_Full (12@6)	1777.5	355500	21.5	20.86	0.00
2	Middle	15	5	DFT-s-OFDM QPSK	Inner_Full (12@6)	1745	349000	21.5	20.90	0.00
3	Low	15	5	DFT-s-OFDM QPSK	Inner_Full (12@6)	1712.5	342500	21.5	20.88	0.00
4	High	15	20	DFT-s-OFDM QPSK	Inner_Full (50@25)	1770	354000	21.5	20.77	0.00
5	Middle	15	20	DFT-s-OFDM QPSK	Inner_Full (50@25)	1745	349000	21.5	20.79	0.00
6	Low	15	20	DFT-s-OFDM QPSK	Inner_Full (50@25)	1720	344000	21.5	20.75	0.00

20.3

According to the table above, the maximum power configuration is selected as the default test configuration

No.	Test Freq Description	5G-n66						Tune up	Power Results (dBm)	MPR
		SCS (kHz)	NR BW (MHz)	Modulation	RB allocation	NR Test Freq. (MHz)	NR Test CH.		n66	
1	Low	15	5	DFT-s-OFDM PI/2 BPSK1	Inner_Full (12@6)	1745	349000	21.5	20.85	0.00
2	Low	15	5	DFT-s-OFDM 16QAM	Inner_Full (12@6)	1745	349000	21.5	20.82	0.00
3	Low	15	5	DFT-s-OFDM 64QAM	Inner_Full (12@6)	1745	349000	21.5	20.83	0.00
4	Low	15	5	DFT-s-OFDM 256QAM	Inner_Full (12@6)	1745	349000	20.5	19.46	1.00
5	Low	15	5	CP-OFDM QPSK	Inner_Full (12@6)	1745	349000	21.5	20.8	0.00
6	Low	15	5	CP-OFDM 16QAM	Inner_Full (12@6)	1745	349000	21.5	20.87	0.00
7	Low	15	5	CP-OFDM 64QAM	Inner_Full (12@6)	1745	349000	21.5	20.25	0.00
8	Low	15	5	CP-OFDM 256QAM	Inner_Full (12@6)	1745	349000	18.5	17.32	3.00
9	Low	15	5	DFT-s-OFDM QPSK	Edge_Full_Right (2@23)	1745	349000	21.5	20.91	0.00
10	Low	15	5	DFT-s-OFDM QPSK	Edge_Full_Left (2@0)	1745	349000	21.5	20.77	0.00
11	Low	15	5	DFT-s-OFDM QPSK	Inner_1RB_Right (1@23)	1745	349000	21.5	20.92	0.00
12	Low	15	5	DFT-s-OFDM QPSK	Inner_1RB_Left (1@1)	1745	349000	21.5	20.81	0.00
13	Low	15	5	DFT-s-OFDM QPSK	Outer_Full (25@0)	1745	349000	21.5	20.8	0.00
14	Low	15	5	DFT-s-OFDM QPSK	Edge_1RB_Right (1@24)	1745	349000	21.5	20.85	0.00
15	Low	15	5	DFT-s-OFDM QPSK	Edge_1RB_Left (1@0)	1745	349000	21.5	20.77	0.00
16	Low	15	10	DFT-s-OFDM QPSK	Inner_Full (25@12)	1745	349000	21.5	20.83	0.00
17	Low	15	15	DFT-s-OFDM QPSK	Inner_Full (36@18)	1745	349000	21.5	20.84	0.00

N66(ANT1 DSI 9)

No.	Test Freq Description	5G-n66						Tune up	Power Results (dBm)	MPR
		SCS (kHz)	NR BW (MHz)	Modulation	RB allocation	NR Test Freq. (MHz)	NR Test CH.		n66	
1	High	15	5	DFT-s-OFDM QPSK	Inner_Full (12@6)	1777.5	355500	21	20.37	0.00
2	Middle	15	5	DFT-s-OFDM QPSK	Inner_Full (12@6)	1745	349000	21	20.43	0.00
3	Low	15	5	DFT-s-OFDM QPSK	Inner_Full (12@6)	1712.5	342500	21	20.35	0.00
4	High	15	20	DFT-s-OFDM QPSK	Inner_Full (50@25)	1770	354000	21	20.31	0.00
5	Middle	15	20	DFT-s-OFDM QPSK	Inner_Full (50@25)	1745	349000	21	20.37	0.00
6	Low	15	20	DFT-s-OFDM QPSK	Inner_Full (50@25)	1720	344000	21	20.34	0.00

According to the table above, the maximum power configuration is selected as the default test configuration

No.	Test Freq Description	5G-n66						Tune up	Power Results (dBm)	MPR
		SCS (kHz)	NR BW (MHz)	Modulation	RB allocation	NR Test Freq. (MHz)	NR Test CH.		n66	
1	Low	15	5	DFT-s-OFDM PI/2 BPSK1	Inner_Full (12@6)	1745	349000	21	20.37	0.00
2	Low	15	5	DFT-s-OFDM 16QAM	Inner_Full (12@6)	1745	349000	21	20.35	0.00
3	Low	15	5	DFT-s-OFDM 64QAM	Inner_Full (12@6)	1745	349000	21	20.33	0.00
4	Low	15	5	DFT-s-OFDM 256QAM	Inner_Full (12@6)	1745	349000	20	19.45	1.00
5	Low	15	5	CP-OFDM QPSK	Inner_Full (12@6)	1745	349000	21	20.33	0.00
6	Low	15	5	CP-OFDM 16QAM	Inner_Full (12@6)	1745	349000	21	20.31	0.00
7	Low	15	5	CP-OFDM 64QAM	Inner_Full (12@6)	1745	349000	21	20.32	0.00
8	Low	15	5	CP-OFDM 256QAM	Inner_Full (12@6)	1745	349000	19	17.51	2.00
9	Low	15	5	DFT-s-OFDM QPSK	Edge_Full_Right (2@23)	1745	349000	21	20.29	0.00
10	Low	15	5	DFT-s-OFDM QPSK	Edge_Full_Left (2@0)	1745	349000	21	20.31	0.00
11	Low	15	5	DFT-s-OFDM QPSK	Inner_1RB_Right (1@23)	1745	349000	21	20.4	0.00
12	Low	15	5	DFT-s-OFDM QPSK	Inner_1RB_Left (1@1)	1745	349000	21	20.35	0.00
13	Low	15	5	DFT-s-OFDM QPSK	Outer_Full (25@0)	1745	349000	21	20.31	0.00
14	Low	15	5	DFT-s-OFDM QPSK	Edge_1RB_Right (1@24)	1745	349000	21	20.28	0.00
15	Low	15	5	DFT-s-OFDM QPSK	Edge_1RB_Left (1@0)	1745	349000	21	20.27	0.00
16	Low	15	10	DFT-s-OFDM QPSK	Inner_Full (25@12)	1745	349000	21	20.37	0.00
17	Low	15	15	DFT-s-OFDM QPSK	Inner_Full (36@18)	1745	349000	21	20.36	0.00

N66(ANT1 DSI 10/19)

No.	Test Freq Description	5G-n66						Tune up	Power Results (dBm)		MPR
		SCS (kHz)	NR BW (MHz)	Modulation	RB allocation	NR Test Freq. (MHz)	NR Test CH.		n66		
1	High	15	5	DFT-s-OFDM QPSK	Inner_Full (12@6)	1777.5	355500	14.8	14.47	0.00	
2	Middle	15	5	DFT-s-OFDM QPSK	Inner_Full (12@6)	1745	349000	14.8	14.51	0.00	
3	Low	15	5	DFT-s-OFDM QPSK	Inner_Full (12@6)	1712.5	342500	14.8	14.46	0.00	
4	High	15	20	DFT-s-OFDM QPSK	Inner_Full (50@25)	1770	354000	14.8	14.42	0.00	
5	Middle	15	20	DFT-s-OFDM QPSK	Inner_Full (50@25)	1745	349000	14.8	14.47	0.00	
6	Low	15	20	DFT-s-OFDM QPSK	Inner_Full (50@25)	1720	344000	14.8	14.45	0.00	

According to the table above, the maximum power configuration is selected as the default test configuration

No.	Test Freq Description	5G-n66						Tune up	Power Results (dBm)		MPR
		SCS (kHz)	NR BW (MHz)	Modulation	RB allocation	NR Test Freq. (MHz)	NR Test CH.		n66		
1	Low	15	5	DFT-s-OFDM PI/2 BPSK1	Inner_Full (12@6)	1745	349000	14.8	14.47	0.00	
2	Low	15	5	DFT-s-OFDM 16QAM	Inner_Full (12@6)	1745	349000	14.8	14.46	0.00	
3	Low	15	5	DFT-s-OFDM 64QAM	Inner_Full (12@6)	1745	349000	14.8	14.42	0.00	
4	Low	15	5	DFT-s-OFDM 256QAM	Inner_Full (12@6)	1745	349000	14.8	14.41	0.00	
5	Low	15	5	CP-OFDM QPSK	Inner_Full (12@6)	1745	349000	14.8	14.44	0.00	
6	Low	15	5	CP-OFDM 16QAM	Inner_Full (12@6)	1745	349000	14.8	14.42	0.00	
7	Low	15	5	CP-OFDM 64QAM	Inner_Full (12@6)	1745	349000	14.8	14.43	0.00	
8	Low	15	5	CP-OFDM 256QAM	Inner_Full (12@6)	1745	349000	14.8	14.43	0.00	
9	Low	15	5	DFT-s-OFDM QPSK	Edge_Full_Right (2@23)	1745	349000	14.8	14.41	0.00	
10	Low	15	5	DFT-s-OFDM QPSK	Edge_Full_Left (2@0)	1745	349000	14.8	14.42	0.00	
11	Low	15	5	DFT-s-OFDM QPSK	Inner_1RB_Right (1@23)	1745	349000	14.8	14.49	0.00	
12	Low	15	5	DFT-s-OFDM QPSK	Inner_1RB_Left (1@1)	1745	349000	14.8	14.46	0.00	
13	Low	15	5	DFT-s-OFDM QPSK	Outer_Full (25@0)	1745	349000	14.8	14.42	0.00	
14	Low	15	5	DFT-s-OFDM QPSK	Edge_1RB_Right (1@24)	1745	349000	14.8	14.4	0.00	
15	Low	15	5	DFT-s-OFDM QPSK	Edge_1RB_Left (1@0)	1745	349000	14.8	14.4	0.00	
16	Low	15	10	DFT-s-OFDM QPSK	Inner_Full (25@12)	1745	349000	14.8	14.47	0.00	
17	Low	15	15	DFT-s-OFDM QPSK	Inner_Full (36@18)	1745	349000	14.8	14.46	0.00	

N71(ANT1 DSI 0)

No.	Test Freq Description	5G-n71						Tune up	Power Results (dBm)		MPR
		SCS (kHz)	NR BW (MHz)	Modulation	RB allocation	NR Test Freq. (MHz)	NR Test CH.		n71		
1	High	15	5	DFT-s-OFDM QPSK	Inner_Full (12@6)	695.5	139100	25.2	23.62	0.00	
2	Middle	15	5	DFT-s-OFDM QPSK	Inner_Full (12@6)	680.5	136100	25.2	23.85	0.00	
3	Low	15	5	DFT-s-OFDM QPSK	Inner_Full (12@6)	665.5	133100	25.2	23.98	0.00	
4	High	15	20	DFT-s-OFDM QPSK	Inner_Full (50@25)	688	137600	25.2	23.67	0.00	
5	Middle	15	20	DFT-s-OFDM QPSK	Inner_Full (50@25)	680.5	136100	25.2	23.79	0.00	
6	Low	15	20	DFT-s-OFDM QPSK	Inner_Full (50@25)	673	134600	25.2	23.78	0.00	

According to the table above, the maximum power configuration is selected as the default test configuration

No.	Test Freq Description	5G-n71						Tune up	Power Results (dBm)		MPR
		SCS (kHz)	NR BW (MHz)	Modulation	RB allocation	NR Test Freq. (MHz)	NR Test CH.		n71		
1	default	15	5	DFT-s-OFDM PI/2 BPSK1	Inner_Full (12@6)	665.5	133100	25.2	24.06	0.00	
2	default	15	5	DFT-s-OFDM 16QAM	Inner_Full (12@6)	665.5	133100	24.2	23.00	1.00	
3	default	15	5	DFT-s-OFDM 64QAM	Inner_Full (12@6)	665.5	133100	22.7	21.41	2.50	
4	default	15	5	DFT-s-OFDM 256QAM	Inner_Full (12@6)	665.5	133100	20.7	19.56	4.50	
5	default	15	5	CP-OFDM QPSK	Inner_Full (12@6)	665.5	133100	23.7	22.56	1.50	
6	default	15	5	CP-OFDM 16QAM	Inner_Full (12@6)	665.5	133100	23.2	21.97	2.00	
7	default	15	5	CP-OFDM 64QAM	Inner_Full (12@6)	665.5	133100	21.7	20.42	3.50	
8	default	15	5	CP-OFDM 256QAM	Inner_Full (12@6)	665.5	133100	18.7	17.47	6.50	
9	default	15	5	DFT-s-OFDM PI/2 BPSK1	Edge_Full_Right	665.5	133100	24.2	23.51	1.00	
10	default	15	5	DFT-s-OFDM PI/2 BPSK1	Edge_Full_Left	665.5	133100	24.2	23.48	1.00	
11	default	15	5	DFT-s-OFDM PI/2 BPSK1	Inner_1RB_Right	665.5	133100	25.2	23.96	0.00	
12	default	15	5	DFT-s-OFDM PI/2 BPSK1	Inner_1RB_Left	665.5	133100	25.2	24.03	0.00	
13	default	15	5	DFT-s-OFDM PI/2 BPSK1	Outer_Full	665.5	133100	24.2	23.37	1.00	
14	default	15	5	DFT-s-OFDM PI/2 BPSK1	Edge_1RB_Right (1@24)	665.5	133100	24.2	23.48	1.00	
15	default	15	5	DFT-s-OFDM PI/2 BPSK1	Edge_1RB_Left (1@0)	665.5	133100	24.2	23.54	1.00	
16	default	15	10	DFT-s-OFDM PI/2 BPSK1	Inner_Full	680.5	136100	25.2	24.05	0.00	
17	default	15	15	DFT-s-OFDM PI/2 BPSK1	Inner_Full	680.5	136100	25.2	24.01	0.00	

N25(ANT0 DSI 0)

No.	Test Freq Description	5G-n25						Tune up	Power Results (dBm)		MPR	
		SCS (kHz)	NR BW (MHz)	Modulation	RB allocation		NR Test Freq. (MHz)		NR Test CH.	n25		
1	High	15	5	DFT-s-OFDM QPSK	Inner_Full		12@6	1912.5	382500	25	23.97	0.00
2	Middle	15	5	DFT-s-OFDM QPSK	Inner_Full		12@6	1882.5	376500	25	23.95	0.00
3	Low	15	5	DFT-s-OFDM QPSK	Inner_Full		12@6	1852.5	370500	25	23.99	0.00
4	High	15	40	DFT-s-OFDM QPSK	Inner_Full		108_54	1895	379000	25	23.78	0.00
5	Middle	15	40	DFT-s-OFDM QPSK	Inner_Full		108_54	1882.5	376500	25	23.90	0.00
6	Low	15	40	DFT-s-OFDM QPSK	Inner_Full		108_54	1870	374000	25	23.86	0.00

According to the table above, the maximum power configuration is selected as the default test configuration

No.	Test Freq Description	5G-n25						Tune up	Power Results (dBm)		MPR	
		SCS (kHz)	NR BW (MHz)	Modulation	RB allocation		NR Test Freq. (MHz)		NR Test CH.	n25		
1	Middle	15	5	DFT-s-OFDM PI/2 BPSK1	Inner_Full		12@6	1852.5	370500	25	23.87	0.00
2	Middle	15	5	DFT-s-OFDM 16QAM	Inner_Full		12@6	1852.5	370500	24	22.80	1.00
3	Middle	15	5	DFT-s-OFDM 64QAM	Inner_Full		12@6	1852.5	370500	22.5	21.34	2.50
4	Middle	15	5	DFT-s-OFDM 256QAM	Inner_Full		12@6	1852.5	370500	20.5	19.29	4.50
5	Middle	15	5	CP-OFDM QPSK	Inner_Full		12@6	1852.5	370500	23.5	22.43	1.50
6	Middle	15	5	CP-OFDM 16QAM	Inner_Full		12@6	1852.5	370500	23	21.98	2.00
7	Middle	15	5	CP-OFDM 64QAM	Inner_Full		12@6	1852.5	370500	21.5	20.35	3.50
8	Middle	15	5	CP-OFDM 256QAM	Inner_Full		12@6	1852.5	370500	18.5	17.39	6.50
9	Middle	15	5	DFT-s-OFDM QPSK	Edge_Full_Right		2@23	1852.5	370500	24	23.21	1.00
10	Middle	15	5	DFT-s-OFDM QPSK	Edge_Full_Left		2@0	1852.5	370500	24	23.18	1.00
11	Middle	15	5	DFT-s-OFDM QPSK	Inner_1RB_Right		1@23	1852.5	370500	25	23.72	0.00
12	Middle	15	5	DFT-s-OFDM QPSK	Inner_1RB_Left		1@1	1852.5	370500	25	23.69	0.00
13	Middle	15	5	DFT-s-OFDM QPSK	Outer_Full		25@0	1852.5	370500	24	23.15	1.00
14	Middle	15	5	DFT-s-OFDM QPSK	Edge_1RB_Right		1@24	1852.5	370500	24	23.16	1.00
15	Middle	15	5	DFT-s-OFDM QPSK	Edge_1RB_Left		1@0	1852.5	370500	24	23.24	1.00
16	default	15	10	DFT-s-OFDM QPSK	Inner_Full		25@12	1882.5	376500	25	23.66	0.00
17	default	15	15	DFT-s-OFDM QPSK	Inner_Full		36@18	1882.5	376500	25	23.48	0.00
18	Middle	15	20	DFT-s-OFDM QPSK	Inner_Full		50@25	1882.5	376500	25	23.77	0.00
19	Middle	15	30	DFT-s-OFDM QPSK	Inner_Full		80_40	1882.5	376500	25	23.89	0.00

N25(ANT0 DSI 19)

No.	Test Freq Description	5G-n25						Tune up	Power Results (dBm)		MPR	
		SCS (kHz)	NR BW (MHz)	Modulation	RB allocation		NR Test Freq. (MHz)		NR Test CH.	n25		
1	High	15	5	DFT-s-OFDM QPSK	Inner_Full		12@6	1912.5	382500	23	22.36	0.00
2	Middle	15	5	DFT-s-OFDM QPSK	Inner_Full		12@6	1882.5	376500	23	22.45	0.00
3	Low	15	5	DFT-s-OFDM QPSK	Inner_Full		12@6	1852.5	370500	23	22.49	0.00
4	High	15	40	DFT-s-OFDM QPSK	Inner_Full		108_54	1895	379000	23	22.27	0.00
5	Middle	15	40	DFT-s-OFDM QPSK	Inner_Full		108_54	1882.5	376500	23	22.28	0.00
6	Low	15	40	DFT-s-OFDM QPSK	Inner_Full		108_54	1870	374000	23	22.38	0.00

According to the table above, the maximum power configuration is selected as the default test configuration

No.	Test Freq Description	5G-n25						Tune up	Power Results (dBm)		MPR	
		SCS (kHz)	NR BW (MHz)	Modulation	RB allocation		NR Test Freq. (MHz)		NR Test CH.	n25		
1	Middle	15	5	DFT-s-OFDM PI/2 BPSK1	Inner_Full		12@6	1852.5	370500	23	22.47	0.00
2	Middle	15	5	DFT-s-OFDM 16QAM	Inner_Full		12@6	1852.5	370500	23	22.39	0.00
3	Middle	15	5	DFT-s-OFDM 64QAM	Inner_Full		12@6	1852.5	370500	23	21.42	0.00
4	Middle	15	5	DFT-s-OFDM 256QAM	Inner_Full		12@6	1852.5	370500	21	19.46	2.00
5	Middle	15	5	CP-OFDM QPSK	Inner_Full		12@6	1852.5	370500	23	22.37	0.00
6	Middle	15	5	CP-OFDM 16QAM	Inner_Full		12@6	1852.5	370500	23	21.95	0.00
7	Middle	15	5	CP-OFDM 64QAM	Inner_Full		12@6	1852.5	370500	22	20.50	1.00
8	Middle	15	5	CP-OFDM 256QAM	Inner_Full		12@6	1852.5	370500	19	17.46	4.00
9	Middle	15	5	DFT-s-OFDM QPSK	Edge_Full_Right		2@23	1852.5	370500	23	22.40	0.00
10	Middle	15	5	DFT-s-OFDM QPSK	Edge_Full_Left		2@0	1852.5	370500	23	22.52	0.00
11	Middle	15	5	DFT-s-OFDM QPSK	Inner_1RB_Right		1@23	1852.5	370500	23	22.51	0.00
12	Middle	15	5	DFT-s-OFDM QPSK	Inner_1RB_Left		1@1	1852.5	370500	23	22.51	0.00
13	Middle	15	5	DFT-s-OFDM QPSK	Outer_Full		25@0	1852.5	370500	23	22.49	0.00
14	Middle	15	5	DFT-s-OFDM QPSK	Edge_1RB_Right		1@24	1852.5	370500	23	22.54	0.00
15	Middle	15	5	DFT-s-OFDM QPSK	Edge_1RB_Left		1@0	1852.5	370500	23	22.53	0.00
16	default	15	10	DFT-s-OFDM QPSK	Inner_Full		25@12	1882.5	376500	23	22.48	0.00
17	default	15	15	DFT-s-OFDM QPSK	Inner_Full		36@18	1882.5	376500	23	22.44	0.00
18	Middle	15	20	DFT-s-OFDM QPSK	Inner_Full		50@25	1882.5	376500	23	22.48	0.00
19	Middle	15	30	DFT-s-OFDM QPSK	Inner_Full		80_40	1882.5	376500	23	22.41	0.00

N41(ANT0 DSI 0/4/5)

No.	Test Freq Description	5G-n41							Tune up	Power Results (dBm)	MPR
		SCS (kHz)	NR BW (MHz)	Modulation	RB allocation	NR Test Freq. (MHz)	NR Test CH.	n41			
1	High	30	20	DFT-s-OFDM QPSK	Inner_Full	25@12	2679.99	535998	27.2	26.48	0.00
2	Middle-1	30	20	DFT-s-OFDM QPSK	Inner_Full	25@12	2636.49	527298	27.2	26.42	0.00
3	Middle-2	30	20	DFT-s-OFDM QPSK	Inner_Full	25@12	2592.99	518598	27.2	26.54	0.00
4	Middle-3	30	20	DFT-s-OFDM QPSK	Inner_Full	25@12	2549.51	509902	27.2	26.47	0.00
5	Low	30	20	DFT-s-OFDM QPSK	Inner_Full	25@12	2506.02	501204	27.2	26.34	0.00
6	High	30	100	DFT-s-OFDM QPSK	Inner_Full	135@67	2640	528000	27.2	26.26	0.00
7	Middle	30	100	DFT-s-OFDM QPSK	Inner_Full	135@67	2616.51	523302	27.2	26.22	0.00
8	Middle	30	100	DFT-s-OFDM QPSK	Inner_Full	135@67	2592.99	518598	27.2	26.18	0.00
9	Middle	30	100	DFT-s-OFDM QPSK	Inner_Full	135@67	2569.5	513900	27.2	26.16	0.00
10	Low	30	100	DFT-s-OFDM QPSK	Inner_Full	135@67	2546.01	509202	27.2	26.23	0.00

According to the table above, the maximum power configuration is selected as the default test configuration

No.	Test Freq Description	5G-n41							Tune up	Power Results (dBm)	MPR
		SCS (kHz)	NR BW (MHz)	Modulation	RB allocation	NR Test Freq. (MHz)	NR Test CH.	n41			
1	Middle-3	30	20	DFT-s-OFDM P12 BPSK1	Inner_Full	25@12	2592.99	518598	27.2	26.44	0.00
2	Middle-3	30	20	DFT-s-OFDM 16QAM	Inner_Full	25@12	2592.99	518598	26.2	25.39	1.00
3	Middle-3	30	20	DFT-s-OFDM 64QAM	Inner_Full	25@12	2592.99	518598	24.7	23.84	2.50
4	Middle-3	30	20	DFT-s-OFDM 256QAM	Inner_Full	25@12	2592.99	518598	22.7	21.84	4.50
5	Middle-3	30	20	CP-OFDM QPSK	Inner_Full	25@12	2592.99	518598	25.7	24.86	1.50
6	Middle-3	30	20	CP-OFDM 16QAM	Inner_Full	25@12	2592.99	518598	25.2	24.48	2.00
7	Middle-3	30	20	CP-OFDM 64QAM	Inner_Full	25@12	2592.99	518598	23.7	22.94	3.50
8	Middle-3	30	20	CP-OFDM 256QAM	Inner_Full	25@12	2592.99	518598	20.7	19.98	6.50
9	Middle-3	30	20	DFT-s-OFDM QPSK	Edge_Full_Right	2@49	2592.99	518598	23.7	23.00	3.50
10	Middle-3	30	20	DFT-s-OFDM QPSK	Edge_Full_Left	2@0	2592.99	518598	23.7	22.87	3.50
11	Middle-3	30	20	DFT-s-OFDM QPSK	Inner_1RB_Right	1@49	2592.99	518598	27.2	26.28	0.00
12	Middle-3	30	20	DFT-s-OFDM QPSK	Inner_1RB_Left	1@1	2592.99	518598	27.2	26.25	0.00
13	Middle-3	30	20	DFT-s-OFDM QPSK	Outer_Full	50@0	2592.99	518598	26.2	25.31	1.00
14	Middle-3	30	20	DFT-s-OFDM QPSK	Edge_1RB_Right	1@50	2592.99	518598	23.7	22.76	3.50
15	Middle-3	30	20	DFT-s-OFDM QPSK	Edge_1RB_Left	1@0	2592.99	518598	23.7	22.83	3.50
16	Middle-1	30	30	DFT-s-OFDM QPSK	Inner_Full	36_18	2592.99	518598	27.2	26.31	0.00
17	Middle-1	30	40	DFT-s-OFDM QPSK	Inner_Full	50_25	2592.99	518598	27.2	26.32	0.00
18	Middle-1	30	50	DFT-s-OFDM QPSK	Inner_Full	64_32	2592.99	518598	27.2	26.24	0.00
19	Middle-1	30	60	DFT-s-OFDM QPSK	Inner_Full	81_40	2592.99	518598	27.2	26.33	0.00
20	Middle-1	30	70	DFT-s-OFDM QPSK	Inner_Full	90_45	2592.99	518598	27.2	26.27	0.00
19	Middle-1	30	80	DFT-s-OFDM QPSK	Inner_Full	108_54	2592.99	518598	27.2	26.31	0.00
20	Middle-1	30	90	DFT-s-OFDM QPSK	Inner_Full	120_60	2592.99	518598	27.2	26.29	0.00

N41(ANT0 DSI 2/19)

No.	Test Freq Description	5G-n41						Tune up	Power Results (dBm) n41	MPR	
		SCS (kHz)	NR BW (MHz)	Modulation	RB allocation	NR Test Freq. (MHz)	NR Test CH.				
1	High	30	20	DFT-s-OFDM QPSK	Inner_Full	25@12	2679.99	535998	24.7	24.30	0.00
2	Middle-1	30	20	DFT-s-OFDM QPSK	Inner_Full	25@12	2636.49	527298	24.7	24.29	0.00
3	Middle-2	30	20	DFT-s-OFDM QPSK	Inner_Full	25@12	2592.99	518598	24.7	24.46	0.00
4	Middle-3	30	20	DFT-s-OFDM QPSK	Inner_Full	25@12	2549.51	509902	24.7	24.35	0.00
5	Low	30	20	DFT-s-OFDM QPSK	Inner_Full	25@12	2506.02	501204	24.7	24.40	0.00
6	High	30	100	DFT-s-OFDM QPSK	Inner_Full	135@67	2640	528000	24.7	24.15	0.00
7	Middle	30	100	DFT-s-OFDM QPSK	Inner_Full	135@67	2616.51	523302	24.7	24.13	0.00
8	Middle	30	100	DFT-s-OFDM QPSK	Inner_Full	135@67	2592.99	518598	24.7	24.12	0.00
9	Middle	30	100	DFT-s-OFDM QPSK	Inner_Full	135@67	2569.5	513900	24.7	24.19	0.00
10	Low	30	100	DFT-s-OFDM QPSK	Inner_Full	135@67	2546.01	509202	24.7	24.21	0.00

According to the table above, the maximum power configuration is selected as the default test configuration

No.	Test Freq Description	5G-n41						Tune up	Power Results (dBm) n41	MPR	
		SCS (kHz)	NR BW (MHz)	Modulation	RB allocation	NR Test Freq. (MHz)	NR Test CH.				
1	Middle-3	30	20	DFT-s-OFDM PI/2 BPSK1	Inner_Full	25@12	2592.99	518598	24.7	24.32	0.00
2	Middle-3	30	20	DFT-s-OFDM 16QAM	Inner_Full	25@12	2592.99	518598	24.7	24.38	0.00
3	Middle-3	30	20	DFT-s-OFDM 64QAM	Inner_Full	25@12	2592.99	518598	24.7	23.83	0.00
4	Middle-3	30	20	DFT-s-OFDM 256QAM	Inner_Full	25@12	2592.99	518598	22.7	21.79	2.00
5	Middle-3	30	20	CP-OFDM QPSK	Inner_Full	25@12	2592.99	518598	24.7	24.32	0.00
6	Middle-3	30	20	CP-OFDM 16QAM	Inner_Full	25@12	2592.99	518598	24.7	24.31	0.00
7	Middle-3	30	20	CP-OFDM 64QAM	Inner_Full	25@12	2592.99	518598	23.7	22.85	1.00
8	Middle-3	30	20	CP-OFDM 256QAM	Inner_Full	25@12	2592.99	518598	20.7	19.96	4.00
9	Middle-3	30	20	DFT-s-OFDM QPSK	Edge_Full_Right	2@49	2592.99	518598	23.7	22.77	1.00
10	Middle-3	30	20	DFT-s-OFDM QPSK	Edge_Full_Left	2@0	2592.99	518598	23.7	22.89	1.00
11	Middle-3	30	20	DFT-s-OFDM QPSK	Inner_1RB_Right	1@49	2592.99	518598	24.7	24.26	0.00
12	Middle-3	30	20	DFT-s-OFDM QPSK	Inner_1RB_Left	1@1	2592.99	518598	24.7	24.33	0.00
13	Middle-3	30	20	DFT-s-OFDM QPSK	Outer_Full	50@0	2592.99	518598	24.7	24.30	0.00
14	Middle-3	30	20	DFT-s-OFDM QPSK	Edge_1RB_Right	1@50	2592.99	518598	23.7	22.78	1.00
15	Middle-3	30	20	DFT-s-OFDM QPSK	Edge_1RB_Left	1@0	2592.99	518598	23.7	22.86	1.00
16	Middle-1	30	30	DFT-s-OFDM QPSK	Inner_Full	25@12	2592.99	518598	24.7	24.31	0.00
16	Middle-1	30	40	DFT-s-OFDM QPSK	Inner_Full	25@12	2592.99	518598	24.7	24.24	0.00
17	Middle-1	30	50	DFT-s-OFDM QPSK	Inner_Full	25@12	2592.99	518598	24.7	24.34	0.00
18	Middle-1	30	60	DFT-s-OFDM QPSK	Inner_Full	25@12	2592.99	518598	24.7	24.27	0.00
18	Middle-1	30	70	DFT-s-OFDM QPSK	Inner_Full	25@12	2592.99	518598	24.7	24.14	0.00
19	Middle-1	30	80	DFT-s-OFDM QPSK	Inner_Full	25@12	2592.99	518598	24.7	24.17	0.00
20	Middle-1	30	90	DFT-s-OFDM QPSK	Inner_Full	25@12	2592.99	518598	24.7	24.14	0.00

N41(ANT0 DSI 9)

No.	Test Freq Description	5G-n41						Tune up	Power Results (dBm) n41	MPR	
		SCS (kHz)	NR BW (MHz)	Modulation	RB allocation	NR Test Freq. (MHz)	NR Test CH.				
1	High	30	20	DFT-s-OFDM QPSK	Inner_Full	25@12	2679.99	535998	26.2	24.98	0.00
2	Middle-1	30	20	DFT-s-OFDM QPSK	Inner_Full	25@12	2636.49	527298	26.2	24.92	0.00
3	Middle-2	30	20	DFT-s-OFDM QPSK	Inner_Full	25@12	2592.99	518598	26.2	24.63	0.00
4	Middle-3	30	20	DFT-s-OFDM QPSK	Inner_Full	25@12	2549.51	509902	26.2	25.18	0.00
5	Low	30	20	DFT-s-OFDM QPSK	Inner_Full	25@12	2506.02	501204	26.2	25.42	0.00
6	High	30	100	DFT-s-OFDM QPSK	Inner_Full	135@67	2640	528000	26.2	24.91	0.00
7	Middle	30	100	DFT-s-OFDM QPSK	Inner_Full	135@67	2616.51	523302	26.2	24.88	0.00
8	Middle	30	100	DFT-s-OFDM QPSK	Inner_Full	135@67	2592.99	518598	26.2	24.84	0.00
9	Middle	30	100	DFT-s-OFDM QPSK	Inner_Full	135@67	2569.5	513900	26.2	24.87	0.00
10	Low	30	100	DFT-s-OFDM QPSK	Inner_Full	135@67	2546.01	509202	26.2	24.75	0.00

According to the table above, the maximum power configuration is selected as the default test configuration

No.	Test Freq Description	5G-n41						Tune up	Power Results (dBm) n41	MPR	
		SCS (kHz)	NR BW (MHz)	Modulation	RB allocation	NR Test Freq. (MHz)	NR Test CH.				
1	Middle-3	30	20	DFT-s-OFDM PI/2 BPSK1	Inner_Full	25@12	2506.02	501204	26.2	25.22	0.00
2	Middle-3	30	20	DFT-s-OFDM 16QAM	Inner_Full	25@12	2506.02	501204	25.2	24.16	1.00
3	Middle-3	30	20	DFT-s-OFDM 64QAM	Inner_Full	25@12	2506.02	501204	23.7	23.11	2.50
4	Middle-3	30	20	DFT-s-OFDM 256QAM	Inner_Full	25@12	2506.02	501204	21.7	21.24	4.50
5	Middle-3	30	20	CP-OFDM QPSK	Inner_Full	25@12	2506.02	501204	24.7	23.71	1.50
6	Middle-3	30	20	CP-OFDM 16QAM	Inner_Full	25@12	2506.02	501204	24.2	23.60	2.00
7	Middle-3	30	20	CP-OFDM 64QAM	Inner_Full	25@12	2506.02	501204	22.7	22.32	3.50
8	Middle-3	30	20	CP-OFDM 256QAM	Inner_Full	25@12	2506.02	501204	19.7	19.27	6.50
9	Middle-3	30	20	DFT-s-OFDM QPSK	Edge_Full_Right	2@49	2506.02	501204	22.7	21.93	3.50
10	Middle-3	30	20	DFT-s-OFDM QPSK	Edge_Full_Left	2@0	2506.02	501204	22.7	21.84	3.50
11	Middle-3	30	20	DFT-s-OFDM QPSK	Inner_1RB_Right	1@49	2506.02	501204	26.2	24.99	0.00
12	Middle-3	30	20	DFT-s-OFDM QPSK	Inner_1RB_Left	1@1	2506.02	501204	26.2	25.05	0.00
13	Middle-3	30	20	DFT-s-OFDM QPSK	Outer_Full	50@0	2506.02	501204	25.2	24.84	1.00
14	Middle-3	30	20	DFT-s-OFDM QPSK	Edge_1RB_Right	1@50	2506.02	501204	22.7	22.05	3.50
15	Middle-3	30	20	DFT-s-OFDM QPSK	Edge_1RB_Left	1@0	2506.02	501204	22.7	22.02	3.50
16	Middle-1	30	30	DFT-s-OFDM QPSK	Inner_Full	25@12	2506.02	501204	26.2	25.07	0.00
16	Middle-1	30	40	DFT-s-OFDM QPSK	Inner_Full	25@12	2506.02	501204	26.2	24.98	0.00
17	Middle-1	30	50	DFT-s-OFDM QPSK	Inner_Full	25@12	2506.02	501204	26.2	24.89	0.00
18	Middle-1	30	60	DFT-s-OFDM QPSK	Inner_Full	25@12	2506.02	501204	26.2	24.90	0.00
18	Middle-1	30	70	DFT-s-OFDM QPSK	Inner_Full	25@12	2506.02	501204	26.2	24.80	0.00
19	Middle-1	30	80	DFT-s-OFDM QPSK	Inner_Full	25@12	2506.02	501204	26.2	24.76	0.00
20	Middle-1	30	90	DFT-s-OFDM QPSK	Inner_Full	25@12	2506.02	501204	26.2	24.70	0.00

N66(ANT0 DSI 0/2/4/5)

No.	Test Freq Description	5G-n66						Tune up	Power Results (dBm)	MPR
		SCS (kHz)	NR BW (MHz)	Modulation	RB allocation	NR Test Freq. (MHz)	NR Test CH.		n66	
1	High	15	5	DFT-s-OFDM QPSK	Inner_Full (12@6)	1777.5	355500	25	23.90	0.00
2	Middle	15	5	DFT-s-OFDM QPSK	Inner_Full (12@6)	1745	349000	25	23.92	0.00
3	Low	15	5	DFT-s-OFDM QPSK	Inner_Full (12@6)	1712.5	342500	25	23.87	0.00
4	High	15	20	DFT-s-OFDM QPSK	Inner_Full (50@25)	1770	354000	25	23.71	0.00
5	Middle	15	20	DFT-s-OFDM QPSK	Inner_Full (50@25)	1745	349000	25	23.82	0.00
6	Low	15	20	DFT-s-OFDM QPSK	Inner_Full (50@25)	1720	344000	25	23.77	0.00

According to the table above, the maximum power configuration is selected as the default test configuration

No.	Test Freq Description	5G-n66						Tune up	Power Results (dBm)	MPR
		SCS (kHz)	NR BW (MHz)	Modulation	RB allocation	NR Test Freq. (MHz)	NR Test CH.		n66	
1	Low	15	5	DFT-s-OFDM Pi/2 BPSK1	Inner_Full (12@6)	1745	349000	25	23.98	0.00
2	Low	15	5	DFT-s-OFDM 16QAM	Inner_Full (12@6)	1745	349000	24	22.86	1.00
3	Low	15	5	DFT-s-OFDM 64QAM	Inner_Full (12@6)	1745	349000	22.5	21.39	2.50
4	Low	15	5	DFT-s-OFDM 256QAM	Inner_Full (12@6)	1745	349000	20.5	19.38	4.50
5	Low	15	5	CP-OFDM QPSK	Inner_Full (12@6)	1745	349000	23.5	22.49	1.50
6	Low	15	5	CP-OFDM 16QAM	Inner_Full (12@6)	1745	349000	23	21.96	2.00
7	Low	15	5	CP-OFDM 64QAM	Inner_Full (12@6)	1745	349000	21.5	20.45	3.50
8	Low	15	5	CP-OFDM 256QAM	Inner_Full (12@6)	1745	349000	18.5	17.48	6.50
9	Low	15	5	DFT-s-OFDM Pi/2 BPSK1	Edge_Full_Right (2@23)	1745	349000	24	23.44	1.00
10	Low	15	5	DFT-s-OFDM Pi/2 BPSK1	Edge_Full_Left(2@0)	1745	349000	24	23.33	1.00
11	Low	15	5	DFT-s-OFDM Pi/2 BPSK1	Inner_1RB_Right (1@23)	1745	349000	25	23.92	0.00
12	Low	15	5	DFT-s-OFDM Pi/2 BPSK1	Inner_1RB_Left (1@1)	1745	349000	25	23.86	0.00
13	Low	15	5	DFT-s-OFDM Pi/2 BPSK1	Outer_Full (25@0)	1745	349000	24	23.28	1.00
14	Low	15	5	DFT-s-OFDM Pi/2 BPSK1	Edge_1RB_Right (1@24)	1745	349000	24	23.42	1.00
15	Low	15	5	DFT-s-OFDM Pi/2 BPSK1	Edge_1RB_Left (1@0)	1745	349000	24	23.29	1.00
16	Low	15	10	DFT-s-OFDM Pi/2 BPSK1	Inner_Full (25@12)	1745	349000	25	23.82	0.00
17	Low	15	15	DFT-s-OFDM Pi/2 BPSK1	Inner_Full (36@18)	1745	349000	25	23.83	0.00

N66(ANT0 DSI 7/9/10)

No.	Test Freq Description	5G-n66						Tune up	Power Results (dBm)	MPR
		SCS (kHz)	NR BW (MHz)	Modulation	RB allocation	NR Test Freq. (MHz)	NR Test CH.		n66	
1	High	15	5	DFT-s-OFDM QPSK	Inner_Full (12@6)	1777.5	355500	24	23.43	0.00
2	Middle	15	5	DFT-s-OFDM QPSK	Inner_Full (12@6)	1745	349000	24	23.51	0.00
3	Low	15	5	DFT-s-OFDM QPSK	Inner_Full (12@6)	1712.5	342500	24	23.50	0.00
4	High	15	20	DFT-s-OFDM QPSK	Inner_Full (50@25)	1770	354000	24	23.27	0.00
5	Middle	15	20	DFT-s-OFDM QPSK	Inner_Full (50@25)	1745	349000	24	23.33	0.00
6	Low	15	20	DFT-s-OFDM QPSK	Inner_Full (50@25)	1720	344000	24	23.43	0.00

According to the table above, the maximum power configuration is selected as the default test configuration

No.	Test Freq Description	5G-n66						Tune up	Power Results (dBm)	MPR
		SCS (kHz)	NR BW (MHz)	Modulation	RB allocation	NR Test Freq. (MHz)	NR Test CH.		n66	
1	Low	15	5	DFT-s-OFDM Pi/2 BPSK1	Inner_Full (12@6)	1745	349000	24	23.44	0.00
2	Low	15	5	DFT-s-OFDM 16QAM	Inner_Full (12@6)	1745	349000	24	22.99	0.00
3	Low	15	5	DFT-s-OFDM 64QAM	Inner_Full (12@6)	1745	349000	22.5	21.48	1.50
4	Low	15	5	DFT-s-OFDM 256QAM	Inner_Full (12@6)	1745	349000	20.5	19.55	3.50
5	Low	15	5	CP-OFDM QPSK	Inner_Full (12@6)	1745	349000	23.5	22.53	0.50
6	Low	15	5	CP-OFDM 16QAM	Inner_Full (12@6)	1745	349000	23	22	1.00
7	Low	15	5	CP-OFDM 64QAM	Inner_Full (12@6)	1745	349000	21.5	20.54	2.50
8	Low	15	5	CP-OFDM 256QAM	Inner_Full (12@6)	1745	349000	18.5	17.57	5.50
9	Low	15	5	DFT-s-OFDM QPSK	Edge_Full_Right (2@23)	1745	349000	24	22.9	0.00
10	Low	15	5	DFT-s-OFDM QPSK	Edge_Full_Left(2@0)	1745	349000	24	22.71	0.00
11	Low	15	5	DFT-s-OFDM QPSK	Inner_1RB_Right (1@23)	1745	349000	24	23.41	0.00
12	Low	15	5	DFT-s-OFDM QPSK	Inner_1RB_Left (1@1)	1745	349000	24	23.4	0.00
13	Low	15	5	DFT-s-OFDM QPSK	Outer_Full (25@0)	1745	349000	24	22.96	0.00
14	Low	15	5	DFT-s-OFDM QPSK	Edge_1RB_Right (1@24)	1745	349000	24	22.81	0.00
15	Low	15	5	DFT-s-OFDM QPSK	Edge_1RB_Left (1@0)	1745	349000	24	22.78	0.00
16	Low	15	10	DFT-s-OFDM QPSK	Inner_Full (25@12)	1745	349000	24	23.37	0.00
17	Low	15	15	DFT-s-OFDM QPSK	Inner_Full (36@18)	1745	349000	24	23.43	0.00

N66(ANT0 DSI 19)

No.	Test Freq Description	5G-n66						Tune up	Power Results (dBm)		MPR
		SCS (kHz)	NR BW (MHz)	Modulation	RB allocation	NR Test Freq. (MHz)	NR Test CH.		n66		
1	High	15	5	DFT-s-OFDM QPSK	Inner_Full (12@6)	12@6	1777.5	355500	22	21.39	0.00
2	Middle	15	5	DFT-s-OFDM QPSK	Inner_Full (12@6)	12@6	1745	349000	22	21.54	0.00
3	Low	15	5	DFT-s-OFDM QPSK	Inner_Full (12@6)	12@6	1712.5	342500	22	21.41	0.00
4	High	15	20	DFT-s-OFDM QPSK	Inner_Full (50@25)	50@25	1770	354000	22	21.36	0.00
5	Middle	15	20	DFT-s-OFDM QPSK	Inner_Full (50@25)	50@25	1745	349000	22	21.39	0.00
6	Low	15	20	DFT-s-OFDM QPSK	Inner_Full (50@25)	50@25	1720	344000	22	21.35	0.00

According to the table above, the maximum power configuration is selected as the default test configuration

No.	Test Freq Description	5G-n66						Tune up	Power Results (dBm)		MPR
		SCS (kHz)	NR BW (MHz)	Modulation	RB allocation	NR Test Freq. (MHz)	NR Test CH.		n66		
1	Low	15	5	DFT-s-OFDM Pi/2 BPSK1	Inner_Full (12@6)	12@6	1745	349000	22	21.43	0.00
2	Low	15	5	DFT-s-OFDM 16QAM	Inner_Full (12@6)	12@6	1745	349000	22	21.42	0.00
3	Low	15	5	DFT-s-OFDM 64QAM	Inner_Full (12@6)	12@6	1745	349000	22	21.42	0.00
4	Low	15	5	DFT-s-OFDM 256QAM	Inner_Full (12@6)	12@6	1745	349000	21	19.58	1.00
5	Low	15	5	CP-OFDM QPSK	Inner_Full (12@6)	12@6	1745	349000	22	21.4	0.00
6	Low	15	5	CP-OFDM 16QAM	Inner_Full (12@6)	12@6	1745	349000	22	21.43	0.00
7	Low	15	5	CP-OFDM 64QAM	Inner_Full (12@6)	12@6	1745	349000	22	20.32	0.00
8	Low	15	5	CP-OFDM 256QAM	Inner_Full (12@6)	12@6	1745	349000	19	17.41	3.00
9	Low	15	5	DFT-s-OFDM QPSK	Edge_Full_Right (2@23)	(2@23)	1745	349000	22	21.49	0.00
10	Low	15	5	DFT-s-OFDM QPSK	Edge_Full_Left (2@0)	(2@0)	1745	349000	22	21.44	0.00
11	Low	15	5	DFT-s-OFDM QPSK	Inner_1RB_Right (1@23)	(1@23)	1745	349000	22	21.51	0.00
12	Low	15	5	DFT-s-OFDM QPSK	Inner_1RB_Left (1@1)	(1@1)	1745	349000	22	21.38	0.00
13	Low	15	5	DFT-s-OFDM QPSK	Outer_Full (25@0)	(25@0)	1745	349000	22	21.46	0.00
14	Low	15	5	DFT-s-OFDM QPSK	Edge_1RB_Right (1@24)	1@24	1745	349000	22	21.5	0.00
15	Low	15	5	DFT-s-OFDM QPSK	Edge_1RB_Left (1@0)	1@0	1745	349000	22	21.4	0.00
16	Low	15	10	DFT-s-OFDM QPSK	Inner_Full (25@12)	12@6	1745	349000	22	21.39	0.00
17	Low	15	15	DFT-s-OFDM QPSK	Inner_Full (36@18)	12@6	1745	349000	22	21.42	0.00

N71(ANT0 DSI 0)

No.	Test Freq Description	5G-n71						Tune up	Power Results (dBm)		MPR
		SCS (kHz)	NR BW (MHz)	Modulation	RB allocation	NR Test Freq. (MHz)	NR Test CH.		n71		
1	High	15	5	DFT-s-OFDM QPSK	Inner_Full (12@6)	695.5	139100	25.2	23.89	0.00	
2	Middle	15	5	DFT-s-OFDM QPSK	Inner_Full (12@6)	680.5	136100	25.2	24.12	0.00	
3	Low	15	5	DFT-s-OFDM QPSK	Inner_Full (12@6)	665.5	133100	25.2	24.20	0.00	
4	High	15	20	DFT-s-OFDM QPSK	Inner_Full (50@25)	688	137600	25.2	23.80	0.00	
5	Middle	15	20	DFT-s-OFDM QPSK	Inner_Full (50@25)	680.5	136100	25.2	23.98	0.00	
6	Low	15	20	DFT-s-OFDM QPSK	Inner_Full (50@25)	673	134600	25.2	24.04	0.00	

According to the table above, the maximum power configuration is selected as the default test configuration

No.	Test Freq Description	5G-n71						Tune up	Power Results (dBm)		MPR
		SCS (kHz)	NR BW (MHz)	Modulation	RB allocation	NR Test Freq. (MHz)	NR Test CH.		n71		
1	default	15	5	DFT-s-OFDM Pi/2 BPSK1	Inner_Full (12@6)	665.5	133100	25.2	24.18	0.00	
2	default	15	5	DFT-s-OFDM 16QAM	Inner_Full (12@6)	665.5	133100	24.2	23.12	1.00	
3	default	15	5	DFT-s-OFDM 64QAM	Inner_Full (12@6)	665.5	133100	22.7	21.58	2.50	
4	default	15	5	DFT-s-OFDM 256QAM	Inner_Full (12@6)	665.5	133100	20.7	19.72	4.50	
5	default	15	5	CP-OFDM QPSK	Inner_Full (12@6)	665.5	133100	23.7	22.59	1.50	
6	default	15	5	CP-OFDM 16QAM	Inner_Full (12@6)	665.5	133100	23.2	22.18	2.00	
7	default	15	5	CP-OFDM 64QAM	Inner_Full (12@6)	665.5	133100	21.7	20.62	3.50	
8	default	15	5	CP-OFDM 256QAM	Inner_Full (12@6)	665.5	133100	18.7	17.62	6.50	
9	default	15	5	DFT-s-OFDM QPSK	Edge_Full_Right	665.5	133100	24.2	23.14	1.00	
10	default	15	5	DFT-s-OFDM QPSK	Edge_Full_Left	665.5	133100	24.2	23.10	1.00	
11	default	15	5	DFT-s-OFDM QPSK	Inner_1RB_Right	665.5	133100	25.2	24.21	0.00	
12	default	15	5	DFT-s-OFDM QPSK	Inner_1RB_Left	665.5	133100	25.2	24.25	0.00	
13	default	15	5	DFT-s-OFDM QPSK	Outer_Full	665.5	133100	24.2	23.08	1.00	
14	default	15	5	DFT-s-OFDM QPSK	Edge_1RB_Right (1@24)	665.5	133100	24.2	23.18	1.00	
15	default	15	5	DFT-s-OFDM QPSK	Edge_1RB_Left (1@0)	665.5	133100	24.2	23.28	1.00	
16	default	15	10	DFT-s-OFDM QPSK	Inner_Full	680.5	136100	25.2	24.16	0.00	
17	default	15	15	DFT-s-OFDM QPSK	Inner_Full	680.5	136100	25.2	24.14	0.00	

N25(ANT4 DSI 0)

No.	Test Freq Description	5G-n25						Tune up	Power Results (dBm)		MPR
		SCS (kHz)	NR BW (MHz)	Modulation	RB allocation	NR Test Freq. (MHz)	NR Test CH.		n25		
1	High	15	5	DFT-s-OFDM QPSK	Inner_Full	12@6	1912.5	382500	24.3	23.67	0.00
2	Middle	15	5	DFT-s-OFDM QPSK	Inner_Full	12@6	1882.5	376500	24.3	23.72	0.00
3	Low	15	5	DFT-s-OFDM QPSK	Inner_Full	12@6	1852.5	370500	24.3	23.78	0.00
4	High	15	40	DFT-s-OFDM QPSK	Inner_Full	108_54	1895	379000	24.3	23.70	0.00
5	Middle	15	40	DFT-s-OFDM QPSK	Inner_Full	108_54	1882.5	376500	24.3	23.72	0.00
6	Low	15	40	DFT-s-OFDM QPSK	Inner_Full	108_54	1870	374000	24.3	23.76	0.00

According to the table above, the maximum power configuration is selected as the default test configuration

No.	Test Freq Description	5G-n25						Tune up	Power Results (dBm)		MPR
		SCS (kHz)	NR BW (MHz)	Modulation	RB allocation	NR Test Freq. (MHz)	NR Test CH.		n25		
1	Middle	15	5	DFT-s-OFDM Pi/2 BPSK1	Inner_Full	12@6	1852.5	370500	24.3	23.75	0.00
2	Middle	15	5	DFT-s-OFDM 16QAM	Inner_Full	12@6	1852.5	370500	23.3	22.66	1.00
3	Middle	15	5	DFT-s-OFDM 64QAM	Inner_Full	12@6	1852.5	370500	21.8	21.22	2.50
4	Middle	15	5	DFT-s-OFDM 256QAM	Inner_Full	12@6	1852.5	370500	19.8	19.25	4.50
5	Middle	15	5	CP-OFDM QPSK	Inner_Full	12@6	1852.5	370500	22.8	22.27	1.50
6	Middle	15	5	CP-OFDM 16QAM	Inner_Full	12@6	1852.5	370500	22.3	21.77	2.00
7	Middle	15	5	CP-OFDM 64QAM	Inner_Full	12@6	1852.5	370500	20.8	20.21	3.50
8	Middle	15	5	CP-OFDM 256QAM	Inner_Full	12@6	1852.5	370500	17.8	17.25	6.50
9	Middle	15	5	DFT-s-OFDM QPSK	Edge_Full_Right	2@23	1852.5	370500	23.3	22.73	1.00
10	Middle	15	5	DFT-s-OFDM QPSK	Edge_Full_Left	2@0	1852.5	370500	23.3	22.80	1.00
11	Middle	15	5	DFT-s-OFDM QPSK	Inner_1RB_Right	1@23	1852.5	370500	24.3	23.75	0.00
12	Middle	15	5	DFT-s-OFDM QPSK	Inner_1RB_Left	1@1	1852.5	370500	24.3	23.72	0.00
13	Middle	15	5	DFT-s-OFDM QPSK	Outer_Full	25@0	1852.5	370500	23.3	22.70	1.00
14	Middle	15	5	DFT-s-OFDM QPSK	Edge_1RB_Right	1@24	1852.5	370500	23.3	22.68	1.00
15	Middle	15	5	DFT-s-OFDM QPSK	Edge_1RB_Left	1@0	1852.5	370500	23.3	22.76	1.00
16	default	15	10	DFT-s-OFDM QPSK	Inner_Full	12@6	1852.5	370500	24.3	23.75	0.00
17	default	15	15	DFT-s-OFDM QPSK	Inner_Full	12@6	1852.5	370500	24.3	23.76	0.00
18	Middle	15	20	DFT-s-OFDM QPSK	Inner_Full	12@6	1852.5	370500	24.3	23.45	0.00
19	Middle	15	30	DFT-s-OFDM QPSK	Inner_Full	12@6	1852.5	370500	24.3	23.61	0.00

N66(ANT4 DSI 0)

No.	Test Freq Description	5G-n66						Tune up	Power Results (dBm)		MPR
		SCS (kHz)	NR BW (MHz)	Modulation	RB allocation	NR Test Freq. (MHz)	NR Test CH.		n66		
1	High	15	5	DFT-s-OFDM QPSK	Inner_Full (12@6)	12@6	1777.5	355500	24.4	23.23	0.00
2	Middle	15	5	DFT-s-OFDM QPSK	Inner_Full (12@6)	12@6	1745	349000	24.4	23.34	0.00
3	Low	15	5	DFT-s-OFDM QPSK	Inner_Full (12@6)	12@6	1712.5	342500	24.4	23.32	0.00
4	High	15	20	DFT-s-OFDM QPSK	Inner_Full (50@25)	50@25	1770	354000	24.4	23.12	0.00
5	Middle	15	20	DFT-s-OFDM QPSK	Inner_Full (50@25)	50@25	1745	349000	24.4	23.28	0.00
6	Low	15	20	DFT-s-OFDM QPSK	Inner_Full (50@25)	50@25	1720	344000	24.4	23.26	0.00

According to the table above, the maximum power configuration is selected as the default test configuration

No.	Test Freq Description	5G-n66						Tune up	Power Results (dBm)		MPR
		SCS (kHz)	NR BW (MHz)	Modulation	RB allocation	NR Test Freq. (MHz)	NR Test CH.		n66		
1	Low	15	5	DFT-s-OFDM Pi/2 BPSK1	Inner_Full (12@6)	12@6	1745	349000	24.4	23.29	0.00
2	Low	15	5	DFT-s-OFDM 16QAM	Inner_Full (12@6)	12@6	1745	349000	23.4	22.19	1.00
3	Low	15	5	DFT-s-OFDM 64QAM	Inner_Full (12@6)	12@6	1745	349000	21.9	20.7	2.50
4	Low	15	5	DFT-s-OFDM 256QAM	Inner_Full (12@6)	12@6	1745	349000	19.9	18.95	4.50
5	Low	15	5	CP-OFDM QPSK	Inner_Full (12@6)	12@6	1745	349000	22.9	21.93	1.50
6	Low	15	5	CP-OFDM 16QAM	Inner_Full (12@6)	12@6	1745	349000	22.4	21.24	2.00
7	Low	15	5	CP-OFDM 64QAM	Inner_Full (12@6)	12@6	1745	349000	20.9	19.81	3.50
8	Low	15	5	CP-OFDM 256QAM	Inner_Full (12@6)	12@6	1745	349000	17.9	16.84	6.50
9	Low	15	5	DFT-s-OFDM QPSK	Edge_Full_Right (2@23)	(2@23)	1745	349000	23.4	22.25	1.00
10	Low	15	5	DFT-s-OFDM QPSK	Edge_Full_Left (2@0)	(2@0)	1745	349000	23.4	22.3	1.00
11	Low	15	5	DFT-s-OFDM QPSK	Inner_1RB_Right (1@23)	(1@23)	1745	349000	24.4	23.29	0.00
12	Low	15	5	DFT-s-OFDM QPSK	Inner_1RB_Left (1@1)	(1@1)	1745	349000	24.4	23.31	0.00
13	Low	15	5	DFT-s-OFDM QPSK	Outer_Full (25@0)	(25@0)	1745	349000	23.4	22.32	1.00
14	Low	15	5	DFT-s-OFDM QPSK	Edge_1RB_Right (1@24)	1@24	1745	349000	23.4	22.26	1.00
15	Low	15	5	DFT-s-OFDM QPSK	Edge_1RB_Left (1@0)	1@0	1745	349000	23.4	22.28	1.00
16	Low	15	10	DFT-s-OFDM QPSK	Inner_Full (25@12)	12@6	1745	349000	24.4	23.31	0.00
17	Low	15	15	DFT-s-OFDM QPSK	Inner_Full (36@18)	12@6	1745	349000	24.4	23.28	0.00

N41(ANT4 DSI 0/4)

No.	Test Freq Description	5G-n41						Tune up	Power Results (dBm)		MPR
		SCS (kHz)	NR BW (MHz)	Modulation	RB allocation		NR Test Freq. (MHz)		NR Test CH.	n41	
1	High	30	20	DFT-s-OFDM QPSK	Inner_Full	25@12	2679.99	535998	26.3	25.39	0.00
2	Middle-1	30	20	DFT-s-OFDM QPSK	Inner_Full	25@12	2636.49	527298	26.3	25.55	0.00
3	Middle-2	30	20	DFT-s-OFDM QPSK	Inner_Full	25@12	2592.99	518598	26.3	24.95	0.00
4	Middle-3	30	20	DFT-s-OFDM QPSK	Inner_Full	25@12	2549.51	509902	26.3	25.63	0.00
5	Low	30	20	DFT-s-OFDM QPSK	Inner_Full	25@12	2506.02	501204	26.3	25.12	0.00
6	High	30	100	DFT-s-OFDM QPSK	Inner_Full	135@67	2640	528000	26.3	25.35	0.00
7	Middle	30	100	DFT-s-OFDM QPSK	Inner_Full	135@67	2616.51	523302	26.3	25.07	0.00
8	Middle	30	100	DFT-s-OFDM QPSK	Inner_Full	135@67	2592.99	518598	26.3	25.15	0.00
9	Middle	30	100	DFT-s-OFDM QPSK	Inner_Full	135@67	2569.5	513900	26.3	25.39	0.00
10	Low	30	100	DFT-s-OFDM QPSK	Inner_Full	135@67	2546.01	509202	26.3	25.39	0.00

According to the table above, the maximum power configuration is selected as the default test configuration

No.	Test Freq Description	5G-n41						Tune up	Power Results (dBm)		MPR
		SCS (kHz)	NR BW (MHz)	Modulation	RB allocation		NR Test Freq. (MHz)		NR Test CH.	n41	
1	Middle-3	30	20	DFT-s-OFDM Pi2 BPSK1	Inner_Full	25@12	2549.51	509902	26.3	25.60	0.00
2	Middle-3	30	20	DFT-s-OFDM 16QAM	Inner_Full	25@12	2549.51	509902	25.3	24.59	1.00
3	Middle-3	30	20	DFT-s-OFDM 64QAM	Inner_Full	25@12	2549.51	509902	23.8	23.09	2.50
4	Middle-3	30	20	DFT-s-OFDM 256QAM	Inner_Full	25@12	2549.51	509902	21.8	21.12	4.50
5	Middle-3	30	20	CP-OFDM QPSK	Inner_Full	25@12	2549.51	509902	24.8	24.11	1.50
6	Middle-3	30	20	CP-OFDM 16QAM	Inner_Full	25@12	2549.51	509902	24.3	23.60	2.00
7	Middle-3	30	20	CP-OFDM 64QAM	Inner_Full	25@12	2549.51	509902	22.8	22.13	3.50
8	Middle-3	30	20	CP-OFDM 256QAM	Inner_Full	25@12	2549.51	509902	19.8	19.11	6.50
9	Middle-3	30	20	DFT-s-OFDM QPSK	Edge_Full_Right	2@49	2549.51	509902	22.8	22.37	3.50
10	Middle-3	30	20	DFT-s-OFDM QPSK	Edge_Full_Left	2@0	2549.51	509902	22.8	22.17	3.50
11	Middle-3	30	20	DFT-s-OFDM QPSK	Inner_1RB_Right	1@49	2549.51	509902	26.3	25.22	0.00
12	Middle-3	30	20	DFT-s-OFDM QPSK	Inner_1RB_Left	1@1	2549.51	509902	26.3	25.59	0.00
13	Middle-3	30	20	DFT-s-OFDM QPSK	Outer_Full	50@0	2549.51	509902	25.3	24.76	1.00
14	Middle-3	30	20	DFT-s-OFDM QPSK	Edge_1RB_Right	1@50	2549.51	509902	22.8	22.43	3.50
15	Middle-3	30	20	DFT-s-OFDM QPSK	Edge_1RB_Left	1@0	2549.51	509902	22.8	22.09	3.50
16	Middle-1	30	30	DFT-s-OFDM QPSK	Inner_Full	36_18	2592.99	518598	26.3	25.36	0.00
16	Middle-1	30	40	DFT-s-OFDM QPSK	Inner_Full	50_25	2592.99	518598	26.3	25.50	0.00
17	Middle-1	30	50	DFT-s-OFDM QPSK	Inner_Full	64_32	2592.99	518598	26.3	25.52	0.00
18	Middle-1	30	60	DFT-s-OFDM QPSK	Inner_Full	81_40	2592.99	518598	26.3	25.42	0.00
19	Middle-1	30	70	DFT-s-OFDM QPSK	Inner_Full	90_45	2592.99	518598	26.3	25.37	0.00
19	Middle-1	30	80	DFT-s-OFDM QPSK	Inner_Full	108_54	2592.99	518598	26.3	25.41	0.00
20	Middle-1	30	90	DFT-s-OFDM QPSK	Inner_Full	120_60	2592.99	518598	26.3	25.38	0.00

N41(ANT4 DSI 1/2)

No.	Test Freq Description	5G-n41						Tune up	Power Results (dBm)		MPR
		SCS (kHz)	NR BW (MHz)	Modulation	RB allocation		NR Test Freq. (MHz)		NR Test CH.	n41	
1	High	30	20	DFT-s-OFDM QPSK	Inner_Full (25@12)	25@12	2679.99	535998	25.2	23.73	0.00
2	Middle-1	30	20	DFT-s-OFDM QPSK	Inner_Full (25@12)	25@12	2636.49	527298	25.2	23.72	0.00
3	Middle-2	30	20	DFT-s-OFDM QPSK	Inner_Full (25@12)	25@12	2592.99	518598	25.2	23.89	0.00
4	Middle-3	30	20	DFT-s-OFDM QPSK	Inner_Full (25@12)	25@12	2549.51	509902	25.2	23.78	0.00
5	Low	30	20	DFT-s-OFDM QPSK	Inner_Full (25@12)	25@12	2506.02	501204	25.2	23.83	0.00
6	High	30	100	DFT-s-OFDM QPSK	Inner_Full (135@67)	135@67	2640	528000	25.2	23.59	0.00
7	Middle	30	100	DFT-s-OFDM QPSK	Inner_Full (135@67)	135@67	2616.51	523302	25.2	23.57	0.00
8	Middle	30	100	DFT-s-OFDM QPSK	Inner_Full (135@67)	135@67	2592.99	518598	25.2	23.56	0.00
9	Middle	30	100	DFT-s-OFDM QPSK	Inner_Full (135@67)	135@67	2569.5	513900	25.2	23.63	0.00
10	Low	30	100	DFT-s-OFDM QPSK	Inner_Full (135@67)	135@67	2546.01	509202	25.2	23.65	0.00

According to the table above, the maximum power configuration is selected as the default test configuration

No.	Test Freq Description	5G-n41						Tune up	Power Results (dBm)		MPR
		SCS (kHz)	NR BW (MHz)	Modulation	RB allocation		NR Test Freq. (MHz)		NR Test CH.	n41	
1	Middle-3	30	20	DFT-s-OFDM Pi2 BPSK1	Inner_Full (25@12)	25@12	2592.99	518598	25.2	23.75	0.00
2	Middle-3	30	20	DFT-s-OFDM 16QAM	Inner_Full (25@12)	25@12	2592.99	518598	25.2	23.81	0.00
3	Middle-3	30	20	DFT-s-OFDM 64QAM	Inner_Full (25@12)	25@12	2592.99	518598	25.2	23.27	0.00
4	Middle-3	30	20	DFT-s-OFDM 256QAM	Inner_Full (25@12)	25@12	2592.99	518598	23.2	21.27	2.00
5	Middle-3	30	20	CP-OFDM QPSK	Inner_Full (25@12)	25@12	2592.99	518598	25.2	23.75	0.00
6	Middle-3	30	20	CP-OFDM 16QAM	Inner_Full (25@12)	25@12	2592.99	518598	25.2	23.74	0.00
7	Middle-3	30	20	CP-OFDM 64QAM	Inner_Full (25@12)	25@12	2592.99	518598	24.2	22.31	1.00
8	Middle-3	30	20	CP-OFDM 256QAM	Inner_Full (25@12)	25@12	2592.99	518598	21.2	19.48	4.00
9	Middle-3	30	20	DFT-s-OFDM QPSK	Edge_Full_Right	2@49	2592.99	518598	23.2	22.23	2.00
10	Middle-3	30	20	DFT-s-OFDM QPSK	Edge_Full_Left	2@0	2592.99	518598	23.2	22.35	2.00
11	Middle-3	30	20	DFT-s-OFDM QPSK	Inner_1RB_Right	1@49	2592.99	518598	25.2	23.69	0.00
12	Middle-3	30	20	DFT-s-OFDM QPSK	Inner_1RB_Left	1@1	2592.99	518598	25.2	23.76	0.00
13	Middle-3	30	20	DFT-s-OFDM QPSK	Outer_Full	50@0	2592.99	518598	25.2	23.73	0.00
14	Middle-3	30	20	DFT-s-OFDM QPSK	Edge_1RB_Right (1@50)	1@50	2592.99	518598	23.2	22.24	2.00
15	Middle-3	30	20	DFT-s-OFDM QPSK	Edge_1RB_Left (1@0)	1@0	2592.99	518598	23.2	22.32	2.00
16	Middle-1	30	30	DFT-s-OFDM QPSK	Inner_Full	25@12	2592.99	518598	25.2	23.74	0.00
16	Middle-1	30	40	DFT-s-OFDM QPSK	Inner_Full	25@12	2592.99	518598	25.2	23.67	0.00
17	Middle-1	30	50	DFT-s-OFDM QPSK	Inner_Full	25@12	2592.99	518598	25.2	23.77	0.00
18	Middle-1	30	60	DFT-s-OFDM QPSK	Inner_Full	25@12	2592.99	518598	25.2	23.70	0.00
18	Middle-1	30	70	DFT-s-OFDM QPSK	Inner_Full	25@12	2592.99	518598	25.2	23.58	0.00
19	Middle-1	30	80	DFT-s-OFDM QPSK	Inner_Full	25@12	2592.99	518598	25.2	23.61	0.00
20	Middle-1	30	90	DFT-s-OFDM QPSK	Inner_Full	25@12	2592.99	518598	25.2	23.58	0.00

N41(ANT4 DSI 5)

No.	Test Freq Description	5G-n41							Tune up	Power Results (dBm)		MPR
		SCS (kHz)	NR BW (MHz)	Modulation	RB allocation		NR Test Freq. (MHz)	NR Test CH.		n41		
1	High	30	20	DFT-s-OFDM QPSK	Inner_Full	25@12	2679.99	535998	20.8	19.93	0.00	
2	Middle-1	30	20	DFT-s-OFDM 16QAM	Inner_Full	25@12	2636.49	527298	20.8	19.84	0.00	
3	Middle-2	30	20	DFT-s-OFDM QPSK	Inner_Full	25@12	2592.99	518598	20.8	19.91	0.00	
4	Middle-3	30	20	DFT-s-OFDM QPSK	Inner_Full	25@12	2549.51	509902	20.8	19.77	0.00	
5	Low	30	20	DFT-s-OFDM QPSK	Inner_Full	25@12	2506.02	501204	20.8	19.88	0.00	
6	High	30	100	DFT-s-OFDM QPSK	Inner_Full	135@67	2640	528000	20.8	19.62	0.00	
7	Middle	30	100	DFT-s-OFDM QPSK	Inner_Full	135@67	2616.51	523302	20.8	19.59	0.00	
8	Middle	30	100	DFT-s-OFDM QPSK	Inner_Full	135@67	2592.99	518598	20.8	19.57	0.00	
9	Middle	30	100	DFT-s-OFDM QPSK	Inner_Full	135@67	2569.5	513900	20.8	19.53	0.00	
10	Low	30	100	DFT-s-OFDM QPSK	Inner_Full	135@67	2546.01	509202	20.8	19.62	0.00	

According to the table above, the maximum power configuration is selected as the default test configuration

No.	Test Freq Description	5G-n41							Tune up	Power Results (dBm)		MPR
		SCS (kHz)	NR BW (MHz)	Modulation	RB allocation		NR Test Freq. (MHz)	NR Test CH.		n41		
1	Middle-3	30	20	DFT-s-OFDM Pi/2 BPSK1	Inner_Full	25@12	2679.99	535998	20.8	19.80	0.00	
2	Middle-3	30	20	DFT-s-OFDM 16QAM	Inner_Full	25@12	2679.99	535998	20.8	19.82	0.00	
3	Middle-3	30	20	DFT-s-OFDM 64QAM	Inner_Full	25@12	2679.99	535998	20.8	19.80	0.00	
4	Middle-3	30	20	DFT-s-OFDM 256QAM	Inner_Full	25@12	2679.99	535998	20.8	19.66	0.00	
5	Middle-3	30	20	CP-OFDM QPSK	Inner_Full	25@12	2679.99	535998	20.8	19.73	0.00	
6	Middle-3	30	20	CP-OFDM 16QAM	Inner_Full	25@12	2679.99	535998	20.8	19.79	0.00	
7	Middle-3	30	20	CP-OFDM 64QAM	Inner_Full	25@12	2679.99	535998	20.8	19.70	0.00	
8	Middle-3	30	20	CP-OFDM 256QAM	Inner_Full	25@12	2679.99	535998	20.8	19.12	0.00	
9	Middle-3	30	20	DFT-s-OFDM QPSK	Edge_Full_Right	2@49	2679.99	535998	20.8	19.80	0.00	
10	Middle-3	30	20	DFT-s-OFDM QPSK	Edge_Full_Left	2@0	2679.99	535998	20.8	19.79	0.00	
11	Middle-3	30	20	DFT-s-OFDM QPSK	Inner_1RB_Right	1@49	2679.99	535998	20.8	19.82	0.00	
12	Middle-3	30	20	DFT-s-OFDM QPSK	Inner_1RB_Left	1@1	2679.99	535998	20.8	19.84	0.00	
13	Middle-3	30	20	DFT-s-OFDM QPSK	Outer_Full	50@0	2679.99	535998	20.8	19.75	0.00	
14	Middle-3	30	20	DFT-s-OFDM QPSK	Edge_1RB_Right	1@50	2679.99	535998	20.8	19.80	0.00	
15	Middle-3	30	20	DFT-s-OFDM QPSK	Edge_1RB_Left	1@0	2679.99	535998	20.8	19.83	0.00	
16	Middle-1	30	30	DFT-s-OFDM QPSK	Inner_Full	25@12	2679.99	535998	20.8	19.95	0.00	
16	Middle-1	30	40	DFT-s-OFDM QPSK	Inner_Full	25@12	2679.99	535998	20.8	19.89	0.00	
17	Middle-1	30	50	DFT-s-OFDM QPSK	Inner_Full	25@12	2679.99	535998	20.8	19.75	0.00	
18	Middle-1	30	60	DFT-s-OFDM QPSK	Inner_Full	25@12	2679.99	535998	20.8	19.65	0.00	
19	Middle-1	30	70	DFT-s-OFDM QPSK	Inner_Full	25@12	2679.99	535998	20.8	19.68	0.00	
19	Middle-1	30	80	DFT-s-OFDM QPSK	Inner_Full	25@12	2679.99	535998	20.8	19.66	0.00	
20	Middle-1	30	90	DFT-s-OFDM QPSK	Inner_Full	25@12	2679.99	535998	20.8	19.62	0.00	

N41(ANT4 DSI 6/7)

No.	Test Freq Description	5G-n41							Tune up	Power Results (dBm)		MPR
		SCS (kHz)	NR BW (MHz)	Modulation	RB allocation		NR Test Freq. (MHz)	NR Test CH.		n41		
1	High	30	20	DFT-s-OFDM QPSK	Inner_Full	25@12	2679.99	535998	21.7	20.52	0.00	
2	Middle-1	30	20	DFT-s-OFDM QPSK	Inner_Full	25@12	2636.49	527298	21.7	20.33	0.00	
3	Middle-2	30	20	DFT-s-OFDM QPSK	Inner_Full	25@12	2592.99	518598	21.7	20.40	0.00	
4	Middle-3	30	20	DFT-s-OFDM QPSK	Inner_Full	25@12	2549.51	509902	21.7	20.26	0.00	
5	Low	30	20	DFT-s-OFDM QPSK	Inner_Full	25@12	2506.02	501204	21.7	20.37	0.00	
6	High	30	100	DFT-s-OFDM QPSK	Inner_Full	135@67	2640	528000	21.7	20.10	0.00	
7	Middle	30	100	DFT-s-OFDM QPSK	Inner_Full	135@67	2616.51	523302	21.7	20.07	0.00	
8	Middle	30	100	DFT-s-OFDM QPSK	Inner_Full	135@67	2592.99	518598	21.7	20.05	0.00	
9	Middle	30	100	DFT-s-OFDM QPSK	Inner_Full	135@67	2569.5	513900	21.7	20.01	0.00	
10	Low	30	100	DFT-s-OFDM QPSK	Inner_Full	135@67	2546.01	509202	21.7	20.10	0.00	

According to the table above, the maximum power configuration is selected as the default test configuration

No.	Test Freq Description	5G-n41							Tune up	Power Results (dBm)		MPR
		SCS (kHz)	NR BW (MHz)	Modulation	RB allocation		NR Test Freq. (MHz)	NR Test CH.		n41		
1	Middle-3	30	20	DFT-s-OFDM Pi/2 BPSK1	Inner_Full	25@12	2679.99	535998	21.7	20.29	0.00	
2	Middle-3	30	20	DFT-s-OFDM 16QAM	Inner_Full	25@12	2679.99	535998	21.7	20.31	0.00	
3	Middle-3	30	20	DFT-s-OFDM 64QAM	Inner_Full	25@12	2679.99	535998	21.7	20.29	0.00	
4	Middle-3	30	20	DFT-s-OFDM 256QAM	Inner_Full	25@12	2679.99	535998	21.7	20.14	0.00	
5	Middle-3	30	20	CP-OFDM QPSK	Inner_Full	25@12	2679.99	535998	21.7	20.22	0.00	
6	Middle-3	30	20	CP-OFDM 16QAM	Inner_Full	25@12	2679.99	535998	21.7	20.28	0.00	
7	Middle-3	30	20	CP-OFDM 64QAM	Inner_Full	25@12	2679.99	535998	21.7	20.18	0.00	
8	Middle-3	30	20	CP-OFDM 256QAM	Inner_Full	25@12	2679.99	535998	21.7	19.59	0.00	
9	Middle-3	30	20	DFT-s-OFDM QPSK	Edge_Full_Right	2@49	2679.99	535998	21.7	20.29	0.00	
10	Middle-3	30	20	DFT-s-OFDM QPSK	Edge_Full_Left	2@0	2679.99	535998	21.7	20.28	0.00	
11	Middle-3	30	20	DFT-s-OFDM QPSK	Inner_1RB_Right	1@49	2679.99	535998	21.7	20.31	0.00	
12	Middle-3	30	20	DFT-s-OFDM QPSK	Inner_1RB_Left	1@1	2679.99	535998	21.7	20.33	0.00	
13	Middle-3	30	20	DFT-s-OFDM QPSK	Outer_Full	50@0	2679.99	535998	21.7	20.24	0.00	
14	Middle-3	30	20	DFT-s-OFDM QPSK	Edge_1RB_Right	1@50	2679.99	535998	21.7	20.29	0.00	
15	Middle-3	30	20	DFT-s-OFDM QPSK	Edge_1RB_Left	1@0	2679.99	535998	21.7	20.32	0.00	
16	Middle-1	30	30	DFT-s-OFDM QPSK	Inner_Full	25@12	2679.99	535998	21.7	20.44	0.00	
16	Middle-1	30	40	DFT-s-OFDM QPSK	Inner_Full	25@12	2679.99	535998	21.7	20.38	0.00	
17	Middle-1	30	50	DFT-s-OFDM QPSK	Inner_Full	25@12	2679.99	535998	21.7	20.24	0.00	
18	Middle-1	30	60	DFT-s-OFDM QPSK	Inner_Full	25@12	2679.99	535998	21.7	20.13	0.00	
19	Middle-1	30	70	DFT-s-OFDM QPSK	Inner_Full	25@12	2679.99	535998	21.7	20.16	0.00	
19	Middle-1	30	80	DFT-s-OFDM QPSK	Inner_Full	25@12	2679.99	535998	21.7	20.14	0.00	
20	Middle-1	30	90	DFT-s-OFDM QPSK	Inner_Full	25@12	2679.99	535998	21.7	20.10	0.00	

N41(ANT4 DSI 9)

No.	Test Freq Description	5G-n41						Tune up	Power Results (dBm)		MPR
		SCS (kHz)	NR BW (MHz)	Modulation	RB allocation		NR Test Freq. (MHz)		NR Test CH.	n41	
1	High	30	20	DFT-s-OFDM QPSK	Inner_Full (25@12)	25@12	2679.99	535998	22.8	21.63	0.00
2	Middle-1	30	20	DFT-s-OFDM QPSK	Inner_Full (25@12)	25@12	2636.49	527298	22.8	21.77	0.00
3	Middle-2	30	20	DFT-s-OFDM QPSK	Inner_Full (25@12)	25@12	2592.99	518598	22.8	21.83	0.00
4	Middle-3	30	20	DFT-s-OFDM QPSK	Inner_Full (25@12)	25@12	2549.51	509902	22.8	21.85	0.00
5	Low	30	20	DFT-s-OFDM QPSK	Inner_Full (25@12)	25@12	2506.02	501204	22.8	21.80	0.00
6	High	30	100	DFT-s-OFDM QPSK	Inner_Full (135@67)	135@67	2640	528000	22.8	21.65	0.00
7	Middle	30	100	DFT-s-OFDM QPSK	Inner_Full (135@67)	135@67	2616.51	523302	22.8	21.61	0.00
8	Middle	30	100	DFT-s-OFDM QPSK	Inner_Full (135@67)	135@67	2592.99	518598	22.8	21.58	0.00
9	Middle	30	100	DFT-s-OFDM QPSK	Inner_Full (135@67)	135@67	2569.5	513900	22.8	21.55	0.00
10	Low	30	100	DFT-s-OFDM QPSK	Inner_Full (135@67)	135@67	2546.01	509202	22.8	21.64	0.00

According to the table above, the maximum power configuration is selected as the default test configuration

No.	Test Freq Description	5G-n41						Tune up	Power Results (dBm)		MPR
		SCS (kHz)	NR BW (MHz)	Modulation	RB allocation		NR Test Freq. (MHz)		NR Test CH.	n41	
1	Middle-3	30	20	DFT-s-OFDM Pi/2 BPSK1	Inner_Full (25@12)	25@12	2549.51	509902	22.8	21.79	0.00
2	Middle-3	30	20	DFT-s-OFDM 16QAM	Inner_Full (25@12)	25@12	2549.51	509902	22.8	21.83	0.00
3	Middle-3	30	20	DFT-s-OFDM 64QAM	Inner_Full (25@12)	25@12	2549.51	509902	22.8	21.82	0.00
4	Middle-3	30	20	DFT-s-OFDM 256QAM	Inner_Full (25@12)	25@12	2549.51	509902	21.8	21.03	1.00
5	Middle-3	30	20	CP-OFDM QPSK	Inner_Full (25@12)	25@12	2549.51	509902	22.8	21.81	0.00
6	Middle-3	30	20	CP-OFDM 16QAM	Inner_Full (25@12)	25@12	2549.51	509902	22.8	21.83	0.00
7	Middle-3	30	20	CP-OFDM 64QAM	Inner_Full (25@12)	25@12	2549.51	509902	22.8	21.71	0.00
8	Middle-3	30	20	CP-OFDM 256QAM	Inner_Full (25@12)	25@12	2549.51	509902	20.8	19.12	2.00
9	Middle-3	30	20	DFT-s-OFDM QPSK	Edge_Full_Right	2@49	2549.51	509902	22.8	21.77	0.00
10	Middle-3	30	20	DFT-s-OFDM QPSK	Edge_Full_Left	2@0	2549.51	509902	22.8	21.80	0.00
11	Middle-3	30	20	DFT-s-OFDM QPSK	Inner_1RB_Right	1@49	2549.51	509902	22.8	21.79	0.00
12	Middle-3	30	20	DFT-s-OFDM QPSK	Inner_1RB_Left	1@1	2549.51	509902	22.8	21.87	0.00
13	Middle-3	30	20	DFT-s-OFDM QPSK	Outer_Full	50@0	2549.51	509902	22.8	21.71	0.00
14	Middle-3	30	20	DFT-s-OFDM QPSK	Edge_1RB_Right (1@50)	1@50	2549.51	509902	22.8	21.76	0.00
15	Middle-3	30	20	DFT-s-OFDM QPSK	Edge_1RB_Left (1@0)	1@0	2549.51	509902	22.8	21.84	0.00
16	Middle-1	30	30	DFT-s-OFDM QPSK	Inner_Full	25@12	2679.99	535998	22.8	21.84	0.00
17	Middle-1	30	40	DFT-s-OFDM QPSK	Inner_Full	25@12	2679.99	535998	22.8	21.80	0.00
18	Middle-1	30	50	DFT-s-OFDM QPSK	Inner_Full	25@12	2679.99	535998	22.8	21.74	0.00
19	Middle-1	30	60	DFT-s-OFDM QPSK	Inner_Full	25@12	2679.99	535998	22.8	21.66	0.00
20	Middle-1	30	70	DFT-s-OFDM QPSK	Inner_Full	25@12	2679.99	535998	22.8	21.68	0.00
21	Middle-1	30	80	DFT-s-OFDM QPSK	Inner_Full	25@12	2679.99	535998	22.8	21.65	0.00
22	Middle-1	30	90	DFT-s-OFDM QPSK	Inner_Full	25@12	2679.99	535998	22.8	21.60	0.00

N41(ANT4 DSI 10/19)

No.	Test Freq Description	5G-n41						Tune up	Power Results (dBm)		MPR
		SCS (kHz)	NR BW (MHz)	Modulation	RB allocation		NR Test Freq. (MHz)		NR Test CH.	n41	
1	High	30	20	DFT-s-OFDM QPSK	Inner_Full	25@12	2679.99	535998	18.8	17.84	0.00
2	Middle-1	30	20	DFT-s-OFDM QPSK	Inner_Full	25@12	2636.49	527298	18.8	17.75	0.00
3	Middle-2	30	20	DFT-s-OFDM QPSK	Inner_Full	25@12	2592.99	518598	18.8	17.82	0.00
4	Middle-3	30	20	DFT-s-OFDM QPSK	Inner_Full	25@12	2549.51	509902	18.8	17.81	0.00
5	Low	30	20	DFT-s-OFDM QPSK	Inner_Full	25@12	2506.02	501204	18.8	17.81	0.00
6	High	30	100	DFT-s-OFDM QPSK	Inner_Full	135@67	2640	528000	18.8	17.63	0.00
7	Middle	30	100	DFT-s-OFDM QPSK	Inner_Full	135@67	2616.51	523302	18.8	17.54	0.00
8	Middle	30	100	DFT-s-OFDM QPSK	Inner_Full	135@67	2592.99	518598	18.8	17.56	0.00
9	Middle	30	100	DFT-s-OFDM QPSK	Inner_Full	135@67	2569.5	513900	18.8	17.51	0.00
10	Low	30	100	DFT-s-OFDM QPSK	Inner_Full	135@67	2546.01	509202	18.8	17.58	0.00

According to the table above, the maximum power configuration is selected as the default test configuration

No.	Test Freq Description	5G-n41						Tune up	Power Results (dBm)		MPR
		SCS (kHz)	NR BW (MHz)	Modulation	RB allocation		NR Test Freq. (MHz)		NR Test CH.	n41	
1	Middle-3	30	20	DFT-s-OFDM Pi/2 BPSK1	Inner_Full	25@12	2679.99	535998	18.8	17.78	0.00
2	Middle-3	30	20	DFT-s-OFDM 16QAM	Inner_Full	25@12	2679.99	535998	18.8	17.82	0.00
3	Middle-3	30	20	DFT-s-OFDM 64QAM	Inner_Full	25@12	2679.99	535998	18.8	17.75	0.00
4	Middle-3	30	20	DFT-s-OFDM 256QAM	Inner_Full	25@12	2679.99	535998	18.8	17.72	0.00
5	Middle-3	30	20	CP-OFDM QPSK	Inner_Full	25@12	2679.99	535998	18.8	17.80	0.00
6	Middle-3	30	20	CP-OFDM 16QAM	Inner_Full	25@12	2679.99	535998	18.8	17.83	0.00
7	Middle-3	30	20	CP-OFDM 64QAM	Inner_Full	25@12	2679.99	535998	18.8	17.71	0.00
8	Middle-3	30	20	CP-OFDM 256QAM	Inner_Full	25@12	2679.99	535998	18.8	17.82	0.00
9	Middle-3	30	20	DFT-s-OFDM QPSK	Edge_Full_Right	2@49	2679.99	535998	18.8	17.79	0.00
10	Middle-3	30	20	DFT-s-OFDM QPSK	Edge_Full_Left	2@0	2679.99	535998	18.8	17.81	0.00
11	Middle-3	30	20	DFT-s-OFDM QPSK	Inner_1RB_Right	1@49	2679.99	535998	18.8	17.72	0.00
12	Middle-3	30	20	DFT-s-OFDM QPSK	Inner_1RB_Left	1@1	2679.99	535998	18.8	17.82	0.00
13	Middle-3	30	20	DFT-s-OFDM QPSK	Outer_Full	50@0	2679.99	535998	18.8	17.75	0.00
14	Middle-3	30	20	DFT-s-OFDM QPSK	Edge_1RB_Right	1@50	2679.99	535998	18.8	17.71	0.00
15	Middle-3	30	20	DFT-s-OFDM QPSK	Edge_1RB_Left	1@0	2679.99	535998	18.8	17.74	0.00
16	Middle-1	30	30	DFT-s-OFDM QPSK	Inner_Full	25@12	2679.99	535998	18.8	17.81	0.00
17	Middle-1	30	40	DFT-s-OFDM QPSK	Inner_Full	25@12	2679.99	535998	18.8	17.78	0.00
18	Middle-1	30	50	DFT-s-OFDM QPSK	Inner_Full	25@12	2679.99	535998	18.8	17.75	0.00
19	Middle-1	30	60	DFT-s-OFDM QPSK	Inner_Full	25@12	2679.99	535998	18.8	17.66	0.00
20	Middle-1	30	70	DFT-s-OFDM QPSK	Inner_Full	25@12	2679.99	535998	18.8	17.69	0.00
21	Middle-1	30	80	DFT-s-OFDM QPSK	Inner_Full	25@12	2679.99	535998	18.8	17.65	0.00
22	Middle-1	30	90	DFT-s-OFDM QPSK	Inner_Full	25@12	2679.99	535998	18.8	17.62	0.00

12.5 Wi-Fi and BT Measurement result

The maximum output power of BT antenna is 13.20dBm.

The maximum tune up of BT antenna is 15dBm.

WIFI Tune up

Mode	Band	Head(Receiver on)		Hospot(Receiver off)		Body(Receiver off)	
		Standalone	WWAN+ 2.4G/5G	Standalone	WWAN+ 2.4G/5G	Standalone	WWAN+ 2.4G/5G
2.4G	802.11b CH1-11	17.0	15.0	/	/	22.0	/
	802.11g CH1-10	16.5	14.5	/	/	20.5	/
	802.11g CH11	16.5	14.5	/	/	17.5	/
	802.11n_HT20 CH1-10	16.5	14.5	/	/	20.5	/
	802.11n_HT20 CH11	16.5	14.5	/	/	17.5	/
	802.11n_HT40 CH3	16.5	14.5	/	/	16.0	/
	802.11n_HT40 CH4-8	16.5	14.5	/	/	20.5	/
	802.11n_HT40 CH9	16.5	14.5	/	/	16.0	/
5G B1	802.11a CH36-48	14.0	9.5	18.0	13.5	20.5	14.5
	802.11nHT20 CH36-48	13.5	9.0	17.5	13.0	20.5	14.0
	802.11nHT40 CH38	13.5	9.0	15.5	13.0	15.5	14.0
	802.11nHT40 CH46	13.5	9.0	17.5	13.0	20.5	14.0
	802.11acVHT20 CH36-48	13.5	9.0	17.5	13.0	20.5	14.0
	802.11acVHT40 CH38	13.5	9.0	17.5	13.0	17.0	14.0
	802.11acVHT40 CH46	13.5	9.0	17.5	13.0	20.5	14.0
802.11acVHT80 CH42	13.5	9.0	15.0	13.0	15.0	14.0	
5G B2A	802.11a CH52-64	14.0	9.5	18.0	13.5	20.5	14.5
	802.11nHT20 CH52-64	13.5	9.0	17.5	13.0	20.5	14.0
	802.11nHT40 CH54	13.5	9.0	17.5	13.0	20.5	14.0
	802.11nHT40 CH62	13.5	9.0	15.5	13.0	15.5	14.0
	802.11acVHT20 CH52-64	13.5	9.0	17.5	13.0	20.5	14.0
	802.11acVHT40 CH54	13.5	9.0	17.5	13.0	20.5	14.0
	802.11acVHT40 CH62	13.5	9.0	15.0	13.0	15.0	14.0
	802.11acVHT80 CH58	13.5	9.0	15.0	13.0	15.0	14.0
5G B2C	802.11a CH100	14.5	10.5	18.5	13.5	18.5	14.5
	802.11a CH104-136	14.5	10.5	18.5	13.5	19.5	14.5
	802.11a CH140	14.5	10.5	14.5	13.5	14.5	14.5
	802.11nHT20 CH100	13.5	10.0	18.0	13.5	18.5	14.0
	802.11nHT20 CH104-136	13.5	10.0	18.0	13.0	19.5	14.0
	802.11nHT20 CH140	13.5	10.0	14.5	13.0	14.5	14.0
	802.11nHT40 CH102	13.5	10.0	14.5	13.0	14.5	14.0
	802.11nHT40 CH110-126	13.5	10.0	18.0	13.0	19.5	14.0
	802.11nHT40 CH134	13.5	10.0	18.0	13.0	18.5	14.0
	802.11acVHT20 CH100	13.5	10.0	18.0	13.0	18.5	14.0
	802.11acVHT20 CH104-136	13.5	10.0	18.0	13.0	19.5	14.0
	802.11acVHT20 CH140	13.5	10.0	14.5	13.0	14.5	14.0
	802.11acVHT40 CH102	13.5	10.0	14.5	13.0	14.5	14.0
	802.11acVHT40 CH110-126	13.5	10.0	18.0	13.0	19.5	14.0
802.11acVHT40 CH134	13.5	10.0	18.0	13.0	18.5	14.0	
802.11acVHT80 CH106	13.5	10.0	13.5	13.0	13.5	14.0	
802.11acVHT80 CH122	13.5	10.0	18.0	13.0	19.5	14.0	
5G B3	802.11a CH149-165	16.0	11.5	19.0	14.0	20.5	15.0
	802.11nHT20 CH149-165	15.5	11.0	18.5	13.5	20.5	14.5
	802.11nHT40 CH151-159	15.5	11.0	18.5	13.5	20.5	14.5
	802.11acVHT20 CH149-165	15.5	11.0	18.5	13.5	20.5	14.5
	802.11acVHT40 CH151-159	15.5	11.0	18.5	13.5	20.5	14.5
802.11acVHT80 CH155	15.5	11.0	18.5	13.5	20.5	14.5	

The maximum output power for WiFi 2.4G – Head(receiver on Standalone)

802.11b	Channel\data	1Mbps
WLAN2450	11(2462MHz)	16.13
	6(2437(MHz)	15.70
	1(2412MHz)	16.39
802.11g	Channel\data	6Mbps
WLAN2450	11(2462MHz)	15.64
	6(2437(MHz)	15.31
	1(2412MHz)	16.01
802.11n-20MHz	Channel\data	MCS0
WLAN2450	11(2462MHz)	15.32
	6(2437(MHz)	15.01
	1(2412MHz)	15.71
802.11n-40MHz	Channel\data	MCS0
WLAN2450	9(2452MHz)	15.81
	6(2437MHz)	15.69
	3(2422MHz)	16.29

The maximum output power for WiFi 2.4G – Head(receiver on WWAN+2.4G/5G)

802.11b	Channel\data	1Mbps
WLAN2450	11(2462MHz)	14.02
	6(2437(MHz)	13.49
	1(2412MHz)	14.15
802.11g	Channel\data	6Mbps
WLAN2450	11(2462MHz)	13.46
	6(2437(MHz)	13.01
	1(2412MHz)	13.82
802.11n-20MHz	Channel\data	MCS0
WLAN2450	11(2462MHz)	13.25
	6(2437(MHz)	12.97
	1(2412MHz)	13.77
802.11n-40MHz	Channel\data	MCS0
WLAN2450	9(2452MHz)	13.59
	6(2437MHz)	13.58
	3(2422MHz)	14.14

The maximum output power for WiFi 2.4G – Body(receiver off)

802.11b	Channel\data rate	1Mbps
WLAN2450	11(2462MHz)	21.11
	6(2437(MHz)	20.66
	1(2412MHz)	21.27
802.11g	Channel\data rate	6Mbps
WLAN2450	11(2462MHz)	15.96
	6(2437(MHz)	18.67
	1(2412MHz)	19.11
802.11n-20MHz	Channel\data rate	MCS0
WLAN2450	11(2462MHz)	15.82
	6(2437(MHz)	18.54
	1(2412MHz)	18.90
802.11n-40MHz	Channel\data rate	MCS0
WLAN2450	9(2452MHz)	15.99
	6(2437MHz)	19.11
	3(2422MHz)	15.86

The maximum output power for WiFi 5G – Head(receiver on Standalone)

802.11a(dBm)	
Channel\data rate	6Mbps
36(5180 MHz)	12.71
40(5200 MHz)	12.96
44(5220 MHz)	13.34
48(5240 MHz)	13.55
52(5260 MHz)	13.59
56(5280 MHz)	13.51
60(5300 MHz)	12.96
64(5320 MHz)	12.82
100(5500 MHz)	13.25
104(5520 MHz)	13.53
108(5540 MHz)	13.69
112(5560 MHz)	13.58
116(5580 MHz)	13.32
120(5600 MHz)	12.99
124(5620 MHz)	13.08
128(5640 MHz)	13.35
132(5660 MHz)	13.68
136(5680 MHz)	13.86
140(5700 MHz)	14.02
149(5745 MHz)	14.32
153(5765 MHz)	14.26
157(5785 MHz)	14.49
161(5805 MHz)	14.92
165(5825 MHz)	15.31

The maximum output power for WiFi 5G – Head(receiver on WWAN+2.4G/5G)

802.11a(dBm)	
Channel\data rate	6Mbps
36(5180 MHz)	8.28
40(5200 MHz)	8.45
44(5220 MHz)	8.69
48(5240 MHz)	8.83
52(5260 MHz)	8.67
56(5280 MHz)	8.85
60(5300 MHz)	8.66
64(5320 MHz)	8.57
Tune up	9.50
100(5500 MHz)	9.12
104(5520 MHz)	9.31
108(5540 MHz)	9.42
112(5560 MHz)	9.35
116(5580 MHz)	9.17
120(5600 MHz)	8.94
124(5620 MHz)	9.00
128(5640 MHz)	9.19
132(5660 MHz)	9.42
136(5680 MHz)	9.61
140(5700 MHz)	9.78
Tune up	10.50
149(5745 MHz)	10.08
153(5765 MHz)	10.04
157(5785 MHz)	10.20
161(5805 MHz)	10.51
165(5825 MHz)	10.78
Tune up	11.50

The maximum output power for WiFi 5G – Hotspot (receiver off Standalone)

802.11a(dBm)	
Channel\data rate	6Mbps
36(5180 MHz)	16.54
40(5200 MHz)	16.86
44(5220 MHz)	17.36
48(5240 MHz)	17.63
52(5260 MHz)	17.52
56(5280 MHz)	17.18
60(5300 MHz)	16.92
64(5320 MHz)	16.74
100(5500 MHz)	17.23
104(5520 MHz)	17.59
108(5540 MHz)	17.82
112(5560 MHz)	17.66
116(5580 MHz)	17.32
120(5600 MHz)	16.89
124(5620 MHz)	17.01
128(5640 MHz)	17.36
132(5660 MHz)	17.79
136(5680 MHz)	18.32
140(5700 MHz)	13.91
149(5745 MHz)	17.34
153(5765 MHz)	17.27
157(5785 MHz)	17.55
161(5805 MHz)	18.07
165(5825 MHz)	18.54

The maximum output power for WiFi 5G – Hotspot (receiver off WWAN+2.4G/5G)

802.11a(dBm)	
Channel\data rate	6Mbps
36(5180 MHz)	12.71
40(5200 MHz)	12.96
44(5220 MHz)	13.34
48(5240 MHz)	13.55
52(5260 MHz)	13.22
56(5280 MHz)	13.36
60(5300 MHz)	12.96
64(5320 MHz)	12.82
Tune up	13.50
100(5500 MHz)	12.64
104(5520 MHz)	12.90
108(5540 MHz)	13.06
112(5560 MHz)	12.95
116(5580 MHz)	12.70
120(5600 MHz)	12.39
124(5620 MHz)	12.47
128(5640 MHz)	12.73
132(5660 MHz)	13.05
136(5680 MHz)	13.31
140(5700 MHz)	13.37
Tune up	13.50
149(5745 MHz)	12.82
153(5765 MHz)	12.77
157(5785 MHz)	12.98
161(5805 MHz)	13.36
165(5825 MHz)	13.71
Tune up	14.00

The maximum output power for WiFi 5G – Body worn (receiver off Standalone)

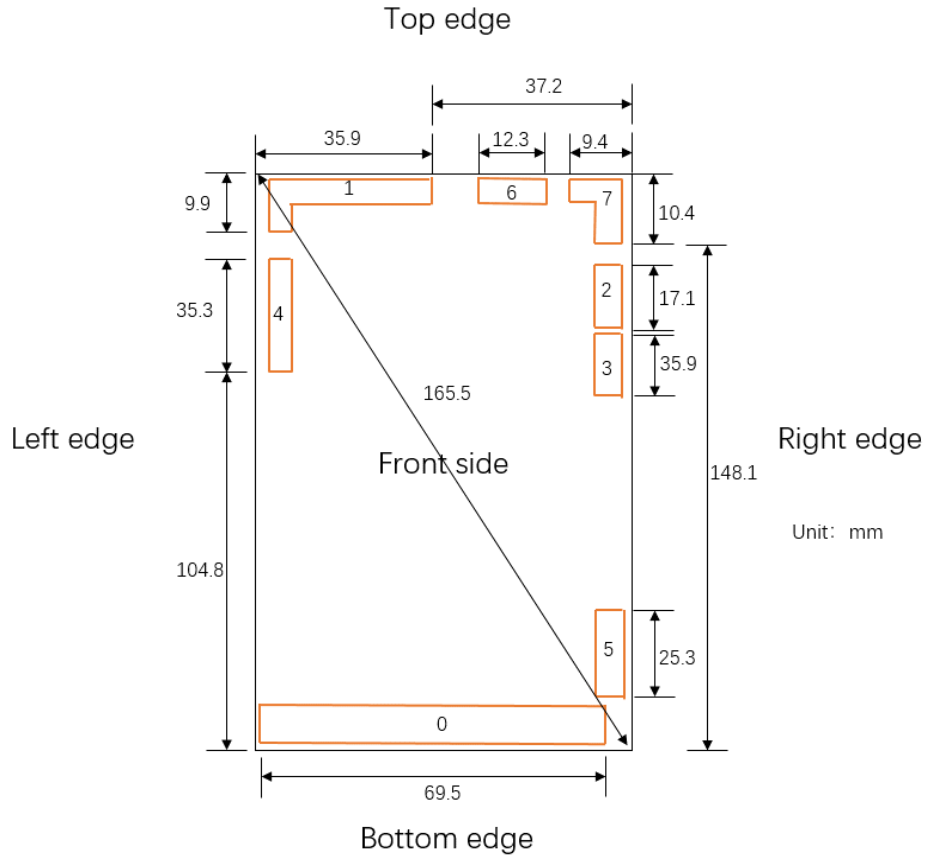
802.11ac(dBm)-80MHz	
Channel\data rate	MCS0
155(5775 MHz)	19.65
802.11n(dBm)-40MHz	
Channel\data rate	MCS0
38(5190 MHz)	14.51
46(5230 MHz)	19.54
54(5270 MHz)	19.45
62(5310 MHz)	14.14
802.11ac(dBm)-80MHz	
Channel\data rate	MCS0
106(5530 MHz)	13.46
122(5610 MHz)	18.74
138(5690 MHz)	18.66

The maximum output power for WiFi 5G – Body worn (receiver off WWAN+2.4G/5G)

802.11a(dBm)	
Channel\data rate	6Mbps
36(5180 MHz)	13.37
40(5200 MHz)	13.57
44(5220 MHz)	13.88
48(5240 MHz)	14.02
52(5260 MHz)	13.70
56(5280 MHz)	13.85
60(5300 MHz)	13.55
64(5320 MHz)	13.58
Tune up	14.50
100(5500 MHz)	13.08
104(5520 MHz)	13.41
108(5540 MHz)	13.62
112(5560 MHz)	13.64
116(5580 MHz)	13.45
120(5600 MHz)	13.18
124(5620 MHz)	13.21
128(5640 MHz)	13.47
132(5660 MHz)	13.82
136(5680 MHz)	14.08
140(5700 MHz)	14.25
Tune up	14.50
149(5745 MHz)	13.42
153(5765 MHz)	13.35
157(5785 MHz)	13.67
161(5805 MHz)	14.07
165(5825 MHz)	14.53
Tune up	15.00

13 Simultaneous TX SAR Considerations

13.1 Transmit Antenna Separation Distances



Antenna	Band
Ant 0	TX/RX LTE B1/2/3/4/5/7/8/12/13/17/20/25/26/28/38/39/40/41/66/71 GSM850/900/1800/1900 WCDMA B1/2/4/5/8 N2/25/66/41/71
Ant 1	TX/RX LTE B1/2/3/4/5/7/8/12/13/17/20/25/26/28/38/39/40/41/66/71 GSM850/900/1800/1900 WCDMA B1/2/4/5/8 N2/25/66/41/71
Ant 2	GPS L5
Ant 3	RX LTE B41/66/4 RX N41/66
Ant 4	TX/RX LTE B2/4/25/66 N2/25/66/41
Ant 5	RX LTE B2/25/41 N2/25/41
Ant 6	GPS L1
Ant 7	WIFI 2.4G/5G

Picture 13-1 Antenna Locations

13.2 SAR Measurement Positions

According to the KDB941225 D06 Hot Spot SAR, the edges with less than 2.5 cm distance to the antennas need to be tested for SAR.

SAR measurement positions						
Mode	Front	Rear	Left edge	Right edge	Top edge	Bottom edge
ANT1	Yes	Yes	Yes	No	Yes	No
ANT0	Yes	Yes	Yes	Yes	No	Yes
ANT4	Yes	Yes	Yes	No	Yes	No
ANT7	Yes	Yes	No	Yes	Yes	No

13.3 Standalone SAR Test Exclusion Considerations

Standalone 1-g head or body SAR evaluation by measurement or numerical simulation is not required when the corresponding SAR Exclusion Threshold condition, listed below, is satisfied. The 1-g SAR test exclusion threshold for 100 MHz to 6 GHz at test separation distances ≤ 50 mm are determined by:

$$[(\text{max. power of channel, including tune-up tolerance, mW}) / (\text{min. test separation distance, mm})] \cdot [\sqrt{f(\text{GHz})}] \leq 3.0 \text{ for 1-g SAR, where}$$

- $f(\text{GHz})$ is the RF channel transmit frequency in GHz
- Power and distance are rounded to the nearest mW and mm before calculation
- The result is rounded to one decimal place for comparison

Table 13-1: Standalone SAR test exclusion considerations

Band/Mode	F(GHz)	Position	SAR test exclusion threshold(mW)	RF output power		SAR test exclusion
				dBm	mW	
Bluetooth	2.441	Head	9.60	15	31.62	No
		Body	19.20	15	31.62	No
2.4GHz WLAN	2.45	Head	9.58	17	50.12	No
		Body	19.17	22	158.49	No
5GHz WLAN	5.2	Head	6.58	14	25	No
		Body	13.16	20.5	112	No
	5.3	Head	6.52	14	25	No
		Body	13.03	20.5	112	No
	5.6	Head	6.34	14.5	28	No
		Body	12.68	19.5	89	No
	5.8	Head	6.23	16	40	No
		Body	12.46	20.5	112	No

14 Evaluation of Simultaneous

Test Position	SAR 1g/10g(W/kg)	simultaneous transmission						
		ANT1	WIFI2.4G	WIFI5G	BT	WWAN+2.4G	WWAN+5G	WWAN+5G+BT
Head	Left Cheek	0.61	0.65	0.40	0.42	1.26	1.01	1.43
	Left Tilt	0.74	0.54	0.41	0.39	1.28	1.15	1.54
	Right Cheek	0.69	0.24	0.16	0.15	0.93	0.85	1.00
	Right Tilt	0.82	0.30	0.20	0.22	1.12	1.02	1.24
Hotspot	Front 10mm	0.41	0.48	0.25	0.07	0.89	0.66	0.73
	Rear 10mm	0.65	0.59	0.29	0.08	1.24	0.94	1.02
	Left 10mm	0.30	/	/	/	0.30	0.30	0.30
	Top 10mm	0.87	0.59	0.36	0.07	1.46	1.23	1.30
Body 15mm	Front	0.43	0.31	0.20	0.07	0.74	0.63	0.70
	Rear	0.54	0.34	0.24	0.08	0.88	0.78	0.86
Body 0mm	Rear	1.96	1.39	0.46	0.22	3.35	2.42	2.64
	Top	1.69	1.81	0.66	0.24	3.50	2.35	2.59

Test Position	SAR 1g/10g(W/kg)	simultaneous transmission						
		ANT0	WIFI2.4G	WIFI5G	BT	WWAN+2.4G	WWAN+5G	WWAN+5G+BT
Head	Left Cheek	0.32	0.65	0.40	0.42	0.97	0.72	1.14
	Left Tilt	0.22	0.54	0.41	0.39	0.76	0.63	1.02
	Right Cheek	0.55	0.24	0.16	0.15	0.79	0.71	0.86
	Right Tilt	0.22	0.30	0.20	0.22	0.52	0.42	0.64
Hotspot	Front 10mm	0.57	0.48	0.25	0.07	1.05	0.82	0.89
	Rear 10mm	0.79	0.59	0.29	0.08	1.38	1.08	1.16
	Left 10mm	0.40	/	/	/	0.40	0.40	0.40
	Right 10mm	0.32	0.41	0.33	0.00	0.73	0.65	0.65
Body 15mm	Bottom 10mm	0.96	/	/	/	0.96	0.96	0.96
	Front	0.57	0.31	0.20	0.07	0.88	0.77	0.84
Body 0mm	Rear	0.79	0.34	0.24	0.08	1.13	1.03	1.11
	Bottom	2.15	1.39	0.46	0.22	3.54	2.61	2.83

Test Position	SAR 1g/10g(W/kg)	simultaneous transmission						
		ANT4	WIFI2.4G	WIFI5G	BT	WWAN+2.4G	WWAN+5G	WWAN+5G+BT
Head	Left Cheek	0.22	0.65	0.40	0.42	0.87	0.62	1.04
	Left Tilt	0.19	0.54	0.41	0.39	0.73	0.60	0.99
	Right Cheek	0.66	0.24	0.16	0.15	0.90	0.82	0.97
	Right Tilt	0.43	0.30	0.20	0.22	0.73	0.63	0.85
Hotspot	Front 10mm	0.26	0.48	0.25	0.07	0.74	0.51	0.58
	Rear 10mm	0.59	0.59	0.29	0.08	1.18	0.88	0.96
	Left 10mm	0.34	/	/	/	0.34	0.34	0.34
	Top 10mm	0.22	0.59	0.36	0.07	0.81	0.58	0.65
Body 15mm	Front	0.11	0.31	0.20	0.07	0.42	0.31	0.38
	Rear	0.30	0.34	0.24	0.08	0.64	0.54	0.62
Body 0mm	Rear	1.64	1.39	0.46	0.22	3.03	2.10	2.32
	Top	0.00	1.81	0.66	0.24	1.81	0.66	0.90

Conclusion:

According to the above tables, the sum of reported SAR values is <math>< 1.6\text{W/kg}</math>. So the simultaneous transmission SAR with volume scans is not required.

15 SAR Test Result

Note:

KDB 447498 D01 General RF Exposure Guidance:

For WWAN: Reported SAR(W/kg)= Measured SAR(W/kg)*Tune-up Scaling Factor

For BT/WLAN: Reported SAR(W/kg)= Measured SAR(W/kg)* Duty Cycle scaling factor * Tune-up scaling factor

Testing of other required channels within the operating mode of a frequency band is not required when the reported 1-g or 10-g SAR for the mid-band or highest output power channel is:

≤ 0.8 W/kg or 2.0 W/kg, for 1-g or 10-g respectively, when the transmission band is ≤ 100 MHz

≤ 0.6 W/kg or 1.5 W/kg, for 1-g or 10-g respectively, when the transmission band is between 100 MHz and 200 MHz

≤ 0.4 W/kg or 1.0 W/kg, for 1-g or 10-g respectively, when the transmission band is ≥ 200 MHz

KDB 648474 D04 Handset SAR:

With headset attached, when the reported SAR for body-worn accessory, measured without a headset connected to the handset, is > 1.2 W/kg, the highest reported SAR configuration for that wireless mode and frequency band should be repeated for that body-worn accessory with a headset attached to the handset.

KDB 941225 D01 SAR test for 3G devices:

When the maximum output power and tune-up tolerance specified for production units in a secondary mode is $\leq \frac{1}{4}$ dB higher than the primary mode or when the highest reported SAR of the primary mode is scaled by the ratio of specified maximum output power and tune-up tolerance of secondary to primary mode and the adjusted SAR is ≤ 1.2 W/kg, SAR measurement is not required for the secondary mode.

KDB 941225 D05 SAR for LTE Devices:

SAR test reduction is applied using the following criteria:

Start with the largest channel bandwidth and measure SAR for QPSK with 1 RB, and 50% RB allocation, using the RB offset and required test channel combination with the highest maximum output power among RB offsets at the upper edge, middle and lower edge of each required test channel.

When the reported SAR is > 0.8 W/kg, testing for other Channels is performed at the highest output power level for 1RB, and 50% RB configuration for that channel.

Testing for 100% RB configuration is performed at the highest output power level for 100% RB configuration across the Low, Mid and High Channel when the highest reported SAR for 1 RB and 50% RB are > 0.8 W/kg. Testing for the remaining required channels is not needed because the reported SAR for 100% RB Allocation < 1.45 W/kg.

Testing for 16-QAM modulation is not required because the reported SAR for QPSK is < 1.45 W/Kg and its output power is not more than 0.5 dB higher than that of QPSK.

Testing for the other channel bandwidths is not required because the reported SAR for the highest channel bandwidth is < 1.45 W/Kg and its output power is not more than 0.5 dB higher than that of the highest channel bandwidth.

For LTE bands that do not support at least three non-overlapping channels in certain channel bandwidths, test the available non-overlapping channels instead. When a device supports overlapping channel assignment in a channel bandwidth configuration, the middle channel of the

group of overlapping channels should be selected for testing; therefore, the requirement for H, M and L channels may not fully apply.

KDB 248227 D01 SAR meas for 802.11:

SAR test reduction for 802.11 Wi-Fi transmission mode configurations are considered separately for DSSS and OFDM. An initial test position is determined to reduce the number of tests required for certain exposure configurations with multiple test positions. An initial test configuration is determined for each frequency band and aggregated band according to maximum output power, channel bandwidth, wireless mode configurations and other operating parameters to streamline the measurement requirements. For 2.4 GHz DSSS, either the initial test position or DSSS procedure is applied to reduce the number of SAR tests; these are mutually exclusive. For OFDM, an initial test position is only applicable to next to the ear, UMPC mini-tablet and hotspot mode configurations, which is tested using the initial test configuration to facilitate test reduction. For other exposure conditions with a fixed test position, SAR test reduction is determined using only the initial test configuration.

To determine the initial test position, Area Scans were performed to determine the position with the Maximum Value of SAR (measured). The position that produced the highest Maximum Value of SAR is considered the worst case position; thus used as the initial test position.

The multiple test positions require SAR measurements in head, hotspot mode or UMPC mini-tablet configurations may be reduced according to the highest reported SAR determined using the initial test position(s) by applying the DSSS or OFDM SAR measurement procedures in the required wireless mode test configuration(s). The initial test position(s) is measured using the highest measured maximum output power channel in the required wireless mode test configuration(s).

When the reported SAR for the initial test position is:

≤ 0.4 W/kg, further SAR measurement is not required for the other test positions in that exposure configuration and wireless mode combination within the frequency band or aggregated band. DSSS and OFDM configurations are considered separately according to the required SAR procedures.

> 0.4 W/kg, SAR is repeated using the same wireless mode test configuration tested in the initial test position to measure the subsequent next closet/smallest test separation distance and maximum coupling test position, on the highest maximum output power channel, until the reported SAR is ≤ 0.8 W/kg or all required test positions are tested.

- For subsequent test positions with equivalent test separation distance or when exposure is dominated by coupling conditions, the position for maximum coupling condition should be tested.
- When it is unclear, all equivalent conditions must be tested.

For all positions/configurations tested using the initial test position and subsequent test positions, when the reported SAR is > 0.8 W/kg, measure the SAR for these positions/configurations on the subsequent next highest measured output power channel(s) until the reported SAR is ≤ 1.2 W/kg or all required test channels are considered.

- The additional power measurements required for this step should be limited to those necessary for identifying subsequent highest output power channels to apply the test reduction.

When the specified maximum output power is the same for both UNII 1 and UNII 2A, begin SAR measurements in UNII 2A with the channel with the highest measured output power. If the reported SAR for UNII 2A is ≤ 1.2 W/kg, SAR is not required for UNII 1; otherwise treat the remaining bands separately and test them independently for SAR.

When the specified maximum output power is different between UNII 1 and UNII 2A, begin SAR with the band that has the higher specified maximum output. If the highest reported SAR for the band with the highest specified power is ≤ 1.2 W/kg, testing for the band with the lower specified output power is not required; otherwise test the remaining bands independently for SAR.

Table 15.1: Duty Cycle

Mode	Duty Cycle
Speech for GSM	1:8.3
GPRS&EGPRS 1 Slot	1:8.3
GPRS&EGPRS 2 Slot	1:4
GPRS&EGPRS 3 Slot	1:2.67
GPRS&EGPRS 4 Slot	1:2
WCDMA<E FDD	1:1
TDD PC3	1:1.58
TDD PC2	1:2.309

Note:

Note1: The data is used for stand-alone

Note2: The data is used for WWAN+WIFI /BT simultaneous transmission

15.1 SAR results for 2G/3G/4G

ANT1

ANT	RF Exposure Conditions	Frequency Band	Channel Number	Frequency (MHz)	Mode/RB	Test setup	Distance	Figure No.	Note	EUT Measured Power (dBm)	Tune up (dBm)	Measured SAR 1g (W/kg)	Calculated SAR 1g (W/kg)	Measured SAR 10g (W/kg)	Calculated SAR 10g (W/kg)	Power Drift
1	Head	GSM850	190	836.6	GSM	Cheek Left	0mm	\	Note1	32.55	33.50	0.371	0.46	0.253	0.31	-0.02
1	Head	GSM850	190	836.6	GSM	Tilt Left	0mm	\	Note1	32.55	33.50	0.364	0.45	0.221	0.28	-0.06
1	Head	GSM850	251	848.8	GSM	Cheek Right	0mm	FIG A.1	Note1	32.37	33.50	0.719	0.93	0.446	0.58	-0.15
1	Head	GSM850	190	836.6	GSM	Cheek Right	0mm	\	Note1	32.55	33.50	0.553	0.69	0.344	0.43	-0.17
1	Head	GSM850	128	824.2	GSM	Cheek Right	0mm	\	Note1	32.70	33.50	0.433	0.52	0.269	0.32	0.06
1	Head	GSM850	190	836.6	GSM	Tilt Right	0mm	\	Note1	32.55	33.50	0.392	0.49	0.210	0.26	-0.04
1	Head	GSM850	190	836.6	GSM	Cheek Left	0mm	\	Note2	30.37	30.50	0.205	0.21	0.134	0.14	-0.03
1	Head	GSM850	190	836.6	GSM	Tilt Left	0mm	\	Note2	30.37	30.50	0.212	0.22	0.129	0.13	0.17
1	Head	GSM850	190	836.6	GSM	Cheek Right	0mm	\	Note2	30.35	30.50	0.225	0.23	0.139	0.14	0.05
1	Head	GSM850	251	848.8	GSM	Cheek Right	0mm	\	Note2	30.37	30.50	0.386	0.40	0.204	0.21	0.10
1	Head	GSM850	190	836.6	GSM	Cheek Right	0mm	\	Note2	30.42	30.50	0.319	0.32	0.162	0.17	-0.11
1	Head	GSM850	128	824.2	GSM	Tilt Right	0mm	\	Note2	30.37	30.50	0.218	0.22	0.115	0.12	-0.14
1	Body	GSM850	251	848.8	GPRS(4TX)	Front	10mm	FIG A.2		28.25	29.00	0.176	0.21	0.115	0.14	0.18
1	Body	GSM850	190	836.6	GPRS(4TX)	Front	10mm	\		28.40	29.00	0.116	0.13	0.077	0.09	-0.13
1	Body	GSM850	128	824.2	GPRS(4TX)	Front	10mm	\		28.58	29.00	0.076	0.08	0.051	0.06	0.02
1	Body	GSM850	190	836.6	GPRS(4TX)	Rear	10mm	\		28.40	29.00	0.114	0.13	0.078	0.09	-0.06
1	Body	GSM850	190	836.6	GPRS(4TX)	Left	10mm	\		28.40	29.00	0.066	0.08	0.046	0.05	-0.05
1	Body	GSM850	190	836.6	GPRS(4TX)	Top	10mm	\		28.40	29.00	0.108	0.12	0.068	0.08	-0.19
1	Body	GSM850	251	848.8	EGPRS(4TX)	Front	10mm	\		28.18	29.00	0.149	0.18	0.103	0.12	0.17

ANT	RF Exposure Conditions	Frequency Band	Channel Number	Frequency (MHz)	Mode/RB	Test setup	Distance	Figure No.	Note	EUT Measured Power (dBm)	Tune up (dBm)	Measured SAR 1g (W/kg)	Calculated SAR 1g (W/kg)	Measured SAR 10g (W/kg)	Calculated SAR 10g (W/kg)	Power Drift
1	Head	GSM1900	661	1880	GSM	Cheek Left	0mm	\	Note1	25.51	26.00	0.452	0.51	0.219	0.25	-0.06
1	Head	GSM1900	661	1880	GSM	Tilt Left	0mm	\	Note1	25.51	26.00	0.625	0.70	0.282	0.32	-0.04
1	Head	GSM1900	661	1880	GSM	Cheek Right	0mm	\	Note1	25.51	26.00	0.613	0.69	0.288	0.32	-0.03
1	Head	GSM1900	661	1880	GSM	Tilt Right	0mm	\	Note1	25.65	26.00	0.851	0.92	0.379	0.41	-0.03
1	Head	GSM1900	810	1909.8	GSM	Tilt Right	0mm	\	Note1	25.51	26.00	0.866	0.97	0.383	0.43	-0.06
1	Head	GSM1900	512	1850.2	GSM	Tilt Right	0mm	FIG A.3	Note1	25.56	26.00	0.906	1.00	0.399	0.44	-0.10
1	Head	GSM1900	661	1880	GSM	Cheek Left	0mm	\	Note2	23.64	24.00	0.308	0.33	0.153	0.17	0.02
1	Head	GSM1900	661	1880	GSM	Tilt Left	0mm	\	Note2	23.64	24.00	0.390	0.42	0.181	0.20	-0.11
1	Head	GSM1900	661	1880	GSM	Cheek Right	0mm	\	Note2	23.64	24.00	0.439	0.48	0.201	0.22	0.17
1	Head	GSM1900	661	1880	GSM	Tilt Right	0mm	\	Note2	23.58	24.00	0.595	0.66	0.270	0.30	-0.10
1	Head	GSM1900	810	1909.8	GSM	Tilt Right	0mm	\	Note2	23.64	24.00	0.579	0.63	0.263	0.29	0.04
1	Head	GSM1900	512	1850.2	GSM	Tilt Right	0mm	\	Note2	23.70	24.00	0.650	0.70	0.280	0.30	-0.08
1	Body	GSM1900	661	1880	GPRS(1TX)	Front	10mm	\		26.42	26.50	0.241	0.25	0.130	0.13	-0.03
1	Body	GSM1900	661	1880	GPRS(1TX)	Rear	10mm	\		26.42	26.50	0.459	0.47	0.232	0.24	0.14
1	Body	GSM1900	661	1880	GPRS(1TX)	Left	10mm	\		26.42	26.50	0.046	0.05	0.028	0.03	0.06
1	Body	GSM1900	810	1909.8	GPRS(1TX)	Top	10mm	FIG A.4		26.41	26.50	0.581	0.59	0.279	0.28	0.14
1	Body	GSM1900	661	1880	GPRS(1TX)	Top	10mm	\		26.42	26.50	0.539	0.55	0.261	0.27	0.19
1	Body	GSM1900	512	1850.2	GPRS(1TX)	Top	10mm	\		26.30	26.50	0.515	0.54	0.261	0.27	-0.14
1	Body	GSM1900	810	1909.8	EGPRS(1TX)	Top	10mm	\		26.37	26.50	0.564	0.58	0.259	0.27	0.17
1	Body	GSM1900	661	1880	GPRS(1TX)	Front	15mm	\	Note1	29.33	29.50	0.224	0.23	0.124	0.13	-0.15
1	Body	GSM1900	810	1909.8	GPRS(1TX)	Rear	15mm	\	Note1	29.14	29.50	0.347	0.38	0.196	0.21	0.03
1	Body	GSM1900	661	1880	GPRS(1TX)	Rear	15mm	\	Note1	29.33	29.50	0.352	0.37	0.196	0.20	0.13
1	Body	GSM1900	512	1850.2	GPRS(1TX)	Rear	15mm	FIG A.5	Note1	29.17	29.50	0.368	0.40	0.206	0.22	-0.16
1	Body	GSM1900	512	1850.2	EGPRS(1TX)	Rear	15mm	\	Note1	29.16	29.50	0.326	0.35	0.184	0.20	0.02
1	Body	GSM1900	661	1880	GPRS(1TX)	Front	15mm	\	Note2	27.49	27.50	0.129	0.13	0.075	0.08	-0.17
1	Body	GSM1900	810	1909.8	GPRS(1TX)	Rear	15mm	\	Note2	27.44	27.50	0.226	0.23	0.126	0.13	-0.03
1	Body	GSM1900	661	1880	GPRS(1TX)	Rear	15mm	\	Note2	27.49	27.50	0.230	0.23	0.128	0.13	0.13
1	Body	GSM1900	512	1850.2	GPRS(1TX)	Rear	15mm	\	Note2	27.39	27.50	0.234	0.24	0.131	0.13	-0.12

ANT	RF Exposure Conditions	Frequency Band	Channel Number	Frequency (MHz)	Mode/RB	Test setup	Distance	Figure No.	Note	EUT Measured Power (dBm)	Tune up (dBm)	Measured SAR 1g (W/kg)	Calculated SAR 1g (W/kg)	Measured SAR 10g (W/kg)	Calculated SAR 10g (W/kg)	Power Drift
1	Head	WCDMA 850	4183	836.6	RMC	Cheek Left	0mm	\	Note1	23.26	24.00	0.607	0.72	0.389	0.46	-0.18
1	Head	WCDMA 850	4183	836.6	RMC	Tilt Left	0mm	\	Note1	23.26	24.00	0.553	0.66	0.323	0.38	-0.18
1	Head	WCDMA 850	4183	836.6	RMC	Cheek Right	0mm	\	Note1	23.26	24.00	0.598	0.71	0.367	0.44	-0.09
1	Head	WCDMA 850	4233	846.6	RMC	Tilt Right	0mm	FIG A.6	Note1	23.17	24.00	0.744	0.90	0.406	0.49	-0.05
1	Head	WCDMA 850	4183	836.6	RMC	Tilt Right	0mm	\	Note1	23.26	24.00	0.634	0.75	0.348	0.41	-0.17
1	Head	WCDMA 850	4132	826.4	RMC	Tilt Right	0mm	\	Note1	23.18	24.00	0.482	0.58	0.262	0.32	0.07
1	Head	WCDMA 850	4183	836.6	RMC	Cheek Left	0mm	\	Note2	21.19	22.00	0.497	0.60	0.342	0.41	-0.13
1	Head	WCDMA 850	4233	846.6	RMC	Tilt Left	0mm	\	Note2	21.13	22.00	0.609	0.74	0.389	0.48	-0.04
1	Head	WCDMA 850	4183	836.6	RMC	Tilt Left	0mm	\	Note2	21.19	22.00	0.535	0.64	0.344	0.41	-0.06
1	Head	WCDMA 850	4132	826.4	RMC	Tilt Left	0mm	\	Note2	21.20	22.00	0.596	0.72	0.382	0.46	0.13
1	Head	WCDMA 850	4183	836.6	RMC	Cheek Right	0mm	\	Note2	21.19	22.00	0.417	0.50	0.276	0.33	0.13
1	Head	WCDMA 850	4183	836.6	RMC	Tilt Right	0mm	\	Note2	21.19	22.00	0.497	0.60	0.292	0.35	0.18
1	Body	WCDMA 850	4183	836.6	RMC	Front	10mm	\		23.84	25.00	0.094	0.12	0.056	0.07	0.18
1	Body	WCDMA 850	4183	836.6	RMC	Rear	10mm	\		23.84	25.00	0.093	0.12	0.057	0.07	-0.10
1	Body	WCDMA 850	4183	836.6	RMC	Left	10mm	\		23.84	25.00	0.046	0.06	0.029	0.04	0.11
1	Body	WCDMA 850	4233	846.6	RMC	Top	10mm	FIG A.7		23.79	25.00	0.113	0.15	0.062	0.08	-0.13
1	Body	WCDMA 850	4183	836.6	RMC	Top	10mm	\		23.84	25.00	0.095	0.12	0.053	0.07	0.10
1	Body	WCDMA 850	4132	826.4	RMC	Top	10mm	\		23.76	25.00	0.070	0.09	0.039	0.05	0.05



ANT	RF Exposure Conditions	Frequency Band	Channel Number	Frequency (MHz)	Mode/RB	Test setup	Distance	Figure No.	Note	EUT Measured Power (dBm)	Tune up (dBm)	Measured SAR 1g (W/kg)	Calculated SAR 1g (W/kg)	Measured SAR 10g (W/kg)	Calculated SAR 10g (W/kg)	Power Drift
1	Head	WCDMA1700	1412	1732.4	RMC	Cheek Left	0mm	\	Note1	16.14	16.80	0.482	0.56	0.218	0.25	0.03
1	Head	WCDMA1700	1412	1732.4	RMC	Tilt Left	0mm	\	Note1	16.14	16.80	0.665	0.77	0.288	0.34	-0.03
1	Head	WCDMA1700	1513	1752.6	RMC	Cheek Right	0mm	\	Note1	16.11	16.80	0.629	0.74	0.267	0.31	0.12
1	Head	WCDMA1700	1412	1732.4	RMC	Cheek Right	0mm	\	Note1	16.14	16.80	0.770	0.90	0.339	0.39	-0.15
1	Head	WCDMA1700	1312	1712.4	RMC	Cheek Right	0mm	\	Note1	16.15	16.80	0.734	0.85	0.306	0.36	0.11
1	Head	WCDMA1700	1513	1752.6	RMC	Tilt Right	0mm	FIG A.8	Note1	16.11	16.80	0.922	1.08	0.401	0.47	0.13
1	Head	WCDMA1700	1412	1732.4	RMC	Tilt Right	0mm	\	Note1	16.14	16.80	0.899	1.05	0.392	0.46	0.07
1	Head	WCDMA1700	1312	1712.4	RMC	Tilt Right	0mm	\	Note1	16.15	16.80	0.901	1.05	0.382	0.44	-0.14
1	Head	WCDMA1700	1412	1732.4	RMC	Cheek Left	0mm	\	Note2	14.09	14.80	0.304	0.36	0.160	0.19	0.09
1	Head	WCDMA1700	1412	1732.4	RMC	Tilt Left	0mm	\	Note2	14.09	14.80	0.356	0.42	0.170	0.20	-0.08
1	Head	WCDMA1700	1412	1732.4	RMC	Cheek Right	0mm	\	Note2	14.09	14.80	0.439	0.52	0.217	0.26	-0.07
1	Head	WCDMA1700	1513	1752.6	RMC	Tilt Right	0mm	\	Note2	14.08	14.80	0.596	0.70	0.261	0.31	-0.09
1	Head	WCDMA1700	1412	1732.4	RMC	Tilt Right	0mm	\	Note2	14.09	14.80	0.560	0.66	0.246	0.29	-0.09
1	Head	WCDMA1700	1312	1712.4	RMC	Tilt Right	0mm	\	Note2	14.11	14.80	0.481	0.56	0.212	0.25	-0.18
1	Body	WCDMA1700	1412	1732.5	RMC	Front	10mm	\	\	18.63	19.30	0.293	0.34	0.154	0.18	-0.04
1	Body	WCDMA1700	1412	1732.5	RMC	Rear	10mm	\	\	18.63	19.30	0.416	0.49	0.216	0.25	-0.13
1	Body	WCDMA1700	1412	1732.5	RMC	Left	10mm	\	\	18.63	19.30	0.054	0.06	0.032	0.04	-0.10
1	Body	WCDMA1700	1513	1752.6	RMC	Top	10mm	FIG A.9	\	18.54	19.30	0.483	0.58	0.236	0.28	-0.19
1	Body	WCDMA1700	1412	1732.5	RMC	Top	10mm	\	\	18.63	19.30	0.520	0.61	0.255	0.30	0.09
1	Body	WCDMA1700	1312	1712.4	RMC	Top	10mm	\	\	18.63	19.30	0.382	0.45	0.188	0.22	0.19
1	Body	WCDMA1700	1412	1732.5	RMC	Front	15mm	\	Note1	23.12	23.80	0.597	0.70	0.349	0.41	-0.07
1	Body	WCDMA1700	1513	1752.6	RMC	Rear	15mm	FIG A.10	Note1	23.06	23.80	0.758	0.90	0.445	0.53	-0.06
1	Body	WCDMA1700	1412	1732.5	RMC	Rear	15mm	\	Note1	23.12	23.80	0.744	0.87	0.460	0.54	0.01
1	Body	WCDMA1700	1312	1712.4	RMC	Rear	15mm	\	Note1	23.08	23.80	0.562	0.66	0.331	0.39	-0.01
1	Body	WCDMA1700	1412	1732.5	RMC	Front	15mm	\	Note2	20.13	20.80	0.339	0.40	0.186	0.22	-0.04
1	Body	WCDMA1700	1513	1752.6	RMC	Rear	15mm	\	Note2	20.07	20.80	0.401	0.47	0.226	0.27	-0.13
1	Body	WCDMA1700	1412	1732.5	RMC	Rear	15mm	\	Note2	20.13	20.80	0.371	0.43	0.210	0.25	-0.08
1	Body	WCDMA1700	1312	1712.4	RMC	Rear	15mm	\	Note2	20.03	20.80	0.299	0.36	0.169	0.20	0.11

ANT	RF Exposure Conditions	Frequency Band	Channel Number	Frequency (MHz)	Mode/RB	Test setup	Distance	Figure No.	Note	EUT Measured Power (dBm)	Tune up (dBm)	Measured SAR 1g (W/kg)	Calculated SAR 1g (W/kg)	Measured SAR 10g (W/kg)	Calculated SAR 10g (W/kg)	Power Drift
1	Head	WCDMA1900	9400	1880	RMC	Cheek Left	0mm	\	Note1	15.91	16.80	0.535	0.66	0.241	0.30	0.14
1	Head	WCDMA1900	9538	1907.6	RMC	Tilt Left	0mm	\	Note1	15.97	16.80	0.631	0.76	0.300	0.36	0.14
1	Head	WCDMA1900	9400	1880	RMC	Tilt Left	0mm	\	Note1	15.91	16.80	0.738	0.91	0.284	0.35	0.05
1	Head	WCDMA1900	9262	1852.4	RMC	Tilt Left	0mm	\	Note1	15.99	16.80	0.610	0.74	0.288	0.35	0.13
1	Head	WCDMA1900	9538	1907.6	RMC	Cheek Right	0mm	\	Note1	15.97	16.80	0.625	0.76	0.256	0.31	0.11
1	Head	WCDMA1900	9400	1880	RMC	Cheek Right	0mm	\	Note1	15.91	16.80	0.679	0.83	0.291	0.36	0.12
1	Head	WCDMA1900	9262	1852.4	RMC	Cheek Right	0mm	\	Note1	15.99	16.80	0.663	0.80	0.285	0.34	-0.02
1	Head	WCDMA1900	9538	1907.6	RMC	Tilt Right	0mm	\	Note1	15.97	16.80	0.935	1.13	0.409	0.50	0.01
1	Head	WCDMA1900	9400	1880	RMC	Tilt Right	0mm	FIG A.11	Note1	15.91	16.80	0.941	1.16	0.411	0.50	0.04
1	Head	WCDMA1900	9262	1852.4	RMC	Tilt Right	0mm	\	Note1	15.99	16.80	0.909	1.10	0.400	0.48	-0.16
1	Head	WCDMA1900	9400	1880	RMC	Cheek Left	0mm	\	Note2	13.98	14.80	0.279	0.34	0.157	0.19	0.03
1	Head	WCDMA1900	9400	1880	RMC	Tilt Left	0mm	\	Note2	13.98	14.80	0.328	0.40	0.164	0.20	-0.03
1	Head	WCDMA1900	9400	1880	RMC	Cheek Right	0mm	\	Note2	13.98	14.80	0.368	0.44	0.190	0.23	-0.12
1	Head	WCDMA1900	9538	1907.6	RMC	Tilt Right	0mm	\	Note2	13.95	14.80	0.635	0.77	0.277	0.34	0.07
1	Head	WCDMA1900	9400	1880	RMC	Tilt Right	0mm	\	Note2	13.98	14.80	0.516	0.62	0.245	0.30	-0.09
1	Head	WCDMA1900	9262	1852.4	RMC	Tilt Right	0mm	\	Note2	13.88	14.80	0.539	0.67	0.245	0.30	-0.07
1	Body	WCDMA1900	9400	1880	RMC	Front	10mm	\	\	17.52	18.30	0.205	0.25	0.113	0.14	0.16
1	Body	WCDMA1900	9400	1880	RMC	Rear	10mm	\	\	17.52	18.30	0.353	0.42	0.186	0.22	-0.10
1	Body	WCDMA1900	9400	1880	RMC	Left	10mm	\	\	17.52	18.30	0.046	0.06	0.028	0.03	0.08
1	Body	WCDMA1900	9538	1907.6	RMC	Top	10mm	FIG A.12	\	17.43	18.30	0.416	0.51	0.216	0.26	-0.13
1	Body	WCDMA1900	9400	1880	RMC	Top	10mm	\	\	17.52	18.30	0.386	0.46	0.202	0.24	0.07
1	Body	WCDMA1900	9262	1852.4	RMC	Top	10mm	\	\	17.49	18.30	0.383	0.46	0.198	0.24	-0.10
1	Body	WCDMA1900	9538	1907.6	RMC	Front	15mm	\	Note1	22.00	22.80	0.736	0.88	0.401	0.48	0.14
1	Body	WCDMA1900	9400	1880	RMC	Front	15mm	\	Note1	22.00	22.80	0.783	0.94	0.433	0.52	0.08
1	Body	WCDMA1900	9262	1852.4	RMC	Front	15mm	\	Note1	21.89	22.80	0.752	0.93	0.419	0.52	0.02
1	Body	WCDMA1900	9538	1907.6	RMC	Rear	15mm	\	Note1	22.00	22.80	0.757	0.91	0.418	0.50	0.12
1	Body	WCDMA1900	9400	1880	RMC	Rear	15mm	FIG A.13	Note1	22.00	22.80	0.983	1.18	0.544	0.65	0.03
1	Body	WCDMA1900	9262	1852.4	RMC	Rear	15mm	\	Note1	21.89	22.80	0.744	0.92	0.412	0.51	0.11
1	Body	WCDMA1900	9400	1880	RMC	Front	15mm	\	Note2	20.00	20.80	0.346	0.42	0.184	0.22	0.01
1	Body	WCDMA1900	9538	1907.6	RMC	Rear	15mm	\	Note2	19.99	20.80	0.441	0.53	0.239	0.29	-0.14
1	Body	WCDMA1900	9400	1880	RMC	Rear	15mm	\	Note2	20.00	20.80	0.431	0.52	0.234	0.28	0.05
1	Body	WCDMA1900	9262	1852.4	RMC	Rear	15mm	\	Note2	19.95	20.80	0.414	0.50	0.224	0.27	0.13



ANT	RF Exposure Conditions	Frequency Band	Channel Number	Frequency (MHz)	Mode/RB	Test setup	Distance	Figure No.	Note	EUT Measured Power (dBm)	Tune up (dBm)	Measured SAR 1g (W/kg)	Calculated SAR 1g (W/kg)	Measured SAR 10g (W/kg)	Calculated SAR 10g (W/kg)	Power Drift
1	Head	LTE Band2	18700	1860	1RB-Low	Cheek Left	0mm	\	Note1	16.79	17.30	0.460	0.52	0.223	0.25	-0.09
1	Head	LTE Band2	18700	1860	1RB-Low	Tilt Left	0mm	\	Note1	16.79	17.30	0.706	0.79	0.338	0.38	-0.19
1	Head	LTE Band2	18700	1860	1RB-Low	Cheek Right	0mm	\	Note1	16.79	17.30	0.667	0.75	0.304	0.34	-0.16
1	Head	LTE Band2	19100	1900	1RB-Low	Tilt Right	0mm	FIG A.14	Note1	16.52	17.30	0.968	1.16	0.424	0.51	-0.04
1	Head	LTE Band2	18900	1880	1RB-Low	Tilt Right	0mm	\	Note1	16.55	17.30	0.960	1.14	0.420	0.50	0.05
1	Head	LTE Band2	18700	1860	1RB-Low	Tilt Right	0mm	\	Note1	16.79	17.30	0.922	1.04	0.406	0.46	-0.02
1	Head	LTE Band2	18700	1860	50RB-Middle	Cheek Left	0mm	\	Note1	16.75	17.30	0.478	0.54	0.231	0.26	0.15
1	Head	LTE Band2	18700	1860	50RB-Middle	Tilt Left	0mm	\	Note1	16.75	17.30	0.616	0.70	0.289	0.33	-0.06
1	Head	LTE Band2	18700	1860	50RB-Middle	Cheek Right	0mm	\	Note1	16.75	17.30	0.614	0.70	0.297	0.34	0.17
1	Head	LTE Band2	19100	1900	50RB-Middle	Tilt Right	0mm	\	Note1	16.74	17.30	0.751	0.85	0.329	0.37	0.11
1	Head	LTE Band2	18900	1880	50RB-Low	Tilt Right	0mm	\	Note1	16.69	17.30	0.726	0.84	0.301	0.35	-0.09
1	Head	LTE Band2	18700	1860	50RB-Middle	Tilt Right	0mm	\	Note1	16.75	17.30	0.777	0.88	0.350	0.40	-0.02
1	Head	LTE Band2	18700	1860	100RB	Tilt Right	0mm	\	Note1	16.70	17.30	0.956	1.10	0.417	0.48	0.03
1	Head	LTE Band2	18900	1880	1RB-Low	Cheek Left	0mm	\	Note2	14.72	15.30	0.221	0.25	0.188	0.21	0.14
1	Head	LTE Band2	18900	1880	1RB-Low	Tilt Left	0mm	\	Note2	14.72	15.30	0.326	0.37	0.166	0.19	-0.09
1	Head	LTE Band2	18900	1880	1RB-Low	Cheek Right	0mm	\	Note2	14.72	15.30	0.343	0.39	0.169	0.19	0.15
1	Head	LTE Band2	18900	1880	1RB-Low	Tilt Right	0mm	\	Note2	14.72	15.30	0.403	0.46	0.200	0.23	-0.01
1	Head	LTE Band2	18700	1860	50RB-Middle	Cheek Left	0mm	\	Note2	14.86	15.30	0.208	0.23	0.112	0.12	0.07
1	Head	LTE Band2	18700	1860	50RB-Middle	Tilt Left	0mm	\	Note2	14.86	15.30	0.330	0.37	0.166	0.18	-0.13
1	Head	LTE Band2	18700	1860	50RB-Middle	Cheek Right	0mm	\	Note2	14.86	15.30	0.362	0.40	0.170	0.19	-0.01
1	Head	LTE Band2	18700	1860	50RB-Middle	Tilt Right	0mm	\	Note2	14.86	15.30	0.438	0.48	0.200	0.22	0.05
1	Body	LTE Band2	19100	1900	1RB-Low	Front	10mm	\	\	17.70	18.30	0.244	0.28	0.145	0.17	0.16
1	Body	LTE Band2	19100	1900	1RB-Low	Rear	10mm	\	\	17.70	18.30	0.301	0.35	0.162	0.19	0.18
1	Body	LTE Band2	19100	1900	1RB-Low	Left	10mm	\	\	17.70	18.30	0.057	0.07	0.033	0.04	-0.09
1	Body	LTE Band2	19100	1900	1RB-Low	Top	10mm	FIG A.15	\	17.70	18.30	0.561	0.64	0.262	0.30	0.12
1	Body	LTE Band2	18700	1860	50RB-Middle	Front	10mm	\	\	17.79	18.30	0.270	0.30	0.133	0.15	-0.02
1	Body	LTE Band2	18700	1860	50RB-Middle	Rear	10mm	\	\	17.79	18.30	0.327	0.37	0.168	0.19	-0.06
1	Body	LTE Band2	18700	1860	50RB-Middle	Left	10mm	\	\	17.79	18.30	0.060	0.07	0.034	0.04	-0.03
1	Body	LTE Band2	18700	1860	50RB-Middle	Top	10mm	\	\	17.79	18.30	0.517	0.58	0.245	0.28	0.19
1	Body	LTE Band2	18900	1880	1RB-Low	Front	15mm	\	Note1	23.37	23.80	0.447	0.49	0.239	0.26	0.11
1	Body	LTE Band2	18900	1880	1RB-Low	Rear	15mm	FIG A.16	Note1	23.37	23.80	0.594	0.66	0.331	0.37	-0.19
1	Body	LTE Band2	19100	1900	50RB-Low	Front	15mm	\	Note1	23.44	23.80	0.318	0.35	0.174	0.19	0.10
1	Body	LTE Band2	19100	1900	50RB-Low	Rear	15mm	\	Note1	23.44	23.80	0.417	0.45	0.231	0.25	-0.12
1	Body	LTE Band2	18900	1880	1RB-Low	Front	15mm	\	Note2	21.09	21.80	0.315	0.37	0.162	0.19	0.11
1	Body	LTE Band2	18900	1880	1RB-Low	Rear	15mm	\	Note2	21.09	21.80	0.403	0.47	0.219	0.26	0.14
1	Body	LTE Band2	18700	1860	50RB-Middle	Front	15mm	\	Note2	21.24	21.80	0.222	0.25	0.119	0.14	0.02
1	Body	LTE Band2	18700	1860	50RB-Middle	Rear	15mm	\	Note2	21.24	21.80	0.275	0.31	0.150	0.17	-0.01

ANT	RF Exposure Conditions	Frequency Band	Channel Number	Frequency (MHz)	Mode/RB	Test setup	Distance	Figure No.	Note	EUT Measured Power (dBm)	Tune up (dBm)	Measured SAR 1g (W/kg)	Calculated SAR 1g (W/kg)	Measured SAR 10g (W/kg)	Calculated SAR 10g (W/kg)	Power Drift
1	Head	LTE Band7	21350	2560	1RB-Low	Cheek Left	0mm	\	Note1	17.45	17.80	0.125	0.14	0.060	0.07	0.14
1	Head	LTE Band7	21350	2560	1RB-Low	Tilt Left	0mm	\	Note1	17.45	17.80	0.197	0.21	0.088	0.10	0.07
1	Head	LTE Band7	21350	2560	1RB-Low	Cheek Right	0mm	\	Note1	17.45	17.80	0.499	0.54	0.219	0.24	0.11
1	Head	LTE Band7	21350	2560	1RB-Low	Tilt Right	0mm	FIG A.17	Note1	17.45	17.80	0.731	0.79	0.275	0.30	0.05
1	Head	LTE Band7	21350	2560	50RB-Low	Cheek Left	0mm	\	Note1	17.59	17.80	0.124	0.13	0.058	0.06	-0.02
1	Head	LTE Band7	21350	2560	50RB-Low	Tilt Left	0mm	\	Note1	17.59	17.80	0.193	0.20	0.087	0.09	-0.07
1	Head	LTE Band7	21350	2560	50RB-Low	Cheek Right	0mm	\	Note1	17.59	17.80	0.499	0.52	0.219	0.23	0.12
1	Head	LTE Band7	21350	2560	50RB-Low	Tilt Right	0mm	\	Note1	17.59	17.80	0.721	0.76	0.274	0.29	0.08
1	Head	LTE Band7	21350	2560	1RB-Low	Cheek Left	0mm	\	Note2	15.25	15.80	0.117	0.13	0.055	0.06	-0.04
1	Head	LTE Band7	21350	2560	1RB-Low	Tilt Left	0mm	\	Note2	15.25	15.80	0.163	0.19	0.077	0.09	-0.04
1	Head	LTE Band7	21350	2560	1RB-Low	Cheek Right	0mm	\	Note2	15.25	15.80	0.350	0.40	0.151	0.17	-0.05
1	Head	LTE Band7	21350	2560	1RB-Low	Tilt Right	0mm	\	Note2	15.25	15.80	0.480	0.54	0.178	0.20	-0.02
1	Head	LTE Band7	21350	2560	50RB-Low	Cheek Left	0mm	\	Note2	15.50	15.80	0.081	0.09	0.041	0.04	0.01
1	Head	LTE Band7	21350	2560	50RB-Low	Tilt Left	0mm	\	Note2	15.50	15.80	0.120	0.13	0.054	0.06	0.12
1	Head	LTE Band7	21350	2560	50RB-Low	Cheek Right	0mm	\	Note2	15.50	15.80	0.249	0.27	0.125	0.13	0.09
1	Head	LTE Band7	21350	2560	50RB-Low	Tilt Right	0mm	\	Note2	15.50	15.80	0.333	0.36	0.167	0.18	0.19
1	Body	LTE Band7	21100	2535	1RB-Middle	Front	10mm	\	\	20.72	21.30	0.258	0.29	0.125	0.14	0.04
1	Body	LTE Band7	21100	2535	1RB-Middle	Rear	10mm	\	\	20.72	21.30	0.495	0.57	0.223	0.25	0.10
1	Body	LTE Band7	21100	2535	1RB-Middle	Left	10mm	\	\	20.72	21.30	0.262	0.30	0.138	0.16	0.02
1	Body	LTE Band7	21350	2560	1RB-Middle	Top	10mm	\	\	20.65	21.30	0.732	0.85	0.309	0.36	0.14
1	Body	LTE Band7	21100	2535	1RB-Middle	Top	10mm	FIG A.18	\	20.72	21.30	0.762	0.87	0.324	0.37	-0.07
1	Body	LTE Band7	20850	2510	1RB-Middle	Top	10mm	\	\	20.39	21.30	0.693	0.85	0.285	0.35	0.19
1	Body	LTE Band7	21350	2560	50RB-Low	Front	10mm	\	\	20.89	21.30	0.264	0.29	0.130	0.14	0.01
1	Body	LTE Band7	21350	2560	50RB-Low	Rear	10mm	\	\	20.89	21.30	0.465	0.51	0.223	0.25	0.01
1	Body	LTE Band7	21350	2560	50RB-Low	Left	10mm	\	\	20.89	21.30	0.275	0.30	0.147	0.16	0.09
1	Body	LTE Band7	21350	2560	50RB-Low	Top	10mm	\	\	20.89	21.30	0.669	0.74	0.298	0.33	-0.14
1	Body	LTE Band7	21350	2560	100RB	Top	10mm	\	\	20.83	21.30	0.663	0.74	0.274	0.31	0.06
1	Body	LTE Band7	21100	2535	1RB-Middle	Front	15mm	\	Note1	23.04	23.80	0.295	0.35	0.159	0.19	0.11
1	Body	LTE Band7	21100	2535	1RB-Middle	Rear	15mm	FIG A.19	Note1	23.04	23.80	0.433	0.52	0.216	0.26	-0.10
1	Body	LTE Band7	21350	2560	50RB-Low	Front	15mm	\	Note1	22.17	22.80	0.249	0.29	0.129	0.15	0.14
1	Body	LTE Band7	21350	2560	50RB-Low	Rear	15mm	\	Note1	22.17	22.80	0.293	0.34	0.157	0.18	0.19
1	Body	LTE Band7	21350	2560	1RB-Low	Front	15mm	\	Note2	22.25	22.80	0.220	0.25	0.117	0.13	0.15
1	Body	LTE Band7	21350	2560	1RB-Low	Rear	15mm	\	Note2	22.25	22.80	0.303	0.34	0.150	0.17	0.01
1	Body	LTE Band7	21350	2560	50RB-Low	Front	15mm	\	Note2	22.38	22.80	0.189	0.21	0.100	0.11	0.06
1	Body	LTE Band7	21350	2560	50RB-Low	Rear	15mm	\	Note2	22.38	22.80	0.276	0.30	0.142	0.16	-0.12

ANT	RF Exposure Conditions	Frequency Band	Channel Number	Frequency (MHz)	Mode/RB	Test setup	Distance	Figure No.	Note	EUT Measured Power (dBm)	Tune up (dBm)	Measured SAR 1g (W/kg)	Calculated SAR 1g (W/kg)	Measured SAR 10g (W/kg)	Calculated SAR 10g (W/kg)	Power Drift
1	Head	LTE Band12	23060	704	1RB-Middle	Cheek Left	0mm	\	Note1	24.43	25.00	0.342	0.39	0.248	0.28	-0.17
1	Head	LTE Band12	23060	704	1RB-Middle	Tilt Left	0mm	\	Note1	24.43	25.00	0.375	0.43	0.246	0.28	0.03
1	Head	LTE Band12	23060	704	1RB-Middle	Cheek Right	0mm	FIG A.20	Note1	24.43	25.00	0.558	0.64	0.353	0.40	0.05
1	Head	LTE Band12	23060	704	1RB-Middle	Tilt Right	0mm	\	Note1	24.43	25.00	0.430	0.49	0.243	0.28	0.03
1	Head	LTE Band12	23060	704	25RB-Low	Cheek Left	0mm	\	Note1	23.46	24.00	0.266	0.30	0.193	0.22	-0.19
1	Head	LTE Band12	23060	704	25RB-Low	Tilt Left	0mm	\	Note1	23.46	24.00	0.294	0.33	0.193	0.22	-0.13
1	Head	LTE Band12	23060	704	25RB-Low	Cheek Right	0mm	\	Note1	23.46	24.00	0.448	0.51	0.281	0.32	0.10
1	Head	LTE Band12	23060	704	25RB-Low	Tilt Right	0mm	\	Note1	23.46	24.00	0.340	0.39	0.192	0.22	-0.10
1	Head	LTE Band12	23095	707.5	1RB-Middle	Cheek Left	0mm	\	Note2	22.90	23.50	0.181	0.21	0.117	0.13	-0.11
1	Head	LTE Band12	23095	707.5	1RB-Middle	Tilt Left	0mm	\	Note2	22.90	23.50	0.229	0.26	0.137	0.16	-0.06
1	Head	LTE Band12	23095	707.5	1RB-Middle	Cheek Right	0mm	\	Note2	22.90	23.50	0.245	0.28	0.153	0.18	-0.10
1	Head	LTE Band12	23095	707.5	1RB-Middle	Tilt Right	0mm	\	Note2	22.90	23.50	0.238	0.27	0.136	0.16	0.14
1	Head	LTE Band12	23060	704	25RB-Low	Cheek Left	0mm	\	Note2	22.99	23.50	0.224	0.25	0.149	0.17	-0.01
1	Head	LTE Band12	23060	704	25RB-Low	Tilt Left	0mm	\	Note2	22.99	23.50	0.138	0.16	0.079	0.09	0.09
1	Head	LTE Band12	23060	704	25RB-Low	Cheek Right	0mm	\	Note2	22.99	23.50	0.254	0.29	0.166	0.19	-0.02
1	Head	LTE Band12	23060	704	25RB-Low	Tilt Right	0mm	\	Note2	22.99	23.50	0.249	0.28	0.142	0.16	-0.02
1	Body	LTE Band12	23060	704	1RB-Middle	Front	10mm	\	\	24.43	25.00	0.116	0.13	0.086	0.10	-0.06
1	Body	LTE Band12	23060	704	1RB-Middle	Rear	10mm	FIG A.21	\	24.43	25.00	0.158	0.18	0.116	0.13	-0.16
1	Body	LTE Band12	23060	704	1RB-Middle	Left	10mm	\	\	24.43	25.00	0.144	0.16	0.100	0.11	-0.09
1	Body	LTE Band12	23060	704	1RB-Middle	Top	10mm	\	\	24.43	25.00	0.117	0.13	0.056	0.06	0.05
1	Body	LTE Band12	23060	704	25RB-Low	Front	10mm	\	\	23.46	24.00	0.089	0.10	0.066	0.07	-0.09
1	Body	LTE Band12	23060	704	25RB-Low	Rear	10mm	\	\	23.46	24.00	0.101	0.11	0.073	0.08	-0.07
1	Body	LTE Band12	23060	704	25RB-Low	Left	10mm	\	\	23.46	24.00	0.111	0.13	0.077	0.09	0.08
1	Body	LTE Band12	23060	704	25RB-Low	Top	10mm	\	\	23.46	24.00	0.089	0.10	0.043	0.05	-0.04
1	Head	LTE Band13	23230	782	1RB-Low	Cheek Left	0mm	\	Note1	23.69	24.50	0.175	0.21	0.119	0.14	0.18
1	Head	LTE Band13	23230	782	1RB-Low	Tilt Left	0mm	\	Note1	23.69	24.50	0.169	0.20	0.105	0.13	-0.06
1	Head	LTE Band13	23230	782	1RB-Low	Cheek Right	0mm	FIG A.22	Note1	23.69	24.50	0.285	0.34	0.173	0.21	0.03
1	Head	LTE Band13	23230	782	1RB-Low	Tilt Right	0mm	\	Note1	23.69	24.50	0.211	0.25	0.112	0.13	-0.14
1	Head	LTE Band13	23230	782	25RB-Middle	Cheek Left	0mm	\	Note1	22.79	23.50	0.130	0.15	0.088	0.10	-0.07
1	Head	LTE Band13	23230	782	25RB-Middle	Tilt Left	0mm	\	Note1	22.79	23.50	0.127	0.15	0.079	0.09	0.11
1	Head	LTE Band13	23230	782	25RB-Middle	Cheek Right	0mm	\	Note1	22.79	23.50	0.213	0.25	0.130	0.15	0.01
1	Head	LTE Band13	23230	782	25RB-Middle	Tilt Right	0mm	\	Note1	22.79	23.50	0.158	0.19	0.083	0.10	-0.01
1	Body	LTE Band13	23230	782	1RB-Low	Front	10mm	\	\	23.69	24.50	0.050	0.06	0.034	0.04	0.06
1	Body	LTE Band13	23230	782	1RB-Low	Rear	10mm	\	\	23.69	24.50	0.071	0.09	0.047	0.06	0.12
1	Body	LTE Band13	23230	782	1RB-Low	Left	10mm	FIG A.23	\	23.69	24.50	0.073	0.09	0.051	0.06	0.06
1	Body	LTE Band13	23230	782	1RB-Low	Top	10mm	\	\	23.69	24.50	0.047	0.06	0.028	0.03	-0.14
1	Body	LTE Band13	23230	782	25RB-Middle	Front	10mm	\	\	22.79	23.50	0.038	0.04	0.026	0.03	-0.01
1	Body	LTE Band13	23230	782	25RB-Middle	Rear	10mm	\	\	22.79	23.50	0.056	0.07	0.042	0.05	-0.18
1	Body	LTE Band13	23230	782	25RB-Middle	Left	10mm	\	\	22.79	23.50	0.055	0.06	0.039	0.05	0.08
1	Body	LTE Band13	23230	782	25RB-Middle	Top	10mm	\	\	22.79	23.50	0.036	0.04	0.022	0.03	-0.11

ANT	RF Exposure Conditions	Frequency Band	Channel Number	Frequency (MHz)	Mode/RB	Test setup	Distance	Figure No.	Note	EUT Measured Power (dBm)	Tune up (dBm)	Measured SAR 1g (W/kg)	Calculated SAR 1g (W/kg)	Measured SAR 10g (W/kg)	Calculated SAR 10g (W/kg)	Power Drift
1	Head	LTE Band25	26365	1882.5	1RB-Low	Cheek Left	0mm	\	Note1	16.10	16.80	0.372	0.44	0.189	0.22	0.05
1	Head	LTE Band25	26365	1882.5	1RB-Low	Tilt Left	0mm	\	Note1	16.10	16.80	0.568	0.67	0.272	0.32	-0.02
1	Head	LTE Band25	26365	1882.5	1RB-Low	Cheek Right	0mm	\	Note1	16.10	16.80	0.611	0.72	0.278	0.33	-0.08
1	Head	LTE Band25	26590	1905	1RB-Low	Tilt Right	0mm	\	Note1	16.07	16.80	0.849	1.00	0.364	0.43	0.11
1	Head	LTE Band25	26365	1882.5	1RB-Low	Tilt Right	0mm	\	Note1	16.10	16.80	0.853	1.00	0.372	0.44	0.19
1	Head	LTE Band25	26140	1860	1RB-Low	Tilt Right	0mm	\	Note1	16.09	16.80	0.814	0.96	0.351	0.41	0.03
1	Head	LTE Band25	26590	1905	50RB-Low	Cheek Left	0mm	\	Note1	16.31	16.80	0.448	0.50	0.226	0.25	-0.04
1	Head	LTE Band25	26590	1905	50RB-Low	Tilt Left	0mm	\	Note1	16.31	16.80	0.622	0.70	0.308	0.34	0.07
1	Head	LTE Band25	26590	1905	50RB-Low	Cheek Right	0mm	\	Note1	16.31	16.80	0.595	0.67	0.277	0.31	0.05
1	Head	LTE Band25	26590	1905	50RB-Low	Tilt Right	0mm	FIG A.24	Note1	16.31	16.80	0.890	1.00	0.388	0.43	-0.01
1	Head	LTE Band25	26365	1882.5	50RB-Low	Tilt Right	0mm	\	Note1	16.28	16.80	0.889	1.00	0.388	0.44	0.03
1	Head	LTE Band25	26140	1860	50RB-High	Tilt Right	0mm	\	Note1	16.28	16.80	0.872	0.98	0.383	0.43	0.19
1	Head	LTE Band25	26590	1905	100RB	Tilt Right	0mm	\	Note1	16.30	16.80	0.877	0.98	0.384	0.43	0.19
1	Head	LTE Band25	26140	1860	1RB-Low	Cheek Left	0mm	\	Note2	14.79	15.30	0.195	0.22	0.099	0.11	-0.15
1	Head	LTE Band25	26140	1860	1RB-Low	Tilt Left	0mm	\	Note2	14.79	15.30	0.344	0.39	0.161	0.18	0.03
1	Head	LTE Band25	26140	1860	1RB-Low	Cheek Right	0mm	\	Note2	14.79	15.30	0.508	0.57	0.218	0.25	0.19
1	Head	LTE Band25	26140	1860	1RB-Low	Tilt Right	0mm	\	Note2	14.79	15.30	0.516	0.58	0.235	0.26	0.08
1	Head	LTE Band25	26590	1905	50RB-Low	Cheek Left	0mm	\	Note2	14.93	15.30	0.302	0.33	0.148	0.16	0.18
1	Head	LTE Band25	26590	1905	50RB-Low	Tilt Left	0mm	\	Note2	14.93	15.30	0.494	0.54	0.227	0.25	0.10
1	Head	LTE Band25	26590	1905	50RB-Low	Cheek Right	0mm	\	Note2	14.93	15.30	0.494	0.54	0.234	0.25	0.10
1	Head	LTE Band25	26590	1905	50RB-Low	Tilt Right	0mm	\	Note2	14.93	15.30	0.650	0.71	0.286	0.31	0.08
1	Body	LTE Band25	26140	1860	1RB-Low	Front	10mm	\	\	18.69	19.30	0.293	0.34	0.161	0.19	0.14
1	Body	LTE Band25	26140	1860	1RB-Low	Rear	10mm	\	\	18.69	19.30	0.492	0.57	0.231	0.27	0.04
1	Body	LTE Band25	26140	1860	1RB-Low	Left	10mm	\	\	18.69	19.30	0.069	0.08	0.040	0.05	0.12
1	Body	LTE Band25	26140	1860	1RB-Low	Top	10mm	\	\	18.69	19.30	0.580	0.67	0.284	0.33	-0.10
1	Body	LTE Band25	26590	1905	50RB-Low	Front	10mm	\	\	18.83	19.30	0.350	0.39	0.179	0.20	0.18
1	Body	LTE Band25	26590	1905	50RB-Low	Rear	10mm	\	\	18.83	19.30	0.582	0.65	0.289	0.32	0.10
1	Body	LTE Band25	26590	1905	50RB-Low	Left	10mm	\	\	18.83	19.30	0.070	0.08	0.041	0.05	-0.19
1	Body	LTE Band25	26590	1905	50RB-Low	Top	10mm	FIG A.25	\	18.83	19.30	0.674	0.75	0.329	0.37	-0.10
1	Body	LTE Band25	26365	1882.5	1RB-Middle	Front	15mm	\	Note1	23.33	23.80	0.652	0.73	0.360	0.40	-0.13
1	Body	LTE Band25	26590	1905	1RB-Low	Rear	15mm	\	Note1	23.32	23.80	0.769	0.86	0.413	0.46	0.17
1	Body	LTE Band25	26365	1882.5	1RB-Middle	Rear	15mm	FIG A.26	Note1	23.33	23.80	0.819	0.91	0.450	0.50	-0.12
1	Body	LTE Band25	26140	1860	1RB-Low	Rear	15mm	\	Note1	23.28	23.80	0.801	0.90	0.441	0.50	0.09
1	Body	LTE Band25	26590	1905	50RB-Middle	Front	15mm	\	Note1	23.46	23.80	0.503	0.54	0.278	0.30	0.17
1	Body	LTE Band25	26590	1905	50RB-Middle	Rear	15mm	\	Note1	23.46	23.80	0.657	0.71	0.360	0.39	-0.07
1	Body	LTE Band25	26590	1905	100RB	Rear	15mm	\	Note1	23.50	23.80	0.682	0.73	0.391	0.42	0.12
1	Body	LTE Band25	26365	1882.5	1RB-High	Front	15mm	\	Note2	20.19	20.80	0.258	0.30	0.135	0.16	-0.18
1	Body	LTE Band25	26365	1882.5	1RB-High	Rear	15mm	\	Note2	20.19	20.80	0.334	0.38	0.184	0.21	-0.11
1	Body	LTE Band25	26590	1905	50RB-Low	Front	15mm	\	Note2	20.32	20.80	0.259	0.29	0.137	0.15	0.18
1	Body	LTE Band25	26590	1905	50RB-Low	Rear	15mm	\	Note2	20.32	20.80	0.254	0.28	0.140	0.16	0.10



ANT	RF Exposure Conditions	Frequency Band	Channel Number	Frequency (MHz)	Mode/RB	Test setup	Distance	Figure No.	Note	EUT Measured Power (dBm)	Tune up (dBm)	Measured SAR 1g (W/kg)	Calculated SAR 1g (W/kg)	Measured SAR 10g (W/kg)	Calculated SAR 10g (W/kg)	Power Drift
1	Head	LTE Band26	26775	822.5	1RB-Low	Cheek Left	0mm	\	Note1	24.28	25.00	0.261	0.31	0.178	0.21	0.03
1	Head	LTE Band26	26775	822.5	1RB-Low	Tilt Left	0mm	\	Note1	24.28	25.00	0.279	0.33	0.172	0.20	0.17
1	Head	LTE Band26	26775	822.5	1RB-Low	Cheek Right	0mm	\	Note1	24.28	25.00	0.471	0.56	0.288	0.34	-0.03
1	Head	LTE Band26	26775	822.5	1RB-Low	Tilt Right	0mm	\	Note1	24.28	25.00	0.327	0.39	0.172	0.20	0.09
1	Head	LTE Band26	26865	831.5	36RB-High	Cheek Left	0mm	\	Note1	23.34	24.00	0.351	0.41	0.236	0.27	0.19
1	Head	LTE Band26	26865	831.5	36RB-High	Tilt Left	0mm	\	Note1	23.34	24.00	0.362	0.42	0.220	0.26	0.01
1	Head	LTE Band26	26865	831.5	36RB-High	Cheek Right	0mm	FIG A.27	Note1	23.34	24.00	0.514	0.60	0.315	0.37	0.04
1	Head	LTE Band26	26865	831.5	36RB-High	Tilt Right	0mm	\	Note1	23.34	24.00	0.401	0.47	0.210	0.24	0.08
1	Head	LTE Band26	26775	822.5	1RB-Low	Cheek Left	0mm	\	Note2	23.35	24.00	0.169	0.20	0.116	0.13	0.16
1	Head	LTE Band26	26775	822.5	1RB-Low	Tilt Left	0mm	\	Note2	23.35	24.00	0.146	0.17	0.094	0.11	-0.18
1	Head	LTE Band26	26775	822.5	1RB-Low	Cheek Right	0mm	\	Note2	23.35	24.00	0.159	0.18	0.107	0.12	0.19
1	Head	LTE Band26	26775	822.5	1RB-Low	Tilt Right	0mm	\	Note2	23.35	24.00	0.152	0.18	0.092	0.11	-0.05
1	Head	LTE Band26	26775	822.5	36RB-High	Cheek Left	0mm	\	Note2	23.39	24.00	0.222	0.26	0.153	0.18	-0.13
1	Head	LTE Band26	26775	822.5	36RB-High	Tilt Left	0mm	\	Note2	23.39	24.00	0.201	0.23	0.127	0.15	-0.09
1	Head	LTE Band26	26775	822.5	36RB-High	Cheek Right	0mm	\	Note2	23.39	24.00	0.212	0.24	0.140	0.16	-0.02
1	Head	LTE Band26	26775	822.5	36RB-High	Tilt Right	0mm	\	Note2	23.39	24.00	0.207	0.24	0.137	0.16	-0.08
1	Body	LTE Band26	26775	822.5	1RB-Low	Front	10mm	\	\	24.28	25.00	0.041	0.05	0.029	0.03	0.08
1	Body	LTE Band26	26775	822.5	1RB-Low	Rear	10mm	\	\	24.28	25.00	0.044	0.05	0.033	0.04	-0.11
1	Body	LTE Band26	26775	822.5	1RB-Low	Left	10mm	\	\	24.28	25.00	0.033	0.04	0.024	0.03	0.06
1	Body	LTE Band26	26775	822.5	1RB-Low	Top	10mm	\	\	24.28	25.00	0.060	0.07	0.036	0.04	0.05
1	Body	LTE Band26	26865	831.5	36RB-High	Front	10mm	\	\	23.34	24.00	0.062	0.07	0.043	0.05	-0.08
1	Body	LTE Band26	26865	831.5	36RB-High	Rear	10mm	\	\	23.34	24.00	0.059	0.07	0.043	0.05	-0.13
1	Body	LTE Band26	26865	831.5	36RB-High	Left	10mm	\	\	23.34	24.00	0.041	0.05	0.030	0.03	-0.05
1	Body	LTE Band26	26865	831.5	36RB-High	Top	10mm	FIG A.28	\	23.34	24.00	0.091	0.11	0.057	0.07	0.12

ANT	RF Exposure Conditions	Frequency Band	Channel Number	Frequency (MHz)	Mode/RB	Test setup	Distance	Figure No.	Note	EUT Measured Power (dBm)	Tune up (dBm)	Measured SAR 1g (W/kg)	Calculated SAR 1g (W/kg)	Measured SAR 10g (W/kg)	Calculated SAR 10g (W/kg)	Power Drift
1	Head	LTE Band38	38000	2610	1RB-High	Cheek Left	0mm	\	\	18.62	19.00	0.099	0.11	0.043	0.05	0.15
1	Head	LTE Band38	38000	2610	1RB-High	Tilt Left	0mm	\	\	18.62	19.00	0.114	0.12	0.048	0.05	-0.14
1	Head	LTE Band38	38000	2610	1RB-High	Cheek Right	0mm	\	\	18.62	19.00	0.315	0.34	0.138	0.15	-0.02
1	Head	LTE Band38	38000	2610	1RB-High	Tilt Right	0mm	FIG A.29	\	18.62	19.00	0.463	0.51	0.186	0.20	0.13
1	Head	LTE Band38	38000	2610	50RB-Middle	Cheek Left	0mm	\	\	18.69	19.00	0.084	0.09	0.039	0.04	0.11
1	Head	LTE Band38	38000	2610	50RB-Middle	Tilt Left	0mm	\	\	18.69	19.00	0.096	0.10	0.041	0.04	-0.04
1	Head	LTE Band38	38000	2610	50RB-Middle	Cheek Right	0mm	\	\	18.69	19.00	0.298	0.32	0.140	0.15	0.04
1	Head	LTE Band38	38000	2610	50RB-Middle	Tilt Right	0mm	\	\	18.69	19.00	0.453	0.49	0.176	0.19	-0.16
1	Body	LTE Band38	38000	2595	1RB-High	Front	10mm	\	\	20.56	21.00	0.175	0.19	0.093	0.10	0.13
1	Body	LTE Band38	38000	2595	1RB-High	Rear	10mm	FIG A.30	\	20.56	21.00	0.137	0.35	0.164	0.18	0.01
1	Body	LTE Band38	38000	2595	1RB-High	Left	10mm	\	\	20.56	21.00	0.200	0.22	0.107	0.12	-0.05
1	Body	LTE Band38	38000	2595	1RB-High	Top	10mm	\	\	20.56	21.00	0.261	0.29	0.112	0.12	0.03
1	Body	LTE Band38	37850	2580	50RB-Middle	Front	10mm	\	\	20.60	21.00	0.153	0.17	0.078	0.09	0.15
1	Body	LTE Band38	37850	2580	50RB-Middle	Rear	10mm	\	\	20.60	21.00	0.287	0.31	0.139	0.15	0.09
1	Body	LTE Band38	37850	2580	50RB-Middle	Left	10mm	\	\	20.60	21.00	0.167	0.18	0.089	0.10	0.17
1	Body	LTE Band38	37850	2580	50RB-Middle	Top	10mm	\	\	20.60	21.00	0.211	0.23	0.091	0.10	0.02
1	Body	LTE Band38	38000	2595	1RB-Middle	Front	15mm	\	\	23.83	24.00	0.090	0.09	0.047	0.05	-0.15
1	Body	LTE Band38	38000	2595	1RB-Middle	Rear	15mm	FIG A.31	\	23.83	24.00	0.163	0.17	0.086	0.09	0.06
1	Body	LTE Band38	38000	2595	50RB-Middle	Front	15mm	\	\	22.88	23.00	0.076	0.08	0.040	0.04	-0.12
1	Body	LTE Band38	38000	2595	50RB-Middle	Rear	15mm	\	\	22.88	23.00	0.135	0.14	0.069	0.07	0.14

ANT	RF Exposure Conditions	Frequency Band	Channel Number	Frequency (MHz)	Mode/RB	Test setup	Distance	Figure No.	Note	EUT Measured Power (dBm)	Tune up (dBm)	Measured SAR 1g (W/kg)	Calculated SAR 1g (W/kg)	Measured SAR 10g (W/kg)	Calculated SAR 10g (W/kg)	Power Drift
1	Head	LTE Band41	41055	2636.5	1RB-Low	Cheek Left	0mm	\	\	16.90	17.60	0.056	0.07	0.039	0.05	-0.02
1	Head	LTE Band41	41055	2636.5	1RB-Low	Tilt Left	0mm	\	\	16.90	17.60	0.047	0.06	0.037	0.04	0.10
1	Head	LTE Band41	41055	2636.5	1RB-Low	Cheek Right	0mm	\	\	16.90	17.60	0.114	0.13	0.100	0.12	0.13
1	Head	LTE Band41	41055	2636.5	1RB-Low	Tilt Right	0mm	\	\	16.90	17.60	0.152	0.18	0.121	0.14	-0.07
1	Head	LTE Band41	40185	2549.5	50RB-Low	Cheek Left	0mm	\	\	17.03	17.60	0.041	0.05	0.032	0.04	-0.12
1	Head	LTE Band41	40185	2549.5	50RB-Low	Tilt Left	0mm	\	\	17.03	17.60	0.036	0.04	0.030	0.03	-0.19
1	Head	LTE Band41	40185	2549.5	50RB-Low	Cheek Right	0mm	\	\	17.03	17.60	0.127	0.14	0.111	0.13	-0.16
1	Head	LTE Band41	40185	2549.5	50RB-Low	Tilt Right	0mm	FIG A.32	\	17.03	17.60	0.160	0.18	0.130	0.15	0.13
1	Head	LTE Band41	41490	2680	1RB-High	Tilt Right	0mm	\	ULCA	16.97	17.60	0.119	0.14	0.103	0.12	0.09
1	Body	LTE Band41	41055	2636.5	1RB-Low	Front	10mm	\	\	19.70	20.40	0.088	0.10	0.041	0.05	-0.19
1	Body	LTE Band41	41055	2636.5	1RB-Low	Rear	10mm	\	\	19.70	20.40	0.139	0.16	0.062	0.07	-0.11
1	Body	LTE Band41	41055	2636.5	1RB-Low	Left	10mm	\	\	19.70	20.40	0.100	0.12	0.046	0.05	0.13
1	Body	LTE Band41	41055	2636.5	1RB-Low	Top	10mm	\	\	19.70	20.40	0.077	0.09	0.032	0.04	-0.07
1	Body	LTE Band41	40185	2549.5	50RB-Low	Front	10mm	\	\	19.72	20.40	0.092	0.11	0.042	0.05	-0.07
1	Body	LTE Band41	40185	2549.5	50RB-Low	Rear	10mm	FIG A.33	\	19.72	20.40	0.142	0.17	0.063	0.07	0.15
1	Body	LTE Band41	40185	2549.5	50RB-Low	Left	10mm	\	\	19.72	20.40	0.106	0.12	0.047	0.05	-0.11
1	Body	LTE Band41	40185	2549.5	50RB-Low	Top	10mm	\	\	19.72	20.40	0.081	0.09	0.032	0.04	-0.17
1	Body	LTE Band41	41490	2680	1RB-High	Rear	10mm	\	ULCA	19.64	20.40	0.117	0.14	0.051	0.06	0.19
1	Body	LTE Band41	41055	2636.5	1RB-Low	Front	15mm	\	\	26.80	27.00	0.144	0.15	0.080	0.08	-0.16
1	Body	LTE Band41	41055	2636.5	1RB-Low	Rear	15mm	\	\	26.80	27.00	0.155	0.16	0.086	0.09	0.17
1	Body	LTE Band41	40185	2549.5	50RB-Low	Front	15mm	\	\	25.86	26.00	0.182	0.19	0.094	0.10	0.06
1	Body	LTE Band41	40185	2549.5	50RB-Low	Rear	15mm	FIG A.34	\	25.86	26.00	0.306	0.32	0.150	0.15	0.19
1	Body	LTE Band41	39750	2506	1RB-High	Rear	15mm	\	ULCA	25.78	26.00	0.271	0.29	0.131	0.14	0.01



ANT	RF Exposure Conditions	Frequency Band	Channel Number	Frequency (MHz)	Mode/RB	Test setup	Distance	Figure No.	Note	EUT Measured Power (dBm)	Tune up (dBm)	Measured SAR 1g (W/kg)	Calculated SAR 1g (W/kg)	Measured SAR 10g (W/kg)	Calculated SAR 10g (W/kg)	Power Drift
1	Head	LTE Band66	132322	1745	1RB-Low	Cheek Left	0mm	\	Note1	16.83	17.30	0.456	0.51	0.243	0.27	-0.04
1	Head	LTE Band66	132322	1745	1RB-Low	Tilt Left	0mm	\	Note1	16.83	17.30	0.607	0.68	0.310	0.35	0.08
1	Head	LTE Band66	132322	1745	1RB-Low	Cheek Right	0mm	\	Note1	16.83	17.30	0.580	0.65	0.283	0.32	0.06
1	Head	LTE Band66	132572	1770	1RB-High	Tilt Right	0mm	\	Note1	16.76	17.30	0.805	0.91	0.420	0.48	-0.02
1	Head	LTE Band66	132322	1745	1RB-Low	Tilt Right	0mm	FIG A.35	Note1	16.83	17.30	1.020	1.14	0.437	0.49	-0.14
1	Head	LTE Band66	132072	1720	1RB-High	Tilt Right	0mm	\	Note1	16.70	17.30	0.751	0.86	0.395	0.45	-0.07
1	Head	LTE Band66	132572	1770	50RB-Middle	Cheek Left	0mm	\	Note1	16.89	17.30	0.478	0.53	0.255	0.28	0.07
1	Head	LTE Band66	132572	1770	50RB-Middle	Tilt Left	0mm	\	Note1	16.89	17.30	0.660	0.73	0.337	0.37	0.06
1	Head	LTE Band66	132572	1770	50RB-Middle	Cheek Right	0mm	\	Note1	16.89	17.30	0.638	0.70	0.308	0.34	-0.19
1	Head	LTE Band66	132572	1770	50RB-Middle	Tilt Right	0mm	\	Note1	16.89	17.30	0.915	1.01	0.424	0.47	0.02
1	Head	LTE Band66	132322	1745	50RB-High	Tilt Right	0mm	\	Note1	16.88	17.30	1.020	1.12	0.487	0.54	0.08
1	Head	LTE Band66	132072	1720	50RB-Middle	Tilt Right	0mm	\	Note1	16.83	17.30	0.962	1.07	0.402	0.45	0.01
1	Head	LTE Band66	132072	1720	100RB	Tilt Right	0mm	\	Note1	16.83	17.30	0.860	0.96	0.400	0.45	-0.06
1	Head	LTE Band66	132072	1720	1RB-Low	Cheek Left	0mm	\	Note2	15.76	16.30	0.537	0.61	0.242	0.27	-0.19
1	Head	LTE Band66	132072	1720	1RB-Low	Tilt Left	0mm	\	Note2	15.76	16.30	0.498	0.56	0.216	0.24	-0.03
1	Head	LTE Band66	132072	1720	1RB-Low	Cheek Right	0mm	\	Note2	15.76	16.30	0.605	0.69	0.249	0.28	0.13
1	Head	LTE Band66	132572	1770	1RB-Low	Tilt Right	0mm	\	Note2	15.76	16.30	0.701	0.79	0.286	0.32	0.13
1	Head	LTE Band66	132322	1745	1RB-Low	Tilt Right	0mm	\	Note2	15.76	16.30	0.692	0.78	0.274	0.31	-0.06
1	Head	LTE Band66	132072	1720	1RB-Low	Tilt Right	0mm	\	Note2	15.76	16.30	0.726	0.82	0.301	0.34	0.19
1	Head	LTE Band66	132072	1720	50RB-High	Cheek Left	0mm	\	Note2	15.89	16.30	0.528	0.58	0.243	0.27	-0.13
1	Head	LTE Band66	132072	1720	50RB-High	Tilt Left	0mm	\	Note2	15.89	16.30	0.505	0.55	0.218	0.24	0.04
1	Head	LTE Band66	132072	1720	50RB-High	Cheek Right	0mm	\	Note2	15.89	16.30	0.576	0.63	0.241	0.26	0.02
1	Head	LTE Band66	132572	1770	50RB-High	Tilt Right	0mm	\	Note2	15.85	16.30	0.711	0.79	0.286	0.32	0.13
1	Head	LTE Band66	132322	1745	50RB-High	Tilt Right	0mm	\	Note2	15.85	16.30	0.721	0.80	0.299	0.33	-0.09
1	Head	LTE Band66	132072	1720	50RB-High	Tilt Right	0mm	\	Note2	15.89	16.30	0.734	0.81	0.305	0.34	-0.01
1	Body	LTE Band66	132322	1745	1RB-Middle	Front	10mm	\	\	19.88	20.30	0.371	0.41	0.195	0.21	-0.01
1	Body	LTE Band66	132322	1745	1RB-Middle	Rear	10mm	\	\	19.88	20.30	0.547	0.60	0.288	0.32	0.19
1	Body	LTE Band66	132322	1745	1RB-Middle	Left	10mm	\	\	19.88	20.30	0.073	0.08	0.042	0.05	0.07
1	Body	LTE Band66	132322	1745	1RB-Middle	Top	10mm	FIG A.36	\	19.88	20.30	0.660	0.73	0.322	0.35	-0.05
1	Body	LTE Band66	132322	1745	50RB-Middle	Front	10mm	\	\	20.06	20.30	0.380	0.40	0.199	0.21	0.15
1	Body	LTE Band66	132322	1745	50RB-Middle	Rear	10mm	\	\	20.06	20.30	0.564	0.60	0.296	0.31	-0.07
1	Body	LTE Band66	132322	1745	50RB-Middle	Left	10mm	\	\	20.06	20.30	0.071	0.08	0.041	0.04	-0.13
1	Body	LTE Band66	132322	1745	50RB-Middle	Top	10mm	\	\	20.06	20.30	0.605	0.64	0.300	0.32	-0.04
1	Body	LTE Band66	132072	1720	1RB-Low	Front	15mm	\	Note1	24.31	24.80	0.462	0.52	0.268	0.30	0.18
1	Body	LTE Band66	132072	1720	1RB-Low	Rear	15mm	FIG A.37	Note1	24.31	24.80	0.510	0.57	0.296	0.33	-0.05
1	Body	LTE Band66	132072	1720	50RB-Middle	Front	15mm	\	Note1	23.32	23.80	0.402	0.45	0.235	0.26	0.02
1	Body	LTE Band66	132072	1720	50RB-Middle	Rear	15mm	\	Note1	23.32	23.80	0.445	0.50	0.260	0.29	-0.16
1	Body	LTE Band66	132572	1770	1RB-Middle	Front	15mm	\	Note2	21.76	22.30	0.377	0.43	0.205	0.23	-0.09
1	Body	LTE Band66	132572	1770	1RB-Middle	Rear	15mm	\	Note2	21.76	22.30	0.476	0.54	0.264	0.30	-0.16
1	Body	LTE Band66	132072	1720	50RB-Low	Front	15mm	\	Note2	21.90	22.30	0.245	0.27	0.133	0.15	
1	Body	LTE Band66	132072	1720	50RB-Low	Rear	15mm	\	Note2	21.90	22.30	0.325	0.36	0.182	0.20	0.07

ANT	RF Exposure Conditions	Frequency Band	Channel Number	Frequency (MHz)	Mode/RB	Test setup	Distance	Figure No.	Note	EUT Measured Power (dBm)	Tune up (dBm)	Measured SAR 1g (W/kg)	Calculated SAR 1g (W/kg)	Measured SAR 10g (W/kg)	Calculated SAR 10g (W/kg)	Power Drift
1	Head	LTE Band71	133322	683	1RB-Middle	Cheek Left	0mm	\	Note1	22.69	23.50	0.126	0.15	0.072	0.09	-0.04
1	Head	LTE Band71	133322	683	1RB-Middle	Tilt Left	0mm	\	Note1	22.69	23.50	0.169	0.20	0.088	0.11	0.11
1	Head	LTE Band71	133322	683	1RB-Middle	Cheek Right	0mm	\	Note1	22.69	23.50	0.186	0.22	0.103	0.12	0.13
1	Head	LTE Band71	133322	683	1RB-Middle	Tilt Right	0mm	FIG A.38	Note1	22.69	23.50	0.232	0.28	0.118	0.14	-0.02
1	Head	LTE Band71	133322	683	50RB-Middle	Cheek Left	0mm	\	Note1	22.73	23.50	0.140	0.17	0.078	0.09	-0.04
1	Head	LTE Band71	133322	683	50RB-Middle	Tilt Left	0mm	\	Note1	22.73	23.50	0.179	0.21	0.094	0.11	-0.13
1	Head	LTE Band71	133322	683	50RB-Middle	Cheek Right	0mm	\	Note1	22.73	23.50	0.201	0.24	0.115	0.14	0.13
1	Head	LTE Band71	133322	683	50RB-Middle	Tilt Right	0mm	\	Note1	22.73	23.50	0.122	0.15	0.061	0.05	0.05
1	Head	LTE Band71	133322	683	1RB-Middle	Cheek Left	0mm	\	Note2	21.16	22.00	0.110	0.13	0.075	0.09	0.06
1	Head	LTE Band71	133322	683	1RB-Middle	Tilt Left	0mm	\	Note2	21.16	22.00	0.126	0.15	0.076	0.09	-0.09
1	Head	LTE Band71	133322	683	1RB-Middle	Cheek Right	0mm	\	Note2	21.16	22.00	0.106	0.13	0.070	0.08	-0.07
1	Head	LTE Band71	133322	683	1RB-Middle	Tilt Right	0mm	\	Note2	21.16	22.00	0.137	0.17	0.076	0.09	-0.07
1	Head	LTE Band71	133322	683	50RB-Middle	Cheek Left	0mm	\	Note2	21.27	22.00	0.110	0.13	0.075	0.09	0.09
1	Head	LTE Band71	133322	683	50RB-Middle	Tilt Left	0mm	\	Note2	21.27	22.00	0.118	0.14	0.072	0.09	0.12
1	Head	LTE Band71	133322	683	50RB-Middle	Cheek Right	0mm	\	Note2	21.27	22.00	0.128	0.15	0.082	0.10	-0.09
1	Head	LTE Band71	133322	683	50RB-Middle	Tilt Right	0mm	\	Note2	21.27	22.00	0.152	0.18	0.086	0.10	-0.01
1	Body	LTE Band71	133222	673	1RB-Low	Front	10mm	\	\	24.10	25.00	0.077	0.09	0.059	0.07	-0.12
1	Body	LTE Band71	133222	673	1RB-Low	Rear	10mm	\	\	24.10	25.00	0.095	0.12	0.073	0.09	0.11
1	Body	LTE Band71	133222	673	1RB-Low	Left	10mm	FIG A.39	\	24.10	25.00	0.106	0.13	0.075	0.09	0.06
1	Body	LTE Band71	133222	673	1RB-Low	Top	10mm	\	\	24.10	25.00	0.040	0.05	0.024	0.03	-0.16
1	Body	LTE Band71	133222	673	50RB-Middle	Front	10mm	\	\	23.22	24.00	0.059	0.07	0.045	0.05	-0.07
1	Body	LTE Band71	133222	673	50RB-Middle	Rear	10mm	\	\	23.22	24.00	0.078	0.09	0.059	0.07	0.01
1	Body	LTE Band71	133222	673	50RB-Middle	Left	10mm	\	\	23.22	24.00	0.097	0.12	0.068	0.08	0.17
1	Body	LTE Band71	133222	673	50RB-Middle	Top	10mm	\	\	23.22	24.00	0.034	0.04	0.019	0.02	-0.16

ANTO

ANT	RF Exposure Conditions	Frequency Band	Channel Number	Frequency (MHz)	Mode/RB	Test setup	Distance	Figure No.	Note	EUT Measured Power (dBm)	Tune up (dBm)	Measured SAR 1g (W/kg)	Calculated SAR 1g (W/kg)	Measured SAR 10g (W/kg)	Calculated SAR 10g (W/kg)	Power Drift
0	Head	GSM850	190	836.6	GSM	Cheek Left	0mm	\	\	33.19	33.50	0.047	0.05	0.057	0.06	0.13
0	Head	GSM850	190	836.6	GSM	Tilt Left	0mm	\	\	33.19	33.50	0.048	0.05	0.061	0.07	-0.08
0	Head	GSM850	251	848.8	GSM	Cheek Right	0mm	\	\	33.11	33.50	0.111	0.12	0.086	0.09	0.05
0	Head	GSM850	190	836.6	GSM	Cheek Right	0mm	\	\	33.19	33.50	0.145	0.16	0.119	0.13	0.10
0	Head	GSM850	128	824.2	GSM	Cheek Right	0mm	FIG A.40	\	32.54	33.50	0.198	0.25	0.158	0.20	-0.05
0	Head	GSM850	190	836.6	GSM	Tilt Right	0mm	\	\	33.19	33.50	0.054	0.06	0.051	0.05	0.05
0	Body	GSM850	128	824.2	GPRS(4TX)	Front	10mm	\	\	28.44	29.00	0.224	0.25	0.197	0.22	-0.11
0	Body	GSM850	251	848.8	GPRS(4TX)	Rear	10mm	\	\	28.20	29.00	0.221	0.27	0.160	0.19	0.00
0	Body	GSM850	190	836.6	GPRS(4TX)	Rear	10mm	FIG A.41	\	28.44	29.00	0.336	0.38	0.255	0.29	-0.19
0	Body	GSM850	128	824.2	GPRS(4TX)	Rear	10mm	\	\	28.68	29.00	0.308	0.33	0.248	0.27	-0.08
0	Body	GSM850	128	824.2	GPRS(4TX)	Left	10mm	\	\	28.44	29.00	0.256	0.29	0.242	0.28	-0.19
0	Body	GSM850	128	824.2	GPRS(4TX)	Right	10mm	\	\	28.44	29.00	0.139	0.16	0.132	0.15	-0.14
0	Body	GSM850	128	824.2	GPRS(4TX)	Bottom	10mm	\	\	28.44	29.00	0.279	0.32	0.209	0.24	0.11
0	Body	GSM850	128	824.2	EGPRS(4TX)	Rear	10mm	\	\	28.40	29.00	0.311	0.36	0.249	0.29	0.13

ANT	RF Exposure Conditions	Frequency Band	Channel Number	Frequency (MHz)	Mode/RB	Test setup	Distance	Figure No.	Note	EUT Measured Power (dBm)	Tune up (dBm)	Measured SAR 1g (W/kg)	Calculated SAR 1g (W/kg)	Measured SAR 10g (W/kg)	Calculated SAR 10g (W/kg)	Power Drift
0	Head	GSM1900	810	1909.8	GSM	Cheek Left	0mm	\	\	29.53	30.80	0.021	0.03	0.011	0.01	0.11
0	Head	GSM1900	661	1880	GSM	Cheek Left	0mm	FIG A.42	\	29.72	30.80	0.032	0.04	0.011	0.01	0.14
0	Head	GSM1900	512	1850.2	GSM	Cheek Left	0mm	\	\	29.81	30.80	0.019	0.02	0.009	0.01	0.17
0	Head	GSM1900	661	1880	GSM	Tilt Left	0mm	\	\	29.72	30.80	0.018	0.02	0.011	0.01	-0.09
0	Head	GSM1900	661	1880	GSM	Cheek Right	0mm	\	\	29.72	30.80	0.021	0.03	0.013	0.02	0.12
0	Head	GSM1900	661	1880	GSM	Tilt Right	0mm	\	\	29.72	30.80	0.017	0.02	0.011	0.01	0.06
0	Body	GSM1900	661	1880	GPRS(1TX)	Front	10mm	\	\	29.97	30.00	0.155	0.16	0.092	0.09	-0.11
0	Body	GSM1900	661	1880	GPRS(1TX)	Rear	10mm	\	\	29.97	30.00	0.275	0.28	0.162	0.16	0.15
0	Body	GSM1900	661	1880	GPRS(1TX)	Left	10mm	\	\	29.97	30.00	0.035	0.04	0.023	0.02	-0.14
0	Body	GSM1900	661	1880	GPRS(1TX)	Right	10mm	\	\	29.97	30.00	0.066	0.07	0.036	0.04	-0.18
0	Body	GSM1900	810	1909.8	GPRS(1TX)	Bottom	10mm	\	\	29.93	30.00	0.350	0.36	0.203	0.21	0.13
0	Body	GSM1900	661	1880	GPRS(1TX)	Bottom	10mm	FIG A.43	\	29.97	30.00	0.454	0.46	0.250	0.25	0.01
0	Body	GSM1900	512	1850.2	GPRS(1TX)	Bottom	10mm	\	\	29.92	30.00	0.415	0.42	0.233	0.24	-0.05
0	Body	GSM1900	810	1909.8	EGPRS(1TX)	Bottom	10mm	\	\	29.86	30.00	0.421	0.43	0.243	0.25	0.17
0	Body	GSM1900	661	1880	GPRS(4TX)	Front	15mm	\	\	25.51	26.00	0.158	0.18	0.093	0.10	0.04
0	Body	GSM1900	810	1909.8	GPRS(4TX)	Rear	15mm	\	\	25.38	26.00	0.207	0.24	0.124	0.14	0.14
0	Body	GSM1900	661	1880	GPRS(4TX)	Rear	15mm	FIG A.44	\	25.51	26.00	0.245	0.27	0.149	0.17	0.03
0	Body	GSM1900	512	1850.2	GPRS(4TX)	Rear	15mm	\	\	25.61	26.00	0.216	0.24	0.132	0.14	-0.19
0	Body	GSM1900	661	1880	EGPRS(4TX)	Rear	15mm	\	\	25.60	26.00	0.234	0.26	0.129	0.14	0.16

ANT	RF Exposure Conditions	Frequency Band	Channel Number	Frequency (MHz)	Mode/RB	Test setup	Distance	Figure No.	Note	EUT Measured Power (dBm)	Tune up (dBm)	Measured SAR 1g (W/kg)	Calculated SAR 1g (W/kg)	Measured SAR 10g (W/kg)	Calculated SAR 10g (W/kg)	Power Drift
0	Head	WCDMA 850	4183	836.6	RMC	Cheek Left	0mm	\	\	24.38	25.00	0.049	0.06	0.059	0.07	-0.10
0	Head	WCDMA 850	4183	836.6	RMC	Tilt Left	0mm	\	\	24.38	25.00	0.029	0.03	0.035	0.04	-0.15
0	Head	WCDMA 850	4233	846.6	RMC	Cheek Right	0mm	\	\	24.32	25.00	0.119	0.14	0.096	0.11	0.15
0	Head	WCDMA 850	4183	836.6	RMC	Cheek Right	0mm	\	\	24.38	25.00	0.104	0.12	0.086	0.10	-0.18
0	Head	WCDMA 850	4132	826.4	RMC	Cheek Right	0mm	FIG A.45	\	24.34	25.00	0.196	0.23	0.156	0.18	0.12
0	Head	WCDMA 850	4183	836.6	RMC	Tilt Right	0mm	\	\	24.38	25.00	0.019	0.02	0.020	0.02	0.02
0	Body	WCDMA 850	4183	836.6	RMC	Front	10mm	\	\	24.38	25.00	0.129	0.15	0.083	0.10	-0.10
0	Body	WCDMA 850	4233	846.6	RMC	Rear	10mm	\	\	24.32	25.00	0.274	0.32	0.165	0.19	0.16
0	Body	WCDMA 850	4183	836.6	RMC	Rear	10mm	\	\	24.38	25.00	0.234	0.27	0.137	0.16	0.07
0	Body	WCDMA 850	4132	826.4	RMC	Rear	10mm	FIG A.46	\	24.34	25.00	0.356	0.41	0.208	0.24	-0.08
0	Body	WCDMA 850	4183	836.6	RMC	Left	10mm	\	\	24.38	25.00	0.137	0.16	0.096	0.11	0.19
0	Body	WCDMA 850	4183	836.6	RMC	Right	10mm	\	\	24.38	25.00	0.078	0.09	0.055	0.06	-0.04
0	Body	WCDMA 850	4183	836.6	RMC	Bottom	10mm	\	\	24.38	25.00	0.129	0.15	0.072	0.08	-0.13

ANT	RF Exposure Conditions	Frequency Band	Channel Number	Frequency (MHz)	Mode/RB	Test setup	Distance	Figure No.	Note	EUT Measured Power (dBm)	Tune up (dBm)	Measured SAR 1g (W/kg)	Calculated SAR 1g (W/kg)	Measured SAR 10g (W/kg)	Calculated SAR 10g (W/kg)	Power Drift
0	Head	WCDMA1700	1513	1752.6	RMC	Cheek Left	0mm	\	\	24.34	24.80	0.054	0.06	0.036	0.04	0.07
0	Head	WCDMA1700	1412	1732.4	RMC	Cheek Left	0mm	\	\	24.35	24.80	0.064	0.07	0.043	0.05	0.17
0	Head	WCDMA1700	1312	1712.4	RMC	Cheek Left	0mm	FIG A.47	\	24.29	24.80	0.100	0.11	0.066	0.07	0.01
0	Head	WCDMA1700	1412	1732.4	RMC	Tilt Left	0mm	\	\	24.35	24.80	0.029	0.03	0.011	0.01	-0.07
0	Head	WCDMA1700	1412	1732.4	RMC	Cheek Right	0mm	\	\	24.35	24.80	0.037	0.04	0.017	0.02	0.01
0	Head	WCDMA1700	1412	1732.4	RMC	Tilt Right	0mm	\	\	24.35	24.80	0.022	0.02	0.009	0.01	-0.15
0	Body	WCDMA1700	1412	1732.4	RMC	Front	10mm	\	\	20.78	21.30	0.266	0.30	0.152	0.17	-0.05
0	Body	WCDMA1700	1412	1732.4	RMC	Rear	10mm	\	\	20.78	21.30	0.407	0.46	0.238	0.27	-0.15
0	Body	WCDMA1700	1412	1732.4	RMC	Left	10mm	\	\	20.78	21.30	0.085	0.10	0.049	0.06	0.09
0	Body	WCDMA1700	1412	1732.4	RMC	Right	10mm	\	\	20.78	21.30	0.099	0.11	0.058	0.07	-0.11
0	Body	WCDMA1700	1513	1752.6	RMC	Bottom	10mm	\	\	20.72	21.30	0.498	0.57	0.270	0.31	0.14
0	Body	WCDMA1700	1412	1732.4	RMC	Bottom	10mm	\	\	20.78	21.30	0.544	0.61	0.294	0.33	-0.01
0	Body	WCDMA1700	1312	1712.4	RMC	Bottom	10mm	FIG A.48	\	20.75	21.30	0.590	0.67	0.320	0.36	0.05
0	Body	WCDMA1700	1412	1732.5	RMC	Front	15mm	\	Note1	24.35	24.80	0.310	0.34	0.180	0.20	0.02
0	Body	WCDMA1700	1513	1752.6	RMC	Rear	15mm	\	Note1	24.34	24.80	0.379	0.42	0.231	0.26	0.09
0	Body	WCDMA1700	1412	1732.5	RMC	Rear	15mm	\	Note1	24.35	24.80	0.401	0.44	0.243	0.27	0.18
0	Body	WCDMA1700	1312	1712.4	RMC	Rear	15mm	FIG A.49	Note1	24.29	24.80	0.519	0.58	0.317	0.36	0.10
0	Body	WCDMA1700	1412	1732.4	RMC	Front	15mm	\	Note2	23.69	24.30	0.193	0.22	0.112	0.13	0.03
0	Body	WCDMA1700	1513	1752.6	RMC	Rear	15mm	\	Note2	23.74	24.30	0.362	0.41	0.211	0.24	0.12
0	Body	WCDMA1700	1412	1732.4	RMC	Rear	15mm	\	Note2	23.69	24.30	0.375	0.43	0.230	0.26	-0.01
0	Body	WCDMA1700	1312	1712.4	RMC	Rear	15mm	\	Note2	23.73	24.30	0.355	0.40	0.206	0.23	0.16



ANT	RF Exposure Conditions	Frequency Band	Channel Number	Frequency (MHz)	Mode/RB	Test setup	Distance	Figure No.	Note	EUT Measured Power (dBm)	Tune up (dBm)	Measured SAR 1g (W/kg)	Calculated SAR 1g (W/kg)	Measured SAR 10g (W/kg)	Calculated SAR 10g (W/kg)	Power Drift
0	Head	WCDMA1900	9538	1907.6	RMC	Cheek Left	0mm	\	\	23.92	24.80	0.047	0.06	0.029	0.04	-0.05
0	Head	WCDMA1900	9400	1880	RMC	Cheek Left	0mm	FIG A.50	\	23.92	24.80	0.056	0.07	0.034	0.04	-0.18
0	Head	WCDMA1900	9262	1852.4	RMC	Cheek Left	0mm	\	\	23.88	24.80	0.049	0.06	0.030	0.04	0.01
0	Head	WCDMA1900	9400	1880	RMC	Tilt Left	0mm	\	\	23.92	24.80	0.055	0.04	0.021	0.03	0.13
0	Head	WCDMA1900	9400	1880	RMC	Cheek Right	0mm	\	\	23.92	24.80	0.052	0.06	0.024	0.03	-0.06
0	Head	WCDMA1900	9400	1880	RMC	Tilt Right	0mm	\	\	23.92	24.80	0.040	0.05	0.024	0.03	0.18
0	Body	WCDMA1900	9400	1880	RMC	Front	10mm	\	\	21.01	21.80	0.307	0.37	0.176	0.21	0.16
0	Body	WCDMA1900	9400	1880	RMC	Rear	10mm	\	\	21.01	21.80	0.426	0.51	0.225	0.27	0.07
0	Body	WCDMA1900	9400	1880	RMC	Left	10mm	\	\	21.01	21.80	0.076	0.09	0.046	0.06	-0.07
0	Body	WCDMA1900	9400	1880	RMC	Right	10mm	\	\	21.01	21.80	0.123	0.15	0.066	0.08	-0.09
0	Body	WCDMA1900	9538	1907.6	RMC	Bottom	10mm	\	\	21.04	21.80	0.771	0.92	0.425	0.51	0.09
0	Body	WCDMA1900	9400	1880	RMC	Bottom	10mm	FIG A.51	\	21.01	21.80	0.798	0.96	0.438	0.53	0.07
0	Body	WCDMA1900	9262	1852.4	RMC	Bottom	10mm	\	\	20.97	21.80	0.794	0.96	0.434	0.53	0.11
0	Body	WCDMA1900	9400	1880	RMC	Front	15mm	\	Note1	23.92	24.80	0.197	0.24	0.121	0.15	0.03
0	Body	WCDMA1900	9538	1907.6	RMC	Rear	15mm	\	Note1	23.92	24.80	0.377	0.46	0.230	0.28	0.14
0	Body	WCDMA1900	9400	1880	RMC	Rear	15mm	\	Note1	23.92	24.80	0.324	0.40	0.200	0.24	0.12
0	Body	WCDMA1900	9262	1852.4	RMC	Rear	15mm	FIG A.52	Note1	23.88	24.80	0.386	0.48	0.235	0.29	0.10
0	Body	WCDMA1900	9400	1880	RMC	Front	15mm	\	Note2	23.56	24.30	0.156	0.18	0.098	0.12	0.09
0	Body	WCDMA1900	9538	1907.6	RMC	Rear	15mm	\	Note2	23.51	24.30	0.305	0.37	0.191	0.23	0.03
0	Body	WCDMA1900	9400	1880	RMC	Rear	15mm	\	Note2	23.56	24.30	0.262	0.31	0.166	0.20	0.15
0	Body	WCDMA1900	9262	1852.4	RMC	Rear	15mm	\	Note2	23.52	24.30	0.312	0.37	0.195	0.23	-0.01

ANT	RF Exposure Conditions	Frequency Band	Channel Number	Frequency (MHz)	Mode/RB	Test setup	Distance	Figure No.	Note	EUT Measured Power (dBm)	Tune up (dBm)	Measured SAR 1g (W/kg)	Calculated SAR 1g (W/kg)	Measured SAR 10g (W/kg)	Calculated SAR 10g (W/kg)	Power Drift
0	Head	LTE Band2	18700	1860	1RB-Middle	Cheek Left	0mm	FIG A.53	\	24.23	24.80	0.051	0.06	0.037	0.04	0.12
0	Head	LTE Band2	18700	1860	1RB-Middle	Tilt Left	0mm	\	\	24.23	24.80	0.029	0.03	0.021	0.02	0.14
0	Head	LTE Band2	18700	1860	1RB-Middle	Cheek Right	0mm	\	\	24.23	24.80	0.039	0.04	0.026	0.03	-0.18
0	Head	LTE Band2	18700	1860	1RB-Middle	Tilt Right	0mm	\	\	24.23	24.80	0.029	0.03	0.021	0.02	-0.19
0	Head	LTE Band2	18700	1860	50RB-High	Cheek Left	0mm	\	\	23.36	23.80	0.043	0.05	0.032	0.04	0.12
0	Head	LTE Band2	18700	1860	50RB-High	Tilt Left	0mm	\	\	23.36	23.80	0.020	0.02	0.016	0.02	-0.05
0	Head	LTE Band2	18700	1860	50RB-High	Cheek Right	0mm	\	\	23.36	23.80	0.026	0.03	0.019	0.02	0.09
0	Head	LTE Band2	18700	1860	50RB-High	Tilt Right	0mm	\	\	23.36	23.80	0.018	0.02	0.013	0.01	0.17
0	Body	LTE Band2	18700	1860	1RB-Low	Front	10mm	\	\	21.22	21.80	0.279	0.32	0.176	0.16	-0.12
0	Body	LTE Band2	18700	1860	1RB-Low	Rear	10mm	\	\	21.22	21.80	0.401	0.46	0.254	0.23	-0.06
0	Body	LTE Band2	18700	1860	1RB-Low	Left	10mm	\	\	21.22	21.80	0.066	0.08	0.045	0.04	0.12
0	Body	LTE Band2	18700	1860	1RB-Low	Right	10mm	\	\	21.22	21.80	0.113	0.13	0.067	0.06	-0.06
0	Body	LTE Band2	19100	1900	1RB-Low	Bottom	10mm	\	\	21.18	21.80	0.729	0.84	0.437	0.06	0.12
0	Body	LTE Band2	18900	1880	1RB-High	Bottom	10mm	\	\	21.15	21.80	0.709	0.82	0.424	0.06	0.09
0	Body	LTE Band2	18700	1860	1RB-Low	Bottom	10mm	\	\	21.22	21.80	0.736	0.84	0.448	0.40	-0.18
0	Body	LTE Band2	19100	1900	50RB-Low	Front	10mm	\	\	21.32	21.80	0.304	0.34	0.194	0.17	-0.18
0	Body	LTE Band2	19100	1900	50RB-Low	Rear	10mm	\	\	21.32	21.80	0.418	0.47	0.270	0.24	0.18
0	Body	LTE Band2	19100	1900	50RB-Low	Left	10mm	\	\	21.32	21.80	0.071	0.08	0.049	0.04	-0.06
0	Body	LTE Band2	19100	1900	50RB-Low	Right	10mm	\	\	21.32	21.80	0.116	0.13	0.070	0.06	0.10
0	Body	LTE Band2	19100	1900	50RB-Low	Bottom	10mm	FIG A.54	\	21.32	21.80	0.774	0.86	0.425	0.06	0.06
0	Body	LTE Band2	18900	1880	50RB-Low	Bottom	10mm	\	\	21.18	21.80	0.731	0.84	0.390	0.06	0.13
0	Body	LTE Band2	18700	1860	50RB-Middle	Bottom	10mm	\	\	21.30	21.80	0.755	0.85	0.401	0.06	0.02
0	Body	LTE Band2	19100	1900	100RB	Bottom	10mm	\	\	21.32	21.80	0.762	0.85	0.408	0.06	0.19
0	Body	LTE Band2	18700	1860	1RB-Middle	Front	15mm	\	\	24.23	24.80	0.188	0.21	0.116	0.13	0.04
0	Body	LTE Band2	18700	1860	1RB-Middle	Rear	15mm	FIG A.55	\	24.23	24.80	0.296	0.34	0.182	0.21	0.14
0	Body	LTE Band2	18700	1860	50RB-High	Front	15mm	\	\	23.36	23.80	0.152	0.17	0.094	0.10	-0.14
0	Body	LTE Band2	18700	1860	50RB-High	Rear	15mm	\	\	23.36	23.80	0.244	0.27	0.149	0.16	0.15

ANT	RF Exposure Conditions	Frequency Band	Channel Number	Frequency (MHz)	Mode/RB	Test setup	Distance	Figure No.	Note	EUT Measured Power (dBm)	Tune up (dBm)	Measured SAR 1g (W/kg)	Calculated SAR 1g (W/kg)	Measured SAR 10g (W/kg)	Calculated SAR 10g (W/kg)	Power Drift
0	Head	LTE Band7	21350	2560	1RB-High	Cheek Left	0mm	\	\	23.35	23.80	0.029	0.03	0.016	0.02	-0.10
0	Head	LTE Band7	21350	2560	1RB-High	Tilt Left	0mm	\	\	23.35	23.80	0.014	0.02	0.006	0.01	-0.08
0	Head	LTE Band7	21350	2560	1RB-High	Cheek Right	0mm	FIG A.56	\	23.35	23.80	0.049	0.05	0.027	0.03	0.16
0	Head	LTE Band7	21350	2560	1RB-High	Tilt Right	0mm	\	\	23.35	23.80	0.021	0.02	0.009	0.01	-0.06
0	Head	LTE Band7	21350	2560	50RB-Middle	Cheek Left	0mm	\	\	22.49	22.80	0.020	0.02	0.013	0.01	-0.08
0	Head	LTE Band7	21350	2560	50RB-Middle	Tilt Left	0mm	\	\	22.49	22.80	0.012	0.01	0.004	0.00	0.07
0	Head	LTE Band7	21350	2560	50RB-Middle	Cheek Right	0mm	\	\	22.49	22.80	0.042	0.05	0.019	0.02	-0.01
0	Head	LTE Band7	21350	2560	50RB-Middle	Tilt Right	0mm	\	\	22.49	22.80	0.013	0.01	0.007	0.01	0.05
0	Body	LTE Band7	21100	2535	1RB-High	Front	10mm	\	\	23.35	23.80	0.129	0.14	0.059	0.07	0.01
0	Body	LTE Band7	21100	2535	1RB-High	Rear	10mm	FIG A.57	\	23.35	23.80	0.497	0.55	0.211	0.23	0.04
0	Body	LTE Band7	21100	2535	1RB-High	Left	10mm	\	\	23.35	23.80	0.106	0.12	0.054	0.06	0.18
0	Body	LTE Band7	21100	2535	1RB-High	Right	10mm	\	\	23.35	23.80	0.055	0.06	0.026	0.03	0.17
0	Body	LTE Band7	21100	2535	1RB-High	Bottom	10mm	\	\	23.35	23.80	0.397	0.44	0.180	0.20	0.17
0	Body	LTE Band7	21350	2560	50RB-Middle	Front	10mm	\	\	22.49	22.80	0.102	0.11	0.047	0.05	-0.14
0	Body	LTE Band7	21350	2560	50RB-Middle	Rear	10mm	\	\	22.49	22.80	0.369	0.40	0.194	0.21	0.10
0	Body	LTE Band7	21350	2560	50RB-Middle	Left	10mm	\	\	22.49	22.80	0.080	0.09	0.039	0.04	0.17
0	Body	LTE Band7	21350	2560	50RB-Middle	Right	10mm	\	\	22.49	22.80	0.044	0.05	0.020	0.02	0.17
0	Body	LTE Band7	21350	2560	50RB-Middle	Bottom	10mm	\	\	22.49	22.80	0.305	0.33	0.138	0.15	-0.12
0	Head	LTE Band12	23060	704	1RB-Low	Cheek Left	0mm	\	\	24.64	25.00	0.055	0.06	0.067	0.07	-0.18
0	Head	LTE Band12	23060	704	1RB-Low	Tilt Left	0mm	\	\	24.64	25.00	0.021	0.02	0.026	0.03	0.08
0	Head	LTE Band12	23060	704	1RB-Low	Cheek Right	0mm	FIG A.58	\	24.64	25.00	0.126	0.14	0.101	0.11	0.14
0	Head	LTE Band12	23060	704	1RB-Low	Tilt Right	0mm	\	\	24.64	25.00	0.028	0.03	0.027	0.03	-0.16
0	Head	LTE Band12	23060	704	25RB-Middle	Cheek Left	0mm	\	\	23.65	24.00	0.024	0.03	0.030	0.03	0.06
0	Head	LTE Band12	23060	704	25RB-Middle	Tilt Left	0mm	\	\	23.65	24.00	0.015	0.02	0.019	0.02	-0.03
0	Head	LTE Band12	23060	704	25RB-Middle	Cheek Right	0mm	\	\	23.65	24.00	0.094	0.10	0.075	0.08	-0.17
0	Head	LTE Band12	23060	704	25RB-Middle	Tilt Right	0mm	\	\	23.65	24.00	0.021	0.02	0.020	0.02	0.16
0	Body	LTE Band12	23060	704	1RB-Low	Front	10mm	\	\	24.64	25.00	0.089	0.10	0.067	0.07	0.07
0	Body	LTE Band12	23060	704	1RB-Low	Rear	10mm	\	\	24.64	25.00	0.119	0.13	0.089	0.10	-0.18
0	Body	LTE Band12	23060	704	1RB-Low	Left	10mm	FIG A.59	\	24.64	25.00	0.171	0.19	0.121	0.13	0.02
0	Body	LTE Band12	23060	704	1RB-Low	Right	10mm	\	\	24.64	25.00	0.090	0.10	0.064	0.07	-0.19
0	Body	LTE Band12	23060	704	1RB-Low	Bottom	10mm	\	\	24.64	25.00	0.090	0.10	0.051	0.06	-0.10
0	Body	LTE Band12	23060	704	25RB-Middle	Front	10mm	\	\	23.65	24.00	0.064	0.07	0.049	0.05	-0.14
0	Body	LTE Band12	23060	704	25RB-Middle	Rear	10mm	\	\	23.65	24.00	0.086	0.09	0.065	0.07	0.16
0	Body	LTE Band12	23060	704	25RB-Middle	Left	10mm	\	\	23.65	24.00	0.123	0.13	0.087	0.09	-0.19
0	Body	LTE Band12	23060	704	25RB-Middle	Right	10mm	\	\	23.65	24.00	0.065	0.07	0.046	0.05	0.06
0	Body	LTE Band12	23060	704	25RB-Middle	Bottom	10mm	\	\	23.65	24.00	0.068	0.07	0.040	0.04	0.15

ANT	RF Exposure Conditions	Frequency Band	Channel Number	Frequency (MHz)	Mode/RB	Test setup	Distance	Figure No.	Note	EUT Measured Power (dBm)	Tune up (dBm)	Measured SAR 1g (W/kg)	Calculated SAR 1g (W/kg)	Measured SAR 10g (W/kg)	Calculated SAR 10g (W/kg)	Power Drift
0	Head	LTE Band13	23230	782	1RB-Middle	Cheek Left	0mm	\	\	23.26	24.50	0.009	0.01	0.005	0.01	0.03
0	Head	LTE Band13	23230	782	1RB-Middle	Tilt Left	0mm	\	\	23.26	24.50	0.007	0.01	0.003	0.00	-0.19
0	Head	LTE Band13	23230	782	1RB-Middle	Cheek Right	0mm	FIG A.60	\	23.26	24.50	0.011	0.01	0.009	0.01	0.16
0	Head	LTE Band13	23230	782	1RB-Middle	Tilt Right	0mm	\	\	23.26	24.50	0.007	0.01	0.002	0.00	0.15
0	Head	LTE Band13	23230	782	25RB-Low	Cheek Left	0mm	\	\	22.49	23.50	0.008	0.01	0.004	0.01	-0.19
0	Head	LTE Band13	23230	782	25RB-Low	Tilt Left	0mm	\	\	22.49	23.50	0.006	0.01	0.002	0.00	-0.03
0	Head	LTE Band13	23230	782	25RB-Low	Cheek Right	0mm	\	\	22.49	23.50	0.007	0.01	0.002	0.00	0.06
0	Head	LTE Band13	23230	782	25RB-Low	Tilt Right	0mm	\	\	22.49	23.50	0.006	0.01	0.002	0.00	-0.12
0	Body	LTE Band13	23230	782	1RB-Middle	Front	10mm	\	\	23.26	24.50	0.009	0.01	0.007	0.01	0.16
0	Body	LTE Band13	23230	782	1RB-Middle	Rear	10mm	\	\	23.26	24.50	0.011	0.01	0.008	0.01	-0.03
0	Body	LTE Band13	23230	782	1RB-Middle	Left	10mm	FIG A.61	\	23.26	24.50	0.015	0.02	0.010	0.01	0.15
0	Body	LTE Band13	23230	782	1RB-Middle	Right	10mm	\	\	23.26	24.50	<0.01	<0.01	<0.01	<0.01	
0	Body	LTE Band13	23230	782	1RB-Middle	Bottom	10mm	\	\	23.26	24.50	<0.01	<0.01	<0.01	<0.01	
0	Body	LTE Band13	23230	782	25RB-Low	Front	10mm	\	\	22.49	23.50	0.009	0.01	0.007	0.01	0.19
0	Body	LTE Band13	23230	782	25RB-Low	Rear	10mm	\	\	22.49	23.50	0.010	0.01	0.070	0.09	-0.13
0	Body	LTE Band13	23230	782	25RB-Low	Left	10mm	\	\	22.49	23.50	0.010	0.01	0.008	0.01	-0.19
0	Body	LTE Band13	23230	782	25RB-Low	Right	10mm	\	\	22.49	23.50	<0.01	<0.01	<0.01	<0.01	
0	Body	LTE Band13	23230	782	25RB-Low	Bottom	10mm	\	\	22.49	23.50	<0.01	<0.01	<0.01	<0.01	
0	Head	LTE Band25	26140	1860	1RB-Low	Cheek Left	0mm	\	\	24.36	24.80	0.058	0.06	0.035	0.04	0.05
0	Head	LTE Band25	26140	1860	1RB-Low	Tilt Left	0mm	\	\	24.36	24.80	0.054	0.06	0.033	0.04	-0.14
0	Head	LTE Band25	26140	1860	1RB-Low	Cheek Right	0mm	FIG A.62	\	24.36	24.80	0.063	0.07	0.039	0.04	0.19
0	Head	LTE Band25	26140	1860	1RB-Low	Tilt Right	0mm	\	\	24.36	24.80	0.054	0.06	0.027	0.03	-0.09
0	Head	LTE Band25	26590	1905	50RB-Low	Cheek Left	0mm	\	\	23.43	23.80	0.058	0.06	0.034	0.04	0.18
0	Head	LTE Band25	26590	1905	50RB-Low	Tilt Left	0mm	\	\	23.43	23.80	0.046	0.05	0.028	0.03	0.08
0	Head	LTE Band25	26590	1905	50RB-Low	Cheek Right	0mm	\	\	23.43	23.80	0.060	0.07	0.034	0.04	0.18
0	Head	LTE Band25	26590	1905	50RB-Low	Tilt Right	0mm	\	\	23.43	23.80	0.047	0.05	0.025	0.03	-0.09
0	Body	LTE Band25	26365	1882.5	1RB-Low	Front	10mm	\	\	20.74	21.30	0.177	0.20	0.100	0.11	0.15
0	Body	LTE Band25	26365	1882.5	1RB-Low	Rear	10mm	\	\	20.74	21.30	0.245	0.28	0.140	0.16	-0.07
0	Body	LTE Band25	26365	1882.5	1RB-Low	Left	10mm	\	\	20.74	21.30	0.042	0.05	0.025	0.03	0.01
0	Body	LTE Band25	26365	1882.5	1RB-Low	Right	10mm	\	\	20.74	21.30	0.065	0.07	0.034	0.04	0.01
0	Body	LTE Band25	26365	1882.5	1RB-Low	Bottom	10mm	FIG A.63	\	20.74	21.30	0.465	0.53	0.246	0.28	-0.10
0	Body	LTE Band25	26590	1905	50RB-Low	Front	10mm	\	\	20.90	21.30	0.179	0.20	0.101	0.11	-0.18
0	Body	LTE Band25	26590	1905	50RB-Low	Rear	10mm	\	\	20.90	21.30	0.250	0.27	0.142	0.16	-0.02
0	Body	LTE Band25	26590	1905	50RB-Low	Left	10mm	\	\	20.90	21.30	0.041	0.04	0.025	0.03	-0.01
0	Body	LTE Band25	26590	1905	50RB-Low	Right	10mm	\	\	20.90	21.30	0.065	0.07	0.034	0.04	-0.13
0	Body	LTE Band25	26590	1905	50RB-Low	Bottom	10mm	\	\	20.90	21.30	0.469	0.51	0.249	0.27	-0.11
0	Body	LTE Band25	26140	1860	1RB-Low	Front	15mm	\	\	24.36	24.80	0.212	0.23	0.130	0.14	-0.11
0	Body	LTE Band25	26140	1860	1RB-Low	Rear	15mm	FIG A.64	\	24.36	24.80	0.306	0.34	0.189	0.21	0.07
0	Body	LTE Band25	26590	1905	50RB-Low	Front	15mm	\	\	23.43	23.80	0.167	0.18	0.104	0.11	-0.13
0	Body	LTE Band25	26590	1905	50RB-Low	Rear	15mm	\	\	23.43	23.80	0.247	0.27	0.155	0.17	-0.04



ANT	RF Exposure Conditions	Frequency Band	Channel Number	Frequency (MHz)	Mode/RB	Test setup	Distance	Figure No.	Note	EUT Measured Power (dBm)	Tune up (dBm)	Measured SAR 1g (W/kg)	Calculated SAR 1g (W/kg)	Measured SAR 10g (W/kg)	Calculated SAR 10g (W/kg)	Power Drift
0	Head	LTE Band26	26775	822.5	1RB-Low	Cheek Left	0mm	\	\	23.99	25.00	0.103	0.13	0.118	0.15	-0.08
0	Head	LTE Band26	26775	822.5	1RB-Low	Tilt Left	0mm	\	\	23.99	25.00	0.070	0.09	0.081	0.10	-0.12
0	Head	LTE Band26	26775	822.5	1RB-Low	Cheek Right	0mm	FIG A.65	\	23.99	25.00	0.212	0.27	0.166	0.21	0.12
0	Head	LTE Band26	26775	822.5	1RB-Low	Tilt Right	0mm	\	\	23.99	25.00	0.040	0.05	0.037	0.05	-0.08
0	Head	LTE Band26	26865	831.5	36RB-Low	Cheek Left	0mm	\	\	23.05	24.00	0.098	0.12	0.111	0.14	0.17
0	Head	LTE Band26	26865	831.5	36RB-Low	Tilt Left	0mm	\	\	23.05	24.00	0.053	0.07	0.061	0.08	-0.16
0	Head	LTE Band26	26865	831.5	36RB-Low	Cheek Right	0mm	\	\	23.05	24.00	0.162	0.20	0.125	0.16	0.12
0	Head	LTE Band26	26865	831.5	36RB-Low	Tilt Right	0mm	\	\	23.05	24.00	0.031	0.04	0.029	0.04	-0.09
0	Body	LTE Band26	26775	822.5	1RB-Low	Front	10mm	\	\	23.99	25.00	0.189	0.24	0.124	0.16	-0.12
0	Body	LTE Band26	26775	822.5	1RB-Low	Rear	10mm	FIG A.66	\	23.99	25.00	0.292	0.37	0.173	0.22	-0.03
0	Body	LTE Band26	26775	822.5	1RB-Low	Left	10mm	\	\	23.99	25.00	0.248	0.31	0.174	0.22	-0.11
0	Body	LTE Band26	26775	822.5	1RB-Low	Right	10mm	\	\	23.99	25.00	0.133	0.17	0.093	0.12	0.18
0	Body	LTE Band26	26775	822.5	1RB-Low	Bottom	10mm	\	\	23.99	25.00	0.216	0.27	0.121	0.15	0.14
0	Body	LTE Band26	26865	831.5	36RB-Low	Front	10mm	\	\	23.05	24.00	0.148	0.18	0.096	0.12	-0.08
0	Body	LTE Band26	26865	831.5	36RB-Low	Rear	10mm	\	\	23.05	24.00	0.241	0.30	0.141	0.18	0.01
0	Body	LTE Band26	26865	831.5	36RB-Low	Left	10mm	\	\	23.05	24.00	0.178	0.22	0.125	0.16	0.19
0	Body	LTE Band26	26865	831.5	36RB-Low	Right	10mm	\	\	23.05	24.00	0.091	0.11	0.063	0.08	-0.11
0	Body	LTE Band26	26865	831.5	36RB-Low	Bottom	10mm	\	\	23.05	24.00	0.182	0.23	0.101	0.13	0.09
0	Head	LTE Band38	38000	2595	1RB-Low	Cheek Left	0mm	\	\	23.86	24.00	0.017	0.02	0.010	0.01	0.19
0	Head	LTE Band38	38000	2595	1RB-Low	Tilt Left	0mm	\	\	23.86	24.00	0.012	0.01	0.009	0.01	0.11
0	Head	LTE Band38	38000	2595	1RB-Low	Cheek Right	0mm	\	\	23.86	24.00	0.027	0.03	0.014	0.01	0.15
0	Head	LTE Band38	38000	2595	1RB-Low	Tilt Right	0mm	FIG A.67	\	23.86	24.00	0.030	0.03	0.015	0.02	0.06
0	Head	LTE Band38	38000	2595	50RB-Middle	Cheek Left	0mm	\	\	22.87	23.00	0.015	0.02	0.008	0.01	-0.04
0	Head	LTE Band38	38000	2595	50RB-Middle	Tilt Left	0mm	\	\	22.87	23.00	0.012	0.01	0.009	0.01	-0.10
0	Head	LTE Band38	38000	2595	50RB-Middle	Cheek Right	0mm	\	\	22.87	23.00	0.022	0.02	0.011	0.01	0.08
0	Head	LTE Band38	38000	2595	50RB-Middle	Tilt Right	0mm	\	\	22.87	23.00	0.027	0.03	0.013	0.01	-0.19
0	Body	LTE Band38	38000	2595	1RB-Low	Front	10mm	\	\	23.86	24.00	0.162	0.17	0.089	0.09	-0.05
0	Body	LTE Band38	38000	2595	1RB-Low	Rear	10mm	FIG A.68	\	23.86	24.00	0.244	0.25	0.134	0.14	0.11
0	Body	LTE Band38	38000	2595	1RB-Low	Left	10mm	\	\	23.86	24.00	0.031	0.03	0.019	0.02	-0.07
0	Body	LTE Band38	38000	2595	1RB-Low	Right	10mm	\	\	23.86	24.00	0.094	0.10	0.049	0.05	0.10
0	Body	LTE Band38	38000	2595	1RB-Low	Bottom	10mm	\	\	23.86	24.00	0.128	0.13	0.067	0.07	-0.02
0	Body	LTE Band38	38000	2595	50RB-Middle	Front	10mm	\	\	22.87	23.00	0.193	0.13	0.072	0.07	0.08
0	Body	LTE Band38	38000	2595	50RB-Middle	Rear	10mm	\	\	22.87	23.00	0.131	0.20	0.106	0.11	0.02
0	Body	LTE Band38	38000	2595	50RB-Middle	Left	10mm	\	\	22.87	23.00	0.031	0.03	0.018	0.02	0.13
0	Body	LTE Band38	38000	2595	50RB-Middle	Right	10mm	\	\	22.87	23.00	0.074	0.08	0.039	0.04	0.14
0	Body	LTE Band38	38000	2595	50RB-Middle	Bottom	10mm	\	\	22.87	23.00	0.104	0.11	0.054	0.06	-0.17



ANT	RF Exposure Conditions	Frequency Band	Channel Number	Frequency (MHz)	Mode/RB	Test setup	Distance	Figure No.	Note	EUT Measured Power (dBm)	Tune up (dBm)	Measured SAR _{10g} (W/kg)	Calculated SAR _{10g} (W/kg)	Measured SAR _{10g} (W/kg)	Calculated SAR _{10g} (W/kg)	Power Drift
0	Head	LTE Band41	41055	2636.5	1RB-Low	Cheek Left	0mm	\	\	26.60	27.00	0.080	0.09	0.046	0.05	-0.09
0	Head	LTE Band41	41055	2636.5	1RB-Low	Tilt Left	0mm	\	\	26.60	27.00	0.083	0.09	0.047	0.05	-0.03
0	Head	LTE Band41	41055	2636.5	1RB-Low	Cheek Right	0mm	FIG A.69	\	26.60	27.00	0.160	0.18	0.088	0.10	0.17
0	Head	LTE Band41	41055	2636.5	1RB-Low	Tilt Right	0mm	\	\	26.60	27.00	0.066	0.07	0.036	0.04	0.03
0	Head	LTE Band41	41490	2680	50RB-Middle	Cheek Left	0mm	\	\	25.56	26.00	0.088	0.10	0.047	0.05	0.01
0	Head	LTE Band41	41490	2680	50RB-Middle	Tilt Left	0mm	\	\	25.56	26.00	0.065	0.07	0.038	0.04	-0.14
0	Head	LTE Band41	41490	2680	50RB-Middle	Cheek Right	0mm	\	\	25.56	26.00	0.126	0.14	0.068	0.08	-0.18
0	Head	LTE Band41	41490	2680	50RB-Middle	Tilt Right	0mm	\	\	25.56	26.00	0.053	0.06	0.029	0.03	-0.09
0	Head	LTE Band41	41490	2680	1RB-Low	Cheek Right	0mm	ULCA	\	26.11	27.00	0.131	0.16	0.069	0.08	0.02
0	Body	LTE Band41	41055	2636.5	1RB-Low	Front	10mm	\	\	26.60	27.00	0.302	0.33	0.154	0.17	0.18
0	Body	LTE Band41	41055	2636.5	1RB-Low	Rear	10mm	FIG A.70	\	26.60	27.00	0.658	0.72	0.294	0.32	-0.03
0	Body	LTE Band41	41055	2636.5	1RB-Low	Left	10mm	\	\	26.60	27.00	0.213	0.23	0.103	0.11	-0.01
0	Body	LTE Band41	41055	2636.5	1RB-Low	Right	10mm	\	\	26.60	27.00	0.130	0.14	0.062	0.07	-0.06
0	Body	LTE Band41	41055	2636.5	1RB-Low	Bottom	10mm	\	\	26.60	27.00	0.638	0.70	0.287	0.31	0.16
0	Body	LTE Band41	41490	2680	50RB-Middle	Front	10mm	\	\	25.56	26.00	0.247	0.27	0.127	0.14	0.01
0	Body	LTE Band41	41490	2680	50RB-Middle	Rear	10mm	\	\	25.56	26.00	0.542	0.60	0.232	0.26	-0.08
0	Body	LTE Band41	41490	2680	50RB-Middle	Left	10mm	\	\	25.56	26.00	0.162	0.18	0.081	0.09	0.11
0	Body	LTE Band41	41490	2680	50RB-Middle	Right	10mm	\	\	25.56	26.00	0.137	0.15	0.068	0.08	-0.07
0	Body	LTE Band41	41490	2680	50RB-Middle	Bottom	10mm	\	\	25.56	26.00	0.560	0.62	0.246	0.27	0.08
0	Body	LTE Band41	41490	2680	1RB-Low	Rear	10mm	ULCA	\	26.11	27.00	0.536	0.66	0.251	0.31	0.15
0	Head	LTE Band66	132322	1745	1RB-High	Cheek Left	0mm	\	\	24.67	24.80	0.040	0.04	0.026	0.03	-0.03
0	Head	LTE Band66	132322	1745	1RB-High	Tilt Left	0mm	FIG A.71	\	24.67	24.80	0.071	0.07	0.045	0.05	0.13
0	Head	LTE Band66	132322	1745	1RB-High	Cheek Right	0mm	\	\	24.67	24.80	0.041	0.04	0.020	0.02	0.19
0	Head	LTE Band66	132322	1745	1RB-High	Tilt Right	0mm	\	\	24.67	24.80	0.032	0.03	0.015	0.02	-0.19
0	Head	LTE Band66	132322	1745	50RB-Middle	Cheek Left	0mm	\	\	23.69	23.80	0.034	0.03	0.022	0.02	0.13
0	Head	LTE Band66	132322	1745	50RB-Middle	Tilt Left	0mm	\	\	23.69	23.80	0.057	0.06	0.036	0.04	-0.15
0	Head	LTE Band66	132322	1745	50RB-Middle	Cheek Right	0mm	\	\	23.69	23.80	0.038	0.04	0.017	0.02	0.12
0	Head	LTE Band66	132322	1745	50RB-Middle	Tilt Right	0mm	\	\	23.69	23.80	0.029	0.03	0.013	0.01	0.11
0	Body	LTE Band66	132322	1745	1RB-High	Front	10mm	\	\	22.87	23.30	0.193	0.21	0.114	0.13	-0.02
0	Body	LTE Band66	132322	1745	1RB-High	Rear	10mm	\	\	22.87	23.30	0.310	0.34	0.186	0.21	0.04
0	Body	LTE Band66	132322	1745	1RB-High	Left	10mm	\	\	22.87	23.30	0.033	0.04	0.021	0.02	0.13
0	Body	LTE Band66	132322	1745	1RB-High	Right	10mm	\	\	22.87	23.30	0.091	0.10	0.050	0.06	-0.11
0	Body	LTE Band66	132322	1745	1RB-High	Bottom	10mm	\	\	22.87	23.30	0.442	0.49	0.253	0.28	-0.03
0	Body	LTE Band66	132572	1770	50RB-Middle	Front	10mm	\	\	22.92	23.30	0.192	0.21	0.114	0.12	-0.01
0	Body	LTE Band66	132572	1770	50RB-Middle	Rear	10mm	\	\	22.92	23.30	0.297	0.32	0.180	0.20	-0.15
0	Body	LTE Band66	132572	1770	50RB-Middle	Left	10mm	\	\	22.92	23.30	0.031	0.03	0.020	0.02	0.14
0	Body	LTE Band66	132572	1770	50RB-Middle	Right	10mm	\	\	22.92	23.30	0.082	0.09	0.046	0.05	0.04
0	Body	LTE Band66	132572	1770	50RB-Middle	Bottom	10mm	FIG A.72	\	22.92	23.30	0.453	0.49	0.261	0.28	0.09
0	Body	LTE Band66	132322	1745	1RB-High	Front	15mm	\	Note1	24.67	24.80	0.175	0.18	0.103	0.11	-0.07
0	Body	LTE Band66	132322	1745	1RB-High	Rear	15mm	\	Note1	24.67	24.80	0.278	0.29	0.169	0.17	0.16
0	Body	LTE Band66	132322	1745	50RB-Middle	Front	15mm	\	Note1	23.69	23.80	0.146	0.15	0.086	0.09	0.12
0	Body	LTE Band66	132322	1745	50RB-Middle	Rear	15mm	\	Note1	23.69	23.80	0.230	0.24	0.140	0.14	0.13
0	Body	LTE Band66	132322	1745	1RB-Middle	Front	15mm	\	Note2	23.92	24.30	0.207	0.23	0.123	0.13	0.12
0	Body	LTE Band66	132322	1745	1RB-Middle	Rear	15mm	\	Note2	23.92	24.30	0.335	0.37	0.206	0.22	0.03
0	Body	LTE Band66	132072	1720	50RB-Low	Front	15mm	\	Note2	23.46	24.30	0.229	0.28	0.136	0.17	0.19
0	Body	LTE Band66	132072	1720	50RB-Low	Rear	15mm	FIG A.73	Note2	23.46	24.30	0.362	0.44	0.223	0.27	0.14
0	Head	LTE Band71	133222	673	1RB-Low	Cheek Left	0mm	\	\	23.88	25.00	0.025	0.03	0.033	0.04	-0.04
0	Head	LTE Band71	133222	673	1RB-Low	Tilt Left	0mm	\	\	23.88	25.00	0.022	0.03	0.029	0.04	0.02
0	Head	LTE Band71	133222	673	1RB-Low	Cheek Right	0mm	FIG A.74	\	23.88	25.00	0.072	0.09	0.059	0.08	-0.14
0	Head	LTE Band71	133222	673	1RB-Low	Tilt Right	0mm	\	\	23.88	25.00	0.020	0.03	0.020	0.03	0.04
0	Head	LTE Band71	133222	673	50RB-Low	Cheek Left	0mm	\	\	22.84	24.00	0.022	0.03	0.028	0.04	-0.05
0	Head	LTE Band71	133222	673	50RB-Low	Tilt Left	0mm	\	\	22.84	24.00	0.019	0.02	0.024	0.03	0.15
0	Head	LTE Band71	133222	673	50RB-Low	Cheek Right	0mm	\	\	22.84	24.00	0.064	0.08	0.052	0.07	-0.18
0	Head	LTE Band71	133222	673	50RB-Low	Tilt Right	0mm	\	\	22.84	24.00	0.018	0.02	0.018	0.02	0.15
0	Body	LTE Band71	133222	673	1RB-Low	Front	10mm	\	\	23.88	25.00	0.185	0.24	0.136	0.18	-0.12
0	Body	LTE Band71	133222	673	1RB-Low	Rear	10mm	\	\	23.88	25.00	0.219	0.28	0.166	0.21	0.02
0	Body	LTE Band71	133222	673	1RB-Low	Left	10mm	FIG A.75	\	23.88	25.00	0.307	0.40	0.217	0.28	0.07
0	Body	LTE Band71	133222	673	1RB-Low	Right	10mm	\	\	23.88	25.00	0.139	0.18	0.097	0.13	0.03
0	Body	LTE Band71	133222	673	1RB-Low	Bottom	10mm	\	\	23.88	25.00	0.116	0.15	0.067	0.09	0.08
0	Body	LTE Band71	133222	673	50RB-Low	Front	10mm	\	\	22.84	24.00	0.111	0.14	0.078	0.10	0.05
0	Body	LTE Band71	133222	673	50RB-Low	Rear	10mm	\	\	22.84	24.00	0.154	0.20	0.114	0.15	-0.17
0	Body	LTE Band71	133222	673	50RB-Low	Left	10mm	\	\	22.84	24.00	0.126	0.28	0.146	0.19	0.08
0	Body	LTE Band71	133222	673	50RB-Low	Right	10mm	\	\	22.84	24.00	0.213	0.17	0.089	0.12	0.07
0	Body	LTE Band71	133222	673	50RB-Low	Bottom	10mm	\	\	22.84	24.00	0.098	0.13	0.056	0.07	-0.17

ANT4

ANT	RF Exposure Conditions	Frequency Band	Channel Number	Frequency (MHz)	Mode/RB	Test setup	Distance	Figure No.	Note	EUT Measured Power (dBm)	Tune up (dBm)	Measured SAR 1g (W/kg)	Calculated SAR 1g (W/kg)	Measured SAR 10g (W/kg)	Calculated SAR 10g (W/kg)	Power Drift
4	Head	LTE Band2	18900	1880	1RB-Low	Cheek Left	0mm	\	\	23.46	24.1	0.018	0.02	0.007	0.01	0.13
4	Head	LTE Band2	18900	1880	1RB-Low	Tilt Left	0mm	\	\	23.46	24.1	<0.01	<0.01	<0.01	<0.01	
4	Head	LTE Band2	18900	1880	1RB-Low	Cheek Right	0mm	FIG A.76	\	23.46	24.1	0.022	0.03	0.01	0.01	0.16
4	Head	LTE Band2	18900	1880	1RB-Low	Tilt Right	0mm	\	\	23.46	24.1	<0.01	<0.01	<0.01	<0.01	
4	Head	LTE Band2	19100	1900	50RB-Low	Cheek Left	0mm	\	\	22.59	23.1	<0.01	<0.01	<0.01	<0.01	
4	Head	LTE Band2	19100	1900	50RB-Low	Tilt Left	0mm	\	\	22.59	23.1	<0.01	<0.01	<0.01	<0.01	
4	Head	LTE Band2	19100	1900	50RB-Low	Cheek Right	0mm	\	\	22.59	23.1	<0.01	<0.01	<0.01	<0.01	
4	Head	LTE Band2	19100	1900	50RB-Low	Tilt Right	0mm	\	\	22.59	23.1	<0.01	<0.01	<0.01	<0.01	
4	Body	LTE Band2	18900	1880	1RB-Low	Front	10mm	\	\	23.46	24.1	<0.01	<0.01	<0.01	<0.01	
4	Body	LTE Band2	18900	1880	1RB-Low	Rear	10mm	FIG A.77	\	23.46	24.1	0.034	0.04	0.02	0.02	0.13
4	Body	LTE Band2	18900	1880	1RB-Low	Left	10mm	\	\	23.46	24.1	0.015	0.02	0.008	0.01	0.18
4	Body	LTE Band2	18900	1880	1RB-Low	Top	10mm	\	\	23.46	24.1	<0.01	<0.01	<0.01	<0.01	
4	Body	LTE Band2	19100	1900	50RB-Low	Front	10mm	\	\	22.59	23.1	<0.01	<0.01	<0.01	<0.01	
4	Body	LTE Band2	19100	1900	50RB-Low	Rear	10mm	\	\	22.59	23.1	0.029	0.03	0.017	0.02	0.17
4	Body	LTE Band2	19100	1900	50RB-Low	Left	10mm	\	\	22.59	23.1	0.011	0.01	0.006	0.01	0.12
4	Body	LTE Band2	19100	1900	50RB-Low	Top	10mm	\	\	22.59	23.1	<0.01	<0.01	<0.01	<0.01	
4	Head	LTE Band25	26365	1882.5	1RB-Low	Cheek Left	0mm	\	\	23.58	24.1	0.017	0.02	0.007	0.01	0.13
4	Head	LTE Band25	26365	1882.5	1RB-Low	Tilt Left	0mm	\	\	23.58	24.1	<0.01	<0.01	<0.01	<0.01	
4	Head	LTE Band25	26365	1882.5	1RB-Low	Cheek Right	0mm	FIG A.78	\	23.58	24.1	0.02	0.02	0.01	0.01	0.16
4	Head	LTE Band25	26365	1882.5	1RB-Low	Tilt Right	0mm	\	\	23.58	24.1	<0.01	<0.01	<0.01	<0.01	
4	Head	LTE Band25	26140	1860	50RB-Middle	Cheek Left	0mm	\	\	22.66	23.1	<0.01	<0.01	<0.01	<0.01	
4	Head	LTE Band25	26140	1860	50RB-Middle	Tilt Left	0mm	\	\	22.66	23.1	<0.01	<0.01	<0.01	<0.01	
4	Head	LTE Band25	26140	1860	50RB-Middle	Cheek Right	0mm	\	\	22.66	23.1	<0.01	<0.01	<0.01	<0.01	
4	Head	LTE Band25	26140	1860	50RB-Middle	Tilt Right	0mm	\	\	22.66	23.1	<0.01	<0.01	<0.01	<0.01	
4	Body	LTE Band25	26365	1882.5	1RB-Low	Front	10mm	\	\	23.58	24.1	<0.01	<0.01	<0.01	<0.01	
4	Body	LTE Band25	26365	1882.5	1RB-Low	Rear	10mm	FIG A.79	\	23.58	24.1	0.041	0.05	0.023	0.03	-0.15
4	Body	LTE Band25	26365	1882.5	1RB-Low	Left	10mm	\	\	23.58	24.1	0.015	0.02	0.008	0.01	0.16
4	Body	LTE Band25	26365	1882.5	1RB-Low	Top	10mm	\	\	23.58	24.1	<0.01	<0.01	<0.01	<0.01	
4	Body	LTE Band25	26140	1860	50RB-Middle	Front	10mm	\	\	22.66	23.1	<0.01	<0.01	<0.01	<0.01	
4	Body	LTE Band25	26140	1860	50RB-Middle	Rear	10mm	\	\	22.66	23.1	0.036	0.04	0.019	0.02	0.13
4	Body	LTE Band25	26140	1860	50RB-Middle	Left	10mm	\	\	22.66	23.1	0.011	0.01	0.007	0.01	0.15
4	Body	LTE Band25	26140	1860	50RB-Middle	Top	10mm	\	\	22.66	23.1	<0.01	<0.01	<0.01	<0.01	
4	Head	LTE Band66	132072	1720	1RB-Low	Cheek Left	0mm	\	\	23.81	24.2	0.013	0.01	0.006	0.01	-0.06
4	Head	LTE Band66	132072	1720	1RB-Low	Tilt Left	0mm	\	\	23.81	24.2	<0.01	<0.01	<0.01	<0.01	
4	Head	LTE Band66	132072	1720	1RB-Low	Cheek Right	0mm	FIG A.80	\	23.81	24.2	0.023	0.03	0.012	0.01	0.12
4	Head	LTE Band66	132072	1720	1RB-Low	Tilt Right	0mm	\	\	23.81	24.2	<0.01	<0.01	<0.01	<0.01	
4	Head	LTE Band66	132072	1720	50RB-Middle	Cheek Left	0mm	\	\	22.84	23.2	<0.01	<0.01	<0.01	<0.01	
4	Head	LTE Band66	132072	1720	50RB-Middle	Tilt Left	0mm	\	\	22.84	23.2	<0.01	<0.01	<0.01	<0.01	
4	Head	LTE Band66	132072	1720	50RB-Middle	Cheek Right	0mm	\	\	22.84	23.2	<0.01	<0.01	<0.01	<0.01	
4	Head	LTE Band66	132072	1720	50RB-Middle	Tilt Right	0mm	\	\	22.84	23.2	<0.01	<0.01	<0.01	<0.01	
4	Body	LTE Band66	132072	1720	1RB-Low	Front	10mm	\	\	23.81	24.2	<0.01	<0.01	<0.01	<0.01	
4	Body	LTE Band66	132072	1720	1RB-Low	Rear	10mm	FIG A.81	\	23.81	24.2	0.037	0.04	0.021	0.02	-0.03
4	Body	LTE Band66	132072	1720	1RB-Low	Left	10mm	\	\	23.81	24.2	0.011	0.01	0.006	0.01	0.15
4	Body	LTE Band66	132072	1720	1RB-Low	Top	10mm	\	\	23.81	24.2	<0.01	<0.01	<0.01	<0.01	
4	Body	LTE Band66	132072	1720	50RB-Middle	Front	10mm	\	\	22.84	23.2	<0.01	<0.01	<0.01	<0.01	
4	Body	LTE Band66	132072	1720	50RB-Middle	Rear	10mm	\	\	22.84	23.2	0.029	0.03	0.017	0.02	0.16
4	Body	LTE Band66	132072	1720	50RB-Middle	Left	10mm	\	\	22.84	23.2	<0.01	<0.01	<0.01	<0.01	
4	Body	LTE Band66	132072	1720	50RB-Middle	Top	10mm	\	\	22.84	23.2	<0.01	<0.01	<0.01	<0.01	

15.2 SAR results for 5G NR

ANTO

ANT	RF Exposure Conditions	Test Position	Phantom position L/R/F	Frequency Band	Channel Number	Frequency (MHz)	Mode	Test setup	Distance	Figure No.	Note	EUT Measured Power (dBm)	Tune up (dBm)	Measured SAR 1g (W/kg)	Calculated SAR 1g (W/kg)	Measured SAR 10g (W/kg)	Calculated SAR 10g (W/kg)	Power Drift
0	Head	Cheek	L	N25	370500	1852.5	DFT-OFDM QPSK	Cheek Left	0mm	FIG A.82	\	23.99	25	0.080	0.10	0.049	0.06	-0.02
0	Head	Tilt	L	N25	370500	1852.5	DFT-OFDM QPSK	Tilt Left	0mm	\	\	23.99	25	0.052	0.07	0.031	0.04	0.14
0	Head	Cheek	R	N25	370500	1852.5	DFT-OFDM QPSK	Cheek Right	0mm	\	\	23.99	25	0.056	0.07	0.028	0.04	-0.02
0	Head	Tilt	R	N25	370500	1852.5	DFT-OFDM QPSK	Tilt Right	0mm	\	\	23.99	25	0.055	0.07	0.033	0.04	0.14
0	Head	Cheek	L	N25	370500	1852.5	CP-OFDM QPSK	Cheek Left	0mm	\	\	22.43	23.5	0.062	0.08	0.037	0.05	0.11
0	Body	Body	F	N25	370500	1852.5	DFT-OFDM QPSK	Front	10mm	\	\	22.49	23	0.258	0.29	0.149	0.17	-0.12
0	Body	Body	F	N25	370500	1852.5	DFT-OFDM QPSK	Rear	10mm	\	\	22.49	23	0.396	0.45	0.233	0.26	0.02
0	Body	Body	F	N25	370500	1852.5	DFT-OFDM QPSK	Left	10mm	\	\	22.49	23	0.047	0.05	0.030	0.03	0.16
0	Body	Body	F	N25	370500	1852.5	DFT-OFDM QPSK	Right	10mm	\	\	22.49	23	0.098	0.11	0.052	0.06	0.18
0	Body	Body	F	N25	370500	1852.5	DFT-OFDM QPSK	Bottom	10mm	FIG A.83	\	22.49	23	0.583	0.66	0.320	0.36	0.05
0	Body	Body	F	N25	370500	1852.5	CP-OFDM QPSK	Bottom	10mm	\	\	22.37	23	0.396	0.46	0.228	0.26	0.02
0	Body	Body	F	N25	370500	1852.5	DFT-OFDM QPSK	Front	15mm	\	\	23.99	25	0.221	0.28	0.133	0.17	0.13
0	Body	Body	F	N25	370500	1852.5	DFT-OFDM QPSK	Rear	15mm	FIG A.84	\	23.99	25	0.339	0.43	0.207	0.26	0.15
0	Body	Body	F	N25	370500	1852.5	CP-OFDM QPSK	Rear	15mm	\	\	22.43	23.5	0.261	0.33	0.152	0.19	-0.19

ANT	RF Exposure Conditions	Test Position	Phantom position L/R/F	Frequency Band	Channel Number	Frequency (MHz)	Mode	Test setup	Distance	Figure No.	Note	EUT Measured Power (dBm)	Tune up (dBm)	Measured SAR 1g (W/kg)	Calculated SAR 1g (W/kg)	Measured SAR 10g (W/kg)	Calculated SAR 10g (W/kg)	Power Drift
0	Head	Cheek	L	N41	518598	2592.99	DFT-OFDM QPSK	Cheek Left	0mm	\	\	26.5	27.2	0.275	0.32	0.156	0.18	-0.16
0	Head	Tilt	L	N41	518598	2592.99	DFT-OFDM QPSK	Tilt Left	0mm	\	\	26.5	27.2	0.184	0.22	0.094	0.11	-0.09
0	Head	Cheek	R	N41	518598	2592.99	DFT-OFDM QPSK	Cheek Right	0mm	FIG A.85	\	26.5	27.2	0.467	0.55	0.246	0.29	-0.14
0	Head	Tilt	R	N41	518598	2592.99	DFT-OFDM QPSK	Tilt Right	0mm	\	\	26.5	27.2	0.186	0.22	0.097	0.11	0.05
0	Head	Cheek	R	N41	518598	2592.99	CP-OFDM QPSK	Cheek Right	0mm	\	\	24.88	25.7	0.364	0.44	0.206	0.25	0.03
0	Body	Body	F	N41	518598	2592.99	DFT-OFDM QPSK	Front	10mm	\	\	24.46	24.7	0.539	0.57	0.294	0.31	-0.15
0	Body	Tilt	L	N41	518598	2592.99	DFT-OFDM QPSK	Rear	10mm	FIG A.86	\	24.46	24.7	0.744	0.79	0.410	0.43	-0.11
0	Body	Body	F	N41	518598	2592.99	DFT-OFDM QPSK	Left	10mm	\	\	24.46	24.7	0.099	0.10	0.056	0.06	0.17
0	Body	Body	F	N41	518598	2592.99	DFT-OFDM QPSK	Right	10mm	\	\	24.46	24.7	0.305	0.32	0.145	0.15	0.02
0	Body	Body	F	N41	518598	2592.99	DFT-OFDM QPSK	Bottom	10mm	\	\	24.46	24.7	0.408	0.43	0.193	0.20	0.11
0	Body	Body	F	N41	518598	2592.99	CP-OFDM QPSK	Rear	10mm	\	\	24.32	24.7	0.692	0.76	0.369	0.40	0.02
0	Body	Body	F	N41	518598	2592.99	DFT-OFDM QPSK	Front	15mm	\	Note1	26.54	27.2	0.492	0.57	0.279	0.32	0.12
0	Body	Body	F	N41	518598	2592.99	DFT-OFDM QPSK	Rear	15mm	FIG A.87	Note1	26.54	27.2	0.681	0.79	0.381	0.44	0.06
0	Body	Body	F	N41	518598	2592.99	CP-OFDM QPSK	Rear	15mm	\	Note1	24.88	25.7	0.534	0.64	0.329	0.40	0.08
0	Body	Body	F	N41	501204	2506.02	DFT-OFDM QPSK	Front	15mm	\	Note2	25.42	26.2	0.478	0.57	0.276	0.33	0.16
0	Body	Body	F	N41	501204	2506.02	DFT-OFDM QPSK	Rear	15mm	\	Note2	25.42	26.2	0.662	0.79	0.376	0.45	0.03

ANT	RF Exposure Conditions	Test Position	Phantom position L/R/F	Frequency Band	Channel Number	Frequency (MHz)	Mode	Test setup	Distance	Figure No.	Note	EUT Measured Power (dBm)	Tune up (dBm)	Measured SAR 1g (W/kg)	Calculated SAR 1g (W/kg)	Measured SAR 10g (W/kg)	Calculated SAR 10g (W/kg)	Power Drift
0	Head	Cheek	L	N66	349000	1745	DFT-OFDM P1/2 BPSK	Cheek Left	0mm	FIG A.88	\	23.98	25	0.066	0.08	0.044	0.06	-0.12
0	Head	Tilt	L	N66	349000	1745	DFT-OFDM P1/2 BPSK	Tilt Left	0mm	\	\	23.98	25	0.050	0.06	0.030	0.04	0.11
0	Head	Cheek	R	N66	349000	1745	DFT-OFDM P1/2 BPSK	Cheek Right	0mm	\	\	23.98	25	0.041	0.05	0.027	0.03	-0.01
0	Head	Tilt	R	N66	349000	1745	DFT-OFDM P1/2 BPSK	Tilt Right	0mm	\	\	23.98	25	0.031	0.04	0.017	0.02	0.04
0	Head	Cheek	L	N66	349000	1745	CP-OFDM QPSK	Cheek Left	0mm	\	\	22.49	23.5	0.051	0.06	0.037	0.05	0.14
0	Body	Body	F	N66	349000	1745	DFT-OFDM QPSK	Front	10mm	\	\	21.54	22	0.295	0.33	0.163	0.18	0.13
0	Body	Body	F	N66	349000	1745	DFT-OFDM QPSK	Rear	10mm	\	\	21.54	22	0.470	0.52	0.264	0.29	-0.13
0	Body	Body	F	N66	349000	1745	DFT-OFDM QPSK	Left	10mm	\	\	21.54	22	0.040	0.04	0.025	0.03	-0.12
0	Body	Body	F	N66	349000	1745	DFT-OFDM QPSK	Right	10mm	\	\	21.54	22	0.131	0.15	0.067	0.07	0.17
0	Body	Body	F	N66	349000	1745	DFT-OFDM QPSK	Bottom	10mm	FIG A.89	\	21.54	22	0.603	0.67	0.324	0.36	0.08
0	Body	Body	F	N66	349000	1745	CP-OFDM 16QAM	Bottom	10mm	\	\	21.43	22	0.581	0.66	0.316	0.36	0.14
0	Body	Body	F	N66	349000	1745	DFT-OFDM P1/2 BPSK	Front	15mm	\	Note1	23.98	25	0.223	0.28	0.133	0.17	0.06
0	Body	Body	F	N66	349000	1745	DFT-OFDM P1/2 BPSK	Rear	15mm	FIG A.90	Note1	23.98	25	0.357	0.45	0.215	0.27	0.10
0	Body	Body	F	N66	349000	1745	CP-OFDM QPSK	Rear	15mm	\	Note1	22.49	23.5	0.261	0.33	0.154	0.19	0.09
0	Body	Body	F	N66	349000	1745	DFT-OFDM QPSK	Front	15mm	\	Note2	23.51	24	0.199	0.22	0.118	0.13	0.14
0	Body	Body	F	N66	349000	1745	DFT-OFDM QPSK	Rear	15mm	\	Note2	23.51	24	0.318	0.36	0.191	0.21	0.06
0	Head	Cheek	L	N71	133100	665.5	DFT-OFDM QPSK	Cheek Left	0mm	FIG A.91	\	24.2	25.2	0.154	0.19	0.125	0.16	-0.03
0	Head	Tilt	L	N71	133100	665.5	DFT-OFDM QPSK	Tilt Left	0mm	\	\	24.2	25.2	0.089	0.11	0.067	0.08	0.06
0	Head	Cheek	R	N71	133100	665.5	DFT-OFDM QPSK	Cheek Right	0mm	\	\	24.2	25.2	0.122	0.15	0.100	0.13	0.18
0	Head	Tilt	R	N71	133100	665.5	DFT-OFDM QPSK	Tilt Right	0mm	\	\	24.2	25.2	0.067	0.08	0.050	0.06	-0.09
0	Head	Cheek	L	N71	133100	665.5	CP-OFDM QPSK	Cheek Left	0mm	\	\	22.59	23.7	0.119	0.15	0.096	0.12	0.15
0	Body	Body	F	N71	133100	665.5	DFT-OFDM QPSK	Front	10mm	\	\	24.2	25.2	0.235	0.30	0.172	0.22	-0.02
0	Body	Body	F	N71	133100	665.5	DFT-OFDM QPSK	Rear	10mm	FIG A.92	\	24.2	25.2	0.242	0.30	0.193	0.24	0.15
0	Body	Body	F	N71	133100	665.5	DFT-OFDM QPSK	Left	10mm	\	\	24.2	25.2	0.228	0.29	0.167	0.21	-0.05
0	Body	Body	F	N71	133100	665.5	DFT-OFDM QPSK	Right	10mm	\	\	24.2	25.2	0.102	0.13	0.104	0.13	0.13
0	Body	Body	F	N71	133100	665.5	DFT-OFDM QPSK	Bottom	10mm	\	\	24.2	25.2	0.177	0.22	0.133	0.17	0.05
0	Body	Body	F	N71	133100	665.5	CP-OFDM QPSK	Rear	10mm	\	\	22.59	23.7	0.169	0.22	0.127	0.16	0.16



ANT1

ANT	RF Exposure Conditions	Test Position	Phantom position L/R/F	Frequency Band	Channel Number	Frequency (MHz)	Mode	Test setup	Distance	Figure No.	Note	EUT Measured Power (dBm)	Tune up (dBm)	Measured SAR 1g (W/kg)	Calculated SAR 1g (W/kg)	Measured SAR 10g (W/kg)	Calculated SAR 10g (W/kg)	Power Drift
1	Head	Cheek	L	N25	376500	1882.5	DFT-OFDM QPSK	Cheek Left	0mm	\	Note1	15.89	16.5	0.488	0.56	0.210	0.24	-0.08
1	Head	Tilt	L	N25	376500	1882.5	DFT-OFDM QPSK	Tilt Left	0mm	\	Note1	15.89	16.5	0.672	0.77	0.286	0.33	0.08
1	Head	Cheek	R	N25	382500	1912.5	DFT-OFDM QPSK	Cheek Right	0mm	\	Note1	15.73	16.5	0.532	0.64	0.255	0.30	0.14
1	Head	Cheek	R	N25	376500	1882.5	DFT-OFDM QPSK	Cheek Right	0mm	\	Note1	15.89	16.5	0.762	0.88	0.329	0.38	-0.19
1	Head	Cheek	R	N25	370500	1852.5	DFT-OFDM QPSK	Cheek Right	0mm	\	Note1	15.74	16.5	0.569	0.68	0.272	0.32	0.12
1	Head	Tilt	R	N25	382500	1912.5	DFT-OFDM QPSK	Tilt Right	0mm	\	Note1	15.73	16.5	0.780	0.93	0.368	0.44	0.09
1	Head	Tilt	R	N25	376500	1882.5	DFT-OFDM QPSK	Tilt Right	0mm	FIG A.93	Note1	15.89	16.5	0.903	1.04	0.385	0.44	0.06
1	Head	Tilt	R	N25	370500	1852.5	DFT-OFDM QPSK	Tilt Right	0mm	\	Note1	15.74	16.5	0.835	0.99	0.393	0.47	0.01
1	Head	Tilt	R	N25	376500	1882.5	CP-OFDM QPSK	Tilt Right	0mm	\	Note1	15.84	16.5	0.811	0.94	0.373	0.43	0.19
1	Head	Cheek	L	N25	376500	1882.5	DFT-OFDM QPSK	Cheek Left	0mm	\	Note2	13.38	14	0.264	0.30	0.119	0.14	-0.01
1	Head	Tilt	L	N25	376500	1882.5	DFT-OFDM QPSK	Tilt Left	0mm	\	Note2	13.38	14	0.376	0.43	0.164	0.19	0.08
1	Head	Cheek	R	N25	376500	1882.5	DFT-OFDM QPSK	Cheek Right	0mm	\	Note2	13.38	14	0.410	0.47	0.182	0.21	0.16
1	Head	Tilt	R	N25	376500	1882.5	DFT-OFDM QPSK	Tilt Right	0mm	\	Note2	13.38	14	0.479	0.55	0.210	0.24	0.08
1	Body	Body	F	N25	370500	1852.5	DFT-OFDM QPSK	Front	10mm	\	\	15.34	16	0.156	0.18	0.078	0.09	0.17
1	Body	Body	F	N25	370500	1852.5	DFT-OFDM QPSK	Rear	10mm	\	\	15.34	16	0.190	0.22	0.096	0.11	-0.03
1	Body	Body	F	N25	370500	1852.5	DFT-OFDM QPSK	Left	10mm	\	\	15.34	16	<0.01	<0.01	<0.01	<0.01	
1	Body	Body	F	N25	370500	1852.5	DFT-OFDM QPSK	Top	10mm	FIG A.94	\	15.34	16	0.280	0.33	0.135	0.16	0.10
1	Body	Body	F	N25	370500	1852.5	CP-OFDM QPSK	Top	10mm	\	\	15.29	16	0.228	0.27	0.104	0.12	0.03
1	Body	Body	F	N25	376500	1882.5	DFT-OFDM QPSK	Front	15mm	\	Note1	23.34	24	0.527	0.61	0.291	0.34	0.12
1	Body	Body	F	N25	382500	1912.5	DFT-OFDM QPSK	Rear	15mm	\	Note1	23.28	24	0.657	0.78	0.349	0.41	0.14
1	Body	Body	F	N25	376500	1882.5	DFT-OFDM QPSK	Rear	15mm	FIG A.95	Note1	23.34	24	0.684	0.80	0.377	0.44	-0.13
1	Body	Body	F	N25	370500	1852.5	DFT-OFDM QPSK	Rear	15mm	\	Note1	23.31	24	0.629	0.74	0.332	0.39	0.19
1	Body	Body	F	N25	376500	1882.5	CP-OFDM QPSK	Rear	15mm	\	Note1	22.99	23.5	0.539	0.70	0.309	0.40	0.01
1	Body	Body	F	N25	376500	1882.5	DFT-OFDM QPSK	Front	15mm	\	Note2	20.32	21	0.293	0.34	0.158	0.18	0.01
1	Body	Body	F	N25	376500	1882.5	DFT-OFDM QPSK	Rear	15mm	\	Note2	20.32	21	0.368	0.43	0.201	0.24	-0.03

ANT	RF Exposure Conditions	Test Position	Phantom position L/R/F	Frequency Band	Channel Number	Frequency (MHz)	Mode	Test setup	Distance	Figure No.	Note	EUT Measured Power (dBm)	Tune up (dBm)	Measured SAR 1g (W/kg)	Calculated SAR 1g (W/kg)	Measured SAR 10g (W/kg)	Calculated SAR 10g (W/kg)	Power Drift
1	Head	Cheek	L	N41	509902	2549.51	DFT-OFDM QPSK	Cheek Left	0mm	\	Note1	16.81	17.2	0.129	0.14	0.067	0.07	-0.13
1	Head	Tilt	L	N41	509902	2549.51	DFT-OFDM QPSK	Tilt Left	0mm	\	Note1	16.81	17.2	0.193	0.21	0.093	0.10	0.11
1	Head	Cheek	R	N41	509902	2549.51	DFT-OFDM QPSK	Cheek Right	0mm	\	Note1	16.81	17.2	0.553	0.60	0.154	0.17	-0.12
1	Head	Tilt	R	N41	509902	2549.51	DFT-OFDM QPSK	Tilt Right	0mm	\	Note1	16.81	17.2	0.685	0.75	0.274	0.30	0.14
1	Head	Tilt	R	N41	509902	2549.51	CP-OFDM 64QAM	Tilt Right	0mm	\	Note1	16.76	17.2	0.651	0.72	0.253	0.28	0.11
1	Head	Cheek	L	N41	501204	2506.02	DFT-OFDM QPSK	Cheek Left	0mm	\	Note2	14.98	16.2	0.116	0.15	0.055	0.07	-0.02
1	Head	Tilt	L	N41	501204	2506.02	DFT-OFDM QPSK	Tilt Left	0mm	\	Note2	14.98	16.2	0.176	0.23	0.077	0.10	-0.06
1	Head	Cheek	R	N41	501204	2506.02	DFT-OFDM QPSK	Cheek Right	0mm	\	Note2	14.98	16.2	0.463	0.61	0.186	0.25	0.17
1	Head	Tilt	R	N41	501204	2506.02	DFT-OFDM QPSK	Tilt Right	0mm	FIG A.96	Note2	14.98	16.2	0.578	0.77	0.218	0.29	0.10
1	Body	Body	F	N41	501204	2506.02	DFT-OFDM QPSK	Front	10mm	\	\	14.98	16.2	0.087	0.12	0.042	0.06	0.15
1	Body	Body	F	N41	501204	2506.02	DFT-OFDM QPSK	Rear	10mm	\	\	14.98	16.2	0.173	0.23	0.073	0.10	0.12
1	Body	Body	F	N41	501204	2506.02	DFT-OFDM QPSK	Left	10mm	\	\	14.98	16.2	0.094	0.12	0.050	0.07	-0.09
1	Body	Body	F	N41	501204	2506.02	DFT-OFDM QPSK	Top	10mm	FIG A.97	\	14.98	16.2	0.560	0.74	0.195	0.26	0.02
1	Body	Body	F	N41	501204	2506.02	CP-OFDM 64QAM	Top	10mm	\	\	14.81	16.2	0.517	0.71	0.169	0.23	0.19
1	Body	Body	F	N41	518598	2592.99	DFT-OFDM QPSK	Front	15mm	\	Note1	24.11	25.2	0.250	0.32	0.140	0.18	0.13
1	Body	Body	F	N41	518598	2592.99	DFT-OFDM QPSK	Rear	15mm	\	Note1	24.11	25.2	0.327	0.42	0.170	0.22	0.01
1	Body	Body	F	N41	518598	2592.99	CP-OFDM QPSK	Rear	15mm	\	Note1	23.86	24.7	0.236	0.29	0.132	0.16	0.09
1	Body	Body	F	N41	509902	2549.51	DFT-OFDM QPSK	Front	15mm	\	Note2	21.99	23.2	0.156	0.21	0.087	0.11	0.16
1	Body	Body	F	N41	509902	2549.51	DFT-OFDM QPSK	Rear	15mm	FIG A.98	Note2	21.99	23.2	0.341	0.45	0.168	0.22	-0.02

ANT	RF Exposure Conditions	Test Position	Phantom position L/R/F	Frequency Band	Channel Number	Frequency (MHz)	Mode	Test setup	Distance	Figure No.	Note	EUT Measured Power (dBm)	Tune up (dBm)	Measured SAR 1g (W/kg)	Calculated SAR 1g (W/kg)	Measured SAR 10g (W/kg)	Calculated SAR 10g (W/kg)	Power Drift
1	Head	Cheek	L	N66	349000	1745	DFT-OFDM QPSK	Cheek Left	0mm	\	Note1	16.52	17	0.545	0.61	0.247	0.28	-0.19
1	Head	Tilt	L	N66	355500	1777.5	DFT-OFDM QPSK	Tilt Left	0mm	\	Note1	16.47	17	0.569	0.64	0.28	0.32	0.12
1	Head	Tilt	L	N66	349000	1745	DFT-OFDM QPSK	Tilt Left	0mm	\	Note1	16.52	17	0.744	0.83	0.330	0.37	0.17
1	Head	Tilt	L	N66	342500	1712.5	DFT-OFDM QPSK	Tilt Left	0mm	\	Note1	16.46	17	0.447	0.51	0.235	0.27	0.13
1	Head	Cheek	R	N66	355500	1777.5	DFT-OFDM QPSK	Cheek Right	0mm	\	Note1	16.47	17	0.649	0.73	0.319	0.36	0.09
1	Head	Cheek	R	N66	349000	1745	DFT-OFDM QPSK	Cheek Right	0mm	\	Note1	16.52	17	0.887	0.99	0.386	0.43	0.19
1	Head	Cheek	R	N66	342500	1712.5	DFT-OFDM QPSK	Cheek Right	0mm	\	Note1	16.46	17	0.564	0.64	0.284	0.32	0.11
1	Head	Tilt	R	N66	355500	1777.5	DFT-OFDM QPSK	Tilt Right	0mm	\	Note1	16.47	17	0.888	1.00	0.419	0.47	0.08
1	Head	Tilt	R	N66	349000	1745	DFT-OFDM QPSK	Tilt Right	0mm	FIG A.99	Note1	16.52	17	0.996	1.11	0.431	0.48	-0.04
1	Head	Tilt	R	N66	342500	1712.5	DFT-OFDM QPSK	Tilt Right	0mm	\	Note1	16.46	17	0.793	0.90	0.379	0.43	-0.12
1	Head	Tilt	R	N66	349000	1745	CP-OFDM QPSK	Tilt Right	0mm	\	Note1	16.44	17	0.701	0.80	0.346	0.39	0.15
1	Head	Cheek	L	N66	349000	1745	DFT-OFDM QPSK	Cheek Left	0mm	\	Note2	14.51	15	0.316	0.35	0.155	0.17	0.18
1	Head	Tilt	L	N66	349000	1745	DFT-OFDM QPSK	Tilt Left	0mm	\	Note2	14.51	15	0.428	0.48	0.204	0.23	0.03
1	Head	Cheek	R	N66	349000	1745	DFT-OFDM QPSK	Cheek Right	0mm	\	Note2	14.51	15	0.509	0.57	0.238	0.27	-0.10
1	Head	Tilt	R	N66	349000	1745	DFT-OFDM QPSK	Tilt Right	0mm	\	Note2	14.51	15	0.617	0.69	0.274	0.31	-0.01
1	Body	Body	F	N66	349000	1745	DFT-OFDM QPSK	Front	10mm	\	\	14.51	15	0.138	0.15	0.073	0.08	0.07
1	Body	Body	F	N66	349000	1745	DFT-OFDM QPSK	Rear	10mm	\	\	14.51	15	0.162	0.18	0.083	0.09	-0.14
1	Body	Body	F	N66	349000	1745	DFT-OFDM QPSK	Left	10mm	\	\	14.51	15	<0.01	<0.01	<0.01	<0.01	
1	Body	Body	F	N66	349000	1745	DFT-OFDM QPSK	Top	10mm	FIG A.100	\	14.51	15	0.205	0.23	0.099	0.11	0.01
1	Body	Body	F	N66	349000	1745	CP-OFDM QPSK	Top	10mm	\	\	14.44	15	0.167	0.19	0.072	0.08	0.16
1	Body	Body	F	N66	349000	1745	DFT-OFDM QPSK	Front	15mm	\	Note1	22.91	23.5	0.568	0.65	0.308	0.35	-0.10
1	Body	Body	F	N66	349000	1745	DFT-OFDM QPSK	Rear	15mm	FIG A.101	Note1	22.91	23.5	0.641	0.73	0.356	0.41	-0.05
1	Body	Body	F	N66	349000	1745	CP-OFDM QPSK	Rear	15mm	\	Note1	22.46	23	0.572	0.65	0.312	0.35	0.18
1	Body	Body	F	N66	349000	1745	DFT-OFDM QPSK	Front	15mm	\	Note2	20.43	21	0.313	0.36	0.169	0.19	-0.17
1	Body	Body	F	N66	349000	1745	DFT-OFDM QPSK	Rear	15mm	\	Note2	20.43	21	0.335	0.38	0.187	0.21	-0.12

ANT	RF Exposure Conditions	Test Position	Phantom position L/R/F	Frequency Band	Channel Number	Frequency (MHz)	Mode	Test setup	Distance	Figure No.	Note	EUT Measured Power (dBm)	Tune up (dBm)	Measured SAR 1g (W/kg)	Calculated SAR 1g (W/kg)	Measured SAR 10g (W/kg)	Calculated SAR 10g (W/kg)	Power Drift
1	Head	Cheek	L	N71	133100	665.5	DFT-OFDM P1/2 BPSK	Cheek Left	0mm	\	\	24.06	25.2	0.442	0.57	0.213	0.28	-0.01
1	Head	Tilt	L	N71	133100	665.5	DFT-OFDM P1/2 BPSK	Tilt Left	0mm	\	\	24.06	25.2	0.469	0.61	0.227	0.30	0.07
1	Head	Cheek	R	N71	133100	665.5	DFT-OFDM P1/2 BPSK	Cheek Right	0mm	\	\	24.06	25.2	0.472	0.61	0.257	0.33	0.29
1	Head	Tilt	R	N71	133100	665.5	DFT-OFDM P1/2 BPSK	Tilt Right	0mm	FIG A.102	\	24.06	25.2	0.539	0.70	0.266	0.35	0.27
1	Head	Tilt	R	N71	133100	665.5	CP-OFDM QPSK	Tilt Right	0mm	\	\	22.56	23.7	0.396	0.51	0.194	0.25	0.11
1	Body	Body	F	N71	133100	665.5	DFT-OFDM P1/2 BPSK	Front	10mm	\	\	24.06	25.2	0.150	0.20	0.105	0.14	0.01
1	Body	Body	F	N71	133100	665.5	DFT-OFDM P1/2 BPSK	Rear	10mm	\	\	24.06	25.2	0.184	0.24	0.142	0.18	-0.15
1	Body	Body	F	N71	133100	665.5	DFT-OFDM P1/2 BPSK	Left	10mm	FIG A.103	\	24.06	25.2	0.211	0.27	0.151	0.20	0.16
1	Body	Body	F	N71	133100	665.5	DFT-OFDM P1/2 BPSK	Top	10mm	\	\	24.06	25.2	0.094	0.12	0.049	0.06	0.15
1	Body	Body	F	N71	133100	665.5	CP-OFDM QPSK	Left	10mm	\	\	22.56	23.7	0.141	0.18	0.101	0.13	0.08

ANT4

ANT	RF Exposure Conditions	Test Position	Phantom position L/R/F	Frequency Band	Channel Number	Frequency (MHz)	Mode	Test setup	Distance	Figure No.	Note	EUT Measured Power (dBm)	Tune up (dBm)	Measured SAR 1g (W/kg)	Calculated SAR 1g (W/kg)	Measured SAR 10g (W/kg)	Calculated SAR 10g (W/kg)	Power Drift
4	Head	Cheek	L	N25	370500	1852.5	DFT-OFDM QPSK	Cheek Left	0mm	\	\	23.28	24.3	0.104	0.13	0.066	0.08	-0.05
4	Head	Tilt	L	N25	370500	1852.5	DFT-OFDM QPSK	Tilt Left	0mm	\	\	23.28	24.3	0.148	0.19	0.094	0.11	-0.01
4	Head	Cheek	R	N25	370500	1852.5	DFT-OFDM QPSK	Cheek Right	0mm	FIG A.104	\	23.28	24.3	0.342	0.43	0.170	0.22	0.11
4	Head	Tilt	R	N25	370500	1852.5	DFT-OFDM QPSK	Tilt Right	0mm	\	\	23.28	24.3	0.130	0.16	0.076	0.10	-0.12
4	Head	Cheek	R	N25	370500	1852.5	CP-OFDM QPSK	Cheek Right	0mm	\	\	22.27	22.8	0.261	0.29	0.127	0.14	-0.17
4	Body	Body	F	N25	370500	1852.5	DFT-OFDM QPSK	Front	10mm	\	\	23.28	24.3	0.205	0.26	0.117	0.15	-0.02
4	Body	Body	F	N25	370500	1852.5	DFT-OFDM QPSK	Rear	10mm	FIG A.105	\	23.28	24.3	0.466	0.59	0.260	0.33	0.01
4	Body	Body	F	N25	370500	1852.5	DFT-OFDM QPSK	Left	10mm	\	\	23.28	24.3	0.268	0.34	0.139	0.18	0.01
4	Body	Body	F	N25	370500	1852.5	DFT-OFDM QPSK	Top	10mm	\	\	23.28	24.3	0.170	0.22	0.096	0.12	0.16
4	Body	Body	F	N25	370500	1852.5	CP-OFDM QPSK	Rear	10mm	\	\	22.27	22.8	0.319	0.36	0.157	0.18	0.16
4	Head	Cheek	L	N41	535998	2679.99	DFT-OFDM QPSK	Cheek Left	0mm	\	Note1	19.93	20.8	0.271	0.33	0.135	0.16	0.11
4	Head	Tilt	L	N41	535998	2679.99	DFT-OFDM QPSK	Tilt Left	0mm	\	Note1	19.93	20.8	0.215	0.26	0.103	0.13	0.09
4	Head	Cheek	R	N41	535998	2679.99	DFT-OFDM QPSK	Cheek Right	0mm	FIG A.106	Note1	19.93	20.8	0.754	0.92	0.351	0.43	-0.15
4	Head	Cheek	R	N41	527298	2636.49	DFT-OFDM QPSK	Cheek Right	0mm	\	Note1	19.84	20.8	0.531	0.66	0.259	0.32	-0.05
4	Head	Cheek	R	N41	518598	2592.99	DFT-OFDM QPSK	Cheek Right	0mm	\	Note1	19.91	20.8	0.605	0.74	0.300	0.37	0.07
4	Head	Cheek	R	N41	509902	2549.51	DFT-OFDM QPSK	Cheek Right	0mm	\	Note1	19.77	20.8	0.589	0.75	0.288	0.37	-0.10
4	Head	Cheek	R	N41	501204	2506.02	DFT-OFDM QPSK	Cheek Right	0mm	\	Note1	19.88	20.8	0.513	0.63	0.254	0.31	0.08
4	Head	Tilt	R	N41	535998	2679.99	DFT-OFDM QPSK	Tilt Right	0mm	\	Note1	19.93	20.8	0.501	0.61	0.222	0.27	0.07
4	Head	Cheek	R	N41	535998	2679.99	CP-OFDM 16QAM	Cheek Right	0mm	\	Note1	19.79	20.8	0.631	0.80	0.312	0.39	0.09
4	Head	Cheek	L	N41	535998	2679.99	DFT-OFDM QPSK	Cheek Left	0mm	\	Note2	17.84	18.8	0.176	0.22	0.090	0.11	0.03
4	Head	Tilt	L	N41	535998	2679.99	DFT-OFDM QPSK	Tilt Left	0mm	\	Note2	17.84	18.8	0.154	0.19	0.077	0.10	0.02
4	Head	Cheek	R	N41	535998	2679.99	DFT-OFDM QPSK	Cheek Right	0mm	\	Note2	17.84	18.8	0.526	0.66	0.241	0.30	0.13
4	Head	Tilt	R	N41	535998	2679.99	DFT-OFDM QPSK	Tilt Right	0mm	\	Note2	17.84	18.8	0.341	0.43	0.145	0.18	0.16
4	Body	Body	F	N41	535998	2679.99	DFT-OFDM QPSK	Front	10mm	\	\	17.84	18.8	0.079	0.10	0.039	0.05	0.08
4	Body	Body	F	N41	535998	2679.99	DFT-OFDM QPSK	Rear	10mm	FIG A.107	\	17.84	18.8	0.270	0.34	0.120	0.15	0.09
4	Body	Body	F	N41	535998	2679.99	DFT-OFDM QPSK	Left	10mm	\	\	17.84	18.8	0.163	0.20	0.077	0.10	0.13
4	Body	Body	F	N41	535998	2679.99	DFT-OFDM QPSK	Top	10mm	\	\	17.84	18.8	<0.01	<0.01	<0.01	<0.01	
4	Body	Body	F	N41	535998	2679.99	CP-OFDM 16QAM	Rear	10mm	\	\	17.83	18.8	0.243	0.30	0.103	0.13	0.18
4	Body	Body	F	N41	509902	2549.51	DFT-OFDM QPSK	Front	15mm	\	Note1	25.63	26.3	0.271	0.32	0.147	0.17	-0.17
4	Body	Body	F	N41	509902	2549.51	DFT-OFDM QPSK	Rear	15mm	FIG A.108	Note1	25.63	26.3	0.591	0.69	0.305	0.36	0.16
4	Body	Body	F	N41	509902	2549.51	DFT-OFDM QPSK	Rear	15mm	\	Note1	24.11	24.8	0.412	0.48	0.266	0.31	0.19
4	Body	Body	F	N41	509902	2549.51	DFT-OFDM QPSK	Front	15mm	\	Note2	21.85	22.8	0.088	0.11	0.048	0.06	0.12
4	Body	Body	F	N41	509902	2549.51	DFT-OFDM QPSK	Rear	15mm	\	Note2	21.85	22.8	0.245	0.30	0.129	0.16	0.06
4	Head	Cheek	L	N66	349000	1745	DFT-OFDM QPSK	Cheek Left	0mm	\	\	23.34	24.4	0.019	0.02	0.009	0.01	0.10
4	Head	Tilt	L	N66	349000	1745	DFT-OFDM QPSK	Tilt Left	0mm	\	\	23.34	24.4	0.017	0.02	0.007	0.01	0.02
4	Head	Cheek	R	N66	349000	1745	DFT-OFDM QPSK	Cheek Right	0mm	FIG A.109	\	23.34	24.4	0.020	0.03	0.011	0.01	0.15
4	Head	Tilt	R	N66	349000	1745	DFT-OFDM QPSK	Tilt Right	0mm	\	\	23.34	24.4	0.014	0.02	0.004	0.01	0.04
4	Head	Cheek	R	N66	349000	1745	CP-OFDM QPSK	Cheek Right	0mm	\	\	21.93	22.9	0.013	0.02	0.006	0.01	0.14
4	Body	Body	F	N66	349000	1745	DFT-OFDM QPSK	Front	10mm	\	\	23.34	24.4	0.013	0.02	0.007	0.01	0.18
4	Body	Body	F	N66	349000	1745	DFT-OFDM QPSK	Rear	10mm	FIG A.110	\	23.34	24.4	0.026	0.03	0.015	0.02	0.03
4	Body	Body	F	N66	349000	1745	DFT-OFDM QPSK	Left	10mm	\	\	23.34	24.4	<0.01	<0.01	<0.01	<0.01	
4	Body	Body	F	N66	349000	1745	DFT-OFDM QPSK	Top	10mm	\	\	23.34	24.4	<0.01	<0.01	<0.01	<0.01	
4	Body	Body	F	N66	349000	1745	CP-OFDM QPSK	Rear	10mm	\	\	21.93	22.9	0.016	0.02	0.008	0.01	0.15

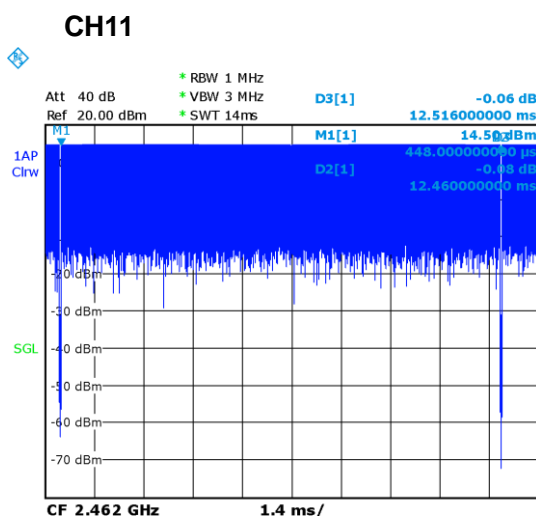
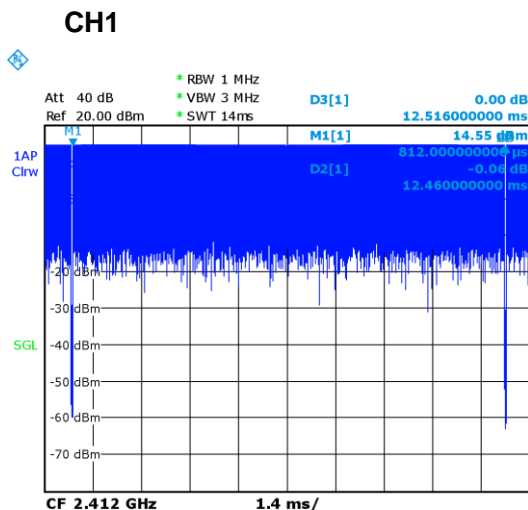
15.3 SAR results for WLAN

The maximum output power specified for production units are determined for all applicable 802.11 transmission modes in each standalone and aggregated frequency band. Maximum output power is measured for the highest maximum output power configuration(s) in each frequency band according to the default power measurement procedures.

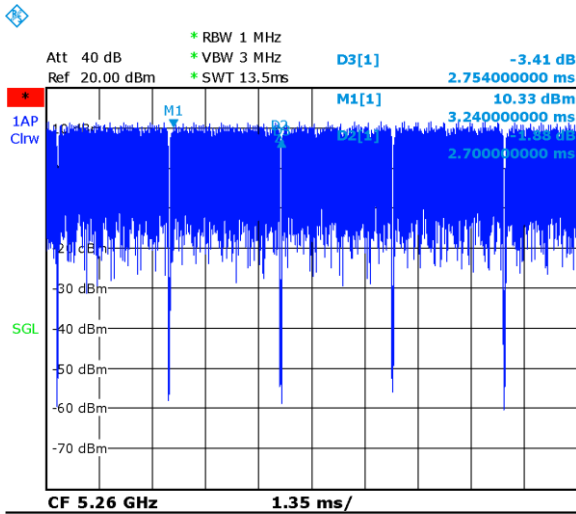
When the same transmission mode configurations have the same maximum output power on the same channel for the 802.11 a/g/n/ac/ax modes, the channel in the lower order/sequence 802.11 mode (i.e. a, g, n ac then ax) is selected.

SAR Test reduction was applied from KDB 248227 guidance, when the same maximum power is specified for multiple transmission modes in a frequency band, the largest channel bandwidth, lowest order modulation, lowest data rate and lowest order 802.11a/g/n/ac mode is used for SAR measurement, on the highest measured output power channel in the initial test configuration, for each frequency band. Additional output power measurements were not deemed necessary.

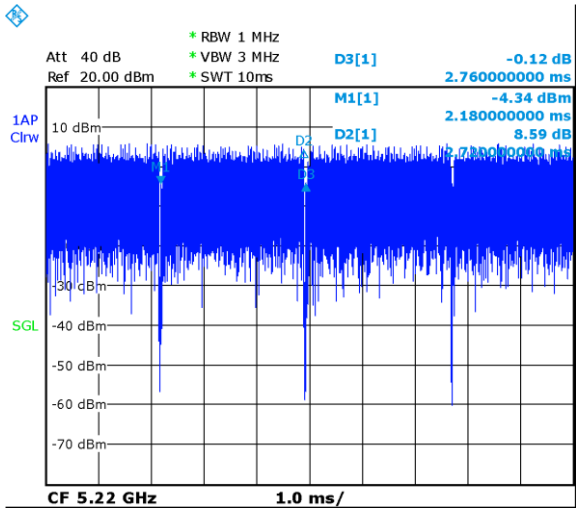
Duty factor plot



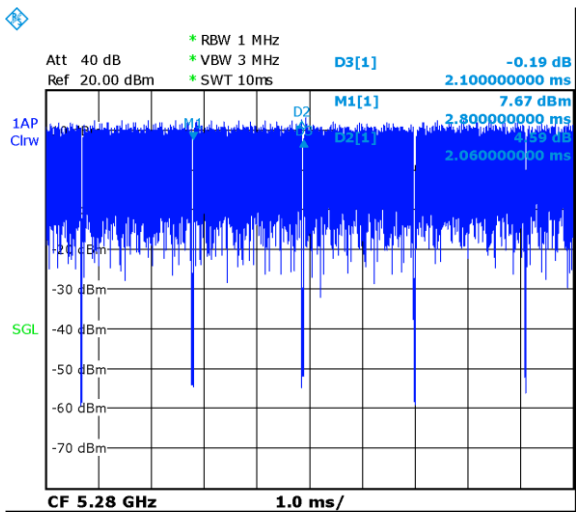
CH52



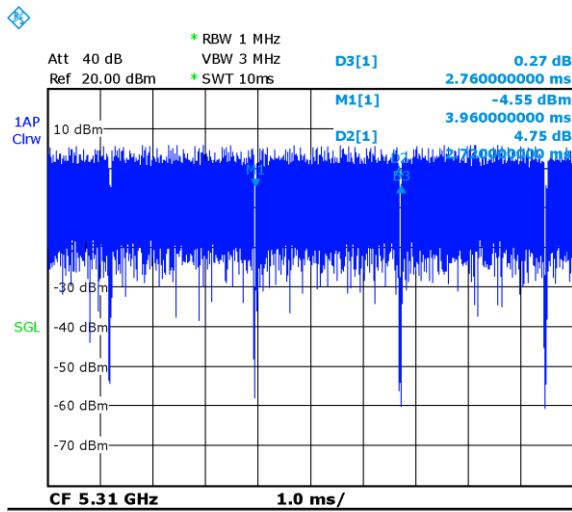
CH54



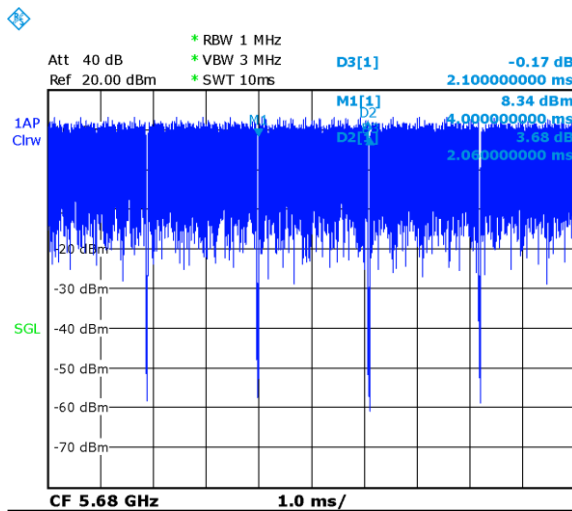
CH56



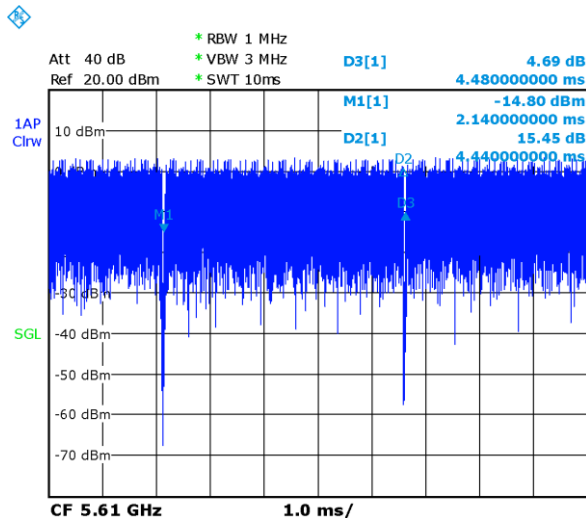
CH62



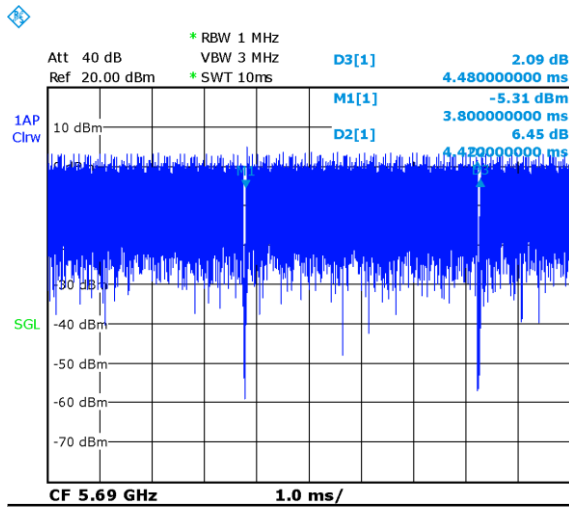
CH136



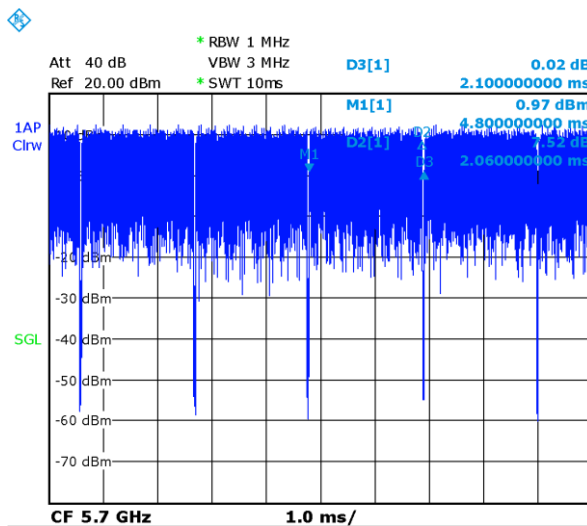
CH122



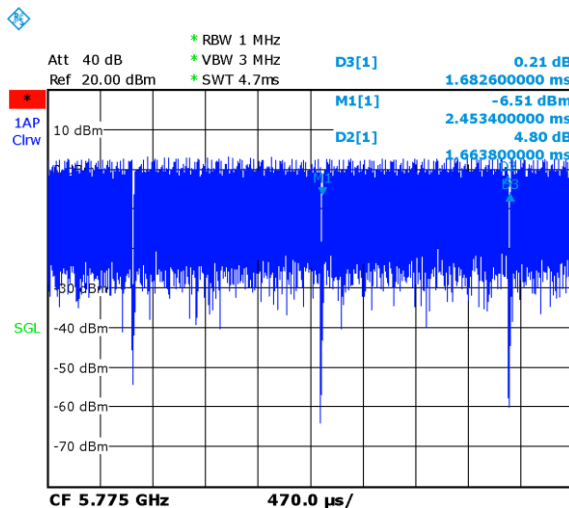
CH138



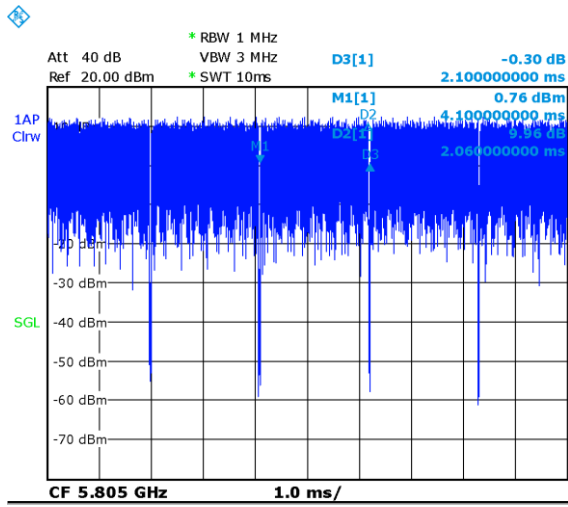
CH140



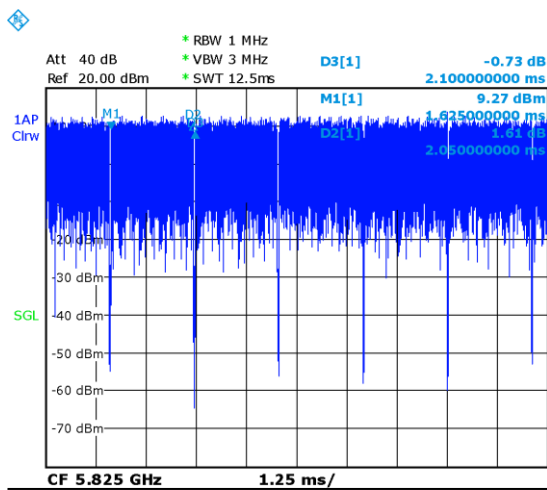
CH155



CH161



CH165





No.I21Z62312-SEM07

WLAN 2.4G

Test Position	Frequency Band	Channel Number	Frequency (MHz)	Mode	Test position	Distance	Figure No.	Note	Duty Cycle	EUT Measured Power (dBm)	Tune up (dBm)	Measured SAR 1g (W/kg)	Calculated SAR 1g (W/kg)	Measured SAR 10g (W/kg)	Calculated SAR 10g (W/kg)	Power Drift
Head	WLAN	1	2412	11b	Cheek Left	0mm	/	Note1	99.50%	16.39	17.00	0.809	0.94	0.381	0.44	-0.04
Head	WLAN	11	2462	11b	Cheek Left	0mm	FIG A.111	Note1	99.50%	16.13	17.00	0.902	1.11	0.418	0.51	-0.17
Head	WLAN	1	2412	11b	Tilt Left	0mm	/	Note1	99.50%	16.39	17.00	0.668	0.77	0.299	0.34	0.02
Head	WLAN	1	2412	11b	Cheek Right	0mm	/	Note1	99.50%	16.39	17.00	0.321	0.37	0.189	0.22	0.03
Head	WLAN	1	2412	11b	Tilt Right	0mm	/	Note1	99.50%	16.39	17.00	0.464	0.54	0.229	0.26	0.17
Head	WLAN	1	2412	11b	Cheek Left	0mm	/	Note2	99.50%	14.15	15.00	0.528	0.65	0.247	0.30	-0.06
Head	WLAN	1	2412	11b	Tilt Left	0mm	/	Note2	99.50%	14.15	15.00	0.443	0.54	0.195	0.24	0.12
Head	WLAN	1	2412	11b	Cheek Right	0mm	/	Note2	99.50%	14.15	15.00	0.200	0.24	0.120	0.15	0.16
Head	WLAN	1	2412	11b	Tilt Right	0mm	/	Note2	99.50%	14.15	15.00	0.247	0.30	0.133	0.16	0.08
Body	WLAN	1	2412	11b	Front	10mm	/	/	99.50%	21.27	22.00	0.401	0.48	0.220	0.26	0.14
Body	WLAN	1	2412	11b	Rear	10mm	FIG A.112	/	99.50%	21.27	22.00	0.494	0.59	0.258	0.31	-0.09
Body	WLAN	1	2412	11b	Right	10mm	/	/	99.50%	21.27	22.00	0.343	0.41	0.187	0.22	0.03
Body	WLAN	1	2412	11b	Top	10mm	/	/	99.50%	21.27	22.00	0.500	0.59	0.246	0.29	-0.01
Body	WLAN	1	2412	11b	Front	15mm	/	/	99.50%	21.27	22.00	0.260	0.31	0.151	0.18	-0.05
Body	WLAN	1	2412	11b	Rear	15mm	FIG A.113	/	99.50%	21.27	22.00	0.284	0.34	0.148	0.18	-0.18

WLAN 5G

Test Position	Frequency Band	Channel Number	Frequency (MHz)	Mode	Test position	Distance	Figure No.	Note	Duty Cycle	EUT Measured Power (dBm)	Tune up (dBm)	Measured SAR 1g (W/kg)	Calculated SAR 1g (W/kg)	Measured SAR 10g (W/kg)	Calculated SAR 10g (W/kg)	Power Drift
Head	WLAN	52	5260	11a	Cheek Left	0mm	/	Note1	98.00%	13.59	14.00	0.780	0.87	0.222	0.24	0.04
Head	WLAN	56	5280	11a	Cheek Left	0mm	/	Note1	98.00%	13.31	14.00	0.856	1.02	0.235	0.28	-0.02
Head	WLAN	52	5260	11a	Tilt Left	0mm	/	Note1	98.00%	13.59	14.00	0.979	1.10	0.248	0.27	0.13
Head	WLAN	56	5280	11a	Tilt Left	0mm	FIG A.114	Note1	98.00%	13.51	14.00	0.999	1.14	0.253	0.28	0.07
Head	WLAN	52	5260	11a	Cheek Right	0mm	/	Note1	98.00%	13.59	14.00	0.182	0.20	0.062	0.07	-0.14
Head	WLAN	52	5260	11a	Tilt Right	0mm	/	Note1	98.00%	13.59	14.00	0.219	0.25	0.071	0.08	-0.02
Head	WLAN	140	5700	11a	Cheek Left	0mm	/	Note1	98.00%	14.02	14.50	0.896	1.02	0.214	0.24	0.13
Head	WLAN	136	5680	11a	Cheek Left	0mm	/	Note1	98.00%	13.86	14.50	0.734	0.87	0.195	0.23	0.04
Head	WLAN	140	5700	11a	Tilt Left	0mm	/	Note1	98.00%	14.02	14.50	0.904	1.03	0.226	0.25	-0.01
Head	WLAN	136	5680	11a	Tilt Left	0mm	/	Note1	98.00%	13.86	14.50	0.927	1.10	0.245	0.28	0.05
Head	WLAN	140	5700	11a	Cheek Right	0mm	/	Note1	98.00%	14.02	14.50	0.452	0.52	0.107	0.12	-0.11
Head	WLAN	140	5700	11a	Tilt Right	0mm	/	Note1	98.00%	14.02	14.50	0.534	0.61	0.130	0.15	0.01
Head	WLAN	165	5825	11a	Cheek Left	0mm	/	Note1	98.00%	15.31	16.00	0.595	0.71	0.149	0.17	-0.07
Head	WLAN	165	5825	11a	Tilt Left	0mm	/	Note1	98.00%	15.31	16.00	0.708	0.85	0.172	0.20	0.17
Head	WLAN	161	5805	11a	Tilt Left	0mm	/	Note1	98.00%	14.92	16.00	0.790	1.03	0.208	0.27	-0.03
Head	WLAN	165	5825	11a	Cheek Right	0mm	/	Note1	98.00%	15.31	16.00	0.345	0.41	0.084	0.10	-0.11
Head	WLAN	165	5825	11a	Tilt Right	0mm	/	Note1	98.00%	15.31	16.00	0.420	0.50	0.103	0.12	0.07
Head	WLAN	56	5280	11a	Cheek Left	0mm	/	Note2	98.00%	8.85	9.50	0.334	0.40	0.085	0.10	-0.13
Head	WLAN	56	5280	11a	Tilt Left	0mm	/	Note2	98.00%	8.85	9.50	0.346	0.41	0.080	0.09	-0.13
Head	WLAN	56	5280	11a	Cheek Right	0mm	/	Note2	98.00%	8.85	9.50	0.062	0.07	0.019	0.02	-0.06
Head	WLAN	56	5280	11a	Tilt Right	0mm	/	Note2	98.00%	8.85	9.50	0.074	0.09	0.024	0.03	0.15
Head	WLAN	140	5700	11a	Cheek Left	0mm	/	Note2	98.00%	9.78	10.50	0.326	0.39	0.068	0.08	0.03
Head	WLAN	140	5700	11a	Tilt Left	0mm	/	Note2	98.00%	9.78	10.50	0.332	0.40	0.078	0.09	-0.02
Head	WLAN	140	5700	11a	Cheek Right	0mm	/	Note2	98.00%	9.78	10.50	0.129	0.16	0.032	0.04	0.18
Head	WLAN	140	5700	11a	Tilt Right	0mm	/	Note2	98.00%	9.78	10.50	0.151	0.18	0.038	0.04	0.07
Head	WLAN	165	5825	11a	Cheek Left	0mm	/	Note2	98.00%	10.78	11.50	0.233	0.28	0.053	0.06	-0.17
Head	WLAN	165	5825	11a	Tilt Left	0mm	/	Note2	98.00%	10.78	11.50	0.251	0.30	0.065	0.08	-0.08
Head	WLAN	165	5825	11a	Cheek Right	0mm	/	Note2	98.00%	10.78	11.50	0.133	0.16	0.036	0.04	0.16
Head	WLAN	165	5825	11a	Tilt Right	0mm	/	Note2	98.00%	10.78	11.50	0.164	0.20	0.043	0.05	0.03
Body	WLAN	52	5260	11a	Front	10mm	/	Note1	98.00%	17.52	18.00	0.493	0.56	0.174	0.19	-0.10
Body	WLAN	52	5260	11a	Rear	10mm	/	Note1	98.00%	17.52	18.00	0.619	0.71	0.218	0.24	0.03
Body	WLAN	52	5260	11a	Right	10mm	/	Note1	98.00%	17.52	18.00	0.657	0.75	0.236	0.26	0.12
Body	WLAN	52	5260	11a	Top	10mm	/	Note1	98.00%	17.52	18.00	0.848	0.97	0.308	0.34	0.07
Body	WLAN	56	5280	11a	Top	10mm	/	Note1	98.00%	17.18	18.00	0.928	1.14	0.333	0.40	0.16
Body	WLAN	136	5680	11a	Front	10mm	/	Note1	98.00%	18.32	18.50	0.519	0.55	0.183	0.19	0.03
Body	WLAN	108	5540	11a	Rear	10mm	/	Note1	98.00%	17.82	18.50	0.897	1.07	0.332	0.39	0.16
Body	WLAN	136	5680	11a	Rear	10mm	/	Note1	98.00%	18.32	18.50	0.928	0.99	0.301	0.31	0.19
Body	WLAN	136	5680	11a	Right	10mm	/	Note1	98.00%	18.32	18.50	0.743	0.79	0.267	0.28	0.15
Body	WLAN	108	5540	11a	Top	10mm	/	Note1	98.00%	17.82	18.50	0.901	1.08	0.375	0.44	0.15
Body	WLAN	136	5680	11a	Top	10mm	FIG A.115	Note1	98.00%	18.32	18.50	1.090	1.16	0.399	0.42	0.15
Body	WLAN	165	5825	11a	Front	10mm	/	Note1	98.00%	18.54	19.00	0.278	0.32	0.097	0.11	0.18
Body	WLAN	165	5825	11a	Rear	10mm	/	Note1	98.00%	18.54	19.00	0.461	0.52	0.168	0.19	-0.17
Body	WLAN	165	5825	11a	Right	10mm	/	Note1	98.00%	18.54	19.00	0.392	0.44	0.156	0.17	-0.09
Body	WLAN	165	5825	11a	Top	10mm	/	Note1	98.00%	18.54	19.00	0.762	0.86	0.284	0.32	0.05
Body	WLAN	161	5805	11a	Top	10mm	/	Note1	98.00%	18.07	19.00	0.796	1.01	0.295	0.37	0.15
Body	WLAN	56	5280	11a	Front	10mm	/	Note2	98.00%	13.36	13.50	0.235	0.25	0.076	0.08	-0.14
Body	WLAN	56	5280	11a	Rear	10mm	/	Note2	98.00%	13.36	13.50	0.277	0.29	0.096	0.10	0.09
Body	WLAN	56	5280	11a	Right	10mm	/	Note2	98.00%	13.36	13.50	0.314	0.33	0.110	0.11	0.14
Body	WLAN	56	5280	11a	Top	10mm	/	Note2	98.00%	13.36	13.50	0.345	0.36	0.123	0.13	0.08
Body	WLAN	140	5700	11a	Front	10mm	/	Note2	98.00%	13.37	13.50	0.155	0.16	0.051	0.05	-0.18
Body	WLAN	140	5700	11a	Rear	10mm	/	Note2	98.00%	13.37	13.50	0.216	0.23	0.076	0.08	0.05
Body	WLAN	140	5700	11a	Right	10mm	/	Note2	98.00%	13.37	13.50	0.230	0.24	0.087	0.09	-0.15
Body	WLAN	140	5700	11a	Top	10mm	/	Note2	98.00%	13.37	13.50	0.328	0.34	0.119	0.12	-0.10
Body	WLAN	165	5825	11a	Front	10mm	/	Note2	98.00%	13.71	14.00	0.105	0.11	0.036	0.04	0.04
Body	WLAN	165	5825	11a	Rear	10mm	/	Note2	98.00%	13.71	14.00	0.179	0.20	0.064	0.07	0.18
Body	WLAN	165	5825	11a	Right	10mm	/	Note2	98.00%	13.71	14.00	0.165	0.18	0.062	0.07	0.04
Body	WLAN	165	5825	11a	Top	10mm	/	Note2	98.00%	13.71	14.00	0.273	0.30	0.099	0.11	0.01
Body	WLAN	54	5220	11n-40M	Front	15mm	/	Note1	99.00%	19.45	20.50	0.607	0.78	0.228	0.29	0.15
Body	WLAN	54	5220	11n-40M	Rear	15mm	/	Note1	99.00%	19.45	20.50	0.855	1.10	0.312	0.40	0.16
Body	WLAN	62	5310	11n-40M	Rear	15mm	/	Note1	99.00%	14.14	15.00	0.282	0.35	0.105	0.13	0.10
Body	WLAN	122	5610	11ac-80M	Front	15mm	/	Note1	99.00%	18.74	19.50	0.372	0.45	0.156	0.19	0.09
Body	WLAN	122	5610	11ac-80M	Rear	15mm	FIG A.116	Note1	99.00%	18.74	19.50	0.929	1.12	0.352	0.42	0.13
Body	WLAN	138	5690	11ac-80M	Rear	15mm	/	Note1	99.00%	18.66	19.50	0.608	0.75	0.223	0.27	0.11
Body	WLAN	155	5775	11ac-80M	Front	15mm	/	Note1	99.00%	19.65	20.50	0.296	0.36	0.113	0.14	0.02
Body	WLAN	155	5775	11ac-80M	Rear	15mm	/	Note1	99.00%	19.65	20.50	0.642	0.79	0.234	0.28	0.18
Body	WLAN	56	5280	11a	Front	15mm	/	Note2	98.00%	13.85	14.50	0.170	0.2			

15.4 SAR results for BT

Test Position	Frequency Band	Channel Number	Frequency (MHz)	Test position	Distance	Figure No.	EUT Measured Power (dBm)	Tune up (dBm)	Measured SAR 1g (W/kg)	Calculated SAR 1g (W/kg)	Measured SAR 10g (W/kg)	Calculated SAR 10g (W/kg)	Power Drift
Head	BT	78	2480	Cheek Left	0mm	FIG A.117	13.20	15.00	0.279	0.42	0.123	0.19	0.10
Head	BT	78	2480	Tilt Left	0mm	/	13.20	15.00	0.256	0.39	0.110	0.17	-0.16
Head	BT	78	2480	Cheek Right	0mm	/	13.20	15.00	0.101	0.15	0.051	0.08	0.04
Head	BT	78	2480	Tilt Right	0mm	/	13.20	15.00	0.148	0.22	0.064	0.10	-0.11
Body	BT	78	2480	Front	10mm		13.20	15.00	0.045	0.07	0.022	0.03	-0.13
Body	BT	78	2480	Rear	10mm	FIG A.118	13.20	15.00	0.055	0.08	0.026	0.04	0.04
Body	BT	78	2480	Right	10mm	/	13.20	15.00	<0.01	<0.01	<0.01	<0.01	
Body	BT	78	2480	Top	10mm	/	13.20	15.00	0.047	0.07	0.024	0.04	-0.14

15.5 SAR results for Phablet

According to the KDB648474 D04, for smart phones, with a display diagonal dimension > 15.0 cm or an overall diagonal dimension > 16.0 cm, that can provide similar mobile web access and multimedia support found in mini-tablets or UMPC mini-tablets and support voice calls next to the ear, unless it is confirmed otherwise through KDB inquiries, the following phablet procedures should be applied to evaluate SAR compliance for each applicable wireless modes and frequency band. Devices marketed as phablets, regardless of form factors and operating characteristics must be tested as a phablet to determine SAR compliance.

1. The normally required head and body-worn accessory SAR test procedures for handsets, including hotspot mode, must be applied.
2. The UMPC mini-tablet procedures must also be applied to test the SAR of all surfaces and edges with an antenna located at ≤ 25 mm from that surface or edge, in direct contact with a flat phantom, for 10-g extremity SAR according to the body-equivalent tissue dielectric parameters in KDB Publication 865664 D01 to address interactive hand use exposure conditions. When hotspot mode applies, 10-g extremity SAR is required only for the surfaces and edges with hotspot mode 1-g reported SAR > 1.2 W/kg; however, when power reduction applies to hotspot mode the measured SAR must be scaled to the maximum output power, including tolerance, allowed for phablet modes to compare with the 1.2 W/kg SAR test reduction threshold. The normal tablet procedures in KDB Publication 616217 are required when the overall diagonal dimension of the device is > 20.0 cm. Hotspot mode SAR is not required when normal tablet procedures are applied. Extremity 10-g SAR is also not required for the front (top) surface of larger form factor full size tablets. The more conservative normal tablet SAR results can be used to support phablet mode 10-g extremity SAR.
3. The simultaneous transmission operating configurations applicable to voice and data transmissions for both phone and mini-tablet modes must be taken into consideration separately for 1-g and 10-g SAR to determine the simultaneous transmission SAR test exclusion and measurement requirements for the relevant wireless modes and exposure conditions



ANT	RF Exposure Conditions	Frequency Band	Channel Number	Frequency (MHz)	Mode/RB	Test setup	Distance	Figure No.	Note	EUT Measured Power (dBm)	Tune up (dBm)	Measured SAR 1g (W/kg)	Calculated SAR 1g (W/kg)	Measured SAR 10g (W/kg)	Calculated SAR 10g (W/kg)	Power Drift
1	Body	WCDMA1700	1513	1732.6	RMC	Rear	0mm	\	Note1	21.03	21.80	4.280	5.11	1.810	2.16	-0.01
1	Body	WCDMA1700	1412	1732.5	RMC	Rear	0mm	\	Note1	21.18	21.80	4.260	4.91	1.790	2.06	-0.09
1	Body	WCDMA1700	1312	1712.4	RMC	Rear	0mm	\	Note1	21.13	21.80	3.900	4.55	1.690	1.97	-0.04
1	Body	WCDMA1700	1412	1732.5	RMC	Top	0mm	\	Note1	21.18	21.80	4.410	5.09	1.530	1.76	0.05
1	Body	WCDMA1700	1412	1732.5	RMC	Rear	13mm	\	\	23.12	23.80	1.410	1.65	0.717	0.84	0.06
1	Body	WCDMA1700	1412	1732.5	RMC	Top	10mm	\	\	23.12	23.80	1.430	1.67	0.690	0.81	0.12
1	Body	WCDMA1700	1412	1732.5	RMC	Rear	0mm	\	Note2	19.17	19.80	2.590	2.99	1.160	1.34	-0.03
1	Body	WCDMA1700	1412	1732.5	RMC	Top	0mm	\	Note2	19.17	19.80	2.030	2.35	0.836	0.97	0.12
1	Body	WCDMA1900	9538	1907.6	RMC	Top	0mm	\	Note1	18.96	19.80	3.330	4.04	1.300	1.58	0.15
1	Body	WCDMA1900	9400	1880	RMC	Top	0mm	\	Note1	18.92	19.80	3.420	4.19	1.330	1.63	0.08
1	Body	WCDMA1900	9262	1852.4	RMC	Top	0mm	\	Note1	18.91	19.80	3.380	4.15	1.310	1.61	0.07
1	Body	WCDMA1900	9400	1880	RMC	Top	10mm	\	\	22.00	22.80	1.250	1.50	0.659	0.79	0.15
1	Body	WCDMA1900	9538	1907.6	RMC	Top	0mm	\	Note2	16.96	17.80	1.940	2.35	0.799	0.97	0.03
1	Body	WCDMA1900	9400	1880	RMC	Top	0mm	\	Note2	16.91	17.80	2.020	2.48	0.825	1.01	0.15
1	Body	WCDMA1900	9262	1852.4	RMC	Top	0mm	\	Note2	16.92	17.80	2.260	2.77	0.874	1.07	0.07
1	Body	LTE Band2	18900	1880	1RB-Low	Rear	0mm	\	Note1	20.64	21.30	3.480	4.05	1.290	1.50	-0.17
1	Body	LTE Band2	18900	1880	1RB-Low	Top	0mm	\	Note1	20.64	21.30	4.640	5.40	1.580	1.84	0.03
1	Body	LTE Band2	19100	1900	50RB-Middle	Rear	0mm	\	Note1	20.79	21.30	3.930	4.42	1.430	1.61	0.16
1	Body	LTE Band2	19100	1900	50RB-Middle	Top	0mm	\	Note1	20.79	21.30	5.070	5.70	1.730	1.95	0.08
1	Body	LTE Band2	18900	1880	1RB-Low	Rear	13mm	\	\	23.37	23.80	1.460	1.61	0.737	0.81	0.03
1	Body	LTE Band2	18900	1880	1RB-Low	Top	10mm	\	\	23.37	23.80	1.250	1.38	0.629	0.69	0.18
1	Body	LTE Band2	19100	1900	50RB-Low	Rear	13mm	\	\	23.44	23.80	1.290	1.40	0.636	0.69	-0.06
1	Body	LTE Band2	19100	1900	50RB-Low	Top	10mm	\	\	23.44	23.80	1.760	1.91	0.828	0.90	0.15
1	Body	LTE Band2	19100	1900	1RB-High	Rear	0mm	\	Note2	19.07	19.80	3.020	3.57	1.110	1.31	0.12
1	Body	LTE Band2	19100	1900	1RB-High	Top	0mm	\	Note2	19.07	19.80	3.530	4.18	1.260	1.49	0.06
1	Body	LTE Band2	19100	1900	50RB-Low	Rear	0mm	\	Note2	19.26	19.80	3.100	3.51	1.140	1.29	0.08
1	Body	LTE Band2	19100	1900	50RB-Low	Top	0mm	\	Note2	19.26	19.80	3.760	4.26	1.350	1.53	0.04
1	Body	LTE Band7	21100	2535	1RB-Middle	Top	0mm	\	Note1	23.04	23.80	5.460	6.50	1.690	2.01	0.02
1	Body	LTE Band7	21350	2560	50RB-Low	Top	0mm	\	Note1	22.17	22.80	4.760	5.50	1.460	1.69	0.14
1	Body	LTE Band7	21100	2535	1RB-Middle	Top	10mm	\	\	23.04	23.80	1.050	1.25	0.448	0.53	0.13
1	Body	LTE Band7	21350	2560	50RB-Low	Top	10mm	\	\	22.17	22.80	0.976	1.13	0.445	0.51	0.02
1	Body	LTE Band7	21350	2560	1RB-Low	Top	0mm	\	Note2	21.21	21.80	3.550	4.07	1.040	1.19	0.16
1	Body	LTE Band7	21350	2560	50RB-Low	Top	0mm	\	Note2	21.40	21.80	3.640	3.99	1.080	1.18	0.12
1	Body	LTE Band25	26365	1882.5	1RB-Middle	Rear	0mm	\	Note1	21.19	21.80	3.370	3.88	1.330	1.53	0.19
1	Body	LTE Band25	26365	1882.5	1RB-Middle	Top	0mm	\	Note1	21.19	21.80	4.220	4.86	1.600	1.84	-0.04
1	Body	LTE Band25	26140	1860	50RB-Middle	Rear	0mm	\	Note1	21.42	21.80	3.470	3.79	1.370	1.50	-0.05
1	Body	LTE Band25	26140	1860	50RB-Middle	Top	0mm	\	Note1	21.42	21.80	4.870	5.32	1.800	1.96	0.09
1	Body	LTE Band25	26365	1882.5	1RB-Middle	Rear	13mm	\	\	23.33	23.80	1.170	1.30	0.595	0.66	-0.03
1	Body	LTE Band25	26365	1882.5	1RB-Middle	Top	10mm	\	\	23.33	23.80	0.896	1.00	0.501	0.56	0.13
1	Body	LTE Band25	26590	1905	50RB-Middle	Rear	13mm	\	\	23.46	23.80	1.340	1.45	0.662	0.72	0.06
1	Body	LTE Band25	26590	1905	50RB-Middle	Top	10mm	\	\	23.46	23.80	0.982	1.07	0.516	0.56	0.15
1	Body	LTE Band25	26365	1882.5	1RB-Middle	Rear	0mm	\	Note2	19.18	19.80	2.130	2.46	0.954	1.10	0.12
1	Body	LTE Band25	26365	1882.5	1RB-Middle	Top	0mm	\	Note2	19.18	19.80	3.630	4.19	1.330	1.53	0.06
1	Body	LTE Band25	26590	1905	50RB-Middle	Rear	0mm	\	Note2	19.31	19.80	2.300	2.57	1.020	1.14	0.02
1	Body	LTE Band25	26590	1905	50RB-Middle	Top	0mm	\	Note2	19.31	19.80	3.420	3.83	1.270	1.42	0.11
1	Body	LTE Band66	132572	1770	1RB-Low	Rear	0mm	\	Note1	22.33	22.80	4.920	5.48	2.100	2.34	0.09
1	Body	LTE Band66	132322	1745	1RB-Low	Rear	0mm	\	Note1	22.25	22.80	4.940	5.61	2.100	2.38	-0.07
1	Body	LTE Band66	132072	1720	1RB-Low	Rear	0mm	\	Note1	22.28	22.80	4.690	5.29	1.970	2.22	-0.10
1	Body	LTE Band66	132572	1770	1RB-Low	Top	0mm	\	Note1	22.33	22.80	4.640	5.17	1.670	1.86	-0.01
1	Body	LTE Band66	132572	1770	50RB-Middle	Rear	0mm	\	Note1	22.42	22.80	4.800	5.24	2.090	2.28	-0.02
1	Body	LTE Band66	132322	1745	50RB-Middle	Rear	0mm	\	Note1	22.39	22.80	5.090	5.59	2.230	2.45	-0.03
1	Body	LTE Band66	132072	1720	50RB-Middle	Rear	0mm	\	Note1	22.40	22.80	4.940	5.42	2.170	2.38	0.15
1	Body	LTE Band66	132572	1770	50RB-Middle	Top	0mm	\	Note1	22.42	22.80	4.720	5.15	1.690	1.84	-0.12
1	Body	LTE Band66	132322	1745	1RB-Low	Rear	13mm	\	\	24.31	24.80	1.070	1.20	0.565	0.63	0.15
1	Body	LTE Band66	132322	1745	1RB-Low	Top	15mm	\	\	24.31	24.80	2.120	2.37	1.030	1.15	0.02
1	Body	LTE Band66	132322	1745	50RB-Middle	Rear	13mm	\	\	23.32	23.80	0.923	1.03	0.486	0.54	0.13
1	Body	LTE Band66	132322	1745	50RB-Middle	Top	15mm	\	\	23.32	23.80	1.720	1.92	0.845	0.94	0.08
1	Body	LTE Band66	132322	1745	1RB-Middle	Rear	0mm	\	Note2	19.77	20.30	2.560	2.89	1.140	1.29	0.11
1	Body	LTE Band66	132322	1745	1RB-Middle	Top	0mm	\	Note2	19.77	20.30	1.910	2.16	0.830	0.94	0.13
1	Body	LTE Band66	132572	1770	50RB-High	Rear	0mm	\	Note2	19.66	20.30	1.970	2.18	0.968	1.07	0.09
1	Body	LTE Band66	132572	1770	50RB-High	Top	0mm	\	Note2	19.66	20.30	1.690	1.87	0.743	0.82	0.14

ANT	RF Exposure Conditions	Frequency Band	Channel Number	Frequency (MHz)	Mode/RB	Test setup	Distance	Figure No.	Note	EUT Measured Power (dBm)	Tune up (dBm)	Measured SAR 1g (W/kg)	Calculated SAR 1g (W/kg)	Measured SAR 10g (W/kg)	Calculated SAR 10g (W/kg)	Power Drift
0	Body	WCDMA1700	1412	1732.4	RMC	Bottom	0mm	\	Note1	22.73	23.30	3.200	3.65	1.530	1.74	0.02
0	Body	WCDMA1700	1412	1732.4	RMC	Bottom	10mm	\	\	24.35	24.80	1.260	1.40	0.668	0.74	0.14
0	Body	WCDMA1700	1513	1752.6	RMC	Bottom	0mm	\	Note2	21.72	22.30	2.860	3.27	1.280	1.46	0.05
0	Body	WCDMA1700	1412	1732.4	RMC	Bottom	0mm	\	Note2	21.78	22.30	3.150	3.55	1.400	1.58	0.16
0	Body	WCDMA1700	1312	1712.4	RMC	Bottom	0mm	\	Note2	21.70	22.30	3.420	3.93	1.520	1.75	-0.02
0	Body	WCDMA1900	9538	1907.6	RMC	Bottom	0mm	\	Note1	22.05	22.80	2.780	3.30	1.350	1.60	0.10
0	Body	WCDMA1900	9400	1880	RMC	Bottom	0mm	\	Note1	22.04	22.80	2.850	3.40	1.360	1.62	0.02
0	Body	WCDMA1900	9262	1852.4	RMC	Bottom	0mm	\	Note1	21.99	22.80	2.890	3.48	1.370	1.65	-0.03
0	Body	WCDMA1900	9400	1880	RMC	Bottom	10mm	\	\	23.92	24.80	1.030	1.26	0.556	0.68	0.14
0	Body	WCDMA1900	9538	1907.6	RMC	Bottom	0mm	\	Note2	20.03	20.80	1.700	2.03	0.815	0.97	0.02
0	Body	WCDMA1900	9400	1880	RMC	Bottom	0mm	\	Note2	20.06	20.80	1.750	2.08	0.828	0.98	-0.06
0	Body	WCDMA1900	9262	1852.4	RMC	Bottom	0mm	\	Note2	20.01	20.80	1.770	2.12	0.829	0.99	-0.04
0	Body	LTE Band2	19100	1900	1RB-Low	Bottom	0mm	\	Note1	23.25	23.80	3.200	3.63	1.440	1.63	-0.06
0	Body	LTE Band2	18700	1860	50RB-High	Bottom	0mm	\	Note1	23.37	23.80	3.120	3.44	1.410	1.56	-0.07
0	Body	LTE Band2	18700	1860	1RB-Middle	Bottom	0mm	\	\	24.23	24.80	0.923	1.05	0.497	0.57	0.12
0	Body	LTE Band2	18700	1860	50RB-High	Bottom	0mm	\	\	23.36	23.80	0.758	0.84	0.407	0.45	0.06
0	Body	LTE Band2	18900	1880	1RB-Low	Bottom	0mm	\	Note2	20.74	21.30	1.910	2.17	0.862	0.98	-0.17
0	Body	LTE Band2	18700	1860	50RB-High	Bottom	0mm	\	Note2	20.85	21.30	1.960	2.17	0.883	0.98	0.07



ANT	RF Exposure Conditions	Test Position	Phantom position L/R/F	Frequency Band	Channel Number	Frequency (MHz)	Mode	Test setup	Distance	Figure No.	Note	EUT Measured Power (dBm)	Tune up (dBm)	Measured SAR 1g (W/kg)	Calculated SAR 1g (W/kg)	Measured SAR 10g (W/kg)	Calculated SAR 10g (W/kg)	Power Drift
0	Body	Body	F	N41	535998	2679.99	DFT-OFDM QPSK	Rear	0mm	\	\	24.3	24.7	1.830	2.01	1.190	1.30	-0.06
0	Body	Body	F	N41	527298	2636.49	DFT-OFDM QPSK	Rear	0mm	\	\	24.29	24.7	1.430	1.57	0.980	1.08	0.10
0	Body	Body	F	N41	518598	2592.99	DFT-OFDM QPSK	Rear	0mm	\	\	24.46	24.7	4.100	4.33	2.030	2.15	0.06
0	Body	Body	F	N41	509902	2549.51	DFT-OFDM QPSK	Rear	0mm	\	\	24.35	24.7	2.560	2.77	1.520	1.65	-0.01
0	Body	Body	F	N41	501204	2506.02	DFT-OFDM QPSK	Rear	0mm	\	\	24.4	24.7	2.940	3.15	1.570	1.68	0.15
0	Body	Body	F	N41	518598	2592.99	DFT-OFDM QPSK	Rear	12mm	\	\	26.5	27.2	0.824	0.97	0.432	0.51	0.14
0	Body	Body	F	N66	355500	1777.5	DFT-OFDM QPSK	Bottom	0mm	\	\	23.9	25	4.030	5.19	1.860	2.40	0.12
0	Body	Body	F	N66	349000	1745	DFT-OFDM FI/2 BPSK	Bottom	0mm	\	\	23.98	25	4.590	5.81	2.020	2.55	0.16
0	Body	Body	F	N66	342500	1712.5	DFT-OFDM QPSK	Bottom	0mm	\	\	23.87	25	3.860	5.01	1.790	2.32	-0.09
1	Body	Body	F	N25	376500	1882.5	DFT-OFDM QPSK	Rear	0mm	\	Note1	21.39	22	3.500	4.03	1.740	2.00	0.13
1	Body	Body	F	N25	382500	1912.5	DFT-OFDM QPSK	Top	0mm	\	Note1	21.3	22	4.580	5.38	1.660	1.95	0.11
1	Body	Body	F	N25	376500	1882.5	DFT-OFDM QPSK	Top	0mm	\	Note1	21.39	22	5.240	6.03	2.100	2.42	0.06
1	Body	Body	F	N25	370500	1852.5	DFT-OFDM QPSK	Top	0mm	\	Note1	21.35	22	4.070	4.73	1.720	2.00	0.13
1	Body	Body	F	N25	376500	1882.5	DFT-OFDM QPSK	Rear	12mm	\	\	23.34	24	0.911	1.06	0.482	0.56	0.12
1	Body	Body	F	N25	376500	1882.5	DFT-OFDM QPSK	Top	10mm	\	\	23.34	24	1.85	2.15	0.87	1.01	0.03
1	Body	Body	F	N25	376500	1882.5	DFT-OFDM QPSK	Rear	0mm	\	Note2	19.39	20	3.060	3.52	1.200	1.38	0.11
1	Body	Body	F	N25	376500	1882.5	DFT-OFDM QPSK	Top	0mm	\	Note2	19.39	20	3.360	3.87	1.290	1.48	0.08
1	Body	Body	F	N41	535998	2679.99	DFT-OFDM QPSK	Rear	0mm	\	Note1	21.99	23.7	1.920	2.85	1.040	1.54	0.19
1	Body	Body	F	N41	527298	2636.49	DFT-OFDM QPSK	Rear	0mm	\	Note1	22.08	23.7	1.500	2.18	0.860	1.25	0.10
1	Body	Body	F	N41	518598	2592.99	DFT-OFDM QPSK	Rear	0mm	\	Note1	22.17	23.7	4.290	6.10	1.780	2.53	0.14
1	Body	Body	F	N41	509902	2549.51	DFT-OFDM QPSK	Rear	0mm	\	Note1	22.15	23.7	2.680	3.83	1.330	1.90	0.16
1	Body	Body	F	N41	501204	2506.02	DFT-OFDM QPSK	Rear	0mm	\	Note1	22.01	23.7	3.080	4.55	1.380	2.04	0.01
1	Body	Body	F	N41	535998	2679.99	DFT-OFDM QPSK	Top	0mm	\	Note1	21.99	23.7	3.820	5.66	1.320	1.96	-0.02
1	Body	Body	F	N41	527298	2636.49	DFT-OFDM QPSK	Top	0mm	\	Note1	22.08	23.7	3.950	5.74	1.440	2.09	-0.16
1	Body	Body	F	N41	518598	2592.99	DFT-OFDM QPSK	Top	0mm	\	Note1	22.17	23.7	5.350	7.61	1.760	2.50	-0.09
1	Body	Body	F	N41	509902	2549.51	DFT-OFDM QPSK	Top	0mm	\	Note1	22.15	23.7	2.850	4.07	0.990	1.41	0.11
1	Body	Body	F	N41	501204	2506.02	DFT-OFDM QPSK	Top	0mm	\	Note1	22.01	23.7	3.470	5.12	1.330	1.96	0.08
1	Body	Body	F	N41	518598	2592.99	DFT-OFDM QPSK	Rear	12mm	\	\	24.11	25.2	0.632	0.81	0.327	0.42	-0.12
1	Body	Body	F	N41	518598	2592.99	DFT-OFDM QPSK	Top	10mm	\	\	24.11	25.2	1.07	1.38	0.46	0.59	0.04
1	Body	Body	F	N41	518598	2592.99	DFT-OFDM QPSK	Rear	0mm	\	Note2	21.98	22.2	5.360	6.64	1.500	1.58	0.06
1	Body	Body	F	N41	518598	2592.99	DFT-OFDM QPSK	Top	0mm	\	Note2	21.98	22.2	6.440	6.77	1.610	1.69	0.07
1	Body	Body	F	N66	355500	1777.5	DFT-OFDM QPSK	Rear	0mm	\	Note1	21.31	22.5	3.970	5.22	1.680	2.21	0.17
1	Body	Body	F	N66	349000	1745	DFT-OFDM QPSK	Rear	0mm	\	Note1	21.43	22.5	5.190	6.64	2.150	2.75	0.07
1	Body	Body	F	N66	342500	1712.5	DFT-OFDM QPSK	Rear	0mm	\	Note1	21.32	22.5	3.930	5.16	1.78	2.34	0.04
1	Body	Body	F	N66	349000	1745	DFT-OFDM QPSK	Top	0mm	\	Note1	21.43	22.5	4.350	5.57	1.500	1.92	0.10
1	Body	Body	F	N66	349000	1745	DFT-OFDM QPSK	Rear	12mm	\	\	22.91	23.5	1.04	1.19	0.55	0.63	0.08
1	Body	Body	F	N66	349000	1745	DFT-OFDM QPSK	Top	10mm	\	\	22.91	23.5	1.41	1.62	0.678	0.78	-0.15
1	Body	Body	F	N66	349000	1745	DFT-OFDM QPSK	Rear	0mm	\	Note2	20.9	21.5	4.040	4.64	1.710	1.96	-0.07
1	Body	Body	F	N66	349000	1745	DFT-OFDM QPSK	Top	0mm	\	Note2	20.9	21.5	2.600	2.99	0.960	1.10	0.13
4	Body	Body	F	N41	535998	2679.99	DFT-OFDM QPSK	Rear	0mm	\	Note1	23.73	25.2	4.500	6.31	1.640	2.30	-0.03
4	Body	Body	F	N41	527298	2636.49	DFT-OFDM QPSK	Rear	0mm	\	Note1	23.72	25.2	5.240	7.37	1.980	2.78	0.14
4	Body	Body	F	N41	518598	2592.99	DFT-OFDM QPSK	Rear	0mm	\	Note1	23.89	25.2	4.810	6.50	1.950	2.64	0.12
4	Body	Body	F	N41	509902	2549.51	DFT-OFDM QPSK	Rear	0mm	\	Note1	23.78	25.2	4.680	6.49	1.950	2.70	0.17
4	Body	Body	F	N41	501204	2506.02	DFT-OFDM QPSK	Rear	0mm	\	Note1	23.83	25.2	4.330	5.94	1.870	2.56	0.11
4	Body	Body	F	N41	509902	2549.51	DFT-OFDM QPSK	Rear	12mm	\	\	25.63	26.3	1.090	1.27	0.580	0.68	0.13
4	Body	Body	F	N41	535998	2679.99	DFT-OFDM QPSK	Rear	0mm	\	Note2	20.52	21.7	3.550	4.66	1.250	1.64	0.11

Test Position	Frequency Band	Channel Number	Frequency (MHz)	Mode	Test position	Distance	Figure No.	Note	Duty Cycle	EUT Measured Power (dBm)	Tune up (dBm)	Measured SAR 1g (W/kg)	Calculated SAR 1g (W/kg)	Measured SAR 10g (W/kg)	Calculated SAR 10g (W/kg)	Power Drift
Body	WLAN	1	2412	11b	Rear	0mm	/	/	99.50%	21.27	22.00	2.590	3.06	1.170	1.39	0.13
Body	WLAN	1	2412	11b	Top	0mm	/	/	99.50%	21.27	22.00	4.390	5.19	1.520	1.81	0.06
Body	WLAN	56	5280	11a	Rear	0mm	/	/	98.00%	13.36	13.50	1.580	1.63	0.440	0.46	0.03
Body	WLAN	56	5280	11a	Top	0mm	/	/	98.00%	13.36	13.50	2.650	2.74	0.624	0.66	0.06

Test Position	Frequency Band	Channel Number	Frequency (MHz)	Test position	Distance	Figure No.	EUT Measured Power (dBm)	Tune up (dBm)	Measured SAR 1g (W/kg)	Calculated SAR 1g (W/kg)	Measured SAR 10g (W/kg)	Calculated SAR 10g (W/kg)	Power Drift
Body	BT	78	2480	Front	0mm	/	13.20	15.00	0.381	0.58	0.143	0.22	0.05
Body	BT	78	2480	Rear	0mm	/	13.20	15.00	0.483	0.73	0.157	0.24	0.18

16 SAR Measurement Variability

SAR measurement variability must be assessed for each frequency band, which is determined by the SAR probe calibration point and tissue-equivalent medium used for the device measurements. When both head and body tissue-equivalent media are required for SAR measurements in a frequency band, the variability measurement procedures should be applied to the tissue medium with the highest measured SAR, using the highest measured SAR configuration for that tissue-equivalent medium.

The following procedures are applied to determine if repeated measurements are required.

- 1) Repeated measurement is not required when the original highest measured SAR is < 0.80 W/kg; steps 2) through 4) do not apply.
- 2) When the original highest measured SAR is ≥ 0.80 W/kg, repeat that measurement once.
- 3) Perform a second repeated measurement only if the ratio of largest to smallest SAR for the original and first repeated measurements is > 1.20 or when the original or repeated measurement is ≥ 1.45 W/kg ($\sim 10\%$ from the 1-g SAR limit).
- 4) Perform a third repeated measurement only if the original, first or second repeated measurement is ≥ 1.5 W/kg and the ratio of largest to smallest SAR for the original, first and second repeated measurements is > 1.20

Table 16.1: SAR Measurement Variability for Head GSM1900 ANT1 (1g)

Frequency		Mode	Test Position	Original SAR (W/kg)	First Repeated SAR (W/kg)	The Ratio	Second Repeated SAR (W/kg)
Ch.	MHz						
512	1850.2	GSM	Tilt Right	0.906	0.893	1.02	/

Table 16.2: SAR Measurement Variability for Head WCDMA1700 ANT1 (1g)

Frequency		Mode	Test Position	Original SAR (W/kg)	First Repeated SAR (W/kg)	The Ratio	Second Repeated SAR (W/kg)
Ch.	MHz						
1513	1752.6	RMC	Tilt Right	0.922	0.907	1.02	/

Table 16.3: SAR Measurement Variability for Head WCDMA1900 ANT1 (1g)

Frequency		Mode	Test Position	Original SAR (W/kg)	First Repeated SAR (W/kg)	The Ratio	Second Repeated SAR (W/kg)
Ch.	MHz						
9400	1880	RMC	Tilt Right	0.941	0.911	1.03	/

Table 16.4: SAR Measurement Variability for Body WCDMA1900 ANT1 (1g)

Frequency		Mode	Test Position	Original SAR (W/kg)	First Repeated SAR (W/kg)	The Ratio	Second Repeated SAR (W/kg)
Ch.	MHz						
9400	1880	RMC	Rear 15mm	0.983	0.961	1.02	/

Table 16.5: SAR Measurement Variability for Head LTE B2 (1g)

Frequency		Mode	Test Position	Original SAR (W/kg)	First Repeated SAR (W/kg)	The Ratio	Second Repeated SAR (W/kg)
Ch.	MHz						
19100	1900	1RB-Low	Tilt Right	0.968	0.942	1.03	/

Table 16.6: SAR Measurement Variability for Head LTE B25 (1g)

Frequency		Mode	Test Position	Original SAR (W/kg)	First Repeated SAR (W/kg)	The Ratio	Second Repeated SAR (W/kg)
Ch.	MHz						
26590	1905	1RB-Low	Tilt Right	0.890	0.855	1.04	/

Table 16.7: SAR Measurement Variability for Body LTE B25 (1g)

Frequency		Mode	Test Position	Original SAR (W/kg)	First Repeated SAR (W/kg)	The Ratio	Second Repeated SAR (W/kg)
Ch.	MHz						
26365	1882.5	1RB-Middle	Rear 15mm	0.819	0.801	1.02	/

Table 16.8: SAR Measurement Variability for Head LTE B66 (1g)

Frequency		Mode	Test Position	Original SAR (W/kg)	First Repeated SAR (W/kg)	The Ratio	Second Repeated SAR (W/kg)
Ch.	MHz						
132322	1745	1RB-Low	Tilt Right	1.02	0.973	1.05	/

Table 16.9: SAR Measurement Variability for Head N25 (1g)

Frequency		Mode	Test Position	Original SAR (W/kg)	First Repeated SAR (W/kg)	The Ratio	Second Repeated SAR (W/kg)
Ch.	MHz						
376500	1882.5	DFT-OFDM QPSK	Tilt Right	0.903	0.874	1.03	/

Table 16.10: SAR Measurement Variability for Head N66 (1g)

Frequency		Mode	Test Position	Original SAR (W/kg)	First Repeated SAR (W/kg)	The Ratio	Second Repeated SAR (W/kg)
Ch.	MHz						
349000	1745	DFT-OFDM QPSK	Tilt Right	0.996	0.973	1.02	/

Table 16.11: SAR Measurement Variability for Head WIFI2.4G (1g)

Frequency		Mode	Test Position	Original SAR (W/kg)	First Repeated SAR (W/kg)	The Ratio	Second Repeated SAR (W/kg)
Ch.	MHz						
11	2462	11b	Cheek Left	0.902	0.869	1.04	/

Table 16.12: SAR Measurement Variability for Head WIFI5G (1g)

Frequency		Mode	Test Position	Original SAR (W/kg)	First Repeated SAR (W/kg)	The Ratio	Second Repeated SAR (W/kg)
Ch.	MHz						
56	5280	11a	Tilt Left	0.999	0.967	1.03	/

Table 16.13: SAR Measurement Variability for Head WIFI5G (1g)

Frequency		Mode	Test Position	Original SAR (W/kg)	First Repeated SAR (W/kg)	The Ratio	Second Repeated SAR (W/kg)
Ch.	MHz						
136	5680	11a	Top 10mm	1.09	0.991	1.10	/
122	5610	11ac-80M	Rear 15mm	0.929	0.907	1.02	/

Table 16.4: SAR Measurement Variability for Body LTE B66-ANT2 (1g)

Frequency		Mode	Test Position	Spacing (mm)	Original SAR (W/kg)	First Repeated SAR (W/kg)	The Ratio	Second Repeated SAR (W/kg)
Ch.	MHz							
132572	1770	50RB-High	Left	10	0.924	0.907	1.02	/

Table 16.5: SAR Measurement Variability for Head n5 (1g)

Frequency		Mode	Test Position	Original SAR (W/kg)	First Repeated SAR (W/kg)	The Ratio	Second Repeated SAR (W/kg)
Ch.	MHz						
167800	839	/	Right Tilt	0.992	0.978	1.01	/

Table 16.6: SAR Measurement Variability for Head WIFI 5G (1g)

Frequency		Mode	Test Position	Original SAR (W/kg)	First Repeated SAR (W/kg)	The Ratio	Second Repeated SAR (W/kg)
Ch.	MHz						
136	5680	11a 6M	Left Cheek	0.868	0.835	1.04	/
136	5680	11a 6M	Left Tilt	0.835	0.822	1.02	/

17 Measurement Uncertainty

17.1 Measurement Uncertainty for Normal SAR Tests (300MHz~3GHz)

No.	Error Description	Type	Uncertainty value	Probably Distribution	Div.	(Ci) 1g	(Ci) 10g	Std. Unc. (1g)	Std. Unc. (10g)	Degree of freedom
Measurement system										
1	Probe calibration	B	6.0	N	1	1	1	6.0	6.0	∞
2	Isotropy	B	4.7	R	$\sqrt{3}$	0.7	0.7	1.9	1.9	∞
3	Boundary effect	B	1.0	R	$\sqrt{3}$	1	1	0.6	0.6	∞
4	Linearity	B	4.7	R	$\sqrt{3}$	1	1	2.7	2.7	∞
5	Detection limit	B	1.0	N	1	1	1	0.6	0.6	∞
6	Readout electronics	B	0.3	R	$\sqrt{3}$	1	1	0.3	0.3	∞
7	Response time	B	0.8	R	$\sqrt{3}$	1	1	0.5	0.5	∞
8	Integration time	B	2.6	R	$\sqrt{3}$	1	1	1.5	1.5	∞
9	RF ambient conditions-noise	B	0	R	$\sqrt{3}$	1	1	0	0	∞
10	RFambient conditions-reflection	B	0	R	$\sqrt{3}$	1	1	0	0	∞
11	Probe positioned mech. restrictions	B	0.4	R	$\sqrt{3}$	1	1	0.2	0.2	∞
12	Probe positioning with respect to phantom shell	B	2.9	R	$\sqrt{3}$	1	1	1.7	1.7	∞
13	Post-processing	B	1.0	R	$\sqrt{3}$	1	1	0.6	0.6	∞
Test sample related										
14	Test sample positioning	A	3.3	N	1	1	1	3.3	3.3	71
15	Device holder uncertainty	A	3.4	N	1	1	1	3.4	3.4	5
16	Drift of output power	B	5.0	R	$\sqrt{3}$	1	1	2.9	2.9	∞
Phantom and set-up										
17	Phantom uncertainty	B	4.0	R	$\sqrt{3}$	1	1	2.3	2.3	∞
18	Liquid conductivity (target)	B	5.0	R	$\sqrt{3}$	0.64	0.43	1.8	1.2	∞
19	Liquid conductivity (meas.)	A	2.06	N	1	0.64	0.43	1.32	0.89	43
20	Liquid permittivity (target)	B	5.0	R	$\sqrt{3}$	0.6	0.49	1.7	1.4	∞
21	Liquid permittivity (meas.)	A	1.6	N	1	0.6	0.49	1.0	0.8	521

Combined standard uncertainty	$u_c = \sqrt{\sum_{i=1}^{21} c_i^2 u_i^2}$							9.55	9.43	257
Expanded uncertainty (confidence interval of 95 %)	$u_e = 2u_c$							19.1	18.9	

17.2 Measurement Uncertainty for Normal SAR Tests (3~6GHz)

No.	Error Description	Type	Uncertainty value	Probably Distribution	Div.	(Ci) 1g	(Ci) 10g	Std. Unc. (1g)	Std. Unc. (10g)	Degree of freedom
Measurement system										
1	Probe calibration	B	6.55	N	1	1	1	6.55	6.55	∞
2	Isotropy	B	4.7	R	$\sqrt{3}$	0.7	0.7	1.9	1.9	∞
3	Boundary effect	B	2.0	R	$\sqrt{3}$	1	1	1.2	1.2	∞
4	Linearity	B	4.7	R	$\sqrt{3}$	1	1	2.7	2.7	∞
5	Detection limit	B	1.0	R	$\sqrt{3}$	1	1	0.6	0.6	∞
6	Readout electronics	B	0.3	R	$\sqrt{3}$	1	1	0.3	0.3	∞
7	Response time	B	0.8	R	$\sqrt{3}$	1	1	0.5	0.5	∞
8	Integration time	B	2.6	R	$\sqrt{3}$	1	1	1.5	1.5	∞
9	RF ambient conditions-noise	B	0	R	$\sqrt{3}$	1	1	0	0	∞
10	RFambient conditions-reflection	B	0	R	$\sqrt{3}$	1	1	0	0	∞
11	Probe positioned mech. restrictions	B	0.8	R	$\sqrt{3}$	1	1	0.5	0.5	∞
12	Probe positioning with respect to phantom shell	B	6.7	R	$\sqrt{3}$	1	1	3.9	3.9	∞
13	Post-processing	B	4.0	R	$\sqrt{3}$	1	1	2.3	2.3	∞
Test sample related										
14	Test sample positioning	A	3.3	N	1	1	1	3.3	3.3	71
15	Device holder uncertainty	A	3.4	N	1	1	1	3.4	3.4	5
16	Drift of output power	B	5.0	R	$\sqrt{3}$	1	1	2.9	2.9	∞
Phantom and set-up										
17	Phantom uncertainty	B	4.0	R	$\sqrt{3}$	1	1	2.3	2.3	∞
18	Liquid conductivity (target)	B	5.0	R	$\sqrt{3}$	0.64	0.43	1.8	1.2	∞
19	Liquid conductivity (meas.)	A	2.06	N	1	0.64	0.43	1.32	0.89	43
20	Liquid permittivity (target)	B	5.0	R	$\sqrt{3}$	0.6	0.49	1.7	1.4	∞

21	Liquid permittivity (meas.)	A	1.6	N	1	0.6	0.49	1.0	0.8	521
Combined standard uncertainty		$u_c' = \sqrt{\sum_{i=1}^{21} c_i^2 u_i^2}$						10.7	10.6	257
Expanded uncertainty (confidence interval of 95 %)		$u_e = 2u_c$						21.4	21.1	

17.3 Measurement Uncertainty for Fast SAR Tests (300MHz~3GHz)

No.	Error Description	Type	Uncertainty value	Probably Distribution	Div.	(Ci) 1g	(Ci) 10g	Std. Unc. (1g)	Std. Unc. (10g)	Degree of freedom
Measurement system										
1	Probe calibration	B	6.0	N	1	1	1	6.0	6.0	∞
2	Isotropy	B	4.7	R	$\sqrt{3}$	0.7	0.7	1.9	1.9	∞
3	Boundary effect	B	1.0	R	$\sqrt{3}$	1	1	0.6	0.6	∞
4	Linearity	B	4.7	R	$\sqrt{3}$	1	1	2.7	2.7	∞
5	Detection limit	B	1.0	R	$\sqrt{3}$	1	1	0.6	0.6	∞
6	Readout electronics	B	0.3	R	$\sqrt{3}$	1	1	0.3	0.3	∞
7	Response time	B	0.8	R	$\sqrt{3}$	1	1	0.5	0.5	∞
8	Integration time	B	2.6	R	$\sqrt{3}$	1	1	1.5	1.5	∞
9	RF ambient conditions-noise	B	0	R	$\sqrt{3}$	1	1	0	0	∞
10	RFambient conditions-reflection	B	0	R	$\sqrt{3}$	1	1	0	0	∞
11	Probe positioned mech. Restrictions	B	0.4	R	$\sqrt{3}$	1	1	0.2	0.2	∞
12	Probe positioning with respect to phantom shell	B	2.9	R	$\sqrt{3}$	1	1	1.7	1.7	∞
13	Post-processing	B	1.0	R	$\sqrt{3}$	1	1	0.6	0.6	∞
14	Fast SAR z-Approximation	B	7.0	R	$\sqrt{3}$	1	1	4.0	4.0	∞
Test sample related										
15	Test sample positioning	A	3.3	N	1	1	1	3.3	3.3	71
16	Device holder uncertainty	A	3.4	N	1	1	1	3.4	3.4	5
17	Drift of output power	B	5.0	R	$\sqrt{3}$	1	1	2.9	2.9	∞
Phantom and set-up										
18	Phantom uncertainty	B	4.0	R	$\sqrt{3}$	1	1	2.3	2.3	∞
19	Liquid conductivity (target)	B	5.0	R	$\sqrt{3}$	0.64	0.43	1.8	1.2	∞

20	Liquid conductivity (meas.)	A	2.06	N	1	0.64	0.43	1.32	0.89	43
21	Liquid permittivity (target)	B	5.0	R	$\sqrt{3}$	0.6	0.49	1.7	1.4	∞
22	Liquid permittivity (meas.)	A	1.6	N	1	0.6	0.49	1.0	0.8	521
Combined standard uncertainty		$u_c = \sqrt{\sum_{i=1}^{22} c_i^2 u_i^2}$						10.4	10.3	257
Expanded uncertainty (confidence interval of 95 %)		$u_e = 2u_c$						20.8	20.6	

17.4 Measurement Uncertainty for Fast SAR Tests (3~6GHz)

No.	Error Description	Type	Uncertainty value	Probably Distribution	Div.	(Ci) 1g	(Ci) 10g	Std. Unc. (1g)	Std. Unc. (10g)	Degree of freedom
Measurement system										
1	Probe calibration	B	6.55	N	1	1	1	6.55	6.55	∞
2	Isotropy	B	4.7	R	$\sqrt{3}$	0.7	0.7	1.9	1.9	∞
3	Boundary effect	B	2.0	R	$\sqrt{3}$	1	1	1.2	1.2	∞
4	Linearity	B	4.7	R	$\sqrt{3}$	1	1	2.7	2.7	∞
5	Detection limit	B	1.0	R	$\sqrt{3}$	1	1	0.6	0.6	∞
6	Readout electronics	B	0.3	R	$\sqrt{3}$	1	1	0.3	0.3	∞
7	Response time	B	0.8	R	$\sqrt{3}$	1	1	0.5	0.5	∞
8	Integration time	B	2.6	R	$\sqrt{3}$	1	1	1.5	1.5	∞
9	RF ambient conditions-noise	B	0	R	$\sqrt{3}$	1	1	0	0	∞
10	RFambient conditions-reflection	B	0	R	$\sqrt{3}$	1	1	0	0	∞
11	Probe positioned mech. Restrictions	B	0.8	R	$\sqrt{3}$	1	1	0.5	0.5	∞
12	Probe positioning with respect to phantom shell	B	6.7	R	$\sqrt{3}$	1	1	3.9	3.9	∞
13	Post-processing	B	1.0	R	$\sqrt{3}$	1	1	0.6	0.6	∞
14	Fast SAR z-Approximation	B	14.0	R	$\sqrt{3}$	1	1	8.1	8.1	∞
Test sample related										
15	Test sample positioning	A	3.3	N	1	1	1	3.3	3.3	71
16	Device holder uncertainty	A	3.4	N	1	1	1	3.4	3.4	5

17	Drift of output power	B	5.0	R	$\sqrt{3}$	1	1	2.9	2.9	∞
Phantom and set-up										
18	Phantom uncertainty	B	4.0	R	$\sqrt{3}$	1	1	2.3	2.3	∞
19	Liquid conductivity (target)	B	5.0	R	$\sqrt{3}$	0.64	0.43	1.8	1.2	∞
20	Liquid conductivity (meas.)	A	2.06	N	1	0.64	0.43	1.32	0.89	43
21	Liquid permittivity (target)	B	5.0	R	$\sqrt{3}$	0.6	0.49	1.7	1.4	∞
22	Liquid permittivity (meas.)	A	1.6	N	1	0.6	0.49	1.0	0.8	521
Combined standard uncertainty		$u_c = \sqrt{\sum_{i=1}^{22} c_i^2 u_i^2}$						13.5	13.4	257
Expanded uncertainty (confidence interval of 95 %)		$u_e = 2u_c$						27.0	26.8	

18 MAIN TEST INSTRUMENTS

Table 18.1: List of Main Instruments

No.	Name	Type	Serial Number	Calibration Date	Valid Period
01	Network analyzer	E5071C	MY46110673	January 14, 2021	One year
02	Power meter	NRP2	106277	September 23, 2021	One year
03	Power sensor	NRP8S	104291		
04	Signal Generator	E4438C	MY49071430	February 1, 2021	One Year
05	Amplifier	60S1G4	0331848	No Calibration Requested	
06	BTS	CMW500	159890	January 25 2021	One year
07	BTS	CMW500	166370	June 25, 2021	One year
08	E-field Probe	SPEAG EX3DV4	7517	February 03, 2021	One year
09	DAE	SPEAG DAE4	1525	September 1, 2021	One year
10	Dipole Validation Kit	SPEAG D750V3	1017	July 12,2021	One year
11	Dipole Validation Kit	SPEAG D1750V2	1003	July 12,,2021	One year
12	Dipole Validation Kit	SPEAG D1900V2	5d101	July 15,2021	One year
13	Dipole Validation Kit	SPEAG D1900V2	5d101	July 15,2021	One year
14	Dipole Validation Kit	SPEAG D2450V2	853	July 26,2021	One year
15	Dipole Validation Kit	SPEAG D2600V2	1012	July 26,2021	One year
16	Dipole Validation Kit	SPEAG D5GHzV2	1060	June 22,2021	One year

END OF REPORT BODY



Appendixes

Refer to separated files for the following appendixes

ANNEX A Graph Results

ANNEX B System Verification Results

ANNEX C SAR Measurement Setup

ANNEX D Position of the wireless device in relation to the phantom

ANNEX E Equivalent Media Recipes

ANNEX F System Validation

ANNEX G Probe Calibration Certificate

ANNEX H Dipole Calibration Certificate

ANNEX I Sensor Triggering Data Summary

ANNEX J Accreditation Certificate