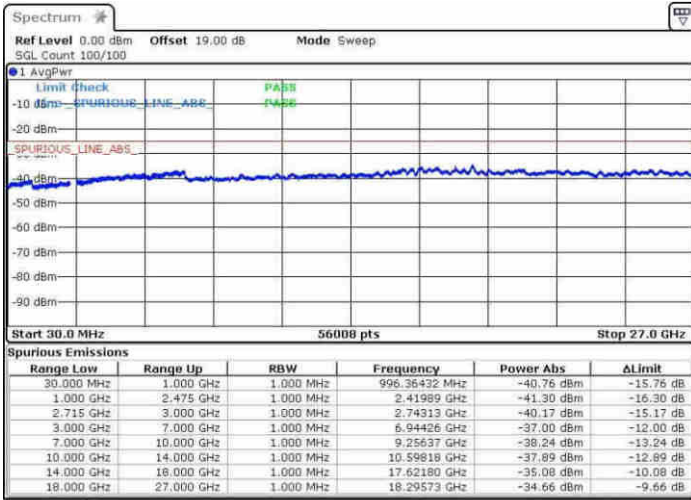




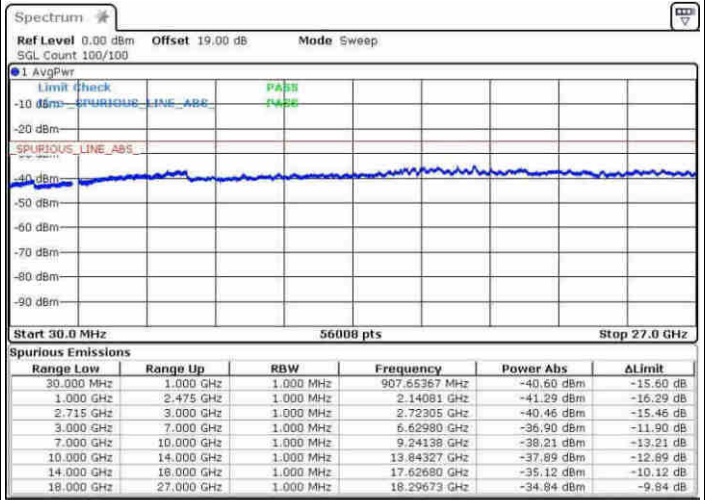
LTE Band 41 / 5MHz+20MHz

Middle Channel / Q

Middle Channel / 16QAM

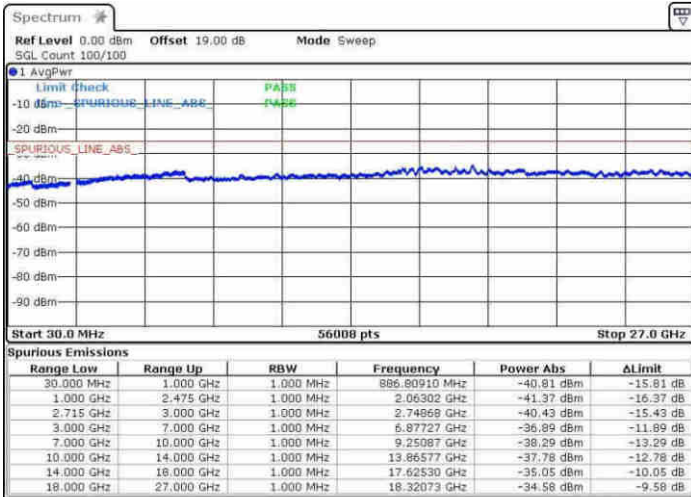


Date: 22 APR 2017 19:10:28



Date: 22 APR 2017 19:11:28

Middle Channel / 64QAM



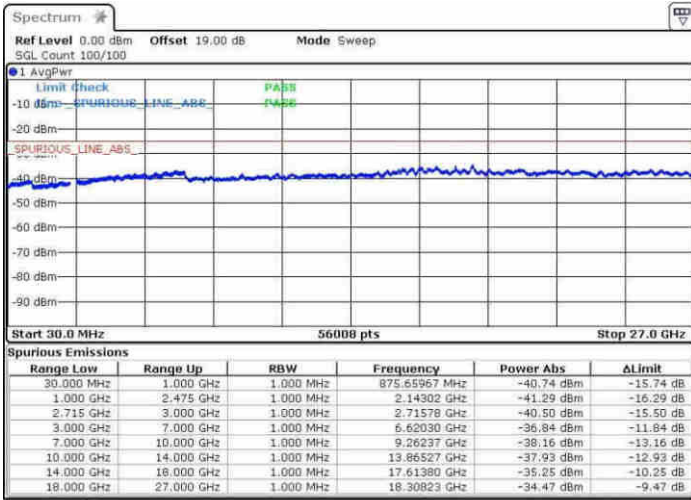
Date: 22 APR 2017 19:41:07



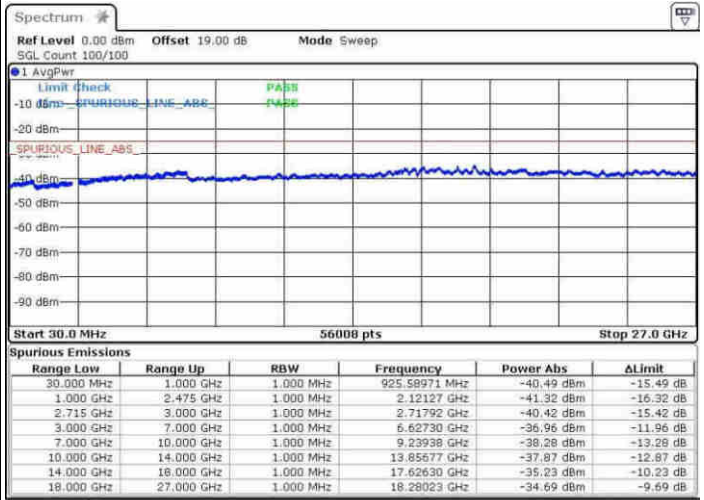
LTE Band 41 / 5MHz+20MHz

Highest Channel / Q

Highest Channel / 16QAM

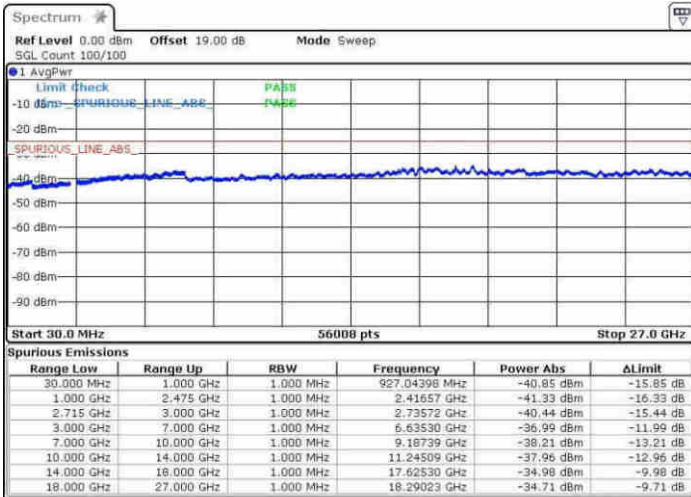


Date: 22 APR 2017 20:06:57



Date: 22 APR 2017 20:11:03

Highest Channel / 64QAM

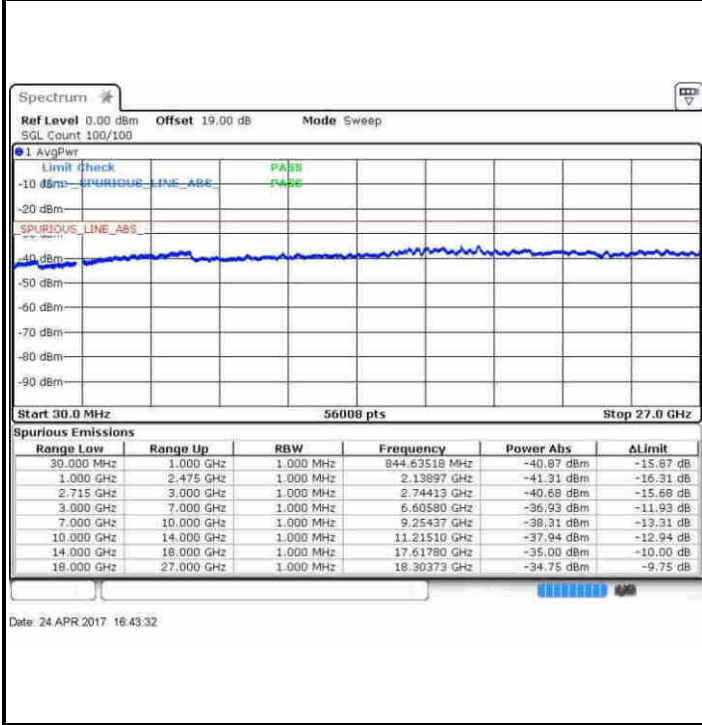


Date: 22 APR 2017 20:12:15

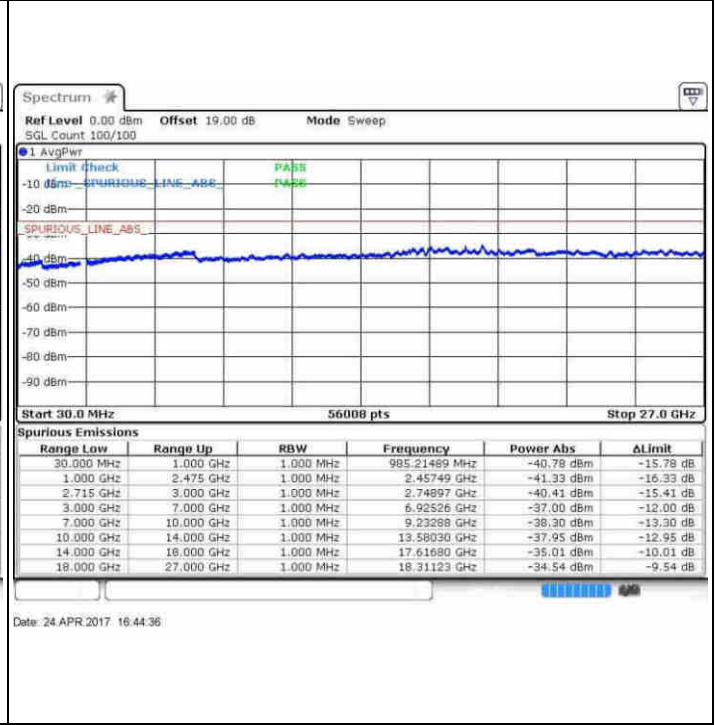


LTE Band 41 / 10MHz+20MHz

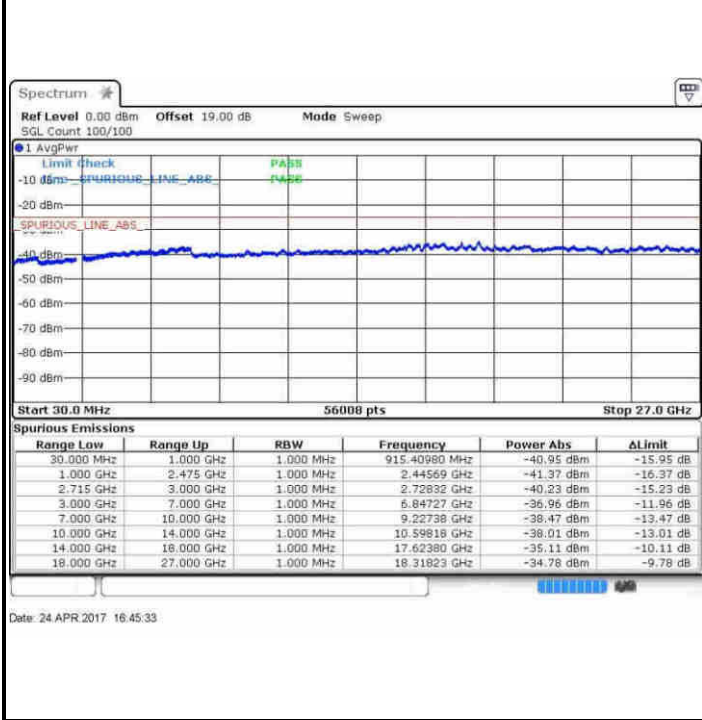
Lowest Channel / QPSK



Lowest Channel / 16QAM



Lowest Channel / 64QAM

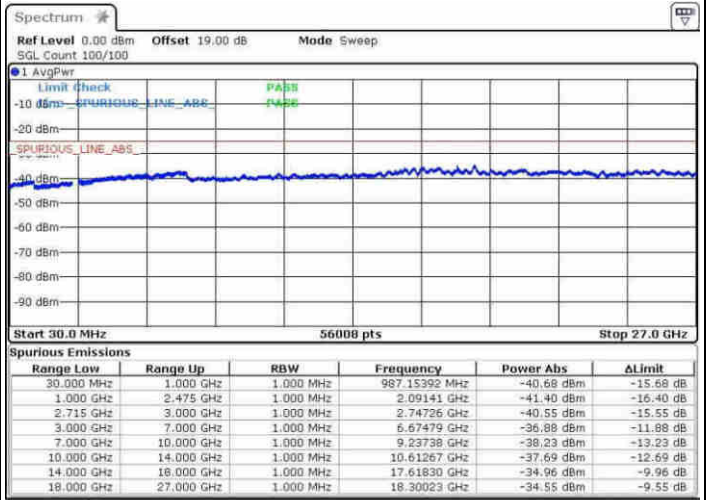
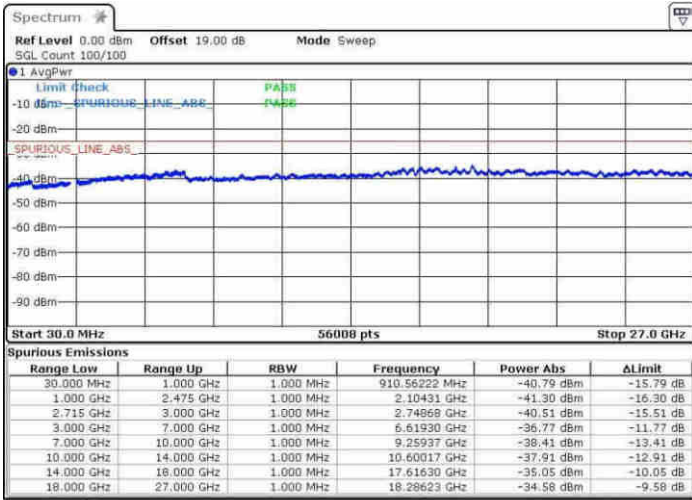




LTE Band 41 / 10MHz+20MHz

Middle Channel / Q

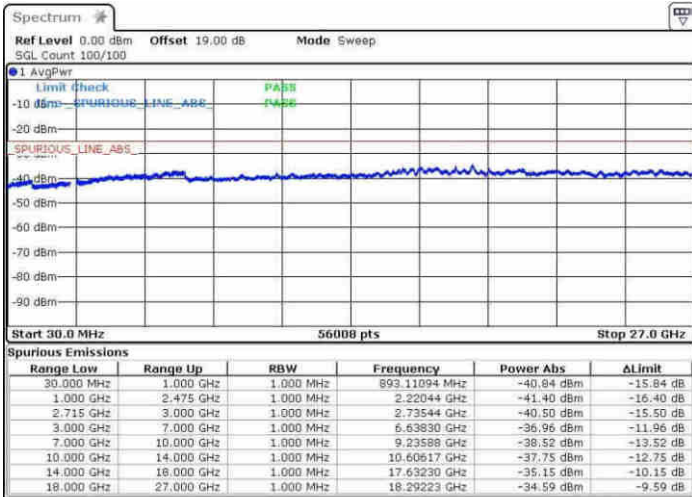
Middle Channel / 16QAM



Date: 24 APR 2017 17:14:38

Date: 24 APR 2017 17:13:23

Middle Channel / 64QAM



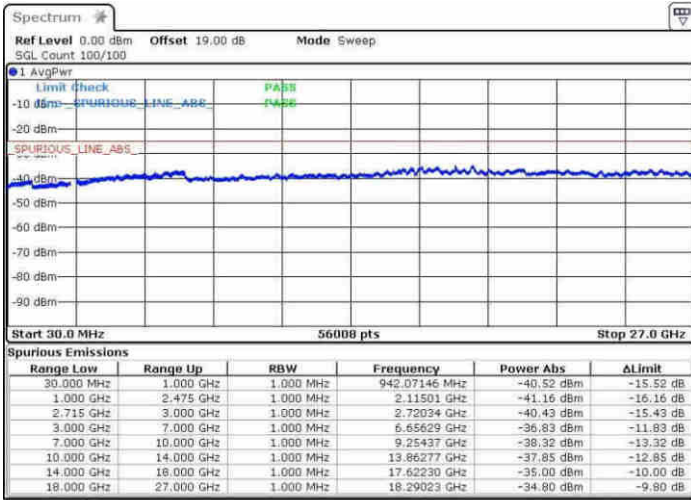
Date: 24 APR 2017 17:12:20



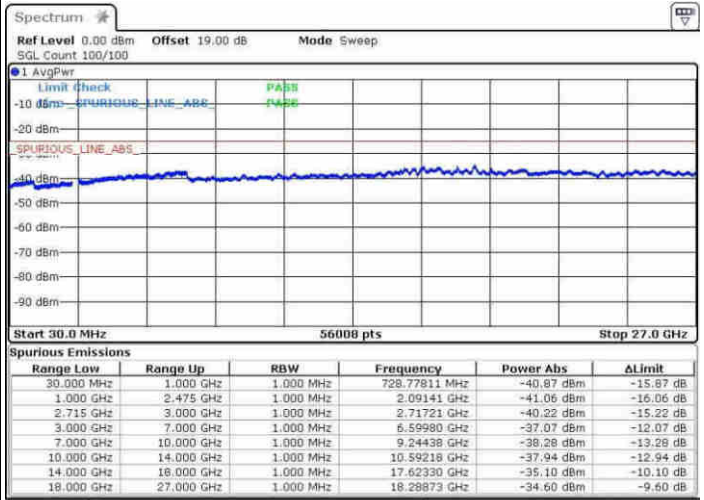
LTE Band 41 / 10MHz+20MHz

Highest Channel / Q

Highest Channel / 16QAM

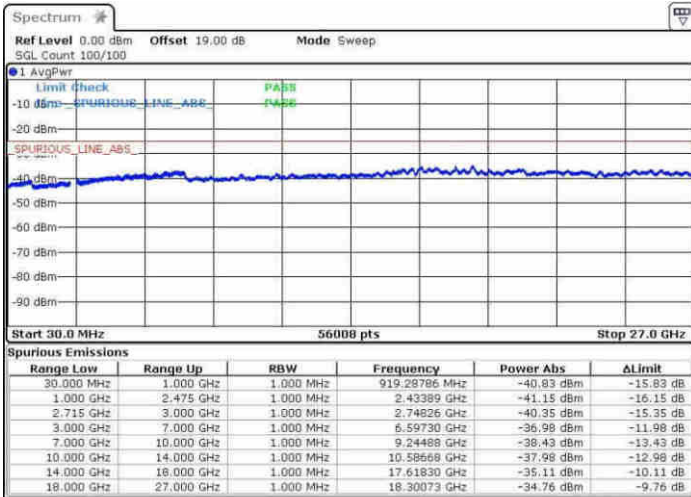


Date: 24 APR 2017 17:20:21



Date: 24 APR 2017 17:21:19

Highest Channel / 64QAM



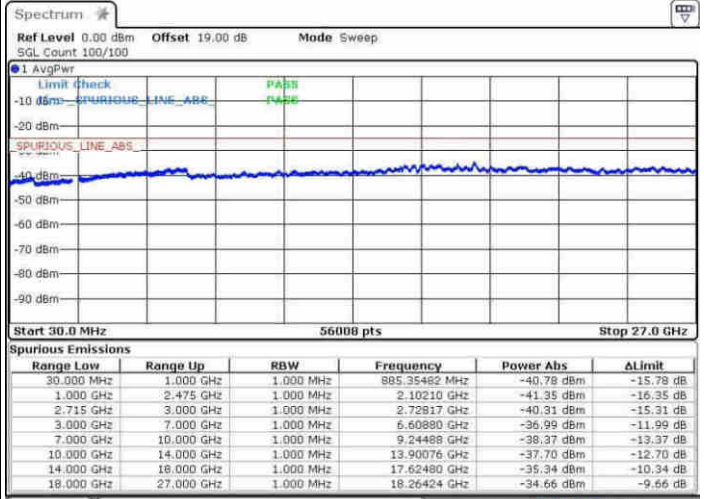
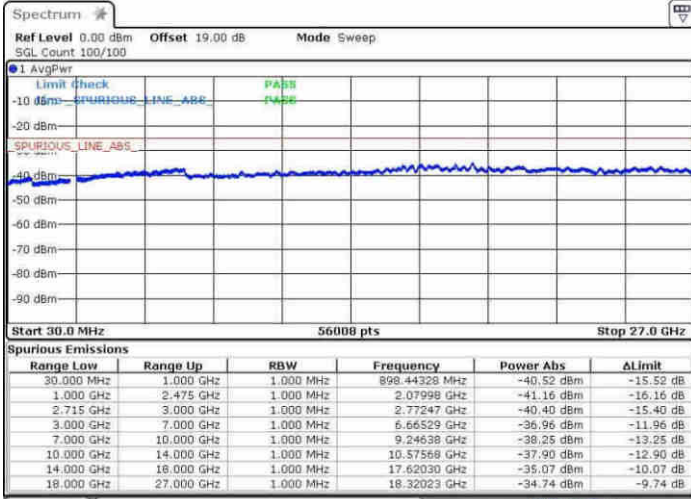
Date: 24 APR 2017 17:22:26



LTE Band 41 / 15MHz+15MHz

Lowest Channel / Q

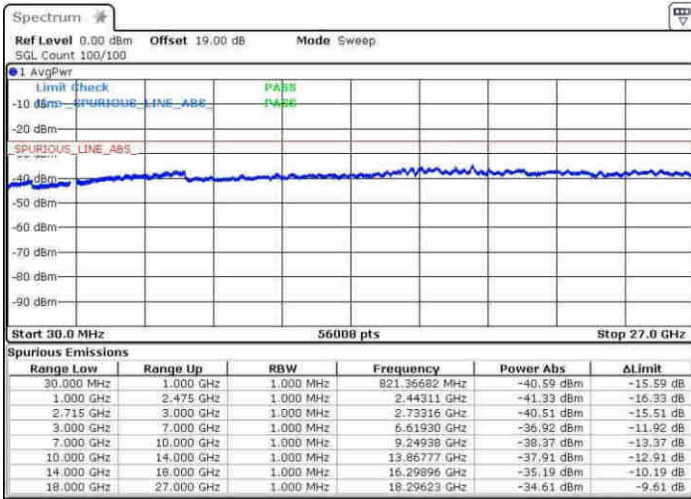
Lowest Channel / 16QAM



Date: 25 APR 2017 11:11:37

Date: 25 APR 2017 11:10:23

Lowest Channel / 64QAM



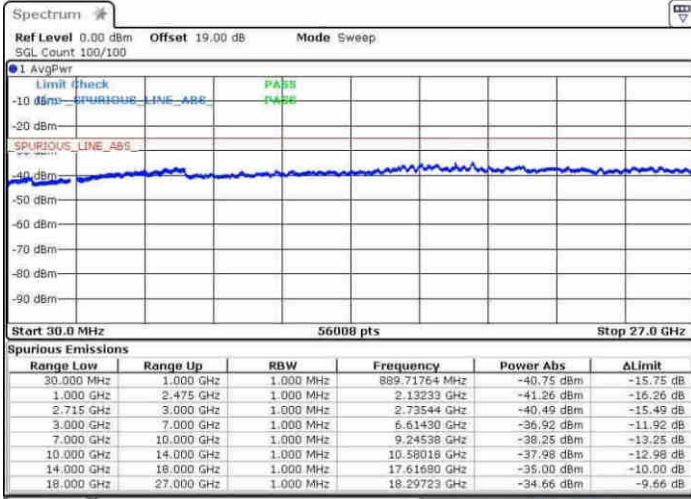
Date: 25 APR 2017 11:09:04



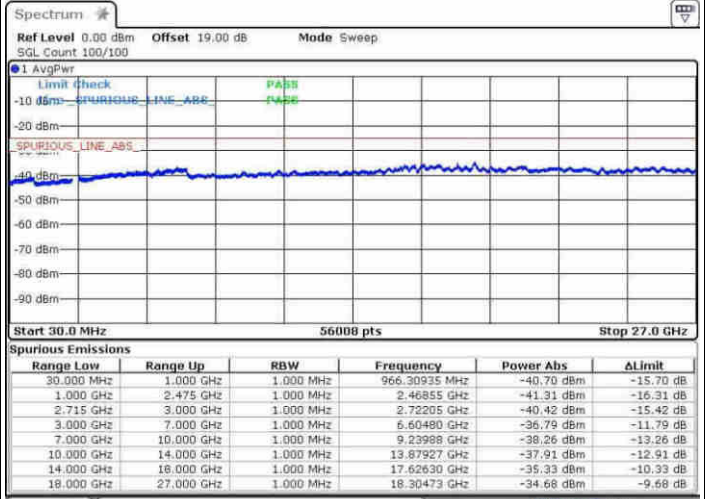
LTE Band 41 / 15MHz+15MHz

Middle Channel / Q

Middle Channel / 16QAM

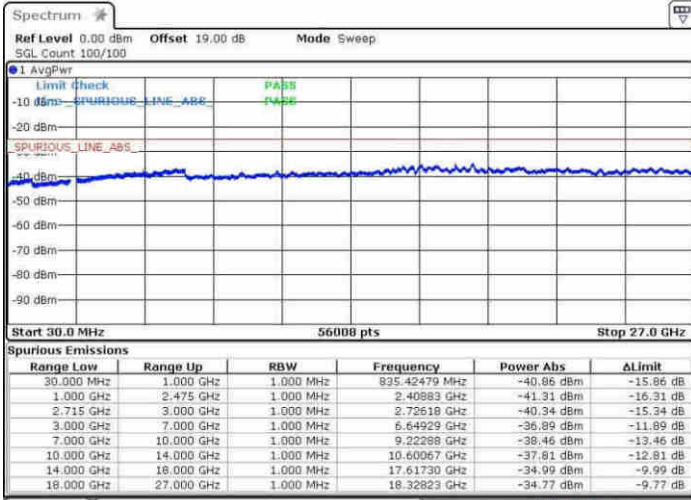


Date: 25 APR 2017 15:30:43



Date: 25 APR 2017 15:31:46

Middle Channel / 64QAM

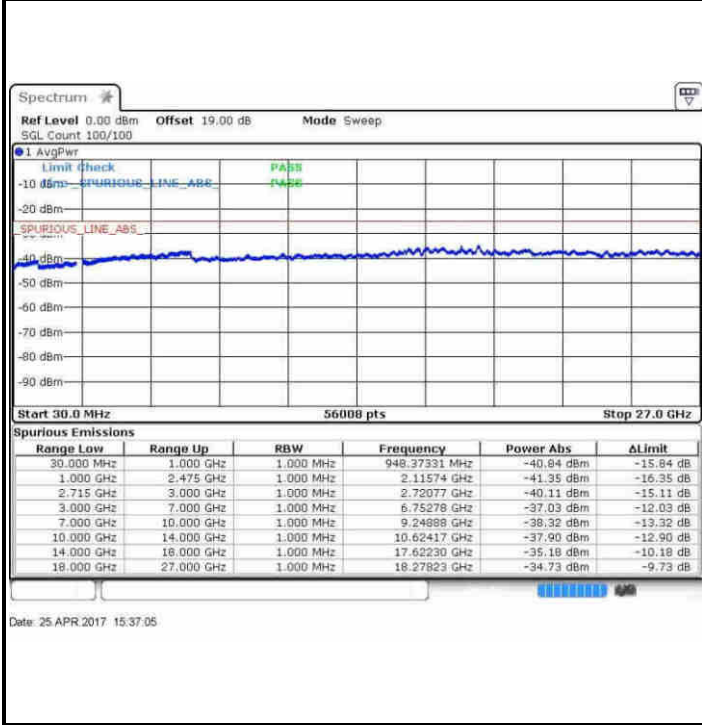


Date: 25 APR 2017 15:33:14

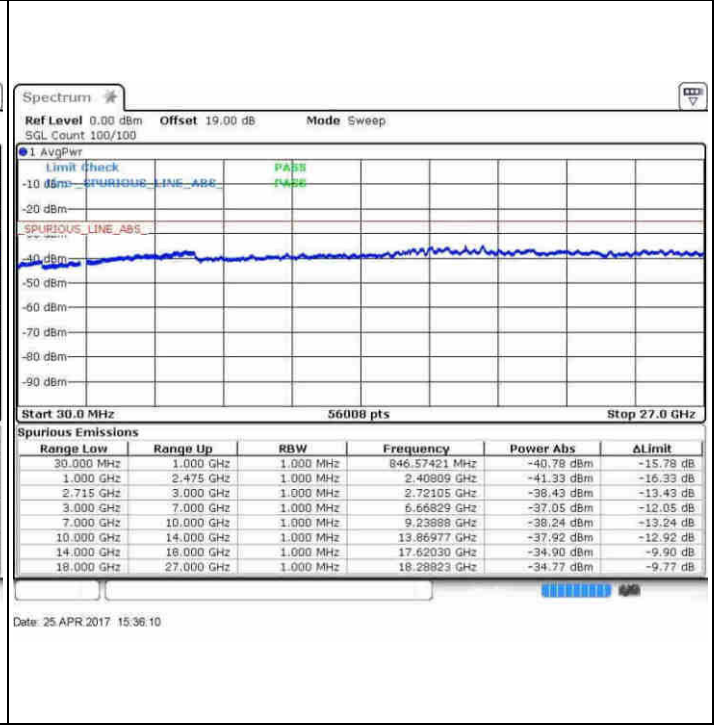


LTE Band 41 / 15MHz+15MHz

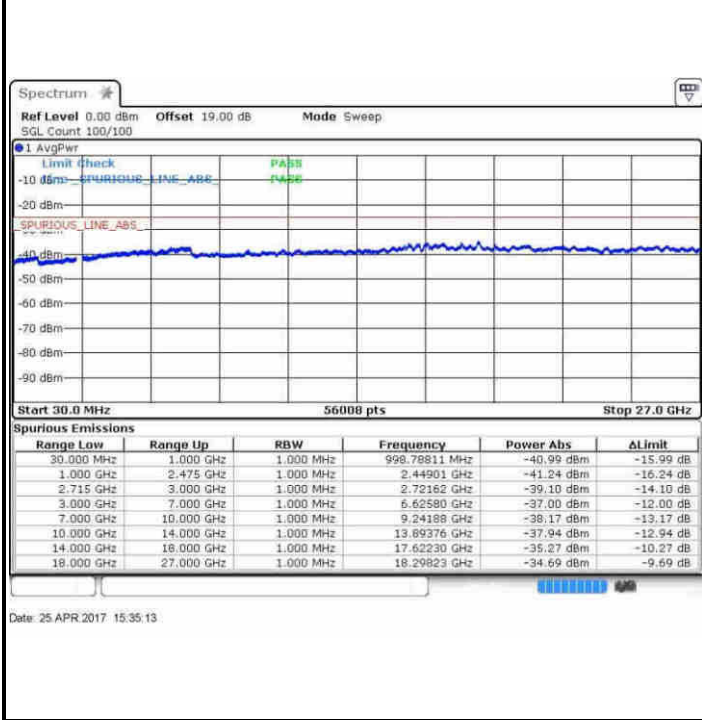
Highest Channel / Q



Highest Channel / 16QAM



Highest Channel / 64QAM

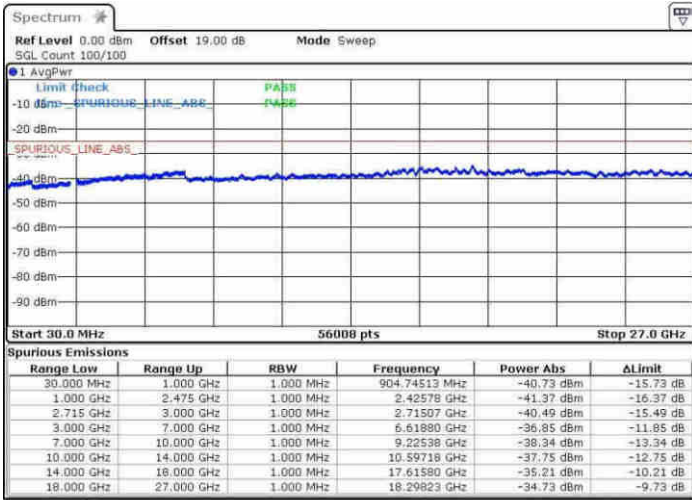




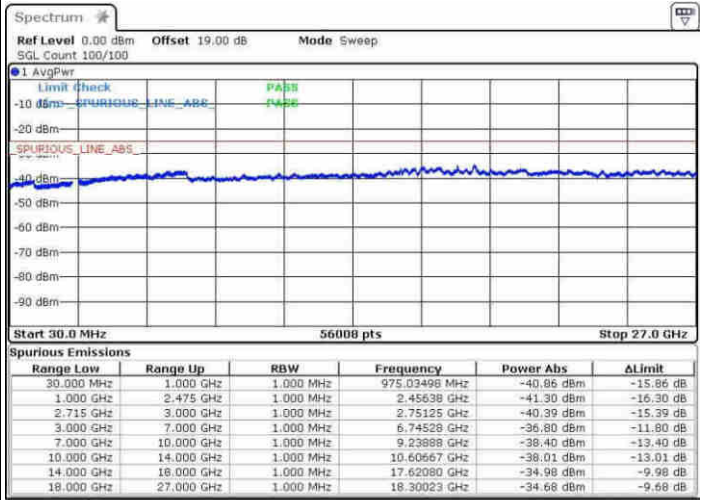
LTE Band 41 / 15MHz+20MHz

Lowest Channel / Q

Lowest Channel / 16QAM

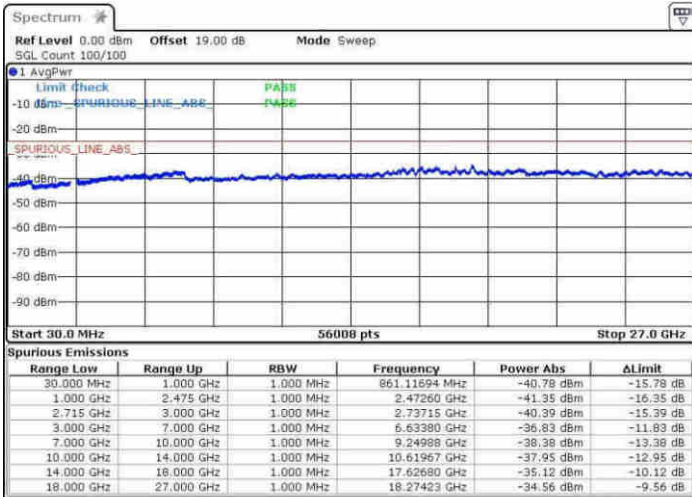


Date: 25 APR 2017 16:26:02



Date: 25 APR 2017 16:24:59

Lowest Channel / 64QAM



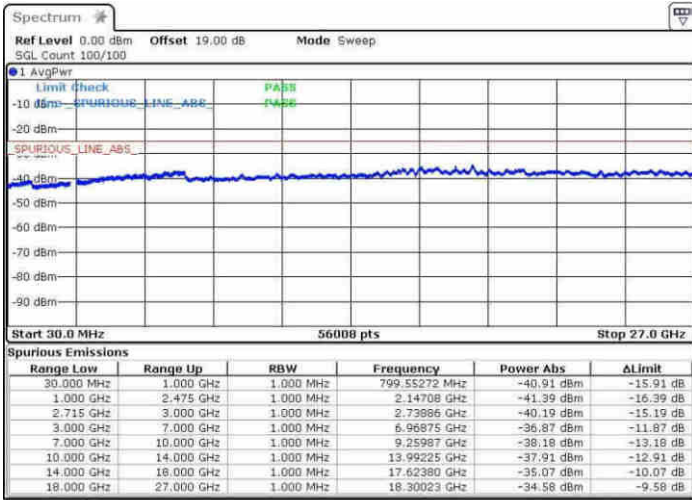
Date: 25 APR 2017 16:23:58



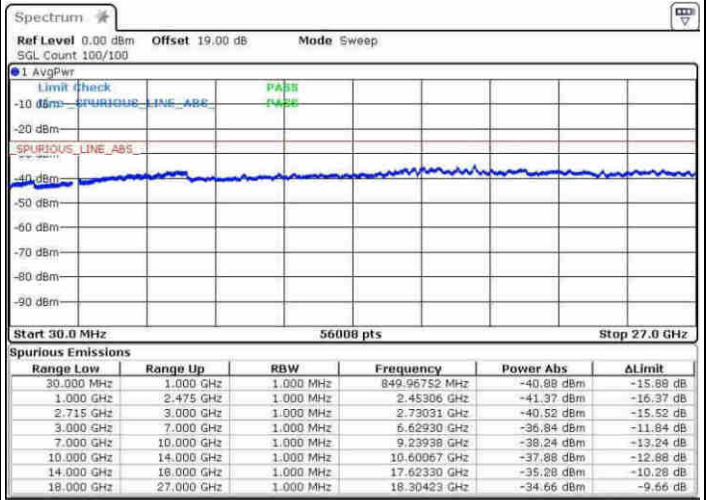
LTE Band 41 / 15MHz+20MHz

Middle Channel / Q

Middle Channel / 16QAM

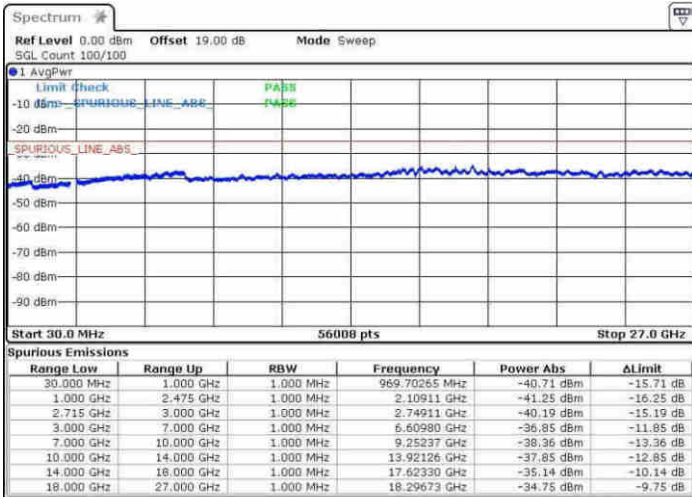


Date: 25 APR 2017 16:27:32



Date: 25 APR 2017 16:29:14

Middle Channel / 64QAM



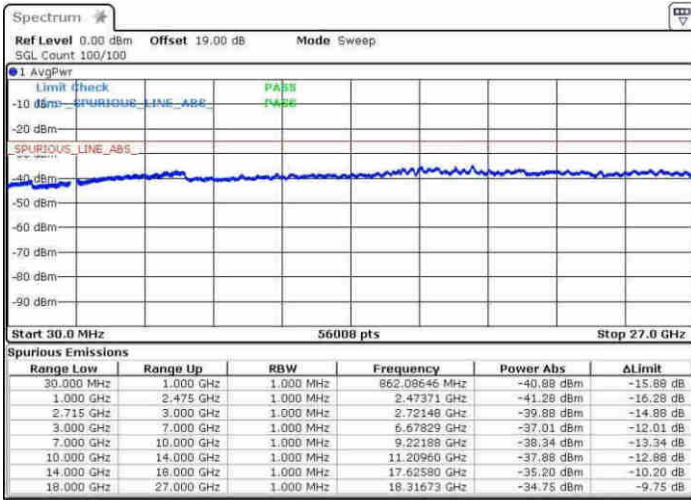
Date: 25 APR 2017 16:30:37



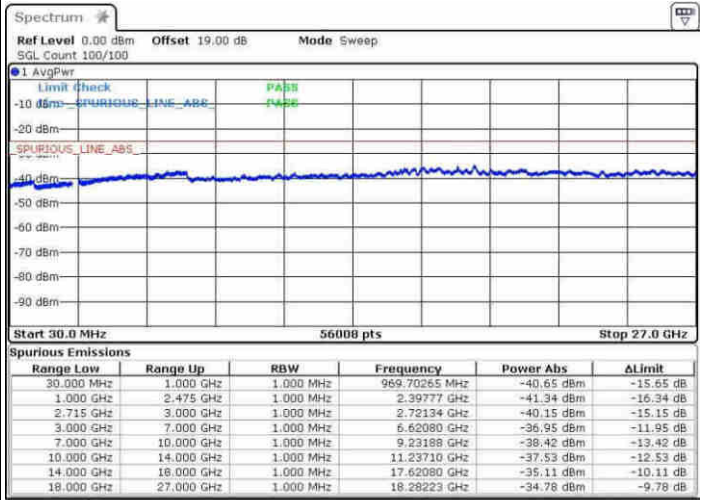
LTE Band 41 / 15MHz+20MHz

Highest Channel / Q

Highest Channel / 16QAM

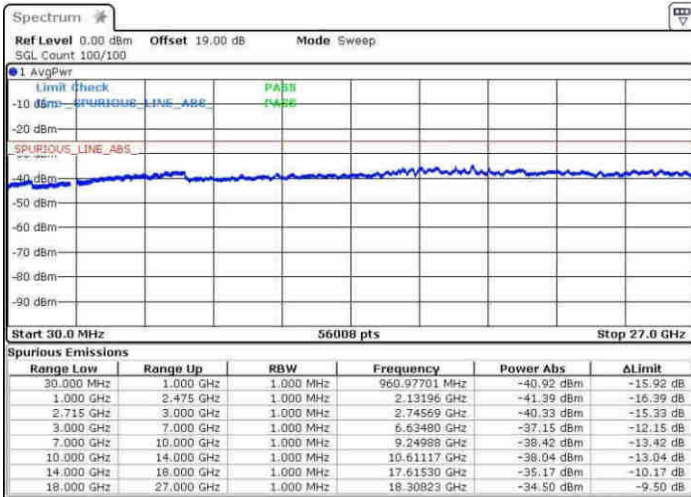


Date: 25 APR 2017 16:53:41



Date: 25 APR 2017 16:52:39

Highest Channel / 64QAM



Date: 25 APR 2017 16:51:32



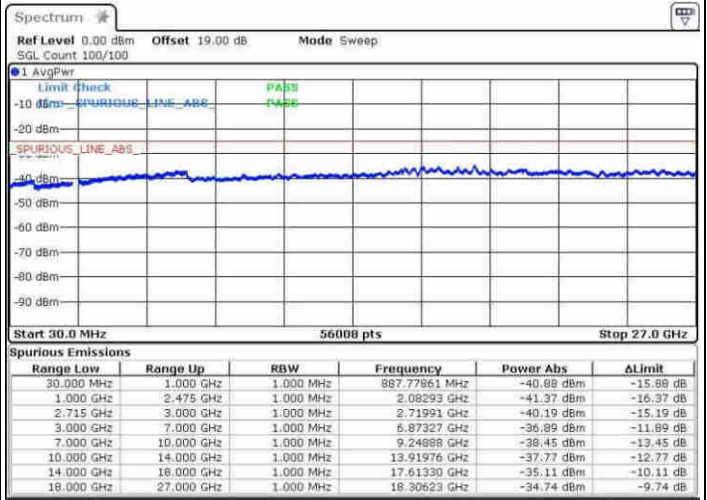
LTE Band 41 / 20MHz+5MHz

Lowest Channel / QPSK

Lowest Channel / 16QAM

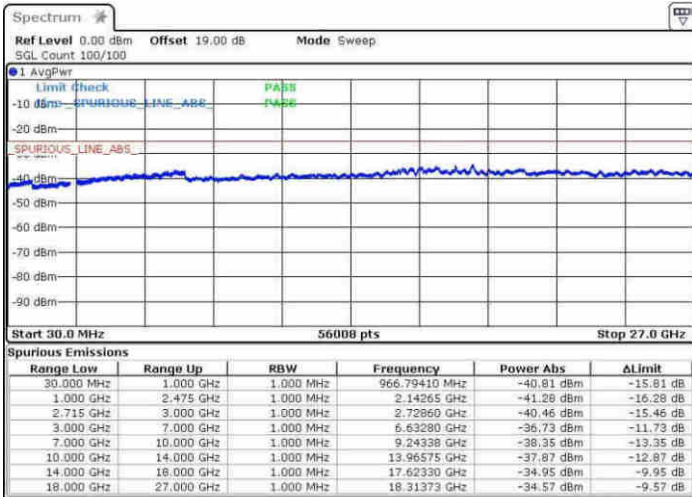


Date: 24 APR 2017 13:50:24



Date: 24 APR 2017 13:45:10

Lowest Channel / 64QAM



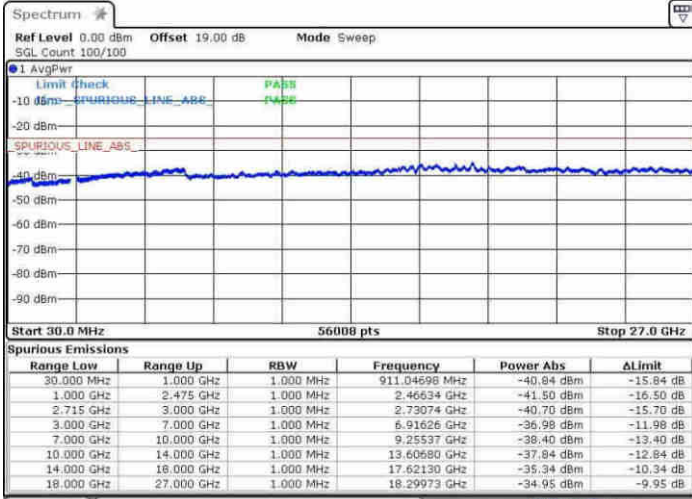
Date: 24 APR 2017 13:48:12



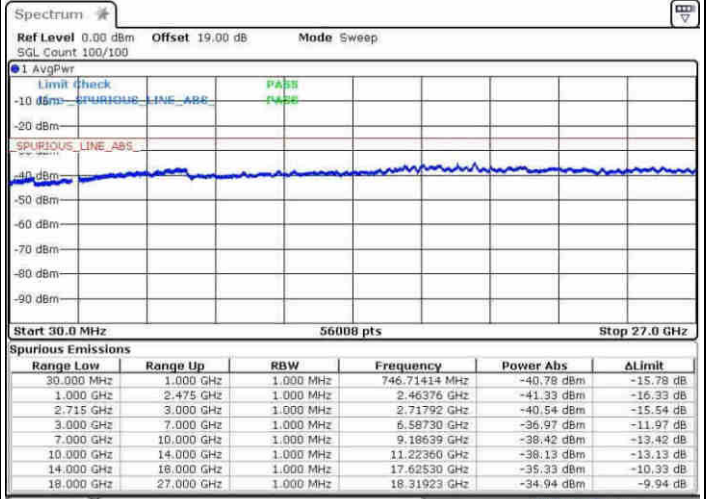
LTE Band 41 / 20MHz+5MHz

Middle Channel / Q

Middle Channel / 16QAM



Date: 24 APR 2017 16:15:03



Date: 24 APR 2017 16:16:33

Middle Channel / 64QAM



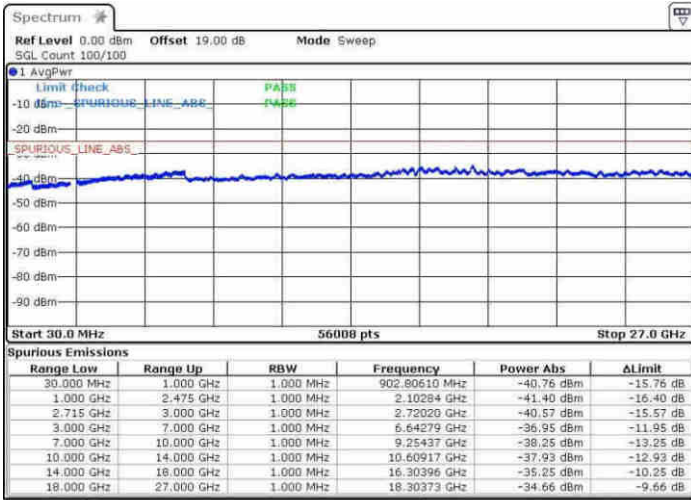
Date: 24 APR 2017 16:19:06



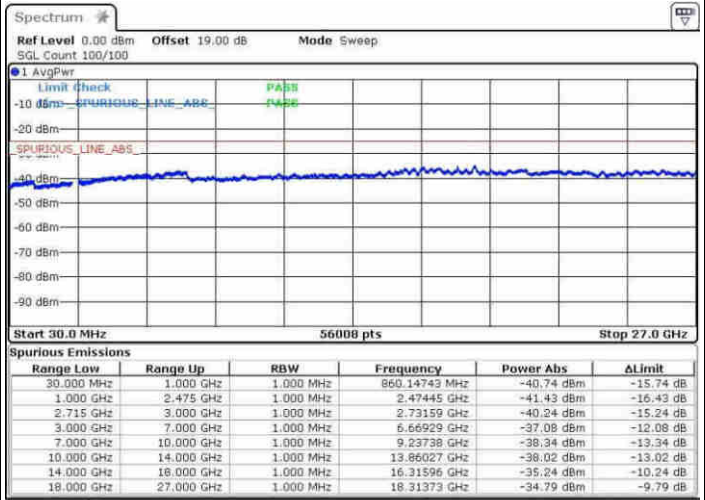
LTE Band 41 / 20MHz+5MHz

Highest Channel / Q

Highest Channel / 16QAM

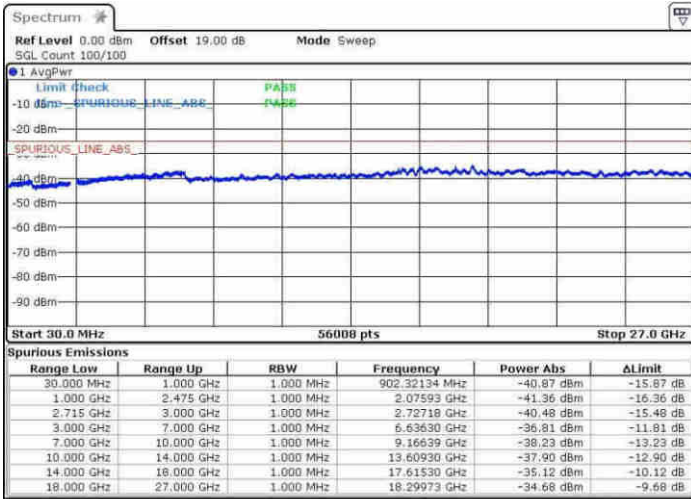


Date: 24 APR 2017 16:40:07



Date: 24 APR 2017 16:39:10

Highest Channel / 64QAM

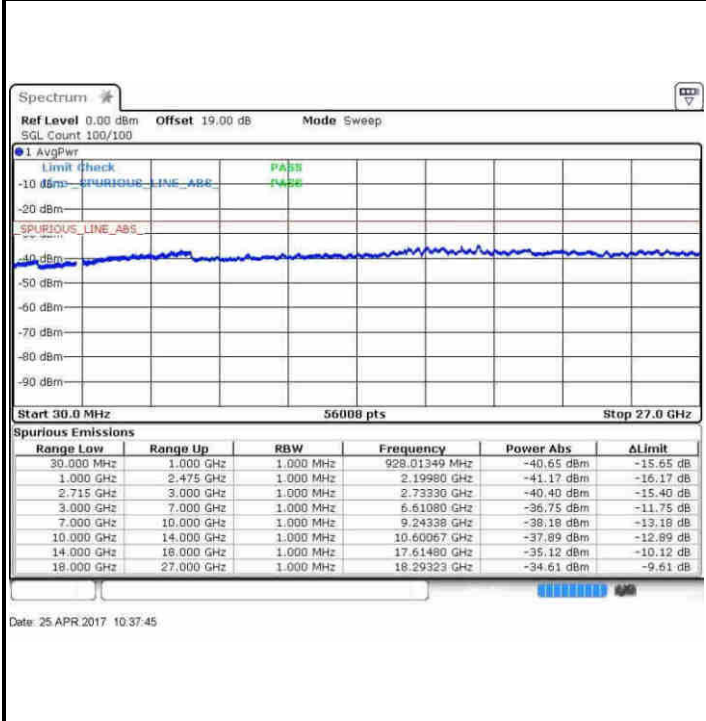


Date: 24 APR 2017 16:37:54

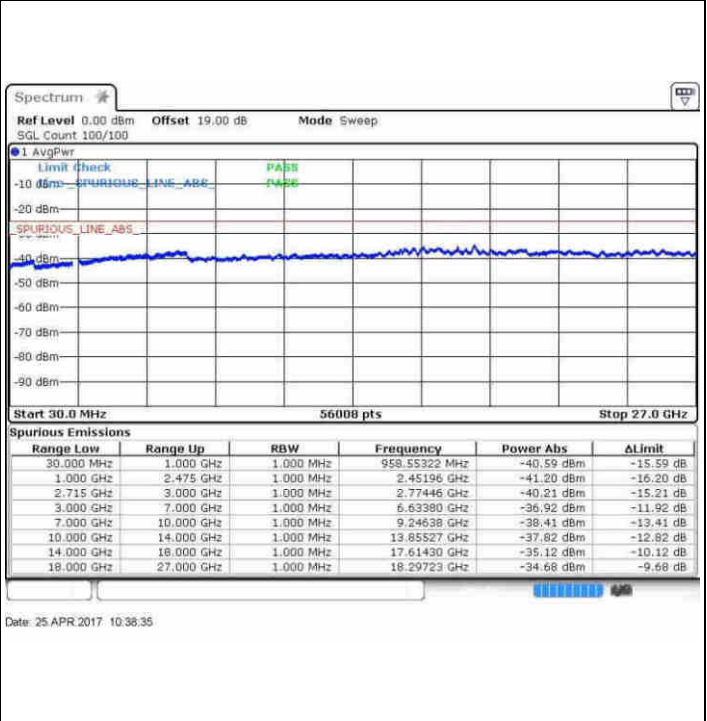


LTE Band 41 / 20MHz+10MHz


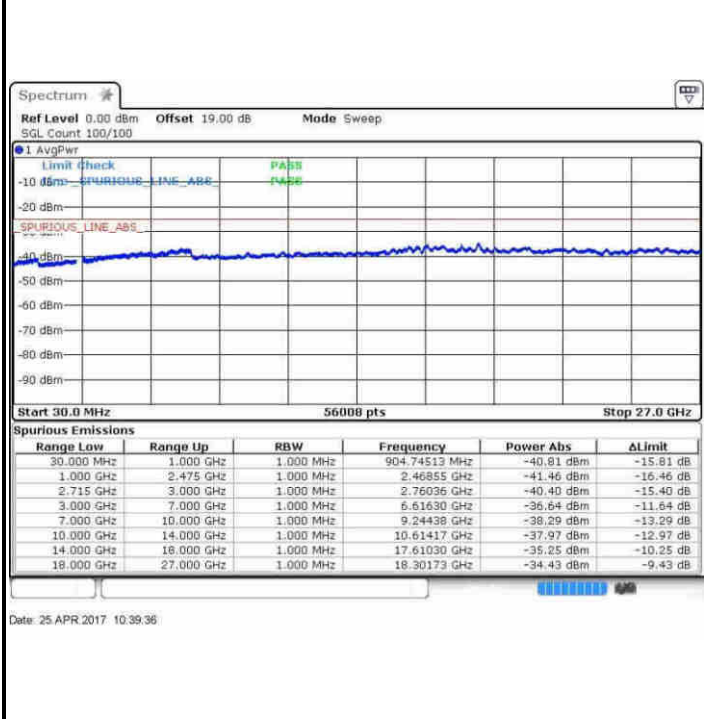
Lowest Channel / Q



Lowest Channel / 16QAM



Lowest Channel / 64QAM

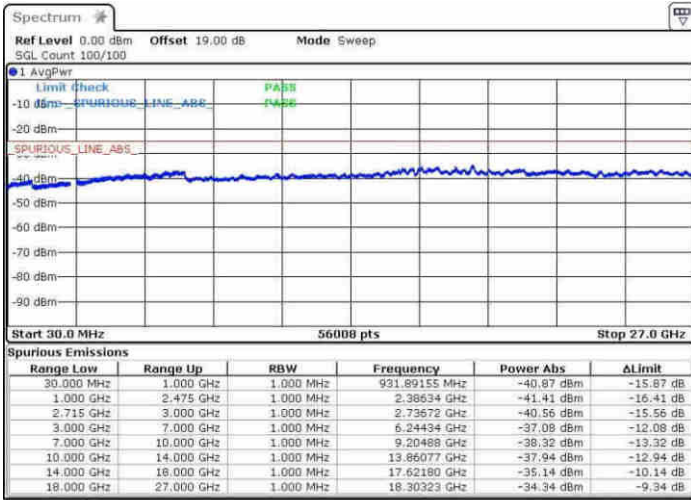




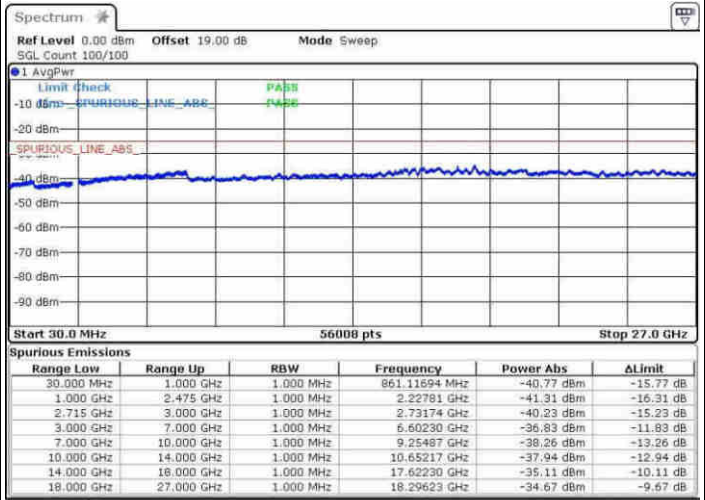
LTE Band 41 / 20MHz+10MHz

Middle Channel / Q

Middle Channel / 16QAM

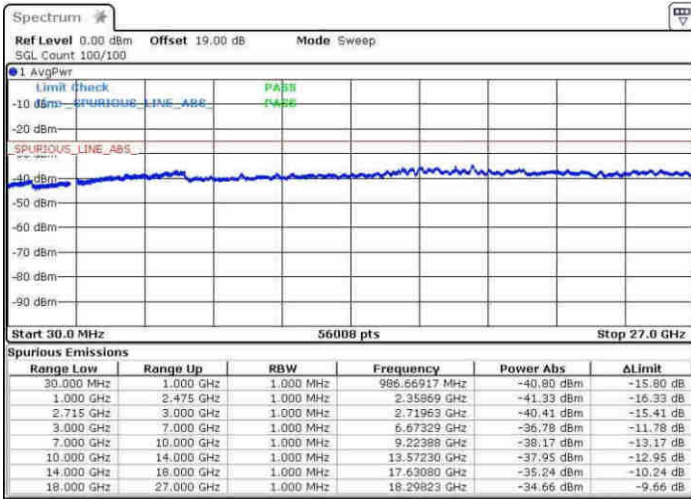


Date: 25 APR 2017 10:43:32



Date: 25 APR 2017 10:42:20

Middle Channel / 64QAM

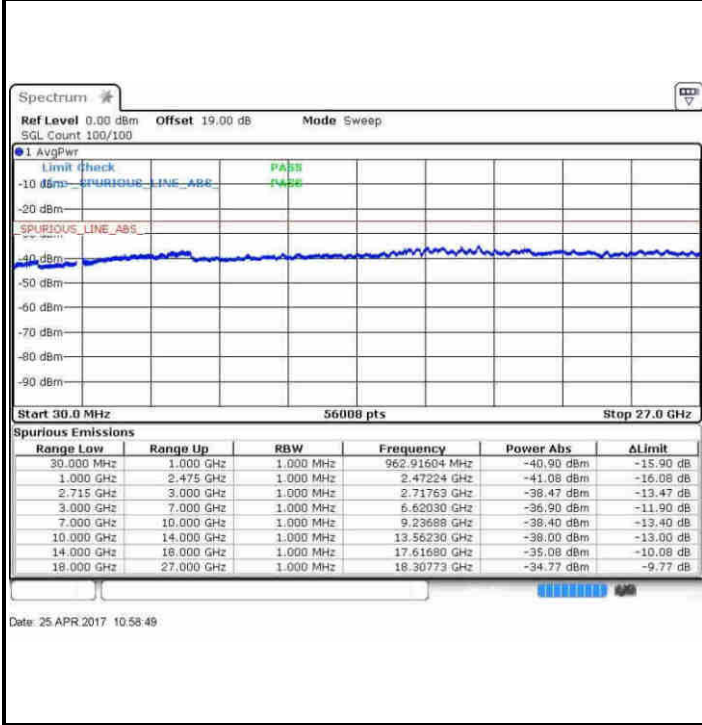


Date: 25 APR 2017 10:41:23

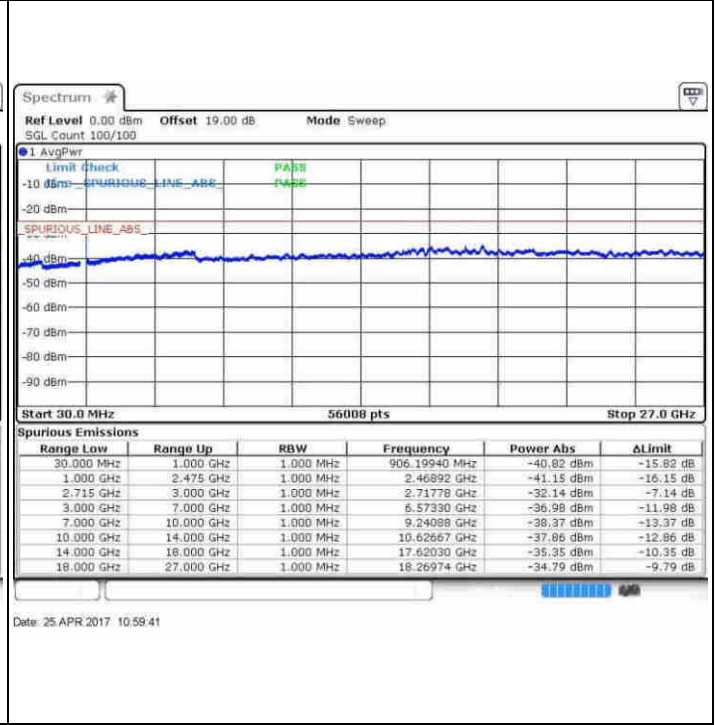


LTE Band 41 / 20MHz+10MHz

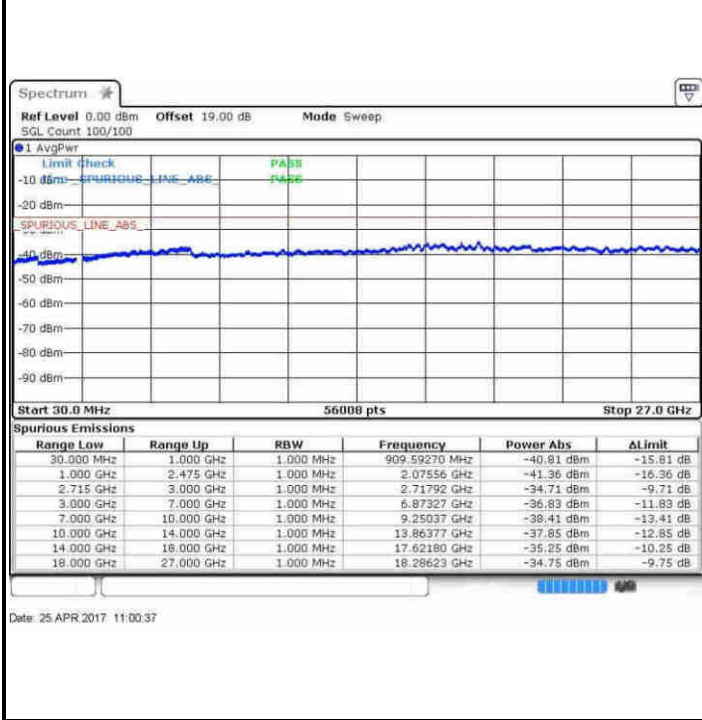
Highest Channel / Q



Highest Channel / 16QAM



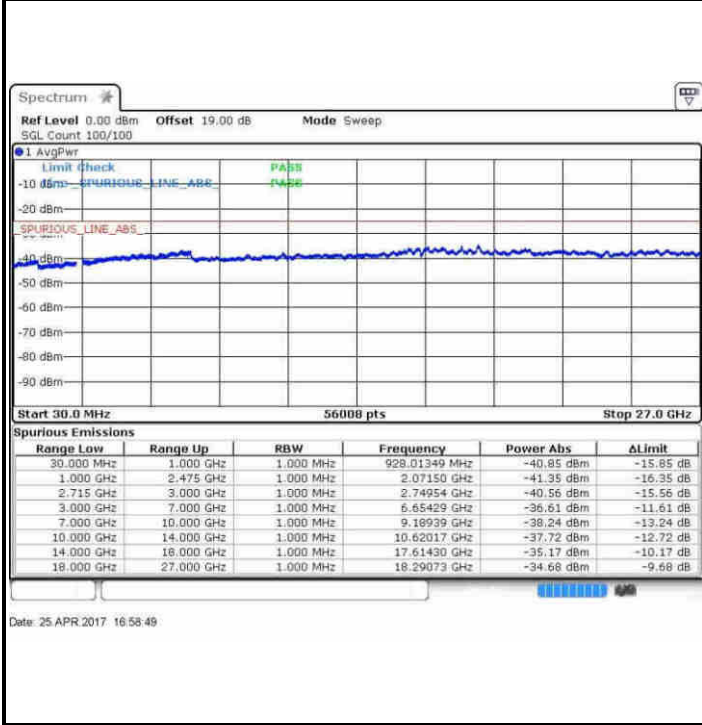
Highest Channel / 64QAM



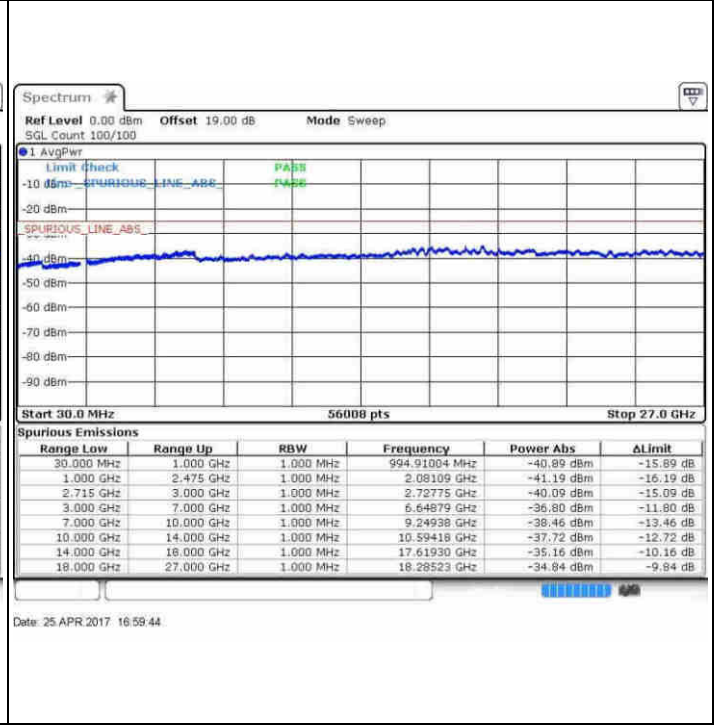


LTE Band 41 / 20MHz+15MHz

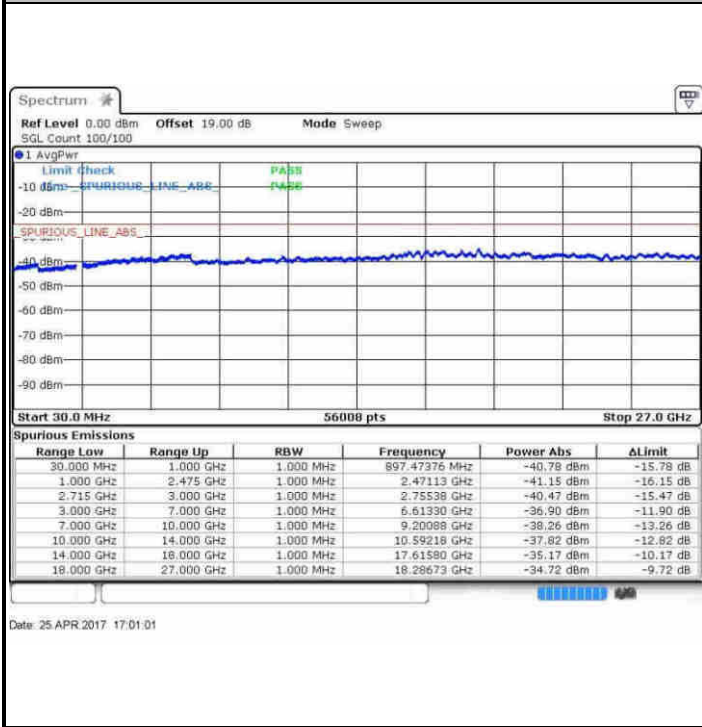
Lowest Channel / Q



Lowest Channel / 16QAM



Lowest Channel / 64QAM

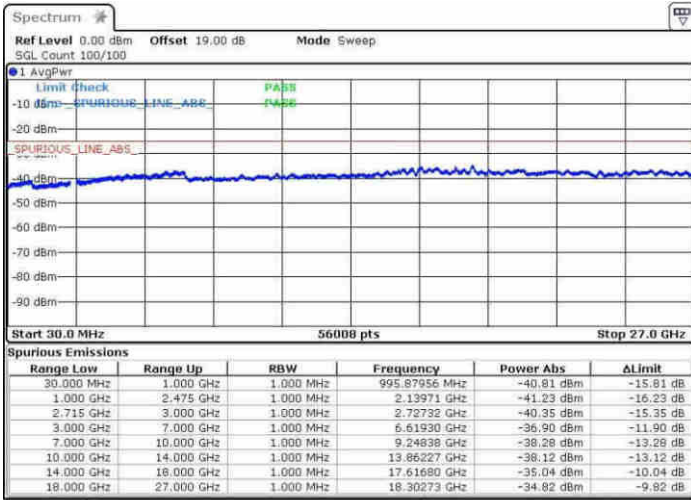




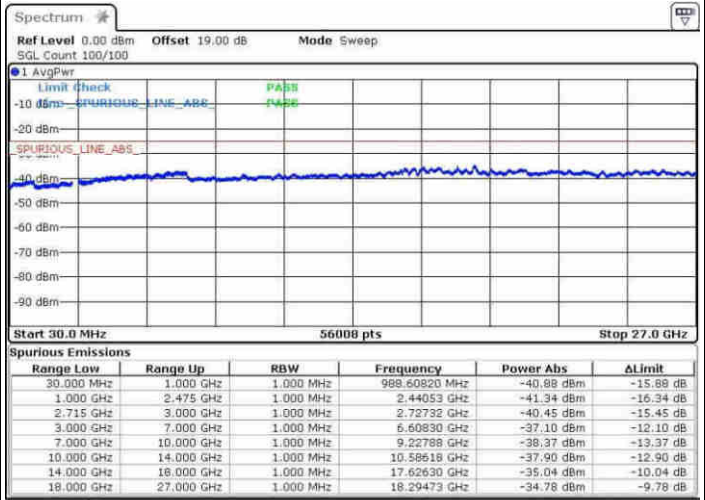
LTE Band 41 / 20MHz+15MHz

Middle Channel / Q

Middle Channel / 16QAM

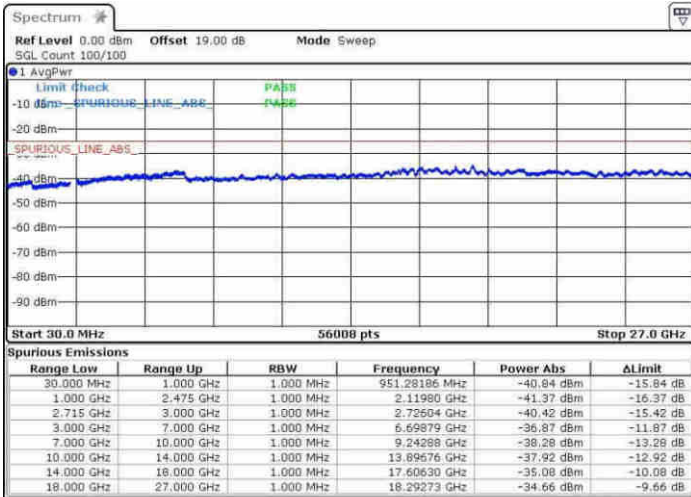


Date: 25 APR 2017 17:22:35



Date: 25 APR 2017 17:21:34

Middle Channel / 64QAM



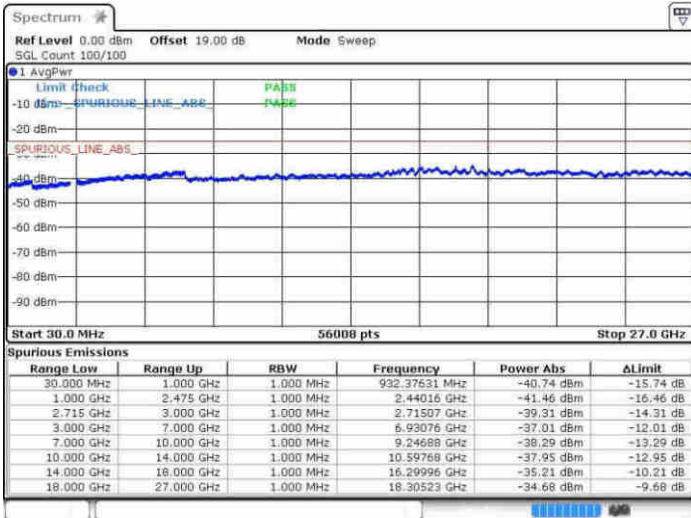
Date: 25 APR 2017 17:20:38



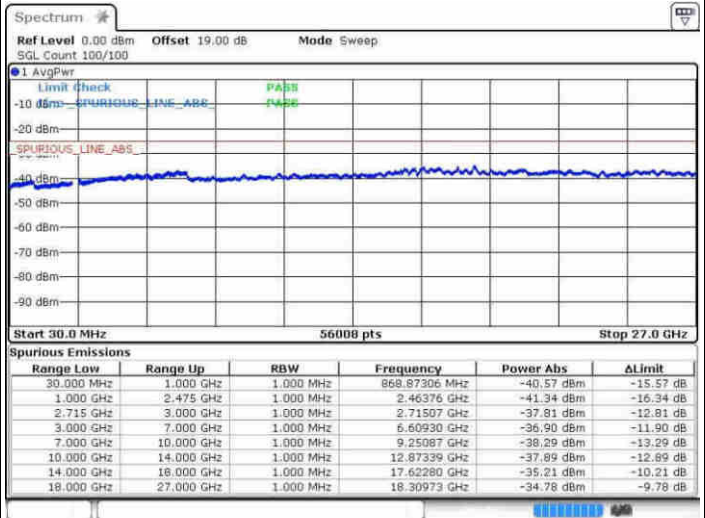
LTE Band 41 / 20MHz+15MHz

Highest Channel / Q

Highest Channel / 16QAM

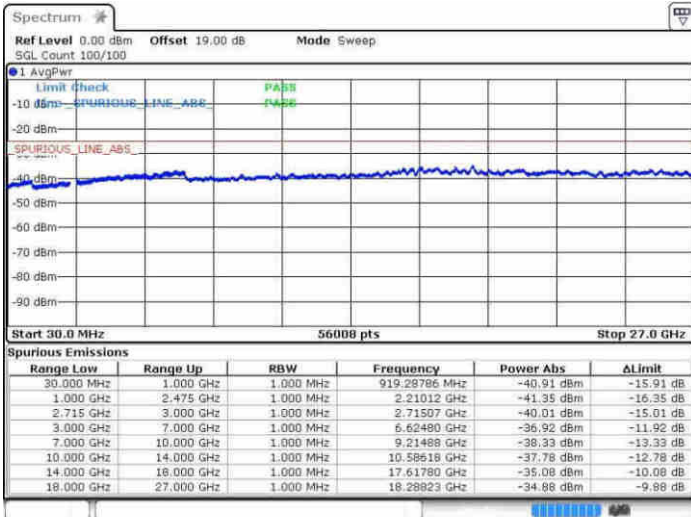


Date: 25 APR 2017 17:26:21



Date: 25 APR 2017 17:27:37

Highest Channel / 64QAM



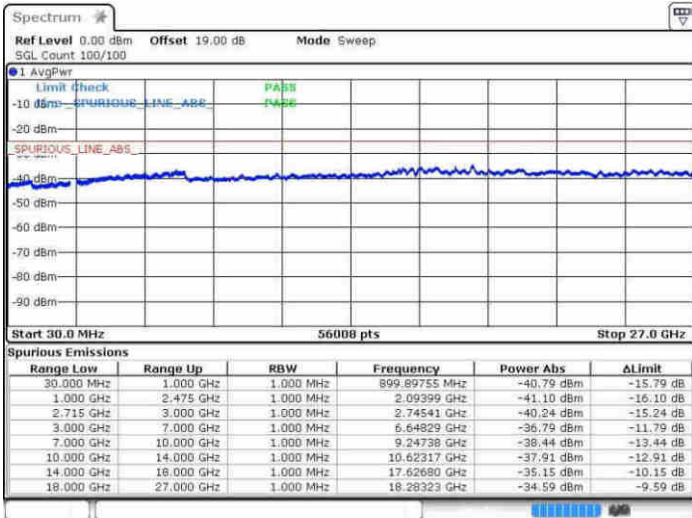
Date: 25 APR 2017 17:28:55



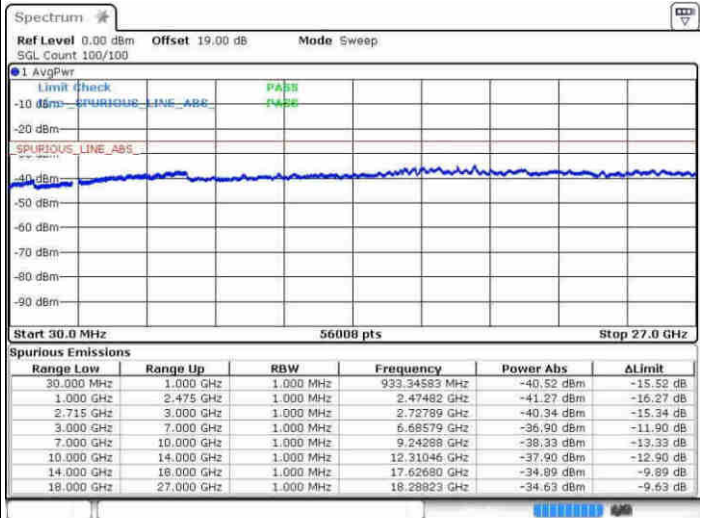
LTE Band 41 / 20MHz+20MHz

Lowest Channel / Q

Lowest Channel / 16QAM

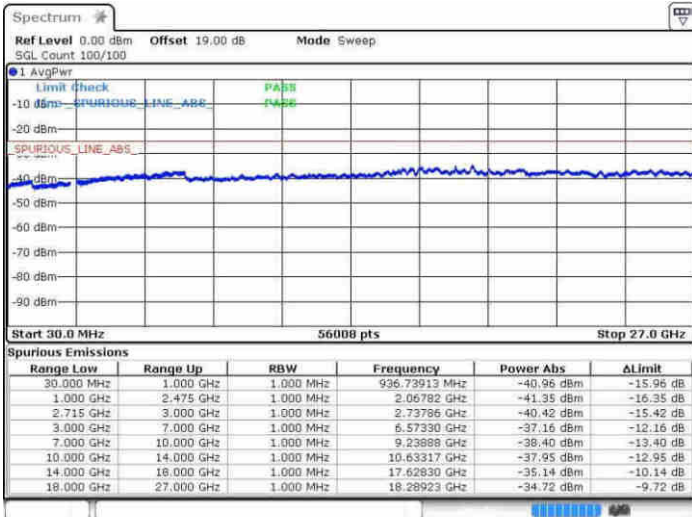


Date: 26 APR 2017 08:51:16



Date: 26 APR 2017 09:01:01

Lowest Channel / 64QAM



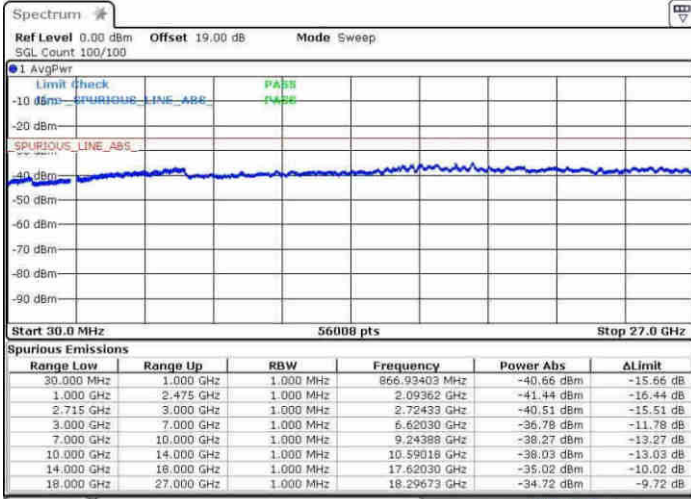
Date: 26 APR 2017 08:53:25



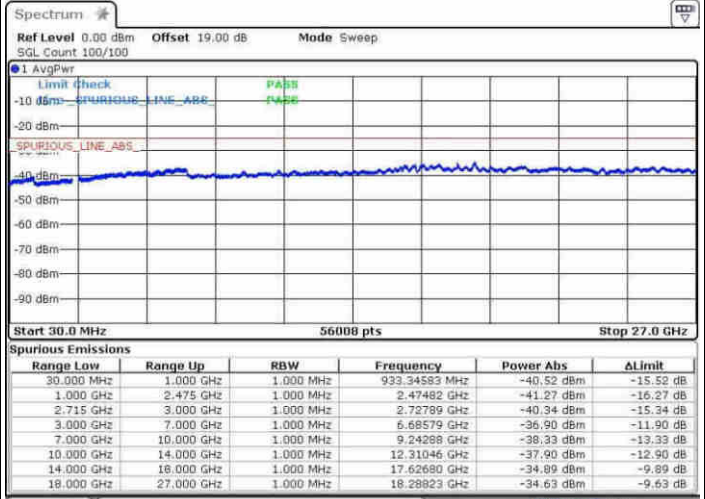
LTE Band 41 / 20MHz+20MHz

Middle Channel / Q

Middle Channel / 16QAM

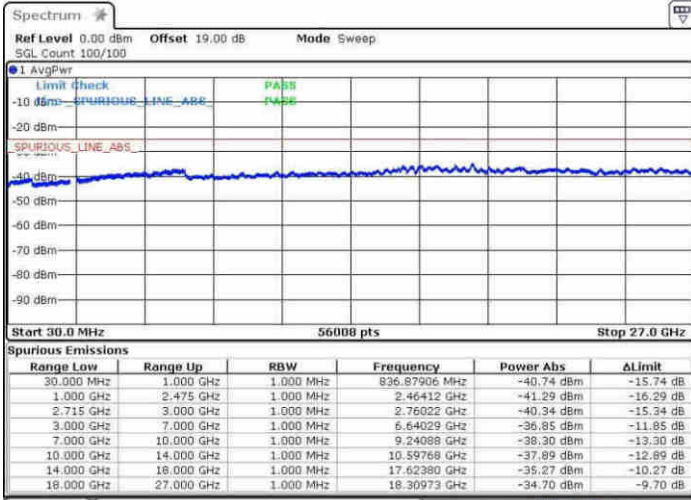


Date: 26 APR 2017 09:02:43



Date: 26 APR 2017 09:01:45

Middle Channel / 64QAM



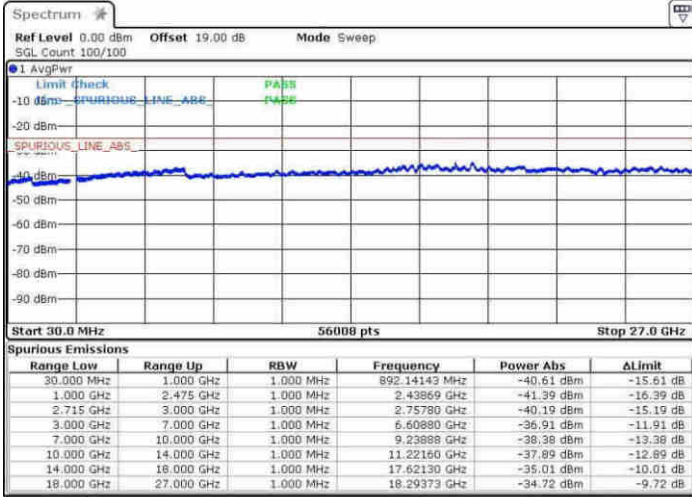
Date: 26 APR 2017 09:03:37



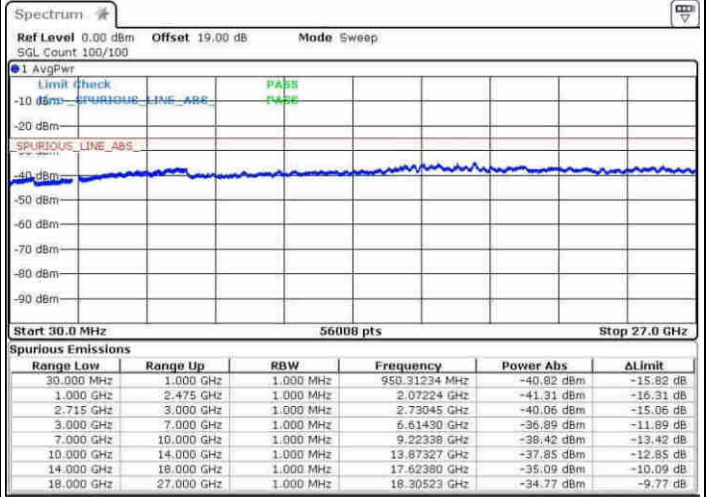
LTE Band 41 / 20MHz+20MHz

Highest Channel / Q

Highest Channel / 16QAM

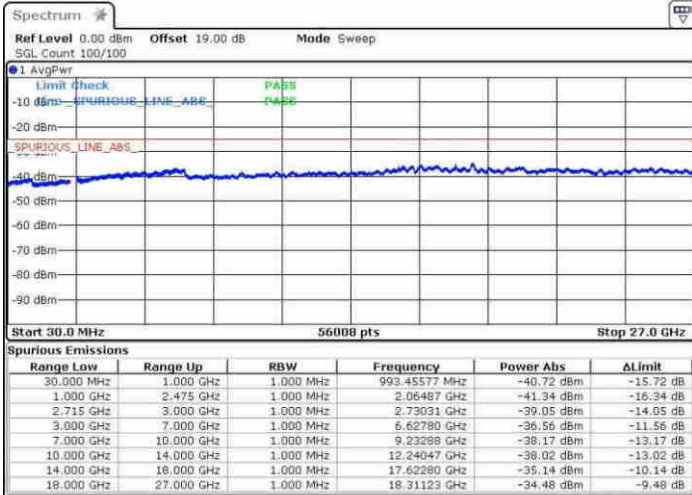


Date: 26 APR 2017 09:28:03



Date: 26 APR 2017 09:27:03

Highest Channel / 64QAM



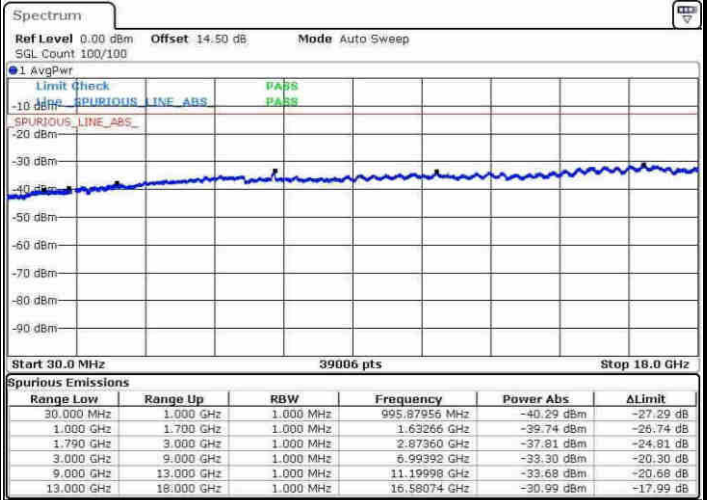
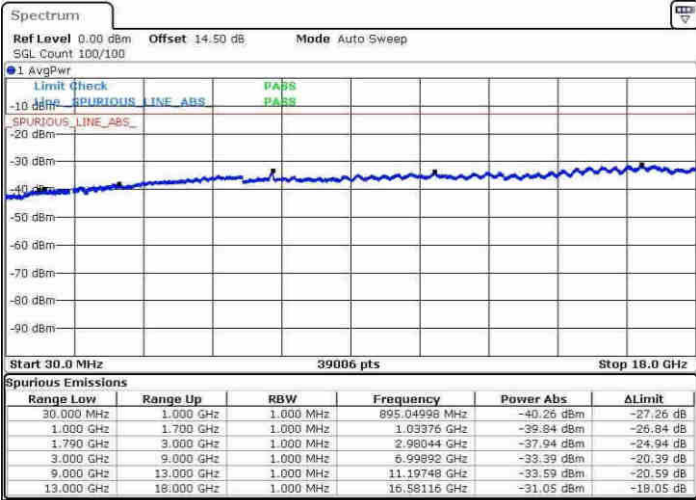
Date: 26 APR 2017 09:25:46



LTE Band 66 / 1.4MHz

Lowest Channel / QPSK

Lowest Channel / 16QAM

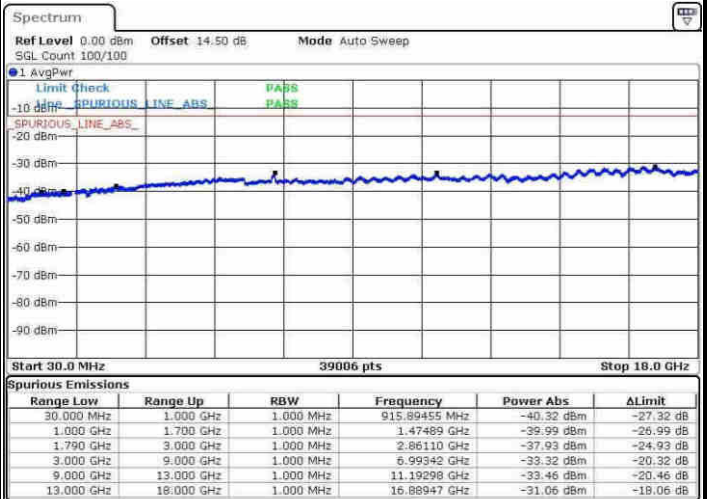
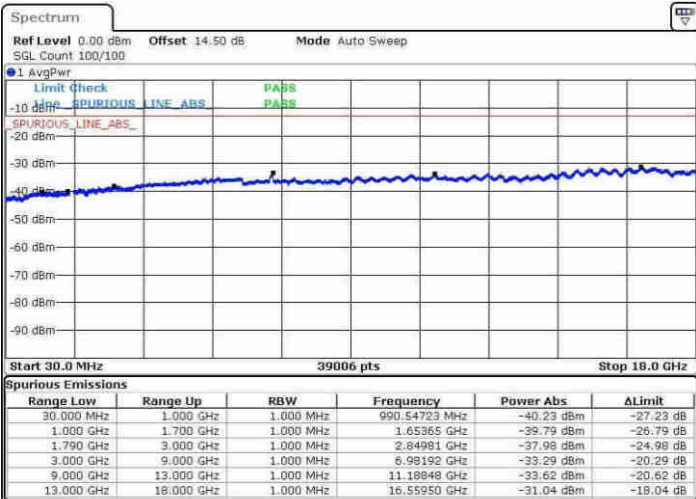


Date: 14.APR.2017 13:22:39

Date: 14.APR.2017 13:24:14

Middle Channel / QPSK

Middle Channel / 16QAM



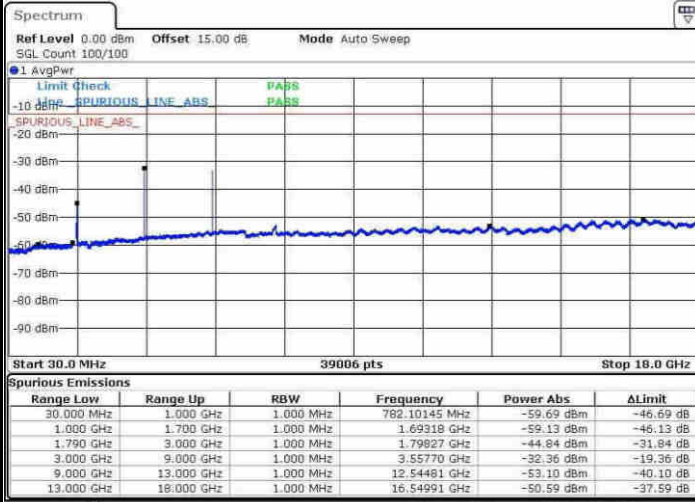
Date: 14.APR.2017 13:27:26

Date: 14.APR.2017 13:26:04



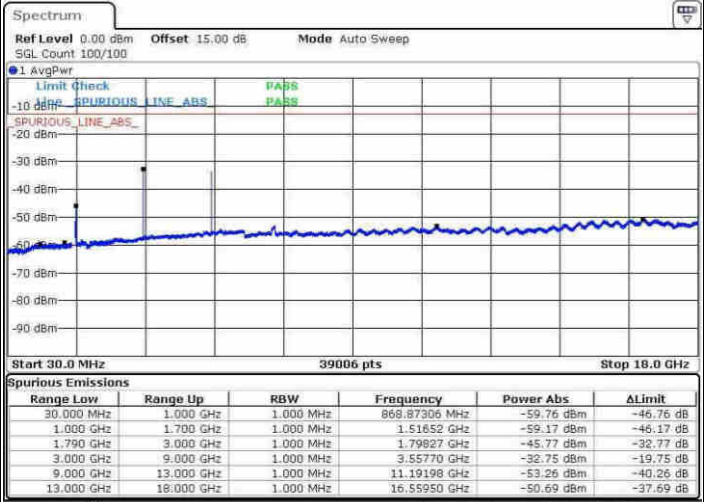
LTE Band 66 / 1.4MHz

Highest Channel / QPSK



Date: 14.APR.2017 12:53:43

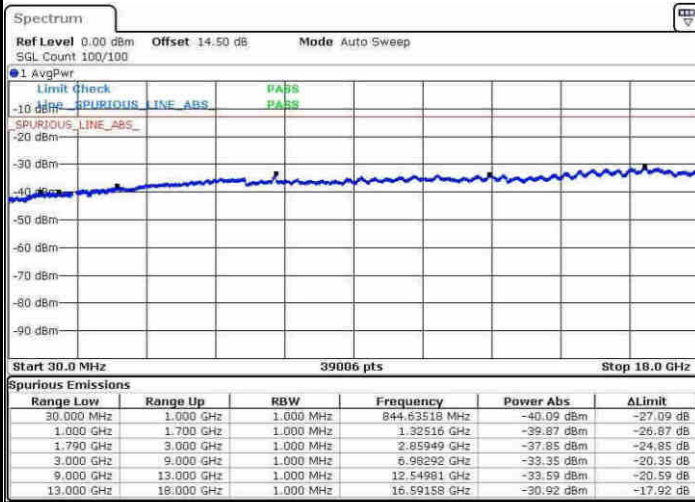
Highest Channel / 16QAM



Date: 14.APR.2017 12:55:24

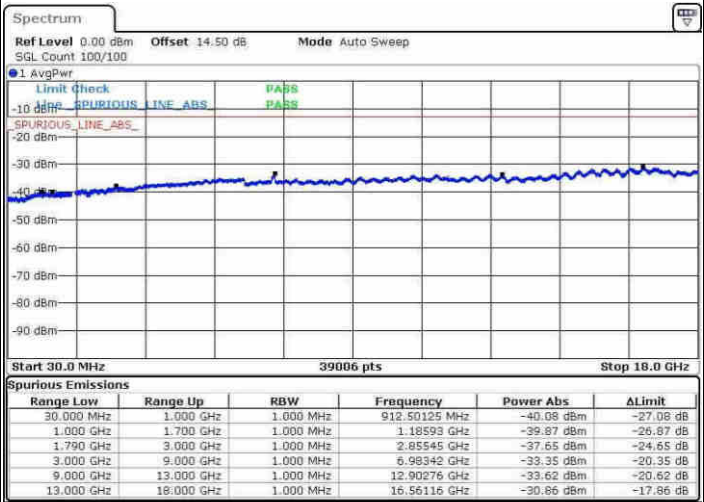
LTE Band 66 / 3MHz

Lowest Channel / QPSK



Date: 14.APR.2017 13:47:34

Lowest Channel / 16QAM



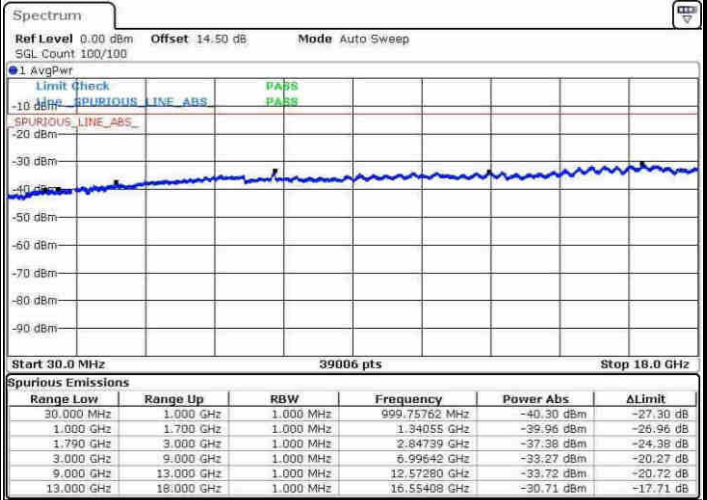
Date: 14.APR.2017 13:49:42



LTE Band 66 / 3MHz

Middle Channel / QPSK

Middle Channel / 16QAM

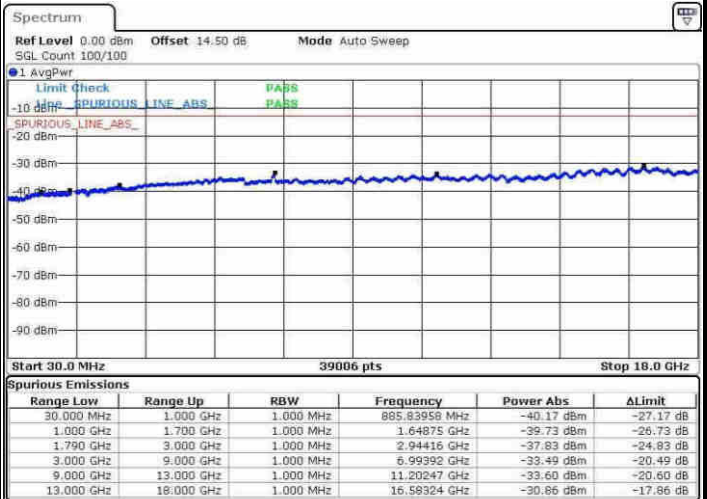


Date: 14.APR.2017 13:54:41

Date: 14.APR.2017 13:53:33

Highest Channel / QPSK

Highest Channel / 16QAM



Date: 14.APR.2017 14:02:08

Date: 14.APR.2017 14:06:48



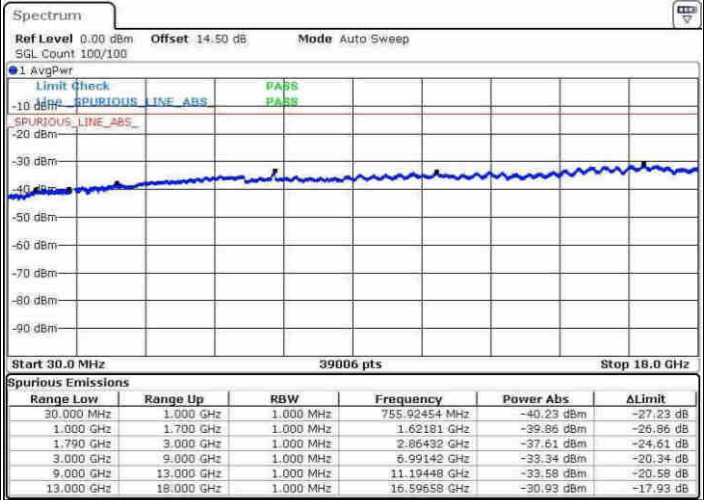
LTE Band 66 / 5MHz

Lowest Channel / QPSK

Lowest Channel / 16QAM



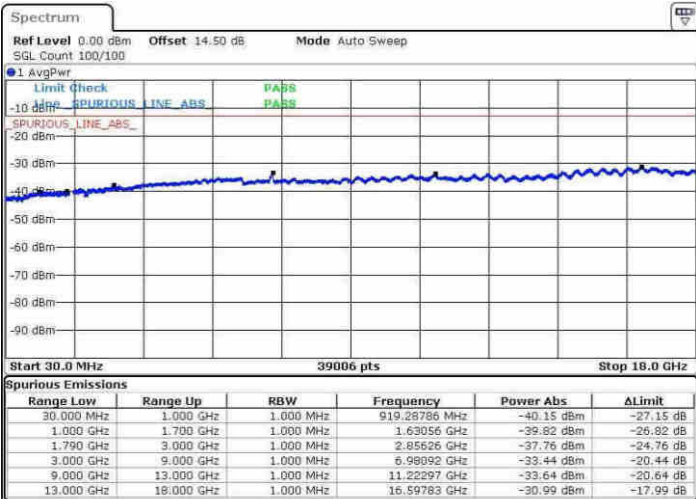
Date: 14.APR.2017 16:00:24



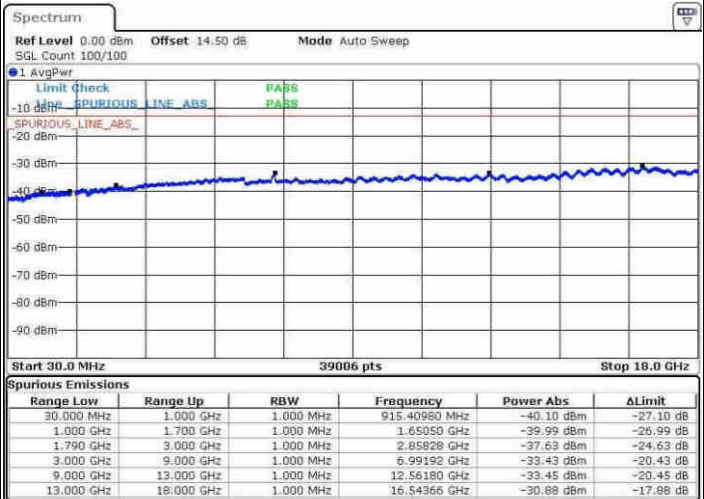
Date: 14.APR.2017 15:58:51

Middle Channel / QPSK

Middle Channel / 16QAM



Date: 14.APR.2017 16:02:26

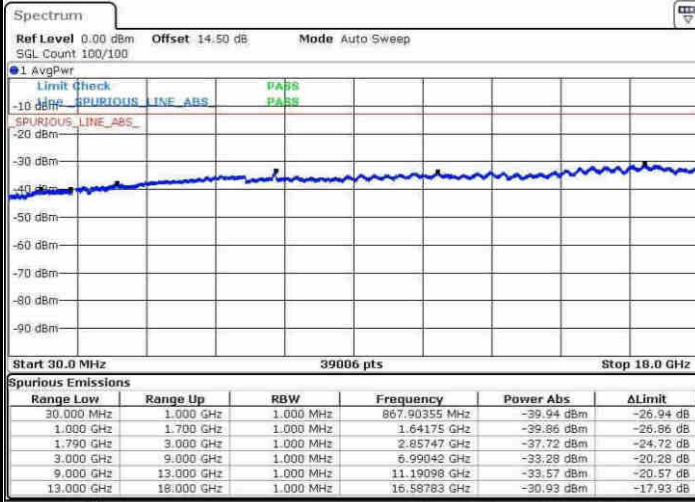


Date: 14.APR.2017 16:03:43



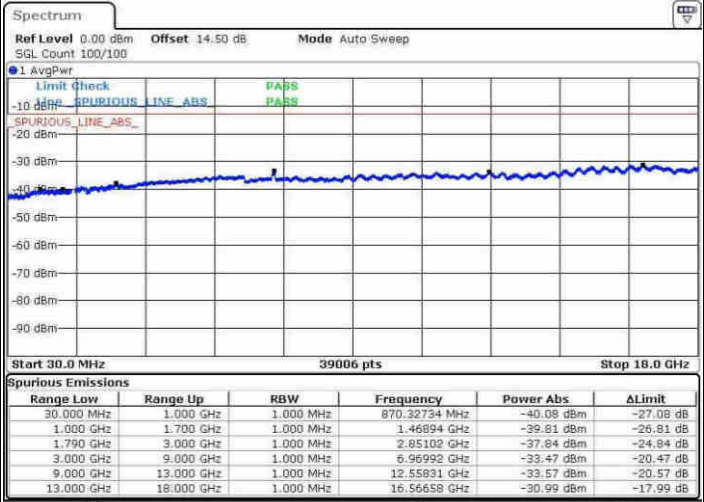
LTE Band 66 / 5MHz

Highest Channel / QPSK



Date: 14.APR.2017 16:13:04

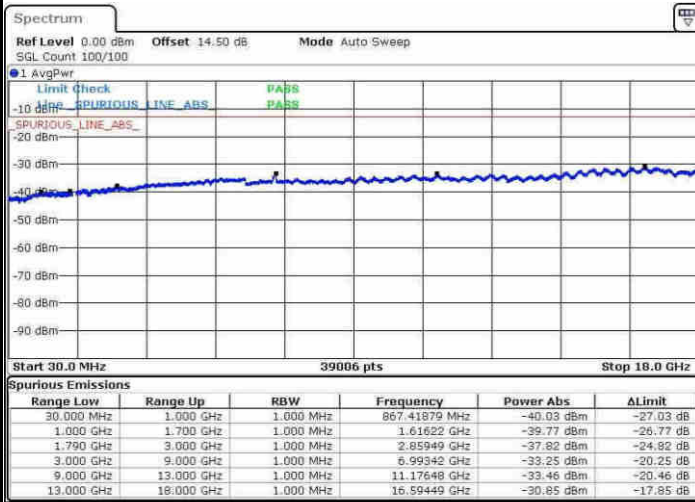
Highest Channel / 16QAM



Date: 14.APR.2017 16:12:02

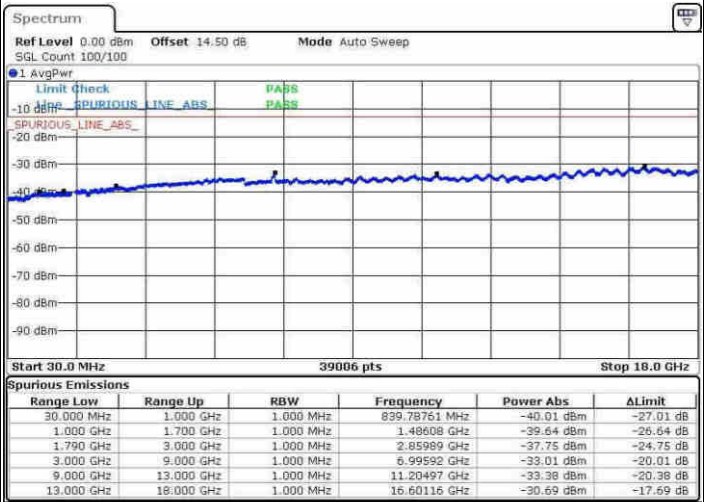
LTE Band 66 / 10MHz

Lowest Channel / QPSK



Date: 15.APR.2017 08:52:13

Lowest Channel / 16QAM



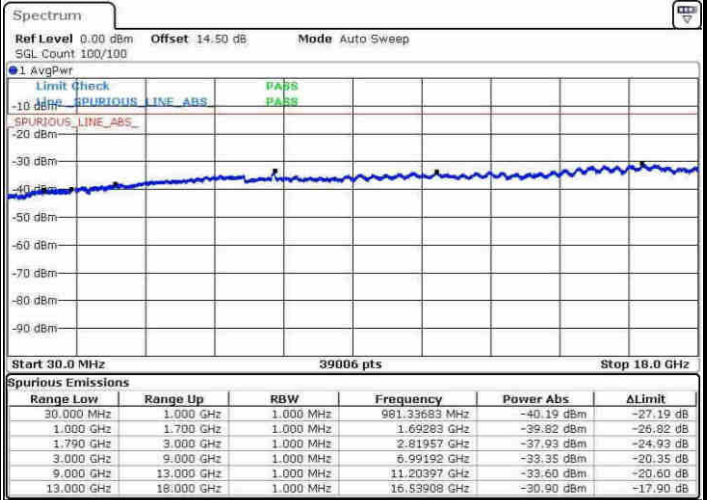
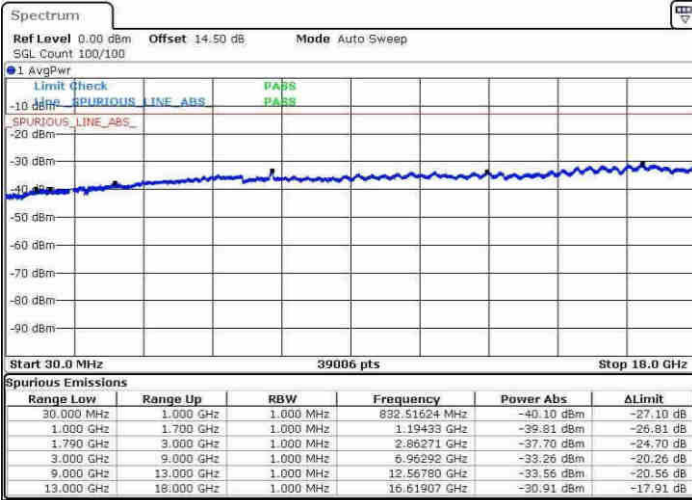
Date: 15.APR.2017 08:50:30



LTE Band 66 / 10MHz

Middle Channel / QPSK

Middle Channel / 16QAM

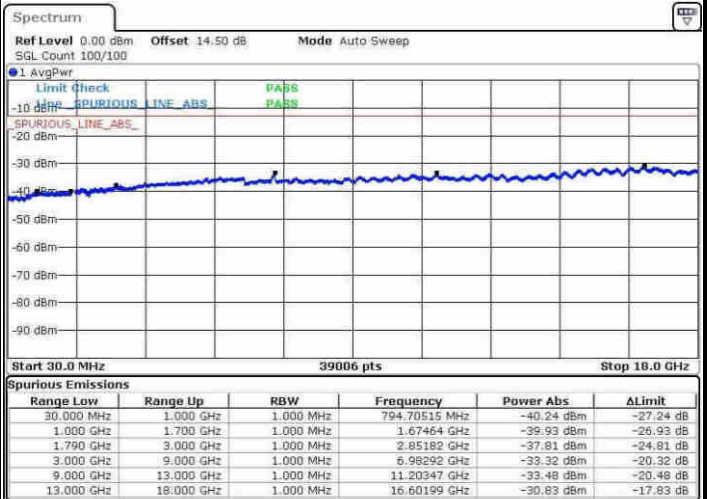
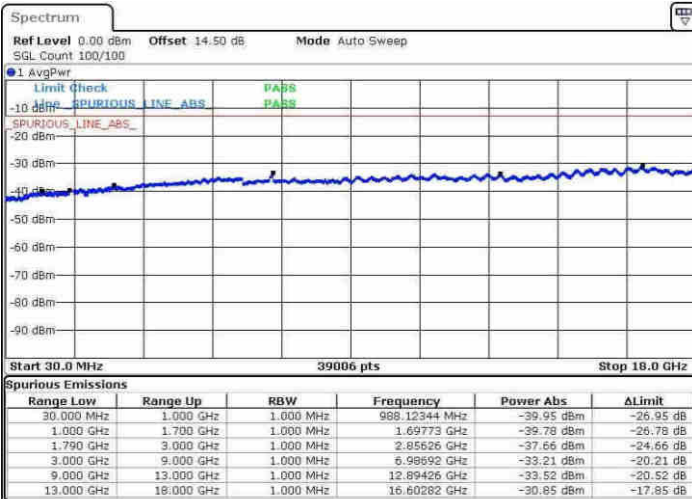


Date: 15.APR.2017 08:56:02

Date: 15.APR.2017 08:59:24

Highest Channel / QPSK

Highest Channel / 16QAM



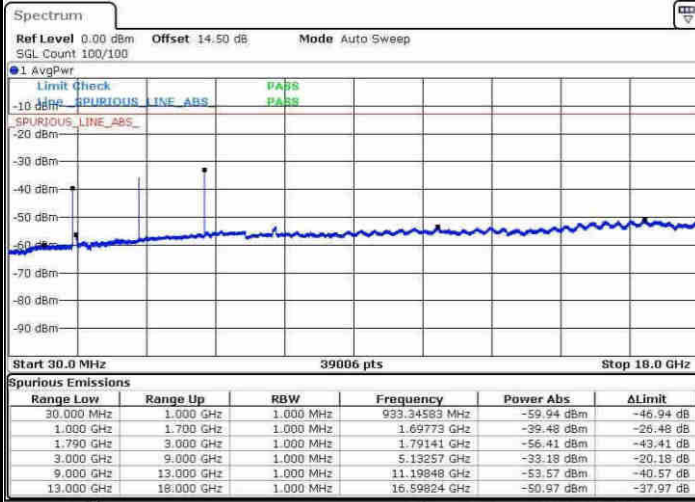
Date: 15.APR.2017 09:09:23

Date: 15.APR.2017 09:08:28



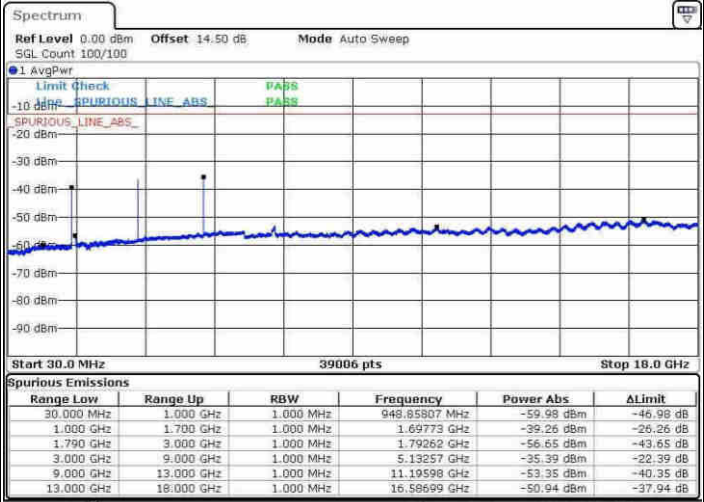
LTE Band 66 / 15MHz

Lowest Channel / QPSK



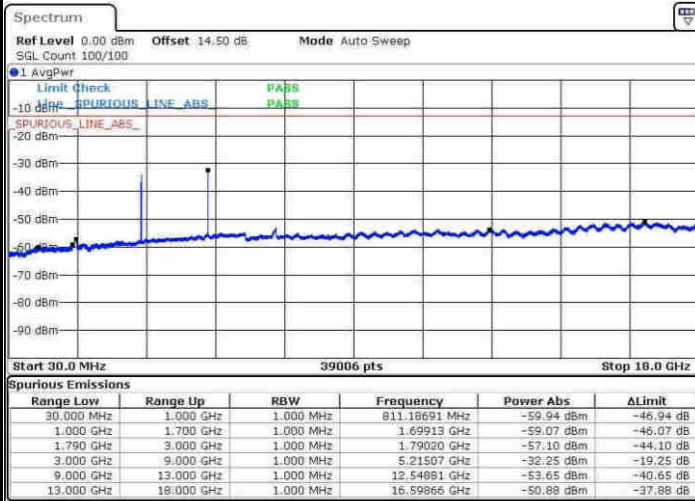
Date: 15.APR.2017 09:28:45

Lowest Channel / 16QAM



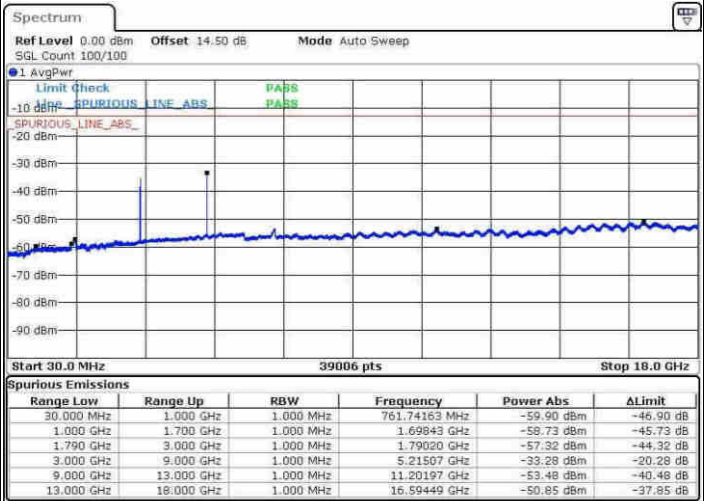
Date: 15.APR.2017 09:27:28

Middle Channel / QPSK



Date: 15.APR.2017 09:30:22

Middle Channel / 16QAM

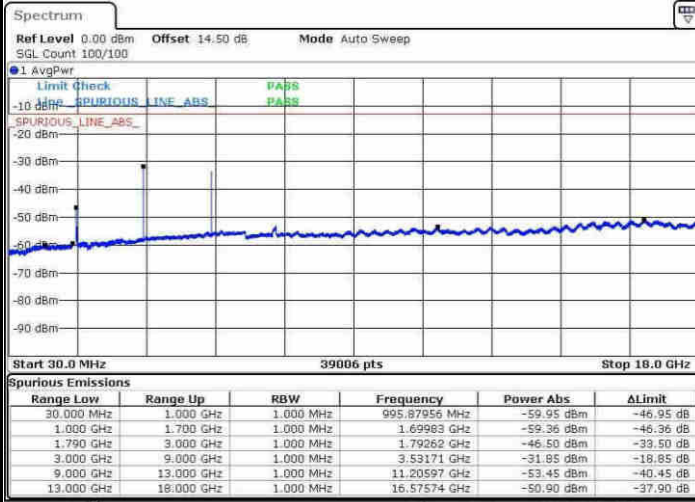


Date: 15.APR.2017 09:31:18



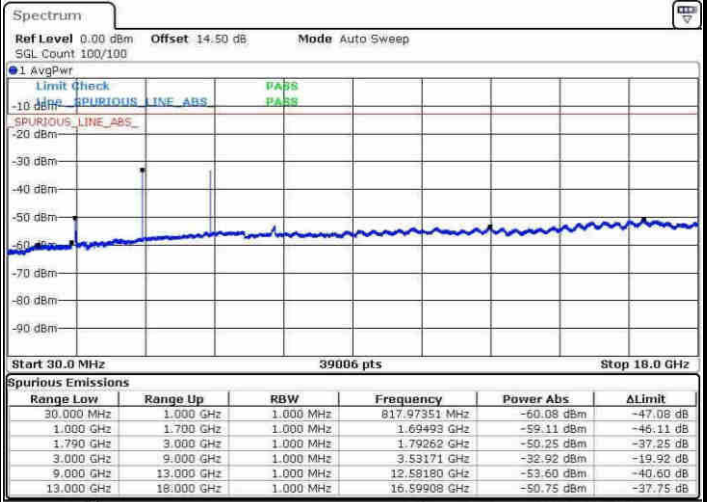
LTE Band 66 / 15MHz

Highest Channel / QPSK



Date: 15.APR.2017 09:47:51

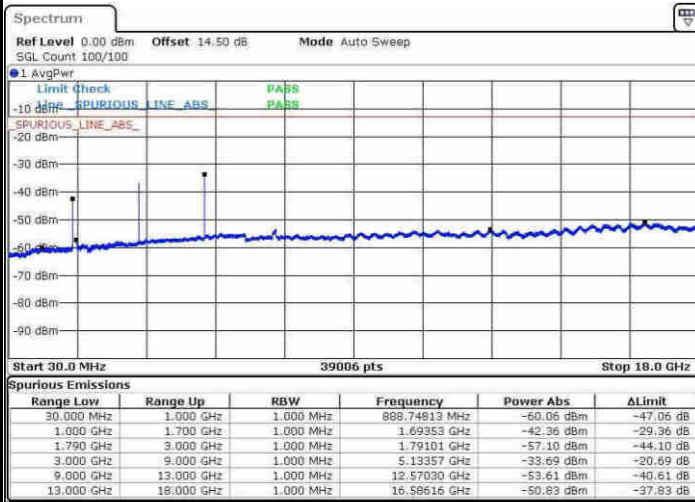
Highest Channel / 16QAM



Date: 15.APR.2017 09:42:33

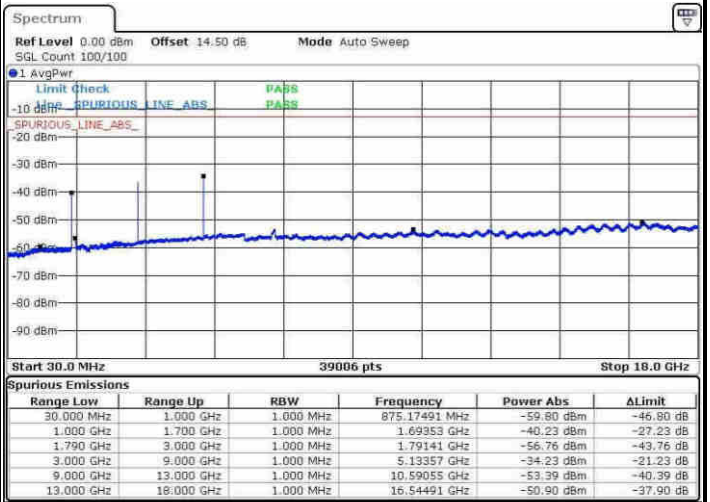
LTE Band 66 / 20MHz

Lowest Channel / QPSK



Date: 15.APR.2017 10:14:03

Lowest Channel / 16QAM



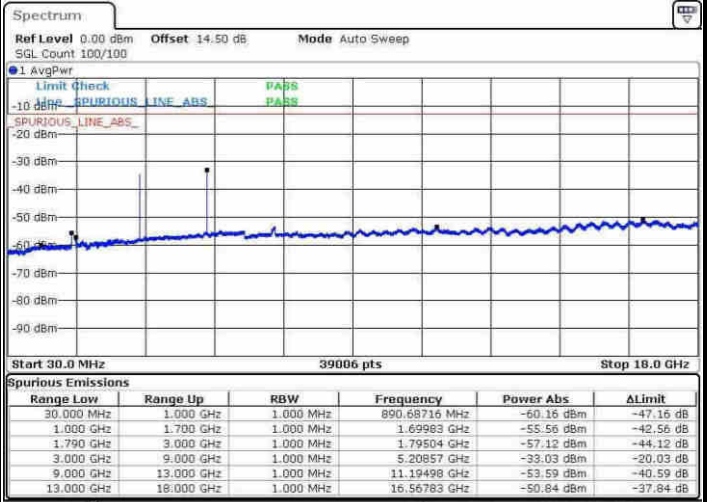
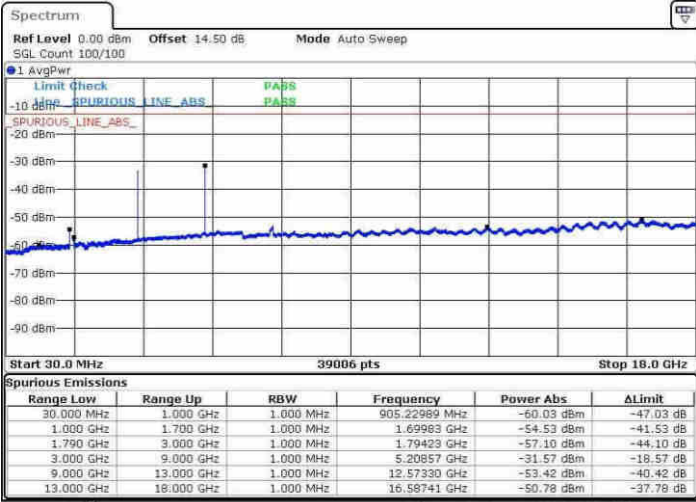
Date: 15.APR.2017 09:56:05



LTE Band 66 / 20MHz

Middle Channel / QPSK

Middle Channel / 16QAM

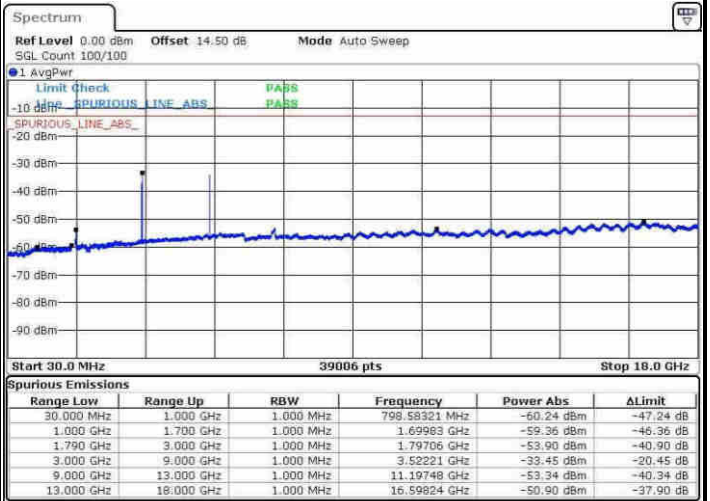
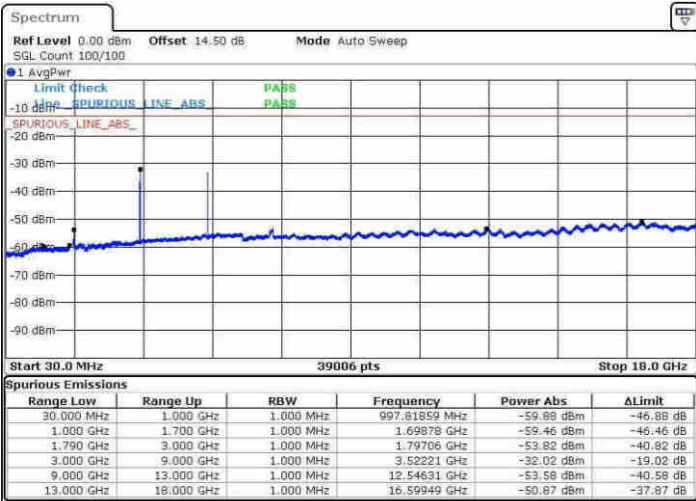


Date: 15.APR.2017 09:58:58

Date: 15.APR.2017 09:59:45

Highest Channel / QPSK

Highest Channel / 16QAM



Date: 15.APR.2017 10:08:45

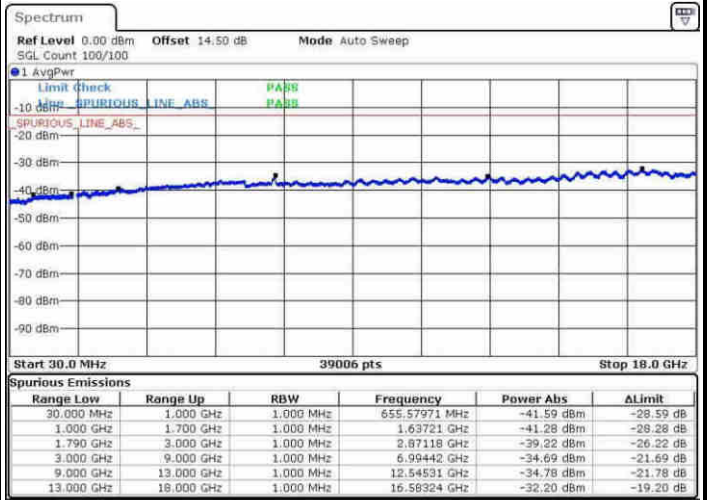
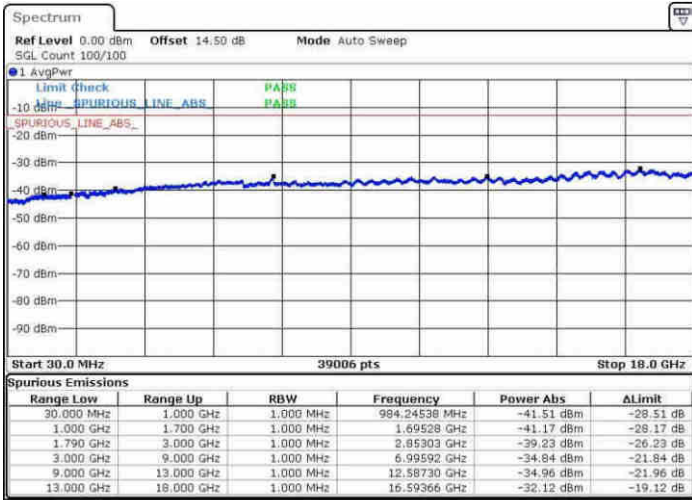
Date: 15.APR.2017 10:07:32



LTE Band 66 / 1.4MHz

Lowest Channel / 64QAM

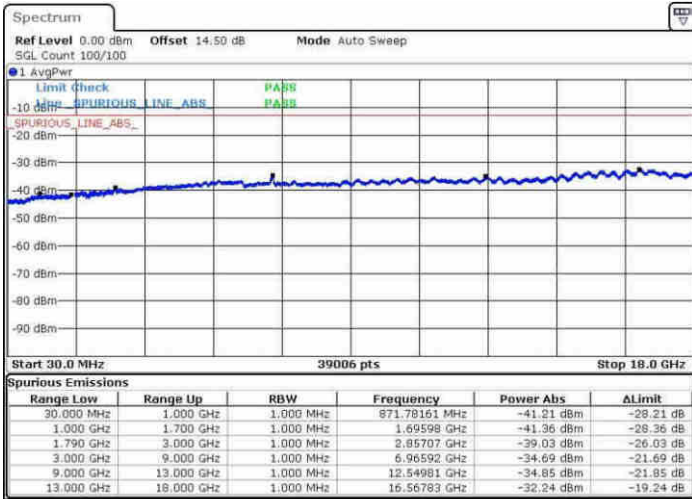
Middle Channel / 64QAM



Date: 31.MAY.2017 10:27:14

Date: 31.MAY.2017 10:30:15

Highest Channel / 64QAM



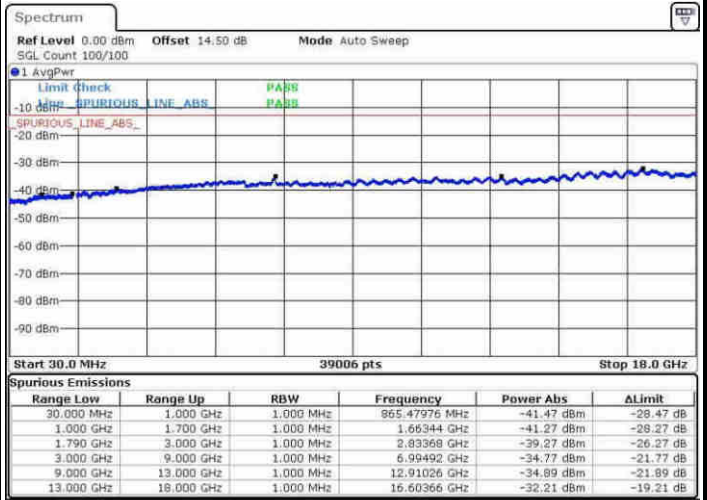
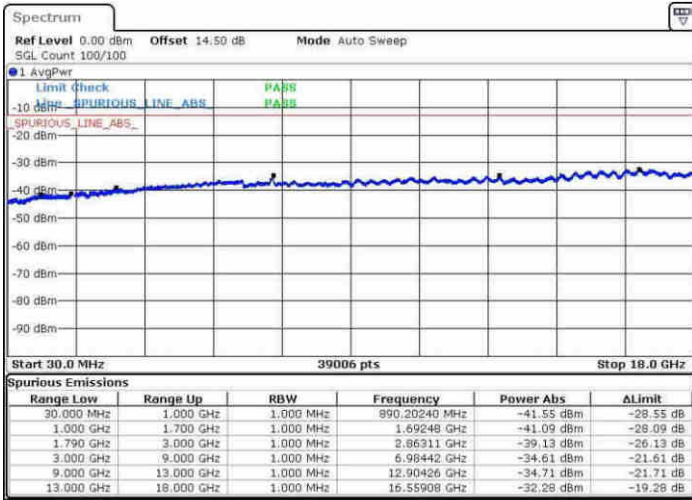
Date: 31.MAY.2017 10:27:06



LTE Band 66 / 3MHz

Lowest Channel / 64QAM

Middle Channel / 64QAM



Date: 31.MAY.2017 10:43:12

Date: 31.MAY.2017 10:45:20

Highest Channel / 64QAM



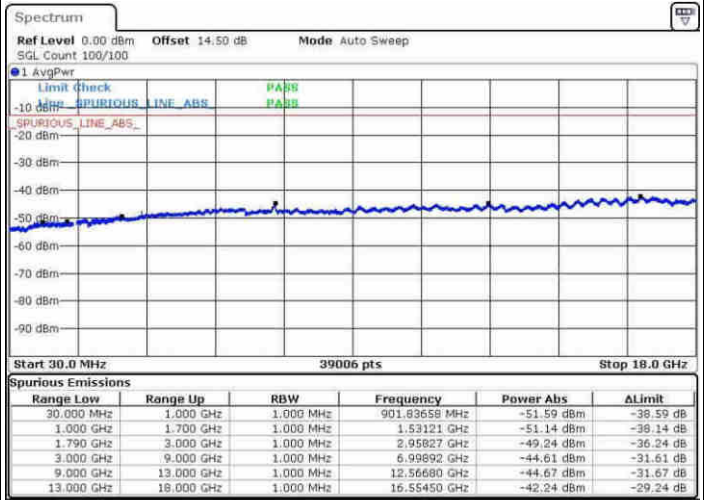
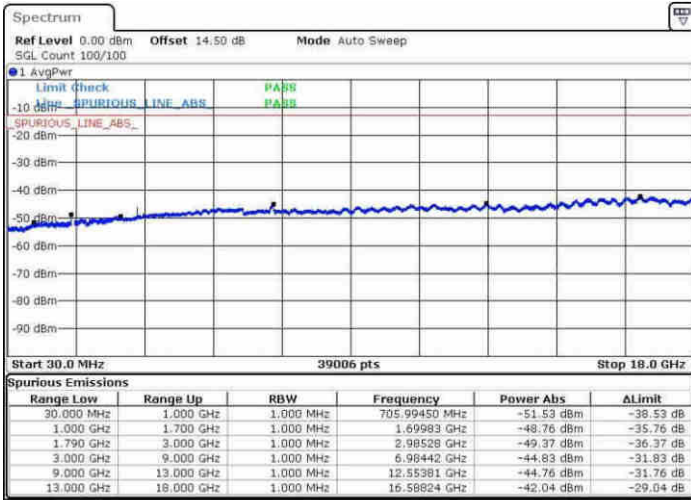
Date: 31.MAY.2017 10:51:07



LTE Band 66 / 5MHz

Lowest Channel / 64QAM

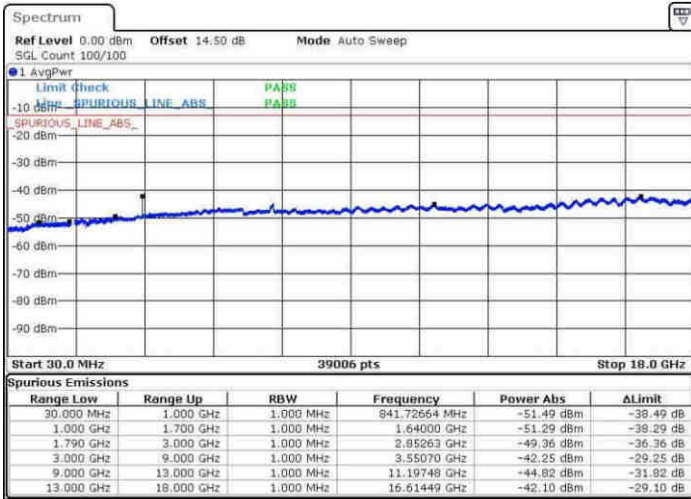
Middle Channel / 64QAM



Date: 31.MAY.2017 10:54:36

Date: 31.MAY.2017 10:57:10

Highest Channel / 64QAM



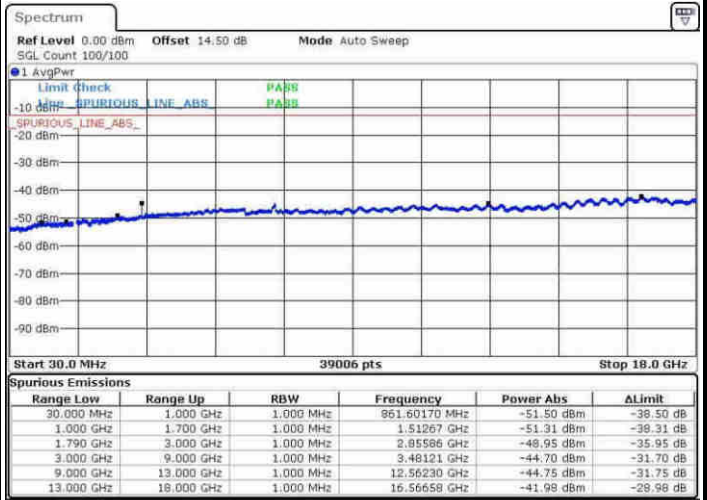
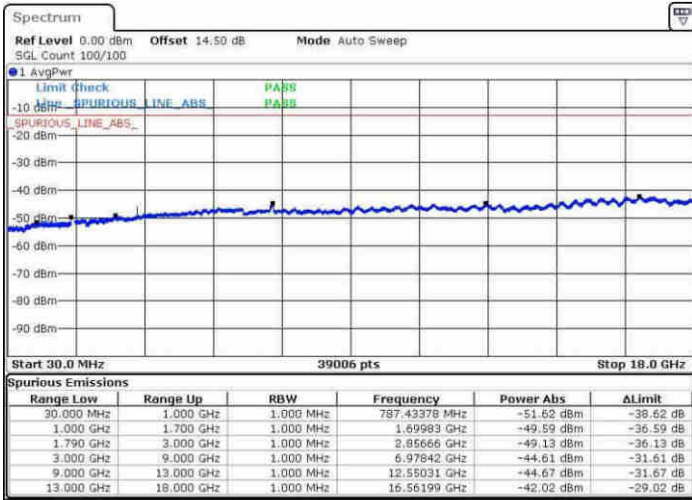
Date: 31.MAY.2017 11:00:50



LTE Band 66 / 10MHz

Lowest Channel / 64QAM

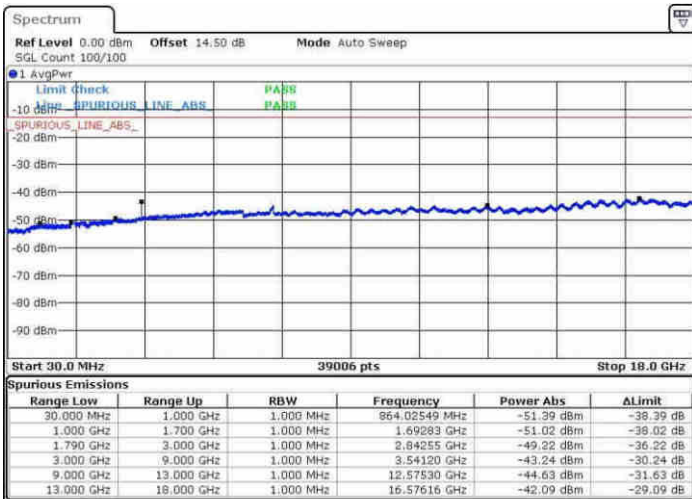
Middle Channel / 64QAM



Date: 31.MAY.2017 11:03:35

Date: 31.MAY.2017 11:05:56

Highest Channel / 64QAM



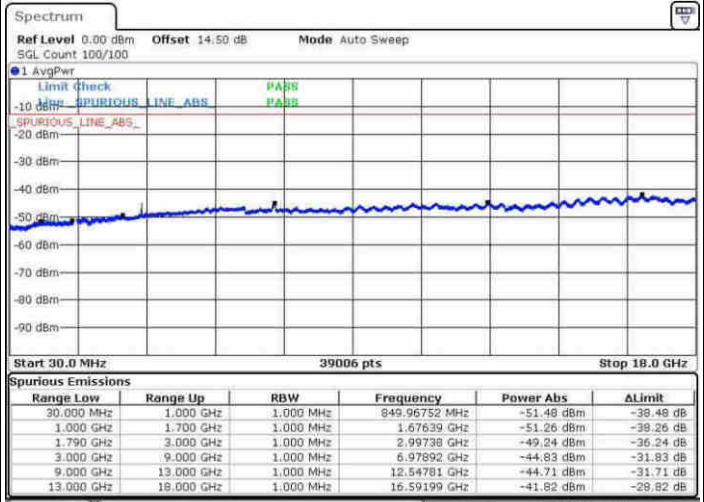
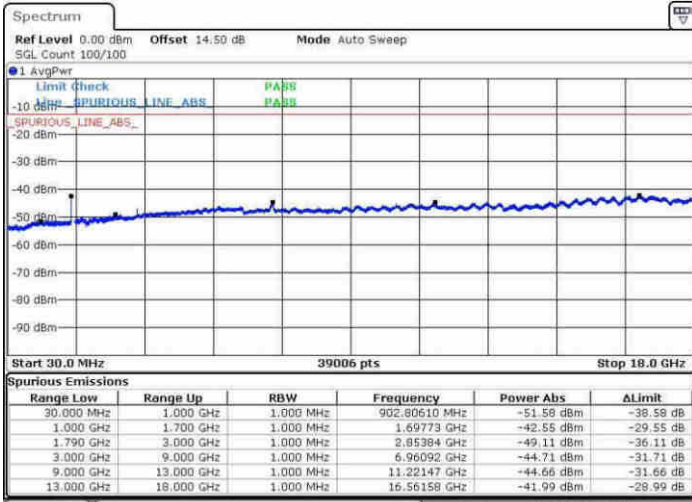
Date: 31.MAY.2017 11:10:40



LTE Band 66 / 15MHz

Lowest Channel / 64QAM

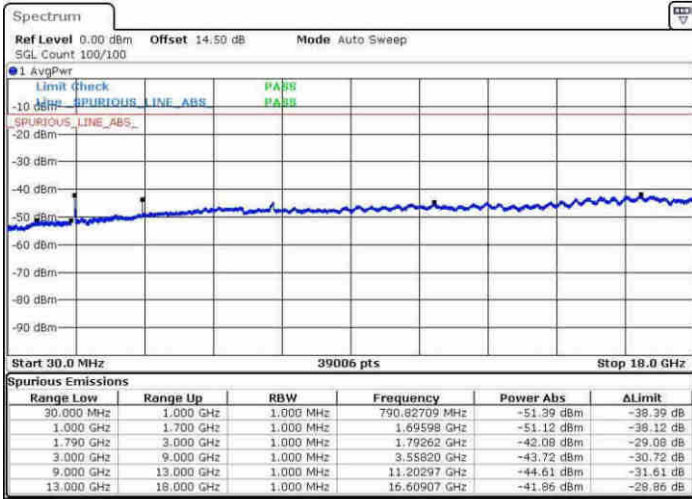
Middle Channel / 64QAM



Date: 31.MAY.2017 12:48:56

Date: 31.MAY.2017 12:53:35

Highest Channel / 64QAM



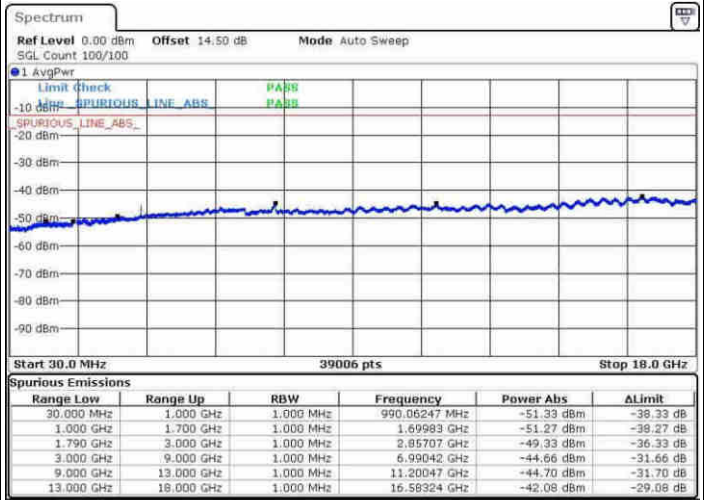
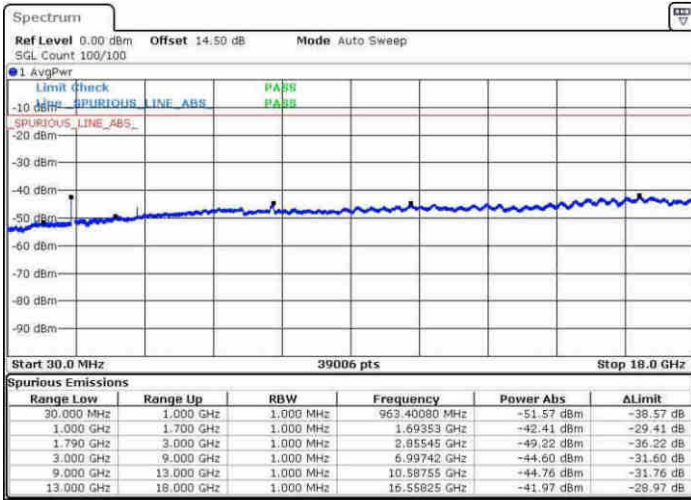
Date: 31.MAY.2017 13:07:05



LTE Band 66 / 20MHz

Lowest Channel / 64QAM

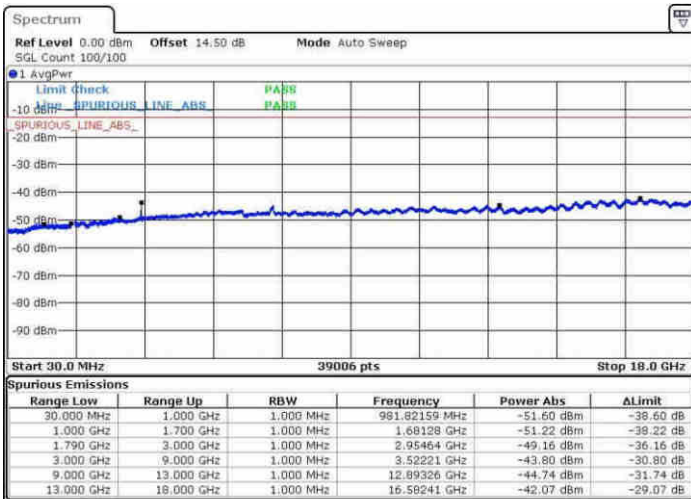
Middle Channel / 64QAM



Date: 31.MAY.2017 13:10:01

Date: 31.MAY.2017 13:11:34

Highest Channel / 64QAM



Date: 31.MAY.2017 13:15:31



Frequency Stability

Test Conditions		LTE Band 2 (QPSK) / Middle Channel	Limit
Temperature (°C)	Voltage (Volt)	BW 10MHz	Note 2.
		Deviation (ppm)	Result
50	Normal Voltage	0.0122	PASS
40	Normal Voltage	0.0053	
30	Normal Voltage	0.0043	
20(Ref.)	Normal Voltage	0.0000	
10	Normal Voltage	0.0011	
0	Normal Voltage	0.0021	
-10	Normal Voltage	0.0032	
-20	Normal Voltage	0.0053	
-30	Normal Voltage	0.0085	
20	Maximum Voltage	0.0069	
20	Normal Voltage	0.0000	
20	Battery End Point	0.0011	

Note:

1. Normal Voltage =3.9 V. ; Battery End Point (BEP) =3.8 V. ; Maximum Voltage =4.2 V.
2. Note: The frequency fundamental emissions stay within the authorized frequency block.



Test Conditions		LTE Band 4 (QPSK) / Middle Channel	Limit
Temperature (°C)	Voltage (Volt)	BW 10MHz	Note 2.
		Deviation (ppm)	Result
50	Normal Voltage	0.0156	PASS
40	Normal Voltage	0.0133	
30	Normal Voltage	0.0110	
20(Ref.)	Normal Voltage	0.0000	
10	Normal Voltage	0.0069	
0	Normal Voltage	0.0098	
-10	Normal Voltage	0.0121	
-20	Normal Voltage	0.0167	
-30	Normal Voltage	0.0190	
20	Maximum Voltage	0.0069	
20	Normal Voltage	0.0000	
20	Battery End Point	0.0075	

Note:

1. Normal Voltage =3.9 V. ; Battery End Point (BEP) =3.8 V. ; Maximum Voltage =4.2 V.
2. Note: The frequency fundamental emissions stay within the authorized frequency block.



Test Conditions		LTE Band 5 (QPSK) / Middle Channel	Limit
Temperature (°C)	Voltage (Volt)	BW 10MHz	2.5ppm
		Deviation (ppm)	Result
50	Normal Voltage	0.0299	PASS
40	Normal Voltage	0.0155	
30	Normal Voltage	0.0072	
20(Ref.)	Normal Voltage	0.0000	
10	Normal Voltage	0.0143	
0	Normal Voltage	0.0311	
-10	Normal Voltage	0.0359	
-20	Normal Voltage	0.0526	
-30	Normal Voltage	0.0550	
20	Maximum Voltage	0.0143	
20	Normal Voltage	0.0000	
20	Battery End Point	0.0084	

Note: Normal Voltage =3.9 V. ; Battery End Point (BEP) =3.8 V. ; Maximum Voltage =4.2 V.



Test Conditions		LTE Band 7 (QPSK) / Middle Channel	Limit
Temperature (°C)	Voltage (Volt)	BW 10MHz	Note 2.
		Deviation (ppm)	Result
50	Normal Voltage	0.0142	PASS
40	Normal Voltage	0.0099	
30	Normal Voltage	0.0051	
20(Ref.)	Normal Voltage	0.0000	
10	Normal Voltage	0.0043	
0	Normal Voltage	0.0083	
-10	Normal Voltage	0.0114	
-20	Normal Voltage	0.0170	
-30	Normal Voltage	0.0162	
20	Maximum Voltage	0.0107	
20	Normal Voltage	0.0000	
20	Battery End Point	0.0059	

Note:

1. Normal Voltage =3.9 V. ; Battery End Point (BEP) =3.8 V. ; Maximum Voltage =4.2 V.
2. Note: The frequency fundamental emissions stay within the authorized frequency block.



Test Conditions		LTE Band 7 CA (QPSK) / Middle Channel	Limit
Temperature (°C)	Voltage (Volt)	BW 20+20MHz	Note 2.
		Deviation (ppm)	Result
50	Normal Voltage	0.0200	PASS
40	Normal Voltage	0.0100	
30	Normal Voltage	0.0100	
20(Ref.)	Normal Voltage	0.0000	
10	Normal Voltage	0.0100	
0	Normal Voltage	0.0100	
-10	Normal Voltage	0.0200	
-20	Normal Voltage	0.0200	
-30	Normal Voltage	0.0300	
20	Maximum Voltage	0.0000	
20	Normal Voltage	0.0100	
20	Battery End Point	0.0100	

Note:

1. Normal Voltage =3.9 V. ; Battery End Point (BEP) =3.8 V. ; Maximum Voltage =4.2 V.
2. Note: The frequency fundamental emissions stay within the authorized frequency block.



Test Conditions		LTE Band 12 (QPSK) / Middle Channel	Limit
Temperature (°C)	Voltage (Volt)	BW 10MHz	Note 2.
		Deviation (ppm)	Result
50	Normal Voltage	0.0353	PASS
40	Normal Voltage	0.0297	
30	Normal Voltage	0.0099	
20(Ref.)	Normal Voltage	0.0000	
10	Normal Voltage	0.0170	
0	Normal Voltage	0.0283	
-10	Normal Voltage	0.0382	
-20	Normal Voltage	0.0622	
-30	Normal Voltage	0.0594	
20	Maximum Voltage	0.0028	
20	Normal Voltage	0.0000	
20	Battery End Point	0.0198	

Note:

1. Normal Voltage =3.9 V. ; Battery End Point (BEP) =3.8 V. ; Maximum Voltage =4.2 V.
2. Note: The frequency fundamental emissions stay within the authorized frequency block.



Test Conditions		LTE Band 17 (QPSK) / Middle Channel	Limit
Temperature (°C)	Voltage (Volt)	BW 10MHz	Note 2.
		Deviation (ppm)	Result
50	Normal Voltage	0.0254	PASS
40	Normal Voltage	0.0085	
30	Normal Voltage	0.0042	
20(Ref.)	Normal Voltage	0.0000	
10	Normal Voltage	0.0085	
0	Normal Voltage	0.0141	
-10	Normal Voltage	0.0056	
-20	Normal Voltage	0.0028	
-30	Normal Voltage	0.0014	
20	Maximum Voltage	0.0141	
20	Normal Voltage	0.0000	
20	Battery End Point	0.0113	

Note:

1. Normal Voltage =3.9 V. ; Battery End Point (BEP) =3.8 V. ; Maximum Voltage =4.2 V.
2. Note: The frequency fundamental emissions stay within the authorized frequency block.



Test Conditions		LTE Band 25 (QPSK) / Middle Channel	Limit
Temperature (°C)	Voltage (Volt)	BW 10MHz	Note 2.
		Deviation (ppm)	Result
50	Normal Voltage	0.0138	PASS
40	Normal Voltage	0.0101	
30	Normal Voltage	0.0042	
20(Ref.)	Normal Voltage	0.0000	
10	Normal Voltage	0.0037	
0	Normal Voltage	0.0016	
-10	Normal Voltage	0.0005	
-20	Normal Voltage	0.0032	
-30	Normal Voltage	0.0080	
20	Maximum Voltage	0.0090	
20	Normal Voltage	0.0000	
20	Battery End Point	0.0053	

Note:

1. Normal Voltage =3.9 V. ; Battery End Point (BEP) =3.8 V. ; Maximum Voltage =4.2 V.
2. Note: The frequency fundamental emissions stay within the authorized frequency block.



Test Conditions		LTE Band 26 (QPSK) / Middle Channel	Limit
Temperature (°C)	Voltage (Volt)	BW 10MHz	2.5ppm
		Deviation (ppm)	Result
50	Normal Voltage	0.0397	PASS
40	Normal Voltage	0.0217	
30	Normal Voltage	0.0012	
20(Ref.)	Normal Voltage	0.0000	
10	Normal Voltage	0.0012	
0	Normal Voltage	0.0096	
-10	Normal Voltage	0.0060	
-20	Normal Voltage	0.0156	
-30	Normal Voltage	0.0277	
20	Maximum Voltage	0.0036	
20	Normal Voltage	0.0000	
20	Battery End Point	0.0361	

Note: Normal Voltage =3.9 V. ; Battery End Point (BEP) =3.8 V. ; Maximum Voltage =4.2 V.



Test Conditions		LTE Band 38 (QPSK) / Middle Channel	Limit
Temperature (°C)	Voltage (Volt)	BW 10MHz	Note 2.
		Deviation (ppm)	Result
50	Normal Voltage	0.0092	PASS
40	Normal Voltage	0.0077	
30	Normal Voltage	0.0050	
20(Ref.)	Normal Voltage	0.0000	
10	Normal Voltage	0.0008	
0	Normal Voltage	0.0008	
-10	Normal Voltage	0.0012	
-20	Normal Voltage	0.0031	
-30	Normal Voltage	0.0066	
20	Maximum Voltage	0.0027	
20	Normal Voltage	0.0000	
20	Battery End Point	0.0119	

Note:

1. Normal Voltage =3.9 V. ; Battery End Point (BEP) =3.8 V. ; Maximum Voltage =4.2 V.
2. Note: The frequency fundamental emissions stay within the authorized frequency block.



Test Conditions		LTE Band 41 (QPSK) / Middle Channel	Limit
Temperature (°C)	Voltage (Volt)	BW 10MHz	Note 2.
		Deviation (ppm)	Result
50	Normal Voltage	0.0073	PASS
40	Normal Voltage	0.0050	
30	Normal Voltage	0.0019	
20(Ref.)	Normal Voltage	0.0000	
10	Normal Voltage	0.0004	
0	Normal Voltage	0.0019	
-10	Normal Voltage	0.0050	
-20	Normal Voltage	0.0066	
-30	Normal Voltage	0.0089	
20	Maximum Voltage	0.0015	
20	Normal Voltage	0.0000	
20	Battery End Point	0.0154	

Note:

1. Normal Voltage =3.9 V. ; Battery End Point (BEP) =3.8 V. ; Maximum Voltage =4.2 V.
2. Note: The frequency fundamental emissions stay within the authorized frequency block.



Test Conditions		LTE Band 41 CA (QPSK) / Middle Channel	Limit
Temperature (°C)	Voltage (Volt)	BW 20+20MHz	Note 2.
		Deviation (ppm)	Result
50	Normal Voltage	0.0300	PASS
40	Normal Voltage	0.0200	
30	Normal Voltage	0.0100	
20(Ref.)	Normal Voltage	0.0000	
10	Normal Voltage	0.0100	
0	Normal Voltage	0.0000	
-10	Normal Voltage	0.0100	
-20	Normal Voltage	0.0200	
-30	Normal Voltage	0.0200	
20	Maximum Voltage	0.0200	
20	Normal Voltage	0.0100	
20	Battery End Point	0.0100	

Note:

1. Normal Voltage =3.9 V. ; Battery End Point (BEP) =3.8 V. ; Maximum Voltage =4.2 V.
2. Note: The frequency fundamental emissions stay within the authorized frequency block.



Test Conditions		LTE Band 66 (QPSK) / Middle Channel	Limit
Temperature (°C)	Voltage (Volt)	BW 10MHz	Note 2.
		Deviation (ppm)	Result
50	Normal Voltage	0.0253	PASS
40	Normal Voltage	0.0132	
30	Normal Voltage	0.0060	
20(Ref.)	Normal Voltage	0.0000	
10	Normal Voltage	0.0060	
0	Normal Voltage	0.0036	
-10	Normal Voltage	0.0096	
-20	Normal Voltage	0.0241	
-30	Normal Voltage	0.0373	
20	Maximum Voltage	0.0168	
20	Normal Voltage	0.0000	
20	Battery End Point	0.0493	

Note:

1. Normal Voltage =3.9 V. ; Battery End Point (BEP) =3.8 V. ; Maximum Voltage =4.2 V.
2. Note: The frequency fundamental emissions stay within the authorized frequency block.



Appendix B. Test Results of Radiated Test

Radiated Spurious Emission

<Top Antenna>

LTE Band 2 / 1.4MHz / QPSK									
Channel	Frequency (MHz)	EIRP (dBm)	Limit (dBm)	Over Limit (dB)	SPA Reading (dBm)	S.G. Power (dBm)	TX Cable loss (dB)	TX Antenna Gain (dBi)	Polarization (H/V)
Lowest	3700.32	-62.66	-13	-49.66	-77.88	-68.70	6.56	12.60	H
	5550.48	-60.20	-13	-47.20	-79.62	-65.30	8	13.10	H
	7400.64	-56.60	-13	-43.60	-81.00	-58.33	9.57	11.30	H
	3700.32	-62.51	-13	-49.51	-78.04	-68.55	6.56	12.6	V
	5550.48	-59.53	-13	-46.53	-79.55	-64.63	8	13.1	V
	7400.64	-56.69	-13	-43.69	-80.99	-58.42	9.57	11.3	V
Middle	3758.92	-62.78	-13	-49.78	-78.06	-68.82	6.56	12.60	H
	5638.38	-59.73	-13	-46.73	-79.08	-64.83	8	13.10	H
	7517.84	-57.65	-13	-44.65	-81.35	-59.38	9.57	11.30	H
	3758.92	-62.60	-13	-49.60	-78.15	-68.64	6.56	12.6	V
	5638.38	-59.17	-13	-46.17	-79.09	-64.27	8	13.1	V
	7517.84	-57.78	-13	-44.78	-81.51	-59.51	9.57	11.3	V
Highest	3817.52	-62.54	-13	-49.54	-77.94	-68.58	6.56	12.60	H
	5726.28	-60.17	-13	-47.17	-79.78	-65.27	8	13.10	H
	7635.04	-58.23	-13	-45.23	-81.31	-59.96	9.57	11.30	H
	3817.52	-62.45	-13	-49.45	-78.07	-68.49	6.56	12.6	V
	5726.28	-59.50	-13	-46.50	-79.81	-64.60	8	13.1	V
	7635.04	-58.14	-13	-45.14	-81.35	-59.87	9.57	11.3	V

Remark: Spurious emissions within 30-1000MHz were found more than 20dB below limit line.



LTE Band 2 / 3MHz / QPSK									
Channel	Frequency (MHz)	EIRP (dBm)	Limit (dBm)	Over Limit (dB)	SPA Reading (dBm)	S.G. Power (dBm)	TX Cable loss (dB)	TX Antenna Gain (dBi)	Polarization (H/V)
Lowest	3700.48	-62.83	-13	-49.83	-78.05	-68.87	6.56	12.60	H
	5550.72	-60.17	-13	-47.17	-79.59	-65.27	8	13.10	H
	7400.96	-56.54	-13	-43.54	-80.94	-58.27	9.57	11.30	H
	3700.48	-62.54	-13	-49.54	-78.07	-68.58	6.56	12.6	V
	5550.72	-59.46	-13	-46.46	-79.48	-64.56	8	13.1	V
	7400.96	-56.76	-13	-43.76	-81.06	-58.49	9.57	11.3	V
Middle	3757.48	-62.89	-13	-49.89	-78.17	-68.93	6.56	12.60	H
	5636.22	-59.76	-13	-46.76	-79.11	-64.86	8	13.10	H
	7514.96	-57.81	-13	-44.81	-81.54	-59.54	9.57	11.30	H
	3757.48	-62.68	-13	-49.68	-78.23	-68.72	6.56	12.6	V
	5636.22	-59.22	-13	-46.22	-79.14	-64.32	8	13.1	V
	7514.96	-57.70	-13	-44.70	-81.46	-59.43	9.57	11.3	V
Highest	3814.48	-62.64	-13	-49.64	-78.04	-68.68	6.56	12.60	H
	5721.72	-60.23	-13	-47.23	-79.84	-65.33	8	13.10	H
	7628.96	-58.26	-13	-45.26	-81.34	-59.99	9.57	11.30	H
	3814.48	-62.47	-13	-49.47	-78.09	-68.51	6.56	12.6	V
	5721.72	-59.59	-13	-46.59	-79.9	-64.69	8	13.1	V
	7628.96	-58.03	-13	-45.03	-81.24	-59.76	9.57	11.3	V

Remark: Spurious emissions within 30-1000MHz were found more than 20dB below limit line.



LTE Band 2 / 5MHz / QPSK									
Channel	Frequency (MHz)	EIRP (dBm)	Limit (dBm)	Over Limit (dB)	SPA Reading (dBm)	S.G. Power (dBm)	TX Cable loss (dB)	TX Antenna Gain (dBi)	Polarization (H/V)
Lowest	3700.68	-62.86	-13	-49.86	-78.08	-68.90	6.56	12.60	H
	5551.02	-60.11	-13	-47.11	-79.53	-65.21	8	13.10	H
	7401.36	-56.50	-13	-43.50	-80.90	-58.23	9.57	11.30	H
	3700.68	-62.49	-13	-49.49	-78.02	-68.53	6.56	12.6	V
	5551.02	-59.50	-13	-46.50	-79.52	-64.60	8	13.1	V
	7401.36	-56.73	-13	-43.73	-81.03	-58.46	9.57	11.3	V
Middle	3755.68	-62.78	-13	-49.78	-78.06	-68.82	6.56	12.60	H
	5633.52	-59.81	-13	-46.81	-79.16	-64.91	8	13.10	H
	7511.36	-57.05	-13	-44.05	-80.78	-58.78	9.57	11.30	H
	3755.68	-62.49	-13	-49.49	-78.04	-68.53	6.56	12.6	V
	5633.52	-59.20	-13	-46.20	-79.12	-64.30	8	13.1	V
	7511.36	-57.07	-13	-44.07	-80.83	-58.80	9.57	11.3	V
Highest	3810.68	-62.57	-13	-49.57	-77.91	-68.61	6.56	12.60	H
	5716.02	-60.28	-13	-47.28	-79.84	-65.38	8	13.10	H
	7621.36	-58.09	-13	-45.09	-81.14	-59.82	9.57	11.30	H
	3810.68	-62.25	-13	-49.25	-77.81	-68.29	6.56	12.6	V
	5716.02	-59.43	-13	-46.43	-79.66	-64.53	8	13.1	V
	7621.36	-58.08	-13	-45.08	-81.26	-59.81	9.57	11.3	V

Remark: Spurious emissions within 30-1000MHz were found more than 20dB below limit line.



LTE Band 2 / 10MHz / QPSK									
Channel	Frequency (MHz)	EIRP (dBm)	Limit (dBm)	Over Limit (dB)	SPA Reading (dBm)	S.G. Power (dBm)	TX Cable loss (dB)	TX Antenna Gain (dBi)	Polarization (H/V)
Lowest	3701.18	-62.75	-13	-49.75	-77.97	-68.79	6.56	12.60	H
	5551.77	-59.66	-13	-46.66	-79.08	-64.76	8	13.10	H
	7402.36	-56.53	-13	-43.53	-80.93	-58.26	9.57	11.30	H
	3701.18	-62.46	-13	-49.46	-77.99	-68.50	6.56	12.6	V
	5551.77	-59.23	-13	-46.23	-79.25	-64.33	8	13.1	V
	7402.36	-56.63	-13	-43.63	-80.93	-58.36	9.57	11.3	V
Middle	3751	-62.83	-13	-49.83	-78.11	-68.87	6.56	12.60	H
	5626.5	-59.91	-13	-46.91	-79.33	-65.01	8	13.10	H
	7502	-56.99	-13	-43.99	-80.83	-58.72	9.57	11.30	H
	3751	-62.55	-13	-49.55	-78.1	-68.59	6.56	12.6	V
	5626.5	-59.42	-13	-46.42	-79.42	-64.52	8	13.1	V
	7502	-56.92	-13	-43.92	-80.77	-58.65	9.57	11.3	V
Highest	3801.18	-63.05	-13	-50.05	-78.39	-69.09	6.56	12.60	H
	5701.77	-59.78	-13	-46.78	-79.34	-64.88	8	13.10	H
	7602.36	-58.62	-13	-45.62	-81.68	-60.35	9.57	11.30	H
	3801.18	-62.87	-13	-49.87	-78.43	-68.91	6.56	12.6	V
	5701.77	-59.22	-13	-46.22	-79.45	-64.32	8	13.1	V
	7602.36	-58.40	-13	-45.40	-81.59	-60.13	9.57	11.3	V

Remark: Spurious emissions within 30-1000MHz were found more than 20dB below limit line.



LTE Band 2 / 15MHz / QPSK									
Channel	Frequency (MHz)	EIRP (dBm)	Limit (dBm)	Over Limit (dB)	SPA Reading (dBm)	S.G. Power (dBm)	TX Cable loss (dB)	TX Antenna Gain (dBi)	Polarization (H/V)
Lowest	3701.68	-62.81	-13	-49.81	-78.03	-68.85	6.56	12.60	H
	5552.52	-59.96	-13	-46.96	-79.38	-65.06	8	13.10	H
	7403.36	-56.52	-13	-43.52	-80.92	-58.25	9.57	11.30	H
	3701.68	-62.48	-13	-49.48	-78.01	-68.52	6.56	12.6	V
	5552.52	-59.20	-13	-46.20	-79.22	-64.30	8	13.1	V
	7403.36	-56.67	-13	-43.67	-80.97	-58.40	9.57	11.3	V
Middle	3746.68	-62.91	-13	-49.91	-78.19	-68.95	6.56	12.60	H
	5620.02	-60.38	-13	-47.38	-79.80	-65.48	8	13.10	H
	7493.36	-57.02	-13	-44.02	-80.86	-58.75	9.57	11.30	H
	3746.68	-62.49	-13	-49.49	-78.04	-68.53	6.56	12.6	V
	5620.02	-59.72	-13	-46.72	-79.72	-64.82	8	13.1	V
	7493.36	-56.99	-13	-43.99	-80.84	-58.72	9.57	11.3	V
Highest	3791.68	-62.70	-13	-49.70	-78.02	-68.74	6.56	12.60	H
	5687.52	-60.31	-13	-47.31	-79.82	-65.41	8	13.10	H
	7583.36	-57.94	-13	-44.94	-81.14	-59.67	9.57	11.30	H
	3791.68	-62.43	-13	-49.43	-77.99	-68.47	6.56	12.6	V
	5687.52	-59.64	-13	-46.64	-79.79	-64.74	8	13.1	V
	7583.36	-57.85	-13	-44.85	-81.16	-59.58	9.57	11.3	V

Remark: Spurious emissions within 30-1000MHz were found more than 20dB below limit line.



LTE Band 2 / 20MHz / QPSK									
Channel	Frequency (MHz)	EIRP (dBm)	Limit (dBm)	Over Limit (dB)	SPA Reading (dBm)	S.G. Power (dBm)	TX Cable loss (dB)	TX Antenna Gain (dBi)	Polarization (H/V)
Lowest	3702.18	-62.81	-13	-49.81	-78.03	-68.85	6.56	12.60	H
	5553.27	-59.94	-13	-46.94	-79.36	-65.04	8	13.10	H
	7404.36	-56.71	-13	-43.71	-81.11	-58.44	9.57	11.30	H
	3702.18	-62.60	-13	-49.60	-78.13	-68.64	6.56	12.6	V
	5553.27	-59.35	-13	-46.35	-79.37	-64.45	8	13.1	V
	7404.36	-56.66	-13	-43.66	-80.96	-58.39	9.57	11.3	V
Middle	3742.18	-62.93	-13	-49.93	-78.19	-68.97	6.56	12.60	H
	5613.27	-60.25	-13	-47.25	-79.74	-65.35	8	13.10	H
	7484.36	-57.33	-13	-44.33	-81.28	-59.06	9.57	11.30	H
	3742.18	-62.62	-13	-49.62	-78.17	-68.66	6.56	12.6	V
	5613.27	-59.64	-13	-46.64	-79.71	-64.74	8	13.1	V
	7484.36	-57.23	-13	-44.23	-81.17	-58.96	9.57	11.3	V
Highest	3782.18	-62.68	-13	-49.68	-78.00	-68.72	6.56	12.60	H
	5673.27	-60.25	-13	-47.25	-79.70	-65.35	8	13.10	H
	7564.36	-57.89	-13	-44.89	-81.23	-59.62	9.57	11.30	H
	3782.18	-62.54	-13	-49.54	-78.1	-68.58	6.56	12.6	V
	5673.27	-59.65	-13	-46.65	-79.73	-64.75	8	13.1	V
	7564.36	-57.65	-13	-44.65	-81.08	-59.38	9.57	11.3	V

Remark: Spurious emissions within 30-1000MHz were found more than 20dB below limit line.