

APPENDIX-PHOTOGRAPHS OF EUT CONSTRUCTIONAL DETAILS

Photo 1



Photo 2




Photo 3




Photo 4




Photo 5




Photo 6




Photo 7



Reversed polarity external antenna port