

# **BT Antenna Test Report Prepared for Godox Project**

**Author** Ken

**Date** 2024.3.5



**Client Information**

Client	神牛(Godox)
Engineer of Client	
Project Name	
Project Stage	<input type="checkbox"/> Evaluation <input checked="" type="checkbox"/> EVT <input type="checkbox"/> DVT <input type="checkbox"/> PVT
Antenna Type	Linear Polarization
Antenna Band	2400~2500MHz
Antenna Engineer	Ken

**Tuning Note**

Version	Date	Revision Description	Designer
01	2024/3/5	Version 1	Ken

**Antenna Info**

Product name	Material	Dimension	Feed-In Location	PIN Length
PCAK0000-10	/	5.0×2.0×1.0mm	/	/

1. Test Content :

BT Antenna in pattern measurement

2. Test Item :

Efficiency 、 Radiation Pattern 、 Total Gain 、 Average Gain

3. Test Setting :

Network Analyzer : Agilent E5071C

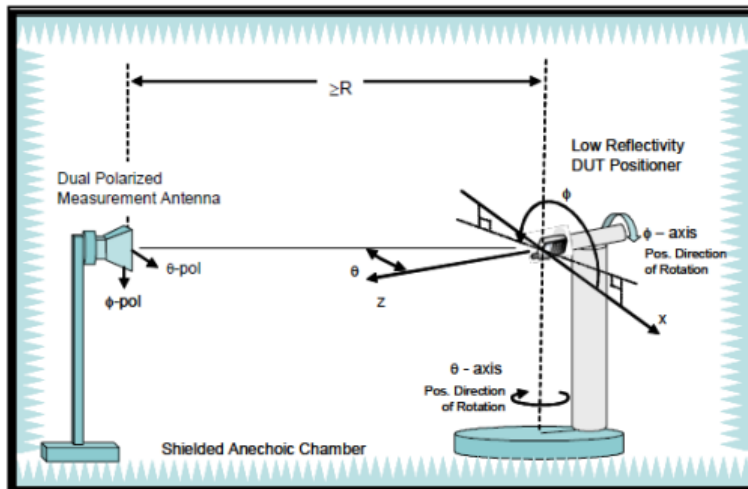
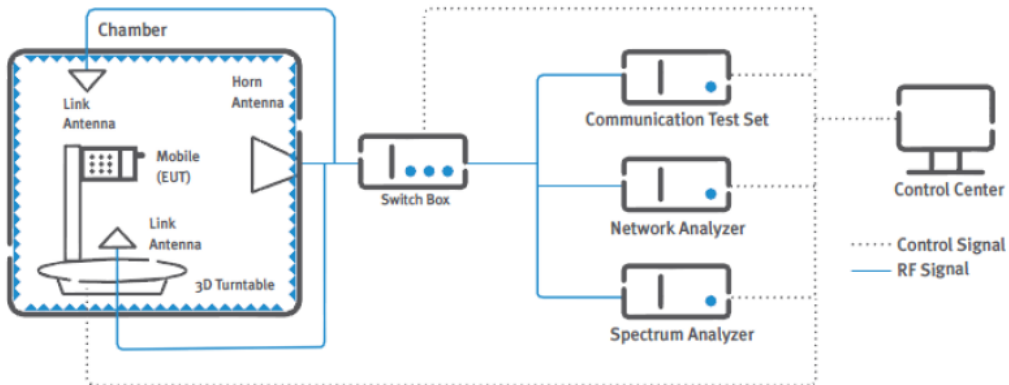
Source Antenna : Dual Polarization Horn Antenna

Test Frequency : 2400~2500MHz

4. Test Environment :

Room temperature : 22°C Humidity : 31%

5. Test Schematic Drawing of Setting :

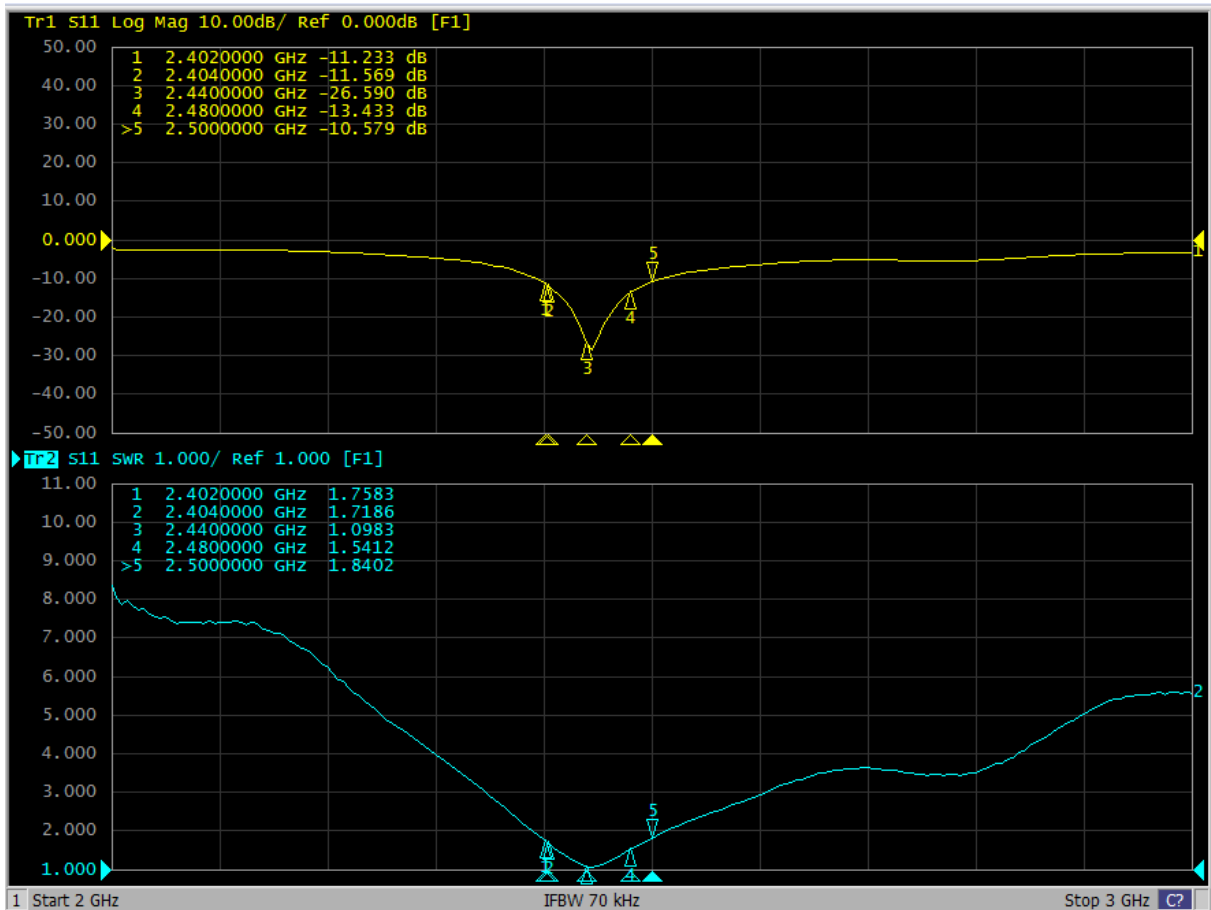


### 6. Test Data


Environment



### Antenna S11 Return Loss Measurement



### Coordinate

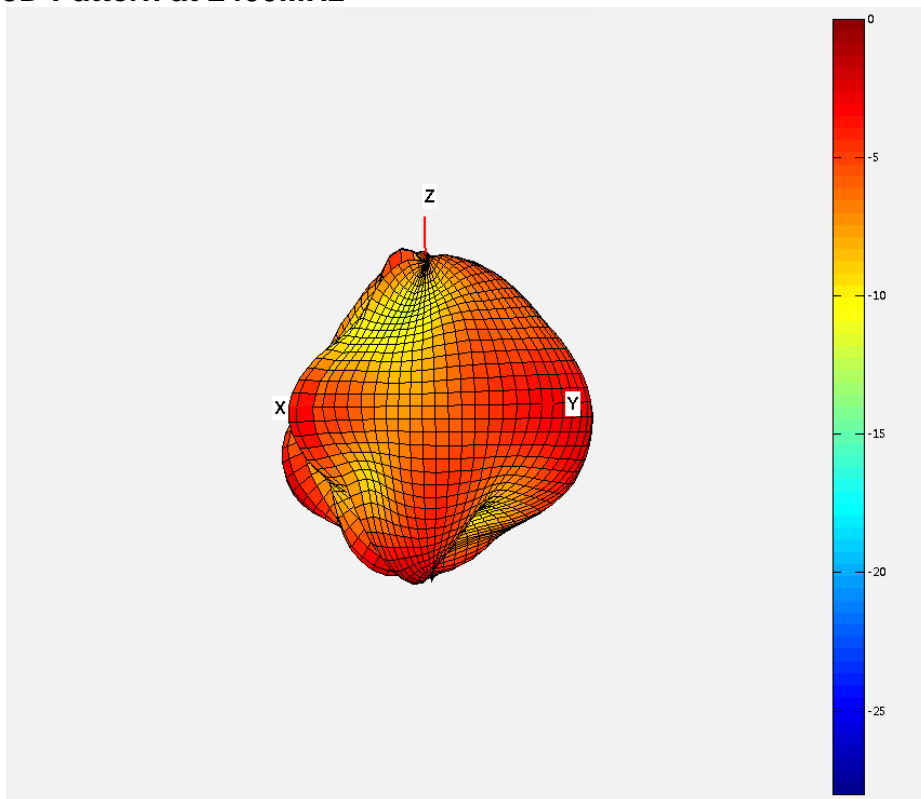


Chamber coordinate

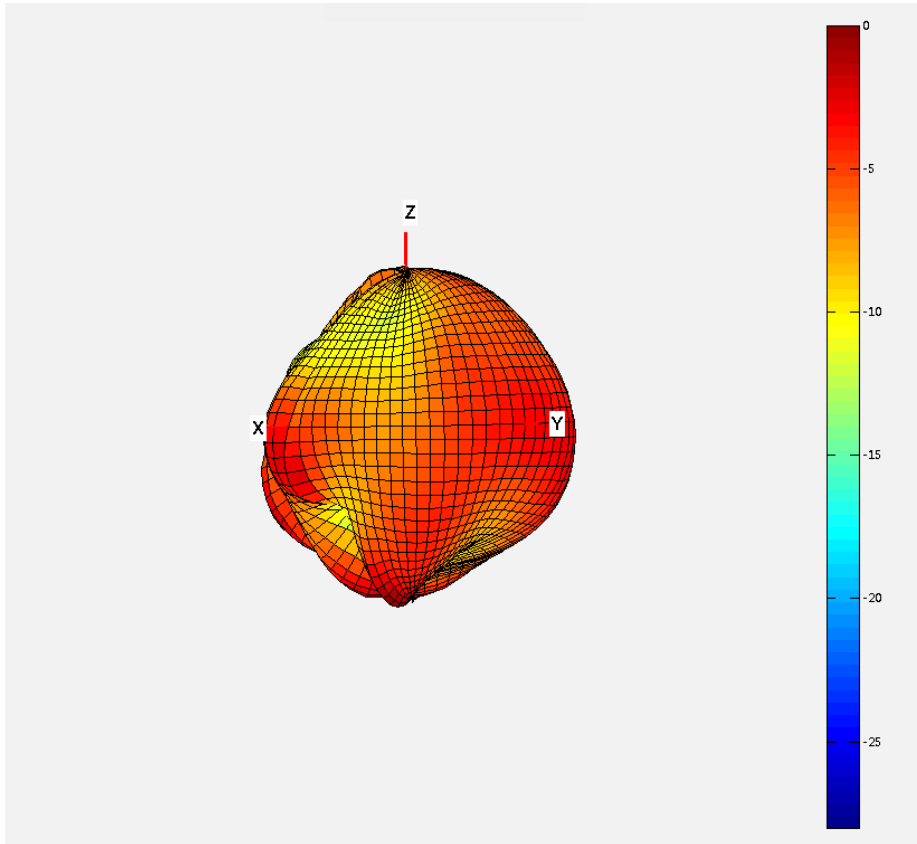


Antenna mounted on chamber coordinate

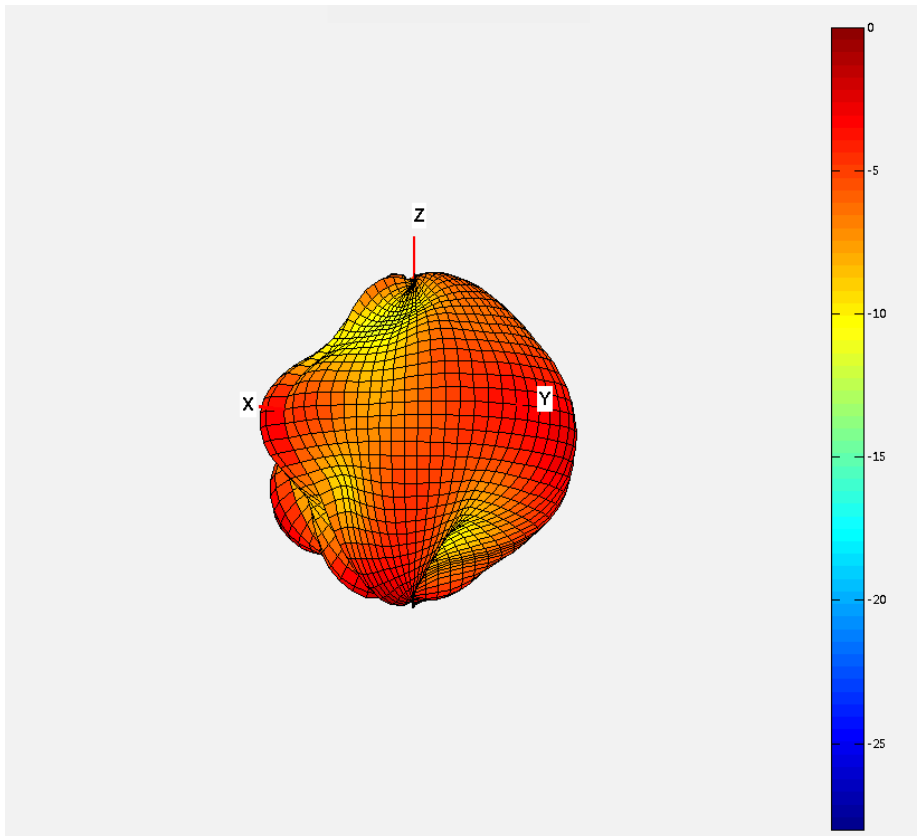
### Radiation Pattern Antenna 3D Pattern at 2400MHz



**Antenna 3D Pattern at 2450MHz**



**Antenna 3D Pattern at 2500MHz**



## Measurements summary

Frequency	Efficiency (dB)	Efficiency (%)	Gain (dBi)
2402MHz	-4.1	38.9	-0.12
2404MHz	-3.86	41.11	-0.04
2440MHz	-3.4	45.71	-0.03
2441MHz	-3.35	46.24	-0.01
2472MHz	-3.63	43.35	-0.16
2480MHz	-3.8	41.69	-0.21

PCB/5.0\*2.0\*1.0 mm

