

# Report for Broadcom

Model: MoveLink Mini RX

---


Godox Photo Equipment Co.,Ltd.

## Tested Products.

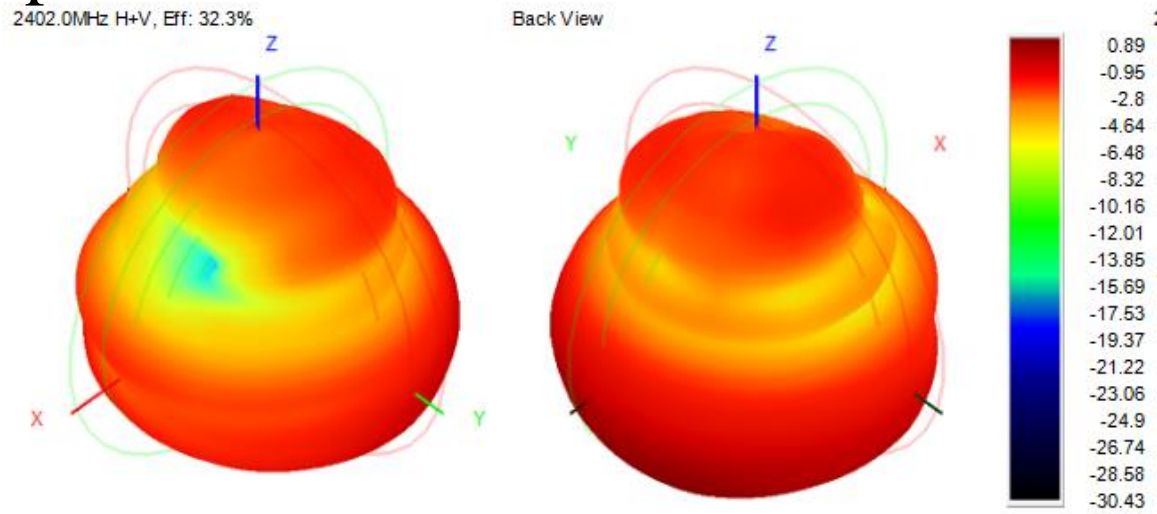
- Antenna 1: integrated antenna.
  - Frequency = 2.402GHz.
  - Frequency = 2.441GHz.
  - Frequency = 2.480GHz.

Radiation pattern: Antenna-RX 2D Pattern at  $f = 2.402\text{GHz}$

Coordinate System Reference: Antenna-RX



# Radiation pattern: Antenna-RX 3D Pattern at $f = 2.402\text{GHz}$

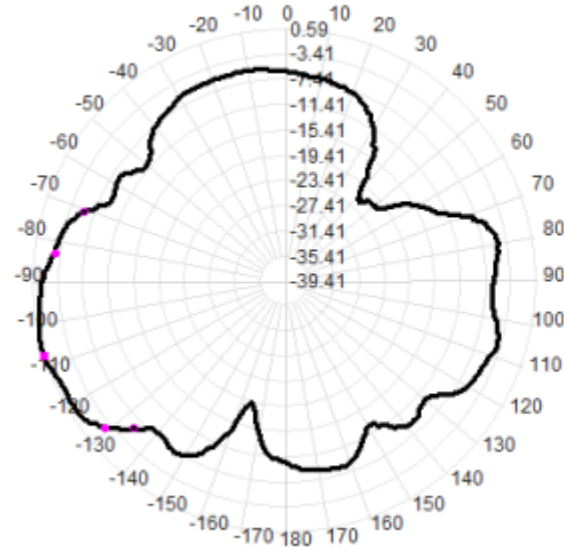


---

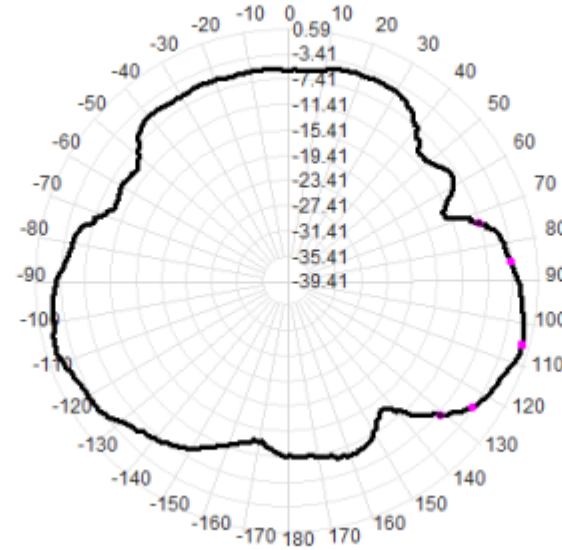
Godox Photo Equipment Co.,Ltd.

# Radiation pattern: Antenna-RX 2D Pattern at $f = 2.402\text{GHz}$

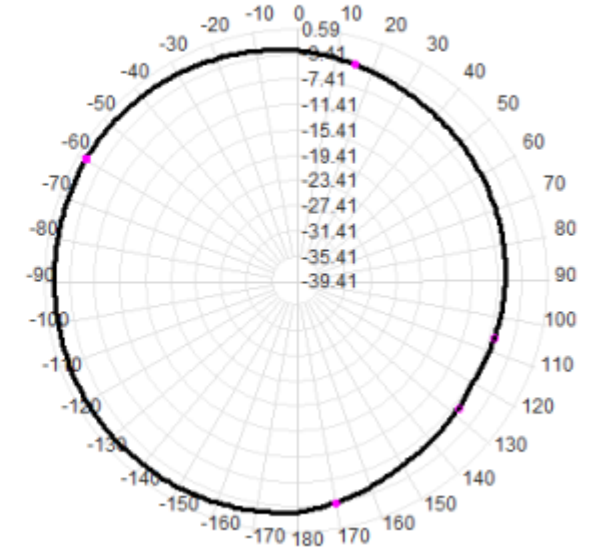
2402.0MHz Total(E1-XZ), Max= 0.59dBi



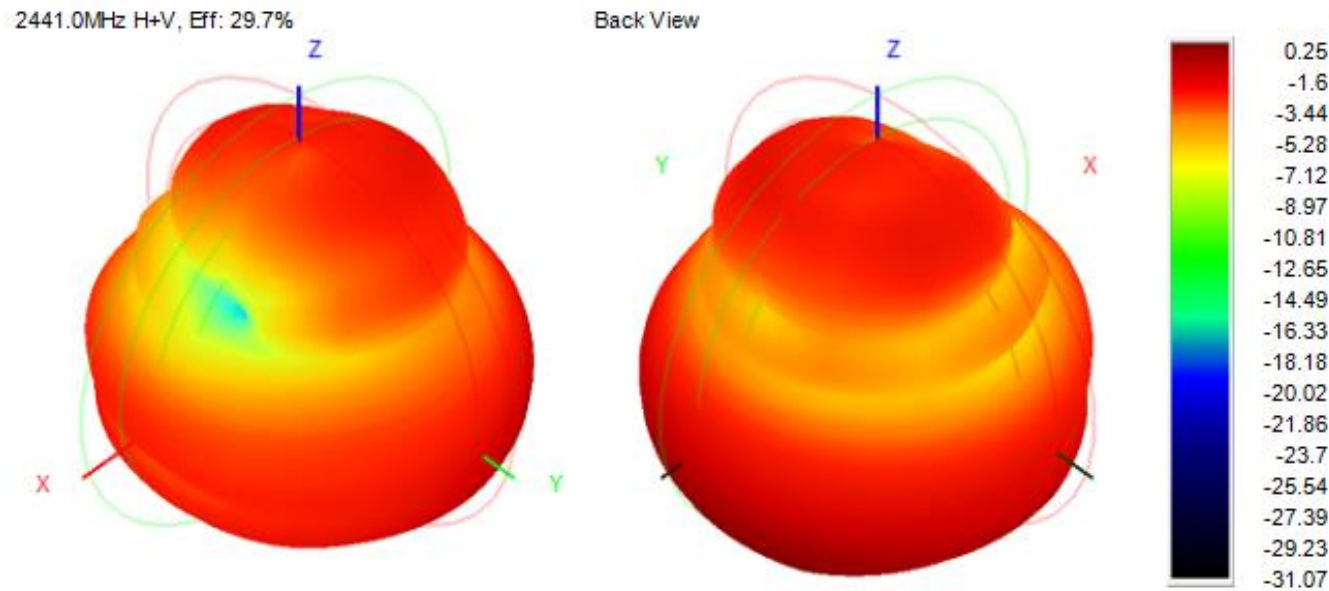
2402.0MHz Total(E2-YZ), Max= -0.86dBi



Total(H-XY), Max= -0.82dBi, CirD=6.41

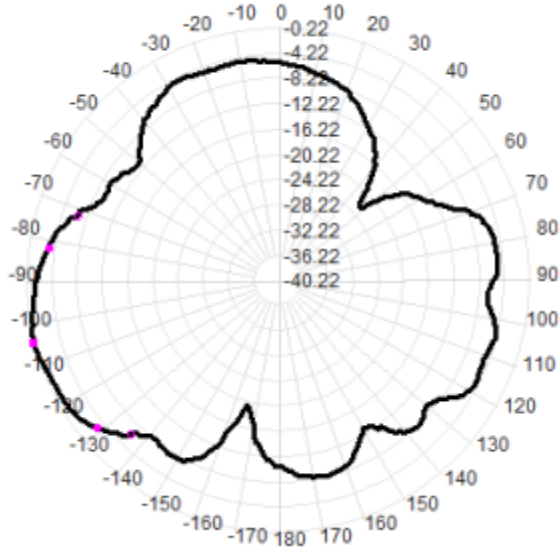


# Radiation pattern: Antenna-RX 3D Pattern at $f = 2.441\text{GHz}$

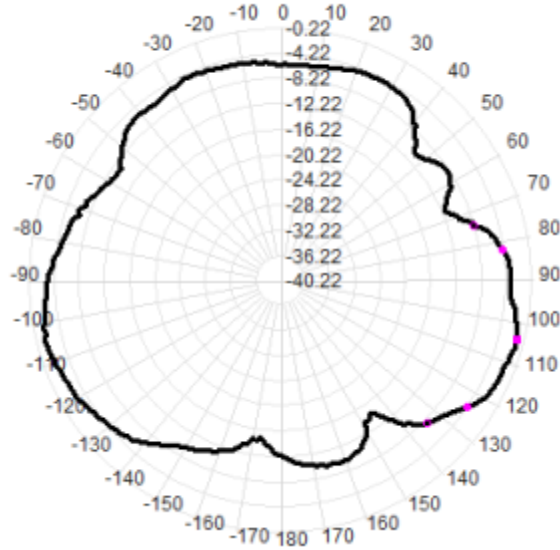


# Radiation pattern: Antenna-RX 2D Pattern at $f = 2.441\text{GHz}$

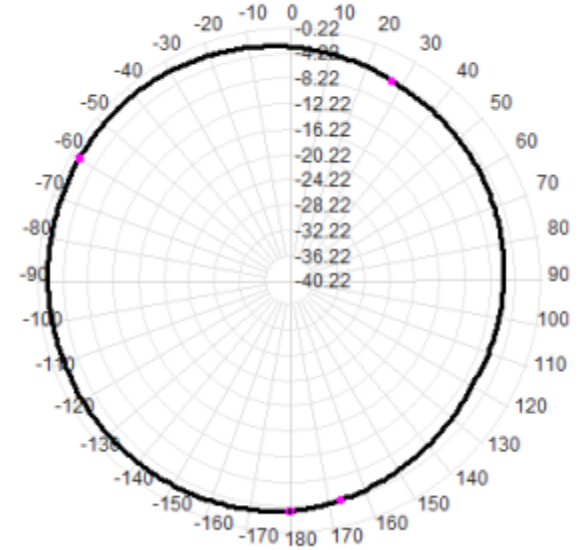
2441.0MHz Total(E1-XZ), Max= -0.22dBi



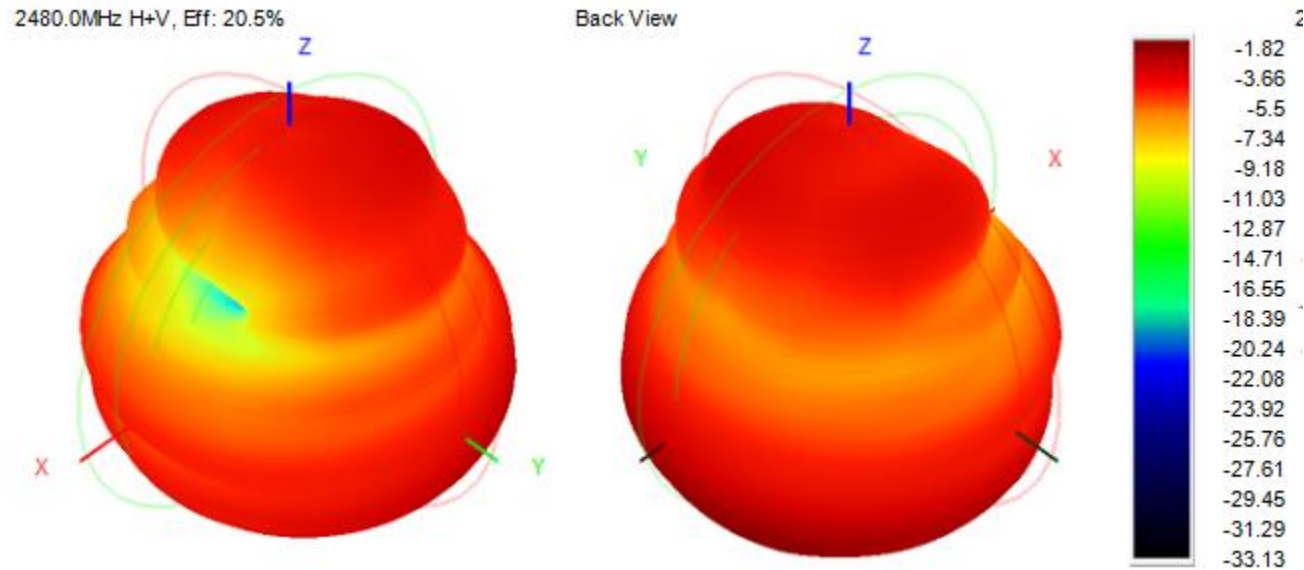
2441.0MHz Total(E2-YZ), Max= -1.61dBi



Total(H-XY), Max= -1.64dBi, CirD=5.33



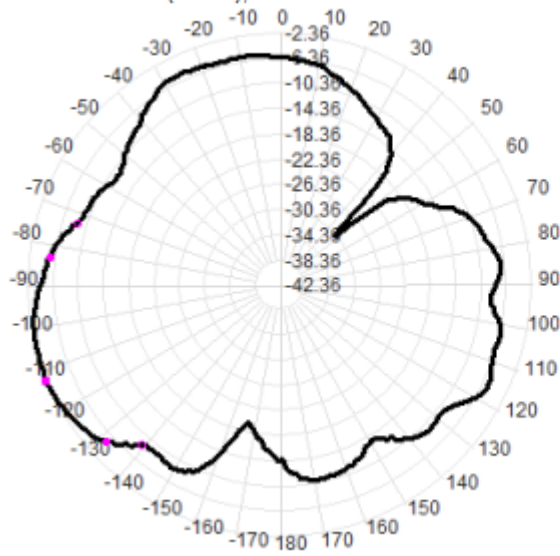
# Radiation pattern: Antenna-RX 3D Pattern at $f = 2.48\text{GHz}$



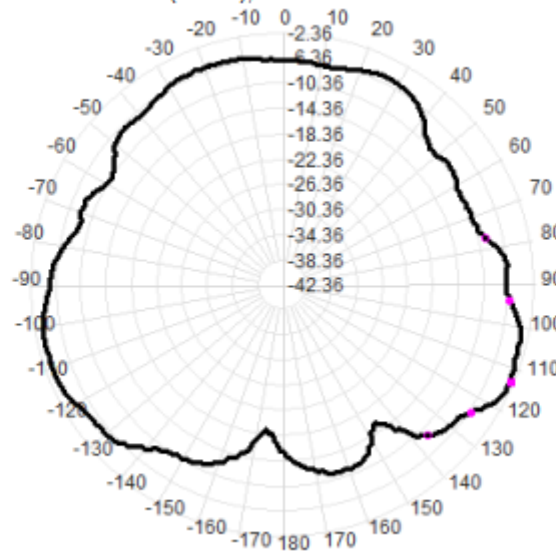


# Radiation pattern: Antenna-RX 2D Pattern at $f = 2.48\text{GHz}$

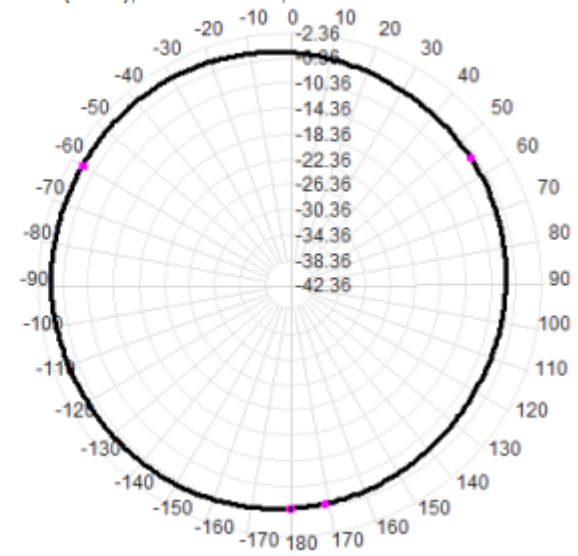
2480.0MHz Total(E1-XZ), Max=-2.36dBi



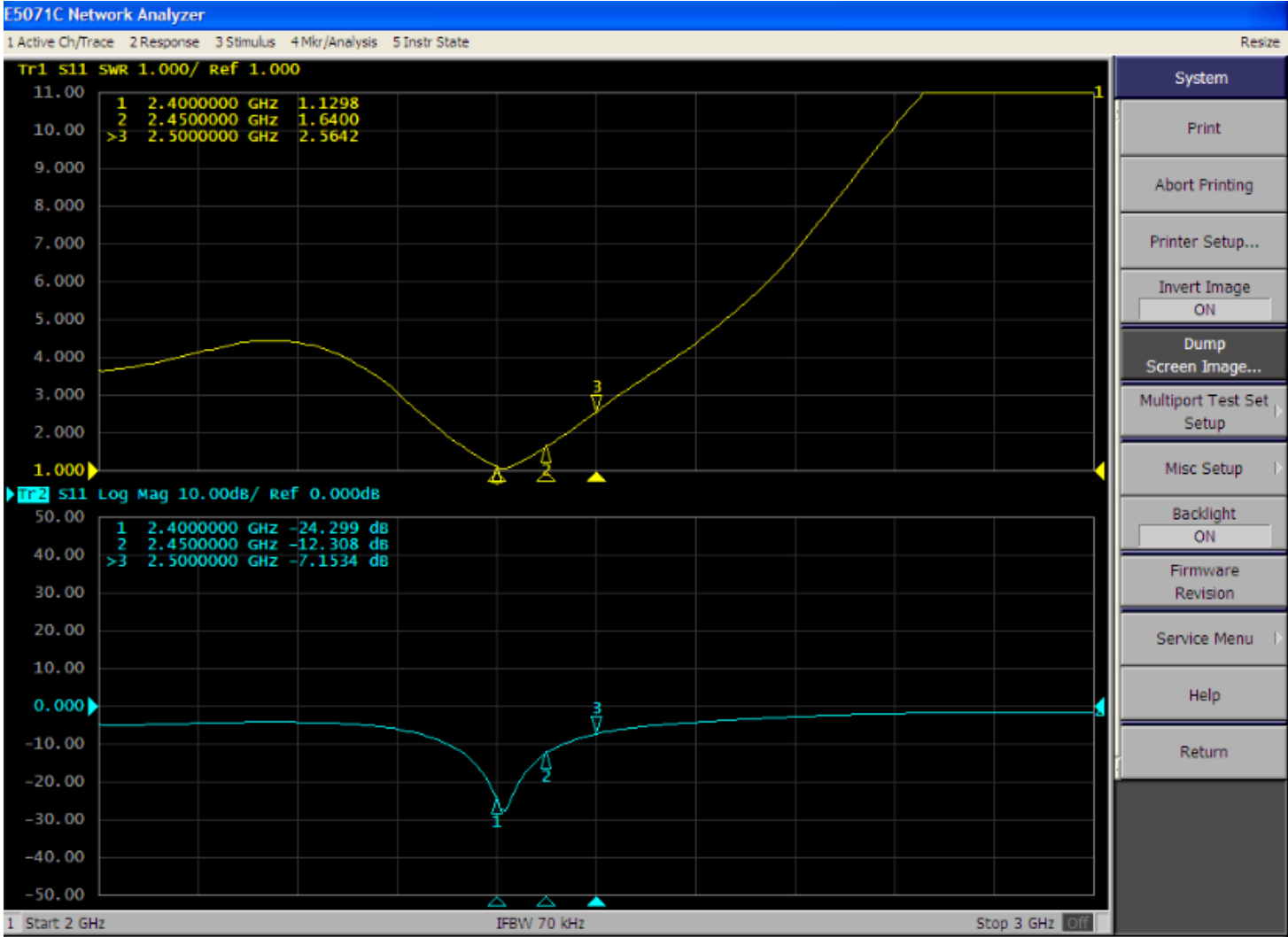
2480.0MHz Total(E2-YZ), Max=-3.24dBi



Total(H-XY), Max=-4.38dBi, CirD=4.41



# Return Loss: Antenna1



Godox Photo Equipment Co.,Ltd.

## Measurements summary

Frequency ID	1	2	3	4	5	6	7	8	9	10	11
Frequency (MHz)	2402.0	2410.0	2420.0	2430.0	2441.0	2450.0	2460.0	2470.0	2480.0	2490.0	2500.0
Gain (dBi)	0.89	0.88	0.75	0.65	0.25	-0.20	-0.91	-1.40	-1.82	-2.22	-2.74
Efficiency (%)	32.30	32.05	31.50	31.68	29.75	27.80	24.31	22.19	20.46	18.59	16.52
Directivity (dB)	5.80	5.82	5.77	5.64	5.51	5.36	5.23	5.13	5.08	5.09	5.08
Peak Gain Position (Theta)	74.00	75.00	75.00	76.00	76.00	76.00	74.00	73.00	72.00	70.00	70.00
Peak Gain Position (Phi)	210.00	210.00	210.00	210.00	210.00	210.00	210.00	210.00	210.00	210.00	210.00
Efficiency ThetaPol (%)	28.30	27.99	27.36	27.48	25.60	23.77	20.74	18.83	17.25	15.70	13.90
Efficiency PhiPol (%)	4.00	4.06	4.14	4.20	4.15	4.03	3.58	3.37	3.21	2.89	2.62
Upper Hem. Efficiency (%)	10.86	10.84	10.84	11.12	10.61	10.00	8.75	7.97	7.39	6.73	6.02
Lower Hem. Efficiency (%)	21.45	21.21	20.67	20.56	19.14	17.80	15.56	14.22	13.07	11.87	10.50