

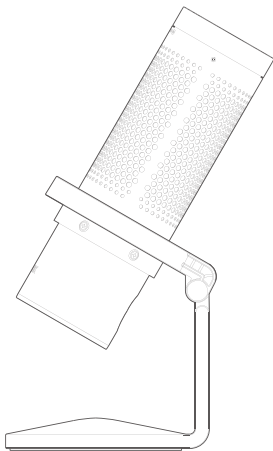
## GODOX设计文件图注

项目类型	说明书	版本	A
项目名称	EM68G 电竞麦克风 Pro 说明书		
产品料号	705-EM68G0-00		
尺寸(mm)	100mm×140mm		
尺寸公差	±1mm		
材质	105g 铜版纸		
工艺说明	单黑印刷 骑马钉		
备注/色值			
设计师	YJX	校对	伍青蕾



RGB 电竞麦克风 Pro  
RGB USB Condenser Microphone-Gain

# EM68G



使用手册  
Instruction Manual

# 前言

感谢购买神牛产品！

EM68G 是一款带 RGB 炫彩灯的专业电竞麦克风，适合电竞、直播、室内谈话等场景。灵敏的一键触控感应静音，从容应对突发噪音状况。旋转顶部的无极增益调节旋钮即可轻松控制拾音大小。还可通过手机 APP“Godox Mic”控制灯效模式，定制个性化的 RGB 动态光效。

使用本产品之前，请仔细阅读说明书，以便正确操作及使用。

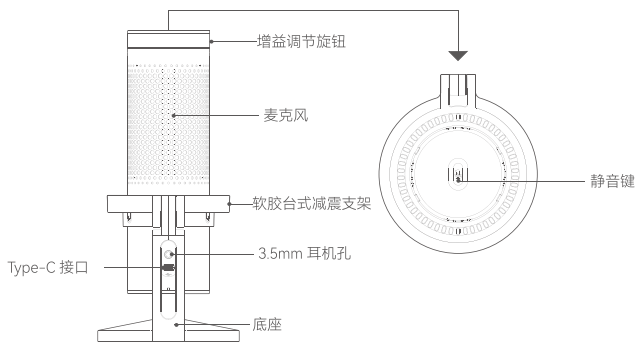
## 主要特点

- 触控感应静音键，一键静音
- 方便快捷的增益调节旋钮
- 支持手机 APP 控制灯效
- Type-C 数据线连接 PC 端，自动识别工作
- 3.5mm 耳机孔，实时监听录音过程
- 标配软胶台式减震支架，方便放置，稳固又可靠

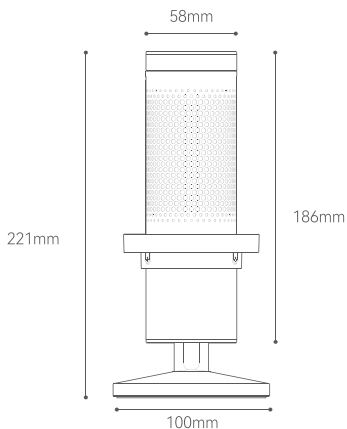
## 警告

- ⚠ 麦克风是精密设备。请勿使其掉落或受到撞击，以避免发生故障。
- ⚠ 请勿私自拆卸、改装或尝试维修本产品。产品如出现故障须由本公司或授权的维修人员进行检查维修。
- ⚠ 请保持干燥，请勿用湿手握持本产品，亦不可将产品浸入水中或暴露于雨中。
- ⚠ 请勿将本产品存放在阳光直射的地方、加热装置附近或者炎热、潮湿或多尘的地方。
- ⚠ 请勿让儿童接触本产品，以避免发生意外。
- ⚠ 请勿在易燃易爆环境中使用。在这些场合下，请注意相关警告标识。
- ⚠ 请勿放置在超过 50 度的高温环境中。
- ⚠ 请仔细阅读并遵守由厂商提供的警告或指示。

## 产品结构



## 产品尺寸



# 标配物品

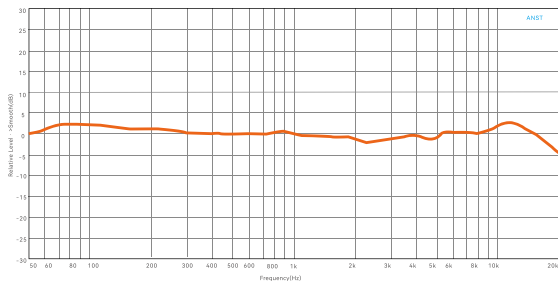
麦克风 ×1

说明书 ×1

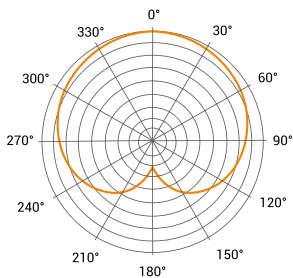
软胶台式减震支架 ×1

Type-C 转 USB 数据线 ×1

## 频率响应



## 指向特性



# 使用说明

## 静音键

1. 当麦克风连接 PC 端时，默认静音功能关闭，灯效打开，麦克风正常拾音；

△注：麦克风具备记忆功能，连接电脑后显示断电前的灯效模式。

2. 轻触麦克风正上方静音键，感应到则开启静音模式，灯效关闭，麦克风不可拾音；再次轻触则关闭静音模式，灯效打开，麦克风正常拾音。

## 增益调节旋钮

1. 麦克风打到任一状态，用同样大小的声音对麦克风讲话，将增益调节旋钮顺时针旋转到底，麦克风拾音的音量会从小到大变化，直至最大；

2. 麦克风打到任一状态，用同样大小的声音对麦克风讲话，将增益调节旋钮逆时针旋转到底，麦克风拾音的音量会大到小变化，直至静音。

△注：

1. 请确认产品的方向，面向产品 LOGO 面为正面。
2. 请确认耳机的左右方向。
3. 测试环境需要相对安静。
4. 对麦克风讲话距离约 10cm 最佳。

## 手机 APP 控制

麦克风连接电脑，手机端开启蓝牙后打开“Godox Mic”，点击“连接设备”，搜索到麦克风后点击连接，即可通过手机控制灯效：单色常亮、单色呼吸、单色渐变、七色循环、声效模式。

单色常亮	选择 7 种颜色（红、玫红、蓝、青、绿、黄、白）常亮模式，可调节明亮度（1%-100%）
单色呼吸	选择 7 种颜色（红、玫红、蓝、青、绿、黄、白）呼吸模式，可调节明亮度（1%-100%）
单色渐变	依次循环显示 7 种颜色（红、玫红、蓝、青、绿、黄、橙），可调节明亮度（1%-100%）
七色循环	同时循环显示 7 种颜色（红、玫红、蓝、青、绿、黄、橙），可调节明亮度（1%-100%）
声效模式	根据声音大小显示光效，可调节明亮度（1%-100%）

## 3.5mm 耳机孔

支持耳机插入 3.5mm 耳机孔进行实时监听。

## Type-C 接口

通过 Type-C 转 USB 数据线连接 PC 端 WinPC/Mac OS 系统，麦克风能自动识别并正常工作。

# 规格参数

型号	EM68G
指向性	心型
频响范围	20Hz-20KHz
咪头灵敏度	-38dB±2dB
最大声压级	110db
信噪比	75dB
采样率	48KHz
兼容电脑系统	Win7/Win8/Win10/Mac OS
手机 APP 兼容系统	安卓、苹果
麦克风尺寸（不包括支架）	58x186mm
麦克风净重（不包括支架）	247g
支架净重	412g

# 维护保养

## 避免跌落！

如果受到强烈碰撞或振动，设备可能会发生故障。

## 保持干燥！

本产品是非防水产品，如果将其浸入水中或放置于高湿度的环境中将可能发生故障。内部构造生锈可能会导致无法修理的损害。

## 避免温度骤变！

温度的突变，诸如在寒冷天进出温暖的大楼将可能会使产品内部结露。为避免结露，请将本产品事先装入手提袋或塑料包内，以防温度突变。

## 远离强磁场！

无线电广播发射机等设备产生的强静电或强磁场可能会干扰本产品正常工作。



# Foreword

Thank you for purchasing!

EM68G is a professional e-sports microphone with RGB colorful light effects. Accurate touching sensible mute button can easily deal with accidental noises. The gain adjustment dial precisely controls volume. The light effects can be controlled by smartphone APP "**Godox Mic**", which allows users to set various personalized RGB light effects. It is quite suitable for e-sports, live streaming and indoor interview.

Please read this manual carefully before using to make sure the correct operation and exert the optimum function.

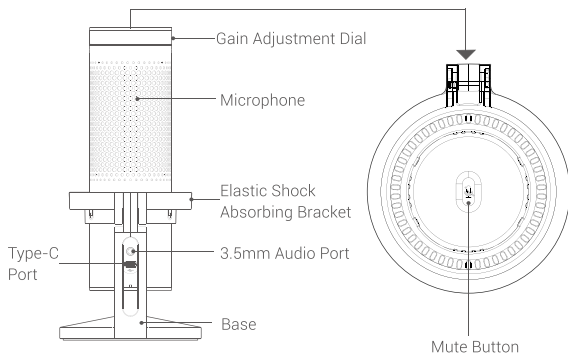
## Main Feature

- Touching sensible mute button on the top
- Convenient and precise gain adjustment dial
- Support smartphone APP control
- Auto-sensible and workable after connecting to PC with Type-C data cable
- Real-time monitoring through 3.5mm audio port
- Attached elastic shock absorbing bracket

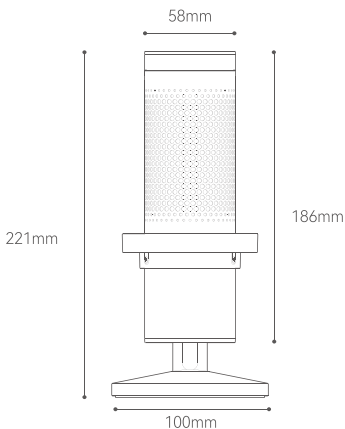
## Warning

- ⚠ This product is high-precision instrument, please avoid falling, collision or pounding.
- ⚠ Do not disassemble. Should repairs become necessary, this product must be sent to our Company or an authorized maintenance center.
- ⚠ Always keep this product dry. Do not use in rain or damp conditions.
- ⚠ Do not leave or store this product in the environment of direct sunlight, near heating devices, or in hot, humid or dusty.
- ⚠ Keep out of reach of children.
- ⚠ Do not use in flammable and explosive environments. Pay attention to the relevant warning signs.
- ⚠ Do not leave or store the product if the ambient temperature reads over 60°C .
- ⚠ Please read carefully and follow the warnings or instructions provided by the manufacturer.

## Structure of Product



## Dimension of Product

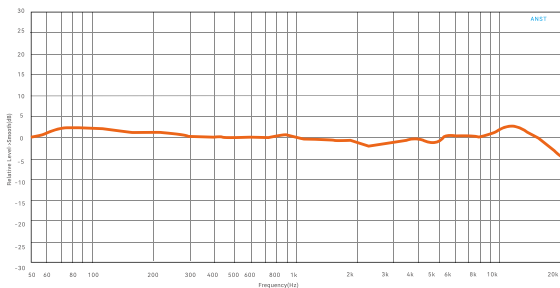


# What's in the Box

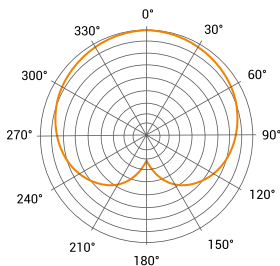
Microphone×1  
Elastic Shock Absorbing Bracket×1

Instruction Manual×1  
Type-C to USB Data Cable×1

## Frequency Response



## Directivity



# Operating Instruction

## Mute Button

1. Connect the microphone to PC with the Type-C data cable, the mute mode is off by default, the light effect is turned on, and the microphone works normally.

⚠ Note: This microphone has memory function which displays the previous light effect just before power off.

2. Slightly touch the mute button on the top, then the mute mode is on, the light effect is turned off, and the microphone can't pick up the sound. Press again to turn off mute mode and turn on the light effect, then the microphone will work normally.

## Gain Adjustment Dial

1. Turn on the microphone and speak at it with the same volume, then turn the gain adjustment dial clockwise, the output volume will increase gradually.

2. Turn on the microphone and speak at it with the same volume, then turn the gain adjustment dial anticlockwise, the output volume will decrease gradually.

⚠ Note:

1. Make sure you speak at the front of the microphone which is the side with logo.
2. Make sure the earphone is correctly worn.
3. Testing environment should be quite.
4. The suitable speaking distance is approximate 10cm.

## Smartphone APP Control

Connect the microphone to computer, open "Godox Mic" on the phone with Bluetooth on, then click "Connect to device", the APP will search the microphone and click to connect, after which you can control and adjust the light effects among the following: Monochrome On, Monochrome Breathing, Monochrome Gradient, RGB Loop, Sound Effects Mode.

<b>Monochrome On</b>	Switch among constantly on mode of 7 colors (red, magenta, blue, cyan, green, yellow, white), with adjustable brightness from 1% to 100%
<b>Monochrome Breathing</b>	Switch among breathing mode of 7 colors (red, magenta, blue, cyan, green, yellow, white), with adjustable brightness from 1% to 100%
<b>Monochrome Gradient</b>	Display 7 colors (red, magenta, blue, cyan, green, yellow, orange) in order respectively, with adjustable brightness from 1% to 100%
<b>RGB Loop</b>	Display 7 colors (red, magenta, blue, cyan, green, yellow, orange) at the same time, with adjustable brightness from 1% to 100%
<b>Sound Effects Mode</b>	Light effect changes along with sound, with adjustable brightness from 1% to 100%

### 3.5mm Audio Port

This microphone supports real time audio monitoring through 3.5mm Audio Port.

### Type-C Port

Connect the microphone to WinPC/Mac OS system with Type-C to USB data cable, it will automatically recognize and start working.

## Technical Data

Model	EM68G
Directivity	Cardioid
Frequency Response	20Hz-20KHz
Mic Sensitivity	-38dB±2dB
Max. Sound Pressure Level	110db
Signal Noise Ratio	75dB
Sampling Rate	48KHz
Compatible PC System	Win7/Win8/Win10/Mac OS
Smartphone APP Compatible System	Android、IOS
Microphone Dimension	58x186mm
Microphone Net Weight	247g
Bracket Net Weight	412g

# Maintenance

## **Keep dry !**

This product is not water-proof. Malfunction, rust, and corrosion may occur and go beyond repair if soaked in water or exposed to high humidity.

## **Avoid sudden temperature changes !**

Condensation happens in sudden temperature changes such as the circumstance when taking the product out of a building with higher temperature to outside in winter. Please put the product in a handbag or plastic bag beforehand.

## **Keep away from strong magnetic field !**

The strong static or magnetic field produced by devices such as radio transmitters leads to malfunction.

# FCC Caution

This device complies with part 15 of the FCC Rules. Operation is subject to the following two conditions:

- (1) This device may not cause harmful interference, and
- (2) this device must accept any interference received, including interference that may cause undesired operation.

Any Changes or modifications not expressly approved by the party responsible for compliance could void the user's authority to operate the equipment.

Note: This equipment has been tested and found to comply with the limits for a Class B digital device, pursuant to part 15 of the FCC Rules. These limits are designed to provide reasonable protection against harmful interference in a residential installation. This equipment generates uses and can radiate radio frequency energy and, if not installed and used in accordance with the instructions, may cause harmful interference to radio communications. However, there

is no guarantee that interference will not occur in a particular installation. If this equipment does cause harmful interference to radio or television reception, which can be determined by turning the equipment off and on, the user is encouraged to try to correct the interference by one or more of the following measures:

- Reorient or relocate the receiving antenna.
- Increase the separation between the equipment and receiver.
- Connect the equipment into an outlet on a circuit different from that to which the receiver is connected.
- Consult the dealer or an experienced radio/TV technician for help.

The device has been evaluated to meet general RF exposure requirement. The device can be used in portable exposure condition without restriction.

## **Declaration of Conformity**

GODOX Photo Equipment Co,Ltd. hereby declares that the This equipment are in compliance with the essential requirements and other relevant provisions of EU Directive 2014/53/EU. They are allowed to be used in all EU member states. For more information of DoC, Please click this web link: [http://www.godox.com/DOC/Godox\\_EM68G\\_DOC.pdf](http://www.godox.com/DOC/Godox_EM68G_DOC.pdf)

# 产品保修

尊敬的用户，本保修卡是申请保修服务的重要凭证，请您配合销售商填写并妥善保管，谢谢！

产品信息	型号	产品条码
用户信息	姓名	联系电话
	通讯地址	
销售商信息	名称	
	联系电话	
	通讯地址	
	销售日期	
备注		

注：此表应由销售商盖章确认。

## 产品信息

本文件适用于相关《产品保修信息》（见后面说明）所列产品，其他非属此范围的产品或部件（如促销品、赠品及其他出厂后附加的部件等）不在此保修承诺内。

## 保修期

产品及部件的相应保修期按相关的《产品保修信息》执行。保修期自产品首次购买日起算，购买日以购买产品时保修卡登记日期为准。

## 如何获得保修服务

要保修服务，您可直接与产品销售商或授权服务机构联系，也可拨打神牛产品售后服务电话，与我们联系，由我们的服务人员为您安排服务。申请保修时，您应提供有效的保修卡作为保修凭证，方可获得保修。如您不能提供有效的保修卡，则在我们可确认产品或部件属于保修范围的情况下，也可以为您提供保修，但这不作为我们的义务。



### 不适用保修的情况

如产品存在下列情况，本文件项下的保证和服务将不适用 ① 产品或部件超过相应保修期；② 错误或不适当使用、维护或保管导致的故障或损坏，如：不当搬运；非按产品合理预期用途使用；不当插拔外接设备；跌落或外力挤压；接触或暴露于不适当温度、溶剂、酸碱、水浸或潮湿环境；③ 由非神牛授权机构或人员安装、修理、更改、添加或拆卸造成的故障或损坏；④ 产品或部件原有识别信息被修改变更或除去；⑤ 无有效保修卡；⑥ 使用非合法授权、非标准或非公开发行的软件造成的故障或损坏；⑦ 因不可抗力或意外事件造成的故障或损坏；⑧ 其他非因产品本身质量问题导致的故障或损坏。遇上述情况，您应向相关责任方寻求解决，神牛对此不承担任何责任。因非在保修期或保修范围内的部件、附件或软件导致产品不能正常使用的，不是保修范围内的故障。产品使用过程中正常的脱色，磨损和消耗，不是保修范围内的故障。

### 产品保修和服务支持信息

产品的保修期和服务类型按以下《产品保修信息》执行：

产品信息	选件名称	保修期（月）	保修服务类型
部件	主机	12	客户送修
	电池	3	客户送修
	充电器、电源线，同步线等带电性能的部件	12	客户送修
其他	如电池盒、防风棉、防风毛罩、锁紧装置、手提绳、扎带、魔术贴、领夹、便携袋、包装等	无	无保修

神牛产品售后服务电话 0755-29609320-8062

# Warranty

Dear customers, as this warranty card is an important certificate to apply for our maintenance service, please fill in the following form in coordination with the seller and safe-keep it. Thank you!

Product Information	Model	Product Code Number
Customer Information	Name	Contact Number
	Address	
Seller Information	Name	
	Contact Number	
	Address	
	Date of Sale	
Note		

**Note:** This form shall be sealed by the seller.

## Applicable Products

The document applies to the products listed on the Product Maintenance information (see below for further information). Other products or accessories (e.g. promotional items, giveaways and additional accessories attached,etc.) are not included in this warranty scope.

## Warranty Period

The warranty period of products and accessories is implemented according to the relevant Product Maintenance Information. The warranty period is calculated from the day(purchase date) when the product is bought for the first time, and the purchase date is considered as the date registered on the warranty card when buying the product.

## How to Get the Maintenance Service

If maintenance service is needed, you can directly contact the product distributor or authorized service institutions. You can also contact the Godox after-sale service call and we will offer you service. When applying for maintenance service, you should provide valid warranty card. If you cannot provide valid warranty card, we may offer you maintenance service once confirmed that the product or accessory is involved in the maintenance scope, but that shall not be considered as our obligation.

### Inapplicable Cases

The guarantee and service offered by this document are not applicable in the following cases: ① . The product or accessory has expired its warranty period; ② . Breakage or damage caused by inappropriate usage, maintenance or preservation, such as improper packing, improper usage, improper plugging in/out external equipment, falling off or squeezing by external force, contacting or exposing to the improper temperature, solvent, acid, base, flooding and damp environments, etc; ③ . Breakage or damage caused by non-authorized institution or staff in the process of installation, maintenance, alternation, addition and detachment; ④ . The original identifying information of product or accessory is modified, alternated, or removed; ⑤ . No valid warranty card; ⑥ . Breakage or damage caused by using illegally authorized, nonstandard or non-public released software; ⑦ . Breakage or damage caused by force majeure or accident; ⑧ . Breakage or damage that could not be attributed to the product itself. Once met these situations above, you should seek solutions from the related responsible parties and Godox assumes no responsibility. The damage caused by parts, accessories and software that beyond the warranty period or scope is not included in our maintenance scope. The normal discoloration, abrasion and consumption are not the breakage within the maintenance scope.

## Maintenance and Service Support Information

The warranty period and service types of products are implemented according to the following **Product Maintenance Information**:

Product Type	Name	Maintenance Period(month)	Warranty Service Type
Parts	Product Main Body	12	Customer sends the product to designated site
	Battery	3	Customer sends the product to designated site
	Charger, Power Cable, Sync Cable, Electrical Parts etc.	12	Customer sends the product to designated site
Other Items	Battery Case, Windscreen Foam, Wind Cap, Locking Device, Lanyard, Tie, Velcro Tape, Clip, Bag, Package etc.	No	Without warranty



神牛微信公众号  
Follow Wechat Official Account

合格证  
QC PASS

## 深圳市神牛摄影器材有限公司

地址：深圳市宝安区福海街道塘尾社区耀川工业区厂房2栋

电话：0755-29609320(8062) 传真：0755-25723423 邮箱：godox@godox.com

## GODOX Photo Equipment Co.,Ltd.

Address: Building 2, Yaochuan Industrial Zone, Tangwei Community, Fuhai Street, Bao'an District, Shenzhen 518103, China

Tel: +86-755-29609320(8062) Fax: +86-755-25723423 E-mail: godox@godox.com

**godox.com**    Made in China    705-EM68G0-00

