
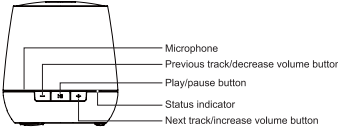



 Instruction manual XT500 BT Speaker 	<p>Thank you for purchasing the Tech & Go Portable Bluetooth® Speaker. It pairs easily with phones, media players, tablets, laptops and other devices equipped with wireless Bluetooth® capabilities. Its 2-inch driver generates an impressive three watts of RMS audio power and its 500mAh lithium-ion battery can provide up to four hours of wireless playtime. Perfectly portable, it can receive your device's Bluetooth® audio signal from up to 32 feet (10 meters) away. It supports devices with A2DP (Advanced Audio Distribution Profile) and AVRCP (Audio/Video Remote Control Profile) and can also be used as a wireless speakerphone for compatible mobile phones.</p> <p>Before using your Portable Bluetooth® Speaker for the first time, please read these instructions carefully. You will need to completely charge the built-in battery before using the speaker for the first time. See "Charging the speaker" below.</p> <p>Package contents</p> <p>Portable Bluetooth® Speaker with built-in lithium-ion battery 3.5mm aux-in audio cable USB type 'A' male to Micro-USB male cable This user manual</p> <p>Schematics</p> 	 Power switch	 Aux-in audio port	 Micro-USB charging port	<p>Use your device's Bluetooth® menu to activate device searching. The menu might say "Search for new devices," but the exact wording may vary. Once you have begun searching, the device name XT500 BT Speaker should appear in the menu. Choose to pair with the XT500 BT Speaker and, when prompted, enter the password "0000" (four zeros).</p> <p>If the pair is successful, the status indicator should change to a solid red light. If the pair is not successful, slide the power switch to "off," then back to "on," and retry the pairing process.</p> <p>Aux-in audio input</p> <p>You can also connect a non-Bluetooth® audio device (like an MP3 player or CD player) to your speaker using the included aux-in audio cable. Just connect the cable (or a similar 3.5mm audio cable) to your audio device and to the Portable Bluetooth® Speaker's aux-in audio port. When a cable is connected to the aux-in audio port, the Bluetooth® features will not operate. Disconnect the cable to reactivate the Bluetooth® features.</p> <p>Music playback</p> <p>When you use the Portable Bluetooth® Speaker as a Bluetooth®-connected audio output device, you can control playback from the speaker or your device. Press the previous/next track buttons ("←", "→") to skip tracks, use the play/pause button ("⏮", "⏭") to pause and resume playback, or change the volume by holding down the decrease/increase volume buttons ("⏮", "⏭").</p> <p>Please note, these buttons will have no effect when you are using the aux-in audio port.</p> <p>Receiving & disconnecting calls</p> <p>If your Bluetooth® device can receive phone calls, your ringtone may interrupt your music playback and be heard from the Portable Bluetooth® Speaker. You can use the speaker to accept calls; a quick press of the play/pause button ("⏮", "⏭") will connect the call to the speakerphone. Another quick press will disconnect the call. Quickly pressing the play/pause button twice will recall the last number called.</p>
--	---	---	--	--	---

正面

<p>Charging the speaker</p> <p>The Portable Bluetooth® Speaker's built-in lithium-ion battery should provide about four hours of playback time for many charge cycles. When the battery power is low, the status indicator will flash. Use the included Micro-USB charge cable to connect the speaker to a USB port on a computer or power adapter. The status indicator will illuminate red during charging and will turn off when the charging is complete. Please note, before using the speaker for the first time, you must completely charge the battery. Once charging is complete, you can use the speaker normally, but you should leave the speaker connected to a power source for about 4 hours to fully condition the battery.</p> <p>Troubleshooting tips</p> <ul style="list-style-type: none">• If you're having trouble pairing the speaker to your mobile device, first ensure the power switch is in the "on" position.• Then check to see if the status indicator is rapidly blinking both red and blue lights; if not, turn the speaker off and then on again.• If the status indicator remains dark when you turn the power switch to "on," the speaker needs to be charged.• Your device needs to have Bluetooth® active and it needs to be actively searching for new devices.• Some Bluetooth®-equipped devices do not carry the A2DP profile; your device needs to be equipped with the A2DP profile for audio playback and the HFP profile for speakerphone use.• The distance between your device and the speaker may need to be less than 32 feet (10 meters); for pairing it may be optimal to keep your device next to the speaker.• Ensure that you have entered the correct password: "0000" (four zeroes).	<ul style="list-style-type: none">• To clear the Portable Bluetooth® Speaker's memory of paired devices, turn the speaker on and hold both the previous track ("←") and next track ("→") buttons for three seconds. <p>Cautions</p> <ul style="list-style-type: none">• Keep the Portable Bluetooth® Speaker away from children. This product is not a toy.• Do not drop or toss the speaker or use excessive force when operating it.• This product is not waterproof and should not be used around water or in areas with excessive moisture.• Keep the speaker away from excessive heat or cold. Do not expose it to direct sunlight. Avoid operating or storing the battery near fire, on stoves, or inside sealed cars in hot weather.• The built-in lithium-ion battery must not be exposed to flame or excessive heat. Exposing it to fire may cause the battery to generate heat, ignite or explode. For your safety, do not attempt to remove or modify the battery.• The speaker and its battery should not be disposed as municipal solid waste. To recycle it, contact your local hazardous waste processor, or contact Cal2Recycle (website cal2recycle.org, phone 877.273.2925) to find the nearest drop-off location for lithium-ion batteries.	<p>One-Year Limited Manufacturer's Warranty</p> <p>E-fillicate warrants to the consumer that the Product and all accessories provided in the sales package ("Product") are free from material defects in material and workmanship when used normally and in accordance with operation instructions. The limited warranty period for the Product extends for ONE (1) YEAR from the date of purchase.</p> <p>If we repair or replace a Materially Defective Product under the terms of this limited warranty, this limited warranty also applies to repaired or replacement Products for a period of either (a) 90 days from the date the repaired or replacement Product is shipped to you or (b) the time remaining on the original one-year limited warranty, whichever is longer. During the limited warranty period, E-fillicate will repair or replace (at E-fillicate's option) without charge, a Materially Defective Product. If we repair this Product, we may use new or refurbished replacement parts. If we choose to replace this Product, we may replace it with a new or refurbished Product of the same or similar design. E-fillicate will return repaired or replacement Products to you in working condition. We will retain defective parts, or equipment. Repair or replacement of Product is your exclusive remedy.</p> <p>This warranty does not cover Product that has been subjected to misuse, accident, shipping or other physical damage, improper installation, abnormal operation or handling, neglect, inundation, fire, water or other liquid intrusion, or Product that has been damaged due to repair, alteration or modification by anyone other than an E-fillicate authorized representative.</p> <p>Customer service</p> <p>We're here to help. If you have a problem with this product or have questions on how to use it, please contact E-fillicate Inc. You do not need to contact the retailer you purchased this product from. Please contact one of our service representatives before shipping merchandise to us.</p> <p>www.efillicate.com (800) 552-7031 11321 White Rock Road Rancho Cordova CA 95742 Customer service representatives are available between 8 a.m. and 5 p.m. Pacific Time, Monday-Friday.</p> <p>(916) 858-1000 support@efillicate.com FAX (916) 856-1009</p>	<p>FCC Statement:</p> <p>This device complies with part 15 of the FCC Rules. Operation is subject to the following two conditions: (1) This device may not cause harmful interference, and (2) this device must accept any interference received, including interference that may cause undesired operation.</p> <p>This equipment has been tested and found to comply with the limits for a Class B digital device, pursuant to part 15 of the FCC Rules. These limits are designed to provide reasonable protection against harmful interference in a residential installation. This equipment generates, uses and can radiate radio frequency energy and, if not installed and used in accordance with the instructions, may cause harmful interference to radio communications. However, there is no guarantee that interference will not occur in a particular installation. If this equipment does cause harmful interference to radio or television reception, which can be determined by turning the equipment off and on, the user is encouraged to try to correct the interference by one or more of the following measures:</p> <ul style="list-style-type: none">— Reorient or relocate the receiving antenna.— Increase the separation between the equipment and receiver.— Connect the equipment into an outlet on a circuit different from that to which the receiver is connected.— Consult the dealer or an experienced radio/TV technician for help. <p>Caution: Any changes or modifications not expressly approved by the party responsible for compliance could void the user's authority to operate the equipment.</p> <p>Trademarks</p> <p>Tech & Go is a trademark of E-fillicate Inc. Bluetooth® is a registered trademark of Bluetooth® SIG, Inc. All other marks are properties of their respective owners.</p>
--	--	---	---

反面

展开尺寸：240*80mm
80克铜版纸单色印刷，风琴折

QUITO TECHNOLOGY CO., LTD		设计	产品名称	QMS13 说明书	产品型号	QMS13
		审核	物料编号	600313	图纸编号	P-RD-600313
		批准	材质规格		单位	M M 比例 1:1
		时间	2013.09.28	版次	A 1	共 1 页 第 1 页

Federal Communications Commission (FCC) Interference Statement

This equipment has been tested and found to comply with the limits for a Class B digital device, pursuant to Part 15 of the FCC Rules.

These limits are designed to provide reasonable protection against harmful interference in a residential installation. This equipment generate, uses and can radiate radio frequency energy and, if not installed and used in accordance with the instructions, may cause harmful interference to radio communications.

However, there is no guarantee that interference will not occur in a particular installation. If this equipment does cause harmful interference to radio or television reception, which can be determined by turning the equipment off and on, the user is encouraged to try to correct the interference by one of the following measures:

- Reorient or relocate the receiving antenna.
- Increase the separation between the equipment and receiver.
- Connect the equipment into an outlet on a circuit different from that to which the receiver is connected.
- Consult the dealer or an experienced radio/TV technician for help.

This device complies with Part 15 of the FCC Rules. Operation is subject to the following two conditions:

(1) This device may not cause harmful interference, and (2) this device must accept any interference received, including interference that may cause undesired operation.

FCC Caution: Any changes or modifications not expressly approved by the party responsible for compliance could void the user's authority to operate this equipment.

RF exposure warning

This equipment complies with FCC radiation exposure limits set forth for an uncontrolled environment.

The equipment must not be co-located or operating in conjunction with any other antenna or transmitter.