



FCC RADIO TEST REPORT

FCC ID : 2ABXLT2101N
Equipment : Wireless Transceiver
Brand Name : tile
Model Name : T2101N
Applicant : Life360, Inc.
1900 S NORFOLK ST. SUITE 310 SAN MATEO CA 94403
Manufacturer : Life360, Inc.
1900 S NORFOLK ST. SUITE 310 SAN MATEO CA 94403
Standard : FCC Part 15 Subpart C §15.247

The product was received on Mar. 07, 2024 and testing was performed from Mar. 14, 2024 to Mar. 29, 2024. We, Sporton International Inc. Wensan Laboratory, would like to declare that the tested sample has been evaluated in accordance with the test procedures and has been in compliance with the applicable technical standards.

The test results in this report apply exclusively to the tested model / sample. Without written approval from Sporton International Inc. Wensan Laboratory, the test report shall not be reproduced except in full.

Louis Wu

Approved by: Louis Wu

Sporton International Inc. Wensan Laboratory

No.58, Aly. 75, Ln. 564, Wenhua 3rd, Rd., Guishan Dist., Taoyuan City 333010, Taiwan (R.O.C.)



Table of Contents

History of this test report.....	3
Summary of Test Result.....	4
1 General Description.....	5
1.1 Product Feature of Equipment Under Test.....	5
1.2 Modification of EUT	5
1.3 Testing Location	5
1.4 Applicable Standards.....	5
2 Test Configuration of Equipment Under Test	6
2.1 Carrier Frequency Channel	6
2.2 Test Mode.....	7
2.3 Connection Diagram of Test System.....	8
2.4 EUT Operation Test Setup	8
2.5 Measurement Results Explanation Example.....	8
3 Test Result.....	9
3.1 6dB and 99% Bandwidth Measurement	9
3.2 Output Power Measurement.....	10
3.3 Power Spectral Density Measurement	11
3.4 Conducted Band Edges and Spurious Emission Measurement	12
3.5 Radiated Band Edges and Spurious Emission Measurement	13
3.6 Antenna Requirements.....	17
4 List of Measuring Equipment	18
5 Measurement Uncertainty	19
Appendix A. Conducted Test Results	
Appendix B. Radiated Spurious Emission Test Data	
Appendix C. Duty Cycle Plots	
Appendix D. Setup Photographs	



History of this test report

Report No.	Version	Description	Issue Date
FR413103-01	01	Initial issue of report	Jun. 04, 2024
FR413103-01	02	Revise Brand Name, Applicant and Manufacture This report is an updated version, replacing the report issued on Jun. 04, 2024.	Jul. 10, 2024

Summary of Test Result

Report Clause	Ref Std. Clause	Test Items	Result (PASS/FAIL)	Remark
3.1	15.247(a)(2)	6dB Bandwidth	Pass	-
3.1	2.1049	99% Occupied Bandwidth	Reporting only	-
3.2	15.247(b)(3) 15.247(b)(4)	Output Power	Pass	-
3.3	15.247(e)	Power Spectral Density	Pass	-
3.4	15.247(d)	Conducted Band Edges and Spurious Emission	Pass	-
3.5	15.247(d)	Radiated Band Edges and Spurious Emission	Pass	2.00 dB under the limit at 2487.96 MHz
-	15.207	AC Conducted Emission	Not Required	-
3.6	15.203	Antenna Requirement	Pass	-

Note: The power source method of the EUT is use power supply (DC power source), and there is no other AC power port, after assessing, AC Conduction Emission test is not required.

Conformity Assessment Condition:

1. The test results (PASS/FAIL) with all measurement uncertainty excluded are presented against the regulation limits or in accordance with the requirements stipulated by the applicant/manufacture who shall bear all the risks of non-compliance that may potentially occur if measurement uncertainty is taken into account.
2. The measurement uncertainty please refer to each test result in the section "Measurement Uncertainty".

Disclaimer:

The product specifications of the EUT presented in the test report that may affect the test assessments are declared by the manufacturer who shall take full responsibility for the authenticity.

Reviewed by: Yun Huang

Report Producer: Wilda Wei

1 General Description

1.1 Product Feature of Equipment Under Test

Product Feature
General Specs Bluetooth - LE.
Antenna Type Bluetooth - LE: Integral Antenna

Antenna information
2400 MHz ~ 2483.5 MHz
Peak Gain (dBi)
2.22

Remark: The EUT's information above is declared by manufacturer. Please refer to Disclaimer in report summary.

1.2 Modification of EUT

No modifications made to the EUT during the testing.

1.3 Testing Location

Test Site	Sporton International Inc. Wensan Laboratory
Test Site Location	No.58, Aly. 75, Ln. 564, Wenhua 3rd, Rd., Guishan Dist., Taoyuan City 333010, Taiwan (R.O.C.) TEL: +886-3-327-0868 FAX: +886-3-327-0855
Test Site No.	Sporton Site No.
	TH05-HY, 03CH21-HY

Note: The test site complies with ANSI C63.4 2014 requirement.

FCC designation No.: TW3786

1.4 Applicable Standards

According to the specifications declared by the manufacturer, the EUT must comply with the requirements of the following standards:

- ♦ FCC Part 15 Subpart C §15.247
- ♦ FCC KDB Publication No. 558074 D01 15.247 Meas Guidance v05r02
- ♦ FCC KDB 414788 D01 Radiated Test Site v01r01
- ♦ ANSI C63.10-2013

Remark:

1. All the test items were validated and recorded in accordance with the standards without any modification during the testing.
2. The TAF code is not including all the FCC KDB listed without accreditation.
3. This EUT has also been tested and complied with the requirements of FCC Part 15, Subpart B, recorded in a separate test report.

2 Test Configuration of Equipment Under Test

2.1 Carrier Frequency Channel

Frequency Band	Channel	Freq. (MHz)	Channel	Freq. (MHz)
2400-2483.5 MHz	0	2402	21	2444
	1	2404	22	2446
	2	2406	23	2448
	3	2408	24	2450
	4	2410	25	2452
	5	2412	26	2454
	6	2414	27	2456
	7	2416	28	2458
	8	2418	29	2460
	9	2420	30	2462
	10	2422	31	2464
	11	2424	32	2466
	12	2426	33	2468
	13	2428	34	2470
	14	2430	35	2472
	15	2432	36	2474
	16	2434	37	2476
	17	2436	38	2478
	18	2438	39	2480
	19	2440	-	-
	20	2442	-	-

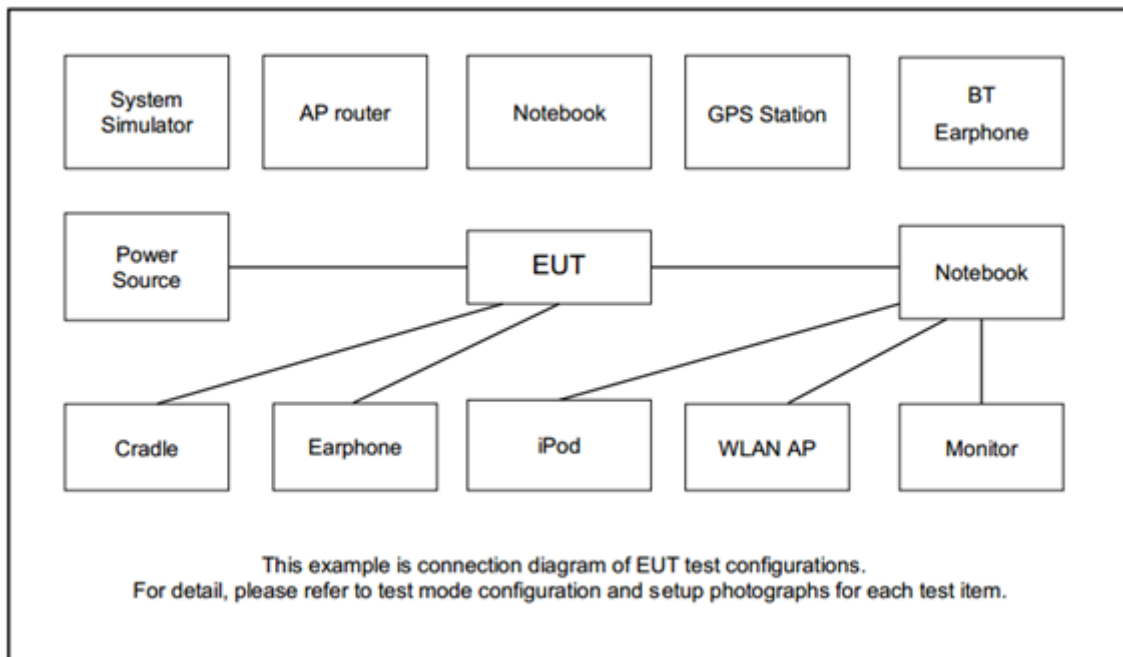
2.2 Test Mode

- a. The EUT has been associated with peripherals and configuration operated in a manner tended to maximize its emission characteristics in a typical application. Frequency range investigated: radiation emission (9 kHz to the 10th harmonic of the highest fundamental frequency or to 40 GHz, whichever is lower). For radiated measurement, the measured emission level of the EUT was maximized by rotating the EUT on a turntable, adjusting the orientation of the EUT and EUT antenna in three orthogonal axis (X: flat, Y: portrait, Z: landscape), and adjusting the measurement antenna orientation, following C63.10 exploratory test procedures and only the worst case emissions were reported in this report.

The following summary table is showing all test modes to demonstrate in compliance with the standard.

Summary table of Test Cases	
Test Item	Data Rate / Modulation
Conducted Test Cases	Bluetooth – LE / GFSK
	Mode 1: Bluetooth Tx CH00_2402 MHz_1Mbps
	Mode 2: Bluetooth Tx CH19_2440 MHz_1Mbps
	Mode 3: Bluetooth Tx CH39_2480 MHz_1Mbps
Radiated Test Cases	Mode 1: Bluetooth Tx CH00_2402 MHz_1Mbps
	Mode 2: Bluetooth Tx CH19_2440 MHz_1Mbps
	Mode 3: Bluetooth Tx CH39_2480 MHz_1Mbps
Remark: For radiation spurious emission, the modulation and the data rate picked for testing are determined by the Max. RF conducted power.	

2.3 Connection Diagram of Test System



2.4 EUT Operation Test Setup

The RF test items, press the dome of EUT to make the EUT get into the engineering modes to provide channel selection, power level, data rate, and the application type for continuous transmitting signals.

2.5 Measurement Results Explanation Example

For all conducted test items:

The offset level is set in the spectrum analyzer to compensate the RF cable loss and attenuator factor between EUT conducted output port and spectrum analyzer. With the offset compensation, the spectrum analyzer reading level is exactly the EUT RF output level.

Example :

The spectrum analyzer offset is derived from RF cable loss and attenuator factor.

Offset = RF cable loss + attenuator factor.

Following shows an offset computation example with cable loss 4.2 dB and 10 dB attenuator.

$$\begin{aligned} \text{Offset(dB)} &= \text{RF cable loss(dB)} + \text{attenuator factor(dB)}. \\ &= 4.2 + 10 = 14.2 \text{ (dB)} \end{aligned}$$

3 Test Result

3.1 6dB and 99% Bandwidth Measurement

3.1.1 Limit of 6dB and 99% Bandwidth

The minimum 6 dB bandwidth shall be at least 500 kHz.

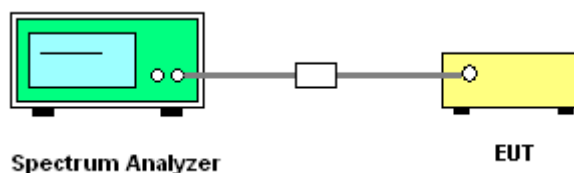
3.1.2 Measuring Instruments

Please refer to the measuring equipment list in this test report.

3.1.3 Test Procedures

1. The testing follows the ANSI C63.10 Section 6.9.3 (OBW) and 11.8.1 (6dB BW).
2. The RF output of EUT is connected to the spectrum analyzer by RF cable and attenuator. The path loss is compensated to the results for each measurement.
3. Set the maximum power setting and enable the EUT to transmit continuously.
4. Make the measurement with the spectrum analyzer's resolution bandwidth (RBW) = 100 kHz. Set the Video bandwidth (VBW) = 300 kHz. In order to make an accurate measurement. The 6dB bandwidth must be greater than 500 kHz.
5. For 99% Bandwidth Measurement, the spectrum analyzer's resolution bandwidth (RBW) is set 1-5% of the emission bandwidth and set the Video bandwidth (VBW) $\geq 3 * RBW$.
6. Measure and record the results in the test report.

3.1.4 Test Setup



3.1.5 Test Result of 6dB Bandwidth

Please refer to Appendix A.

3.1.6 Test Result of 99% Occupied Bandwidth

Please refer to Appendix A.

3.2 Output Power Measurement

3.2.1 Limit of Output Power

For systems using digital modulation in the 2400-2483.5 MHz, the limit for output power is 30 dBm. If transmitting antenna of directional gain greater than 6 dBi is used, the peak output power from the intentional radiator shall be reduced below the above stated value by the amount in dB that the directional gain of the antenna exceeds 6 dBi. In case of point-to-point operation, the limit has to be reduced by 1 dB for every 3 dB that the directional gain of the antenna exceeds 6 dBi.

3.2.2 Measuring Instruments

Please refer to the measuring equipment list in this test report.

3.2.3 Test Procedures

1. For Average Power, the testing follows ANSI C63.10 Section 11.9.2.3.2 Method AVGPM-G
2. The RF output of EUT is connected to the power meter by RF cable and attenuator.
3. The path loss is compensated to the results for each measurement.
4. Set the maximum power setting and enable the EUT to transmit continuously.
5. Measure the conducted output power and record the results in the test report.

3.2.4 Test Setup



3.2.5 Test Result of Average Output Power

Please refer to Appendix A.

3.3 Power Spectral Density Measurement

3.3.1 Limit of Power Spectral Density

The peak power spectral density shall not be greater than 8 dBm in any 3 kHz band at any time interval of continuous transmission.

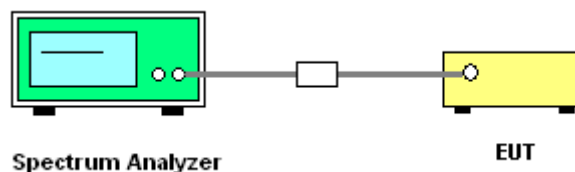
3.3.2 Measuring Instruments

Please refer to the measuring equipment list in this test report.

3.3.3 Test Procedures

1. The testing follows the ANSI C63.10 Section 11.10.2 Method PKPSD.
2. The RF output of EUT is connected to the spectrum analyzer by RF cable and attenuator. The path loss is compensated to the results for each measurement.
3. Set the maximum power setting and enable the EUT to transmit continuously.
4. Make the measurement with the spectrum analyzer's resolution bandwidth (RBW) = 3 kHz. Video bandwidth (VBW) = 10 kHz. In order to make an accurate measurement, set the span to 1.5 times DTS Channel Bandwidth. (6 dB BW)
5. Detector = peak, Sweep time = auto couple, Trace mode = max hold, Allow trace to fully stabilize. Use the peak marker function to determine the maximum power level.
6. Measure and record the results in the test report.
7. The Measured power density (dBm)/ 100 kHz is a reference level and is used as 20 dBc down limit line for Conducted Band Edges and Conducted Spurious Emission.

3.3.4 Test Setup



3.3.5 Test Result of Power Spectral Density

Please refer to Appendix A.

3.4 Conducted Band Edges and Spurious Emission Measurement

3.4.1 Limit of Conducted Band Edges and Spurious Emission

All harmonics/spurious must be at least 30 dB down from the highest emission level within the authorized band.

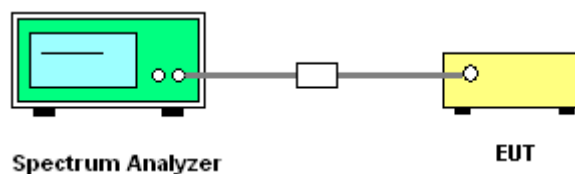
3.4.2 Measuring Instruments

Please refer to the measuring equipment list in this test report.

3.4.3 Test Procedure

1. The testing follows the ANSI C63.10 Section 11.11.3 Emission level measurement.
2. The RF output of EUT is connected to the spectrum analyzer by RF cable and attenuator. The path loss is compensated to the results for each measurement.
3. Set the maximum power setting and enable the EUT to transmit continuously.
4. Set RBW = 100 kHz, VBW = 300 kHz, Peak Detector. Unwanted Emissions measured in any 100 kHz bandwidth outside of the authorized frequency band shall be attenuated by at least 20 dB relative to the maximum in-band peak PSD level in 100 kHz when maximum peak conducted output power procedure is used. If the transmitter complies with the conducted power limits based on the use of RMS averaging over a time interval, the attenuation required under this paragraph shall be 30 dB instead of 20 dB.
5. Measure and record the results in the test report.
6. The RF fundamental frequency should be excluded against the limit line in the operating frequency band.

3.4.4 Test Setup



3.4.5 Test Result of Conducted Band Edges Plots

Please refer to Appendix A.

3.4.6 Test Result of Conducted Spurious Emission Plots

Please refer to Appendix A.

3.5 Radiated Band Edges and Spurious Emission Measurement

3.5.1 Limit of Radiated Band Edges and Spurious Emission

In any 100 kHz bandwidth outside the intentional radiator frequency band, all harmonics/spurious must be at least 20 dB below the highest emission level within the authorized band. If the output power of this device is measured by spectrum analyzer, the attenuation under this paragraph shall be 30 dB instead of 20 dB. In addition, radiated emissions which fall in the restricted bands must also comply with the limits as below.

Frequency (MHz)	Field Strength (microvolts/meter)	Measurement Distance (meters)
0.009 – 0.490	2400/F(kHz)	300
0.490 – 1.705	24000/F(kHz)	30
1.705 – 30.0	30	30
30 – 88	100	3
88 – 216	150	3
216 - 960	200	3
Above 960	500	3

3.5.2 Measuring Instruments

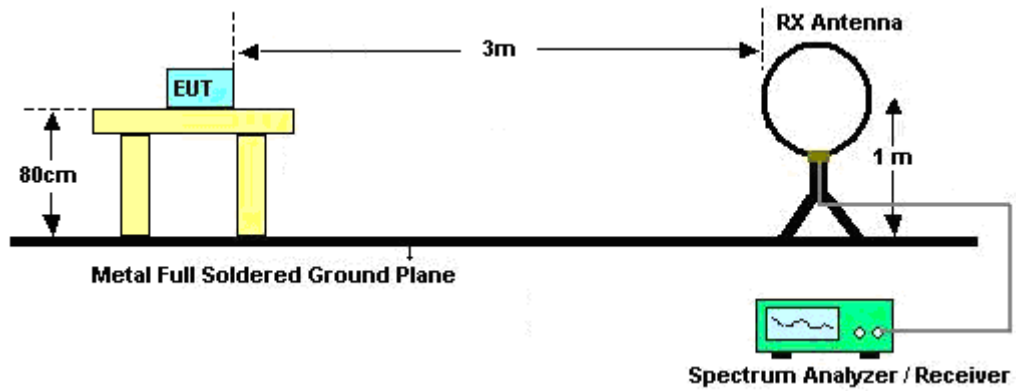
Please refer to the measuring equipment list in this test report.

3.5.3 Test Procedures

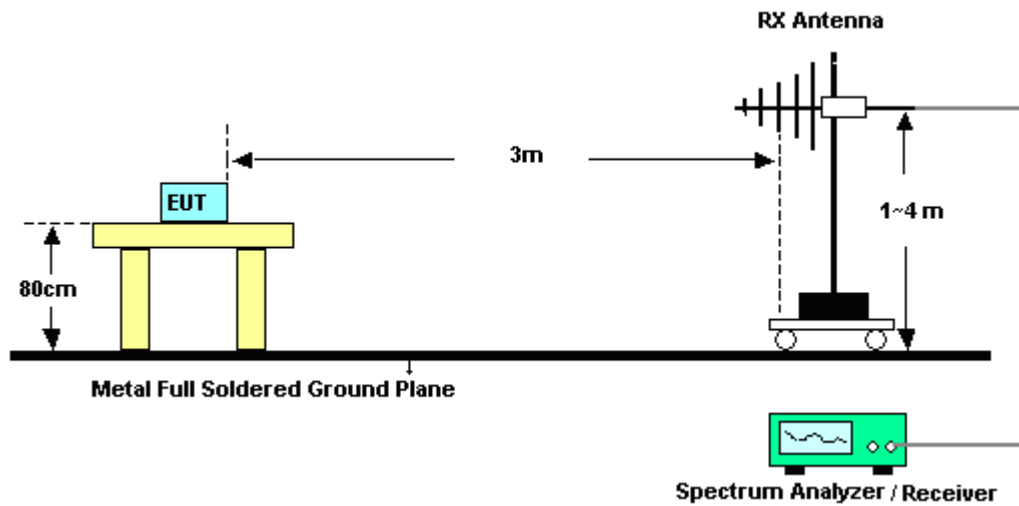
1. The testing follows the ANSI C63.10 Section 11.12.1 Radiated emission measurements.
2. The EUT is arranged to its worst case and then tune the antenna tower (from 1 m to 4 m) and turntable (from 0 degree to 360 degrees) to find the maximum reading. A pre-amp and a high pass filter are used for the test in order to get better signal level.
3. The EUT is placed on a turntable with 0.8 meter for frequency below 1 GHz and 1.5 meter for frequency above 1 GHz respectively above ground.
4. The EUT is set 3 meters away from the receiving antenna, which is mounted on the top of a variable height antenna tower.
5. Corrected Reading: Antenna Factor + Cable Loss + Read Level - Preamplifier Factor = Level
6. Radiated testing below 1 GHz is performed by adjusting the antenna tower from 1 m to 4 m and by rotating the turn table from 0 degree to 360 degrees to find the peak maximum hold reading. When there is no suspected emission found and the emission level is with at least 6 dB margin against QP limit line, the position is marked as “-”.
7. Radiated testing above 1 GHz is performed by adjusting the antenna tower from 1 m to 4 m and by rotating the turn table from 0 degree to 360 degrees to find the peak maximum hold reading for scanning all frequencies. When there is no suspected emission found and the harmonic emission level is with at least 6 dB margin against average limit line, the position is marked as “-”.
8. Use the following spectrum analyzer settings:
 - (1) Span shall wide enough to fully capture the emission being measured;
 - (2) Set RBW = 100 kHz for $f < 1$ GHz; VBW \geq RBW; Sweep = auto; Detector function = peak; Trace = max hold;
 - (3) Set RBW = 1 MHz, VBW = 3 MHz for $f \geq 1$ GHz for peak measurement.For average measurement:
 - VBW = 10 Hz, when duty cycle is no less than 98 percent.
 - VBW $\geq 1/T$, when duty cycle is less than 98 percent where T is the minimum transmission duration over which the transmitter is on and is transmitting at its maximum power control level for the tested mode of operation.

3.5.4 Test Setup

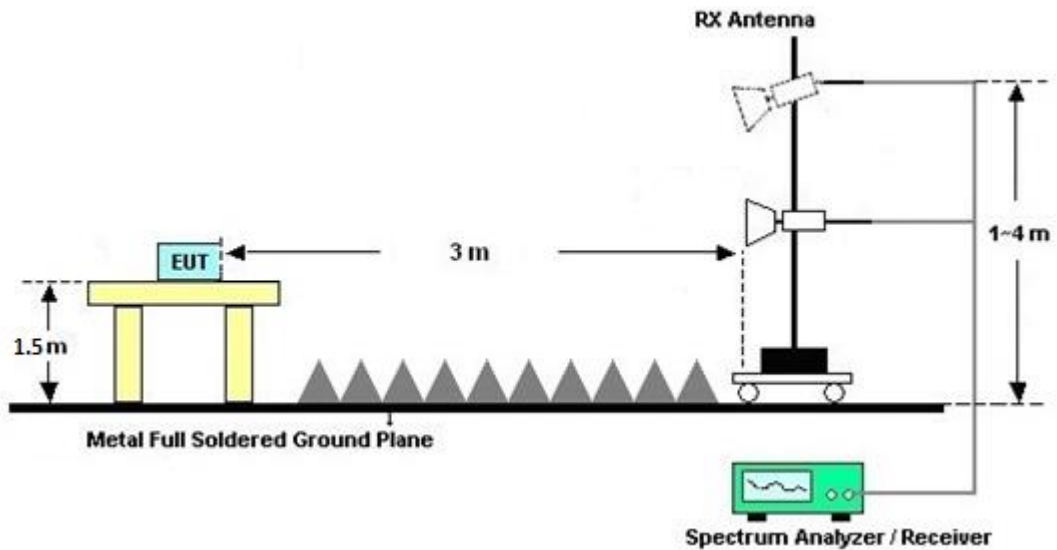
For radiated test below 30MHz



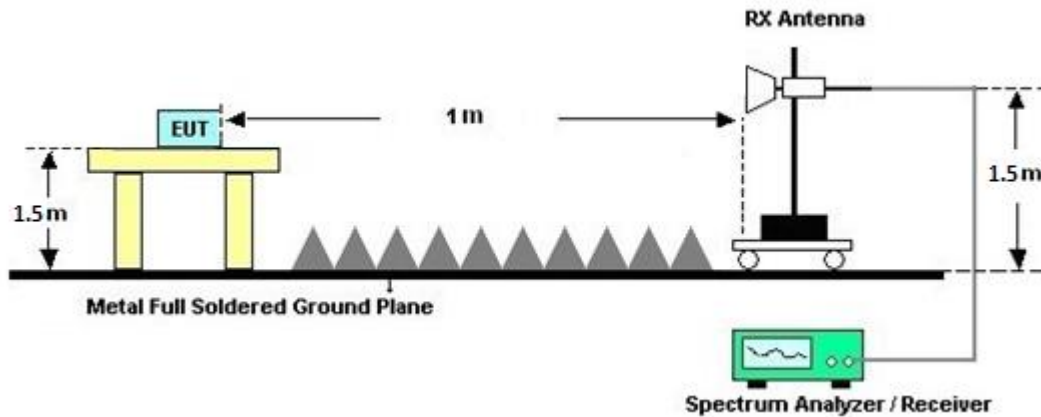
For radiated test from 30MHz to 1GHz



For radiated test from 1GHz to 18GHz



For radiated test above 18GHz



3.5.5 Test Results of Radiated Spurious Emissions (9 kHz ~ 30 MHz)

The low frequency, which starts from 9 kHz to 30 MHz, is pre-scanned and the result which is 20 dB lower than the limit line is not reported.

There is adequate comparison measurement of both open-field test site and alternative test site - semi-Anechoic chamber according to 414788 D01 Radiated Test Site v01r01, and the result comes out very similar.

3.5.6 Test Result of Radiated Spurious at Band Edges

Please refer to Appendix B.

3.5.7 Duty Cycle

Please refer to Appendix C.

3.5.8 Test Result of Radiated Spurious Emission (30 MHz ~ 10th Harmonic)

Please refer to Appendix B.



3.6 Antenna Requirements

3.6.1 Standard Applicable

The use of a permanently attached antenna or of an antenna that uses a unique coupling to the intentional radiator shall be considered sufficient to comply with the rule.

3.6.2 Antenna Anti-Replacement Construction

An embedded-in antenna design is used.



4 List of Measuring Equipment

Instrument	Brand Name	Model No.	Serial No.	Characteristics	Calibration Date	Test Date	Due Date	Remark
LOOP Antenna	Rohde & Schwarz	HFH2-Z2	100488	9 kHz~30 MHz	Sep. 12, 2023	Mar. 28, 2024~ Mar. 29, 2024	Sep. 11, 2024	Radiation (03CH21-HY)
Bilog Antenna	TESEQ & WOKEN	CBL 6111D & 00802N1D-06	63303 & 001	30MHz~1GHz	Oct. 15, 2023	Mar. 28, 2024~ Mar. 29, 2024	Oct. 14, 2024	Radiation (03CH21-HY)
Double Ridged Guide Horn Antenna	RFSPIN	DRH18-E	LE2C03A18EN	1GHz~18GHz	Jul. 12, 2023	Mar. 28, 2024~ Mar. 29, 2024	Jul. 11, 2024	Radiation (03CH21-HY)
SHF-EHF Horn Antenna	SCHWARZBE CK	BBHA 9170	1223	18GHz~40GHz	Jul. 10, 2023	Mar. 28, 2024~ Mar. 29, 2024	Jul. 09, 2024	Radiation (03CH21-HY)
Amplifier	SONOMA	310N	421580	30MHz~1GHz	Jul. 15, 2023	Mar. 28, 2024~ Mar. 29, 2024	Jul. 14, 2024	Radiation (03CH21-HY)
Amplifier	EMEC	EM01G18GA	060876	1GHz~18GHz	Sep. 28, 2023	Mar. 28, 2024~ Mar. 29, 2024	Sep. 27, 2024	Radiation (03CH21-HY)
Preamplifier	EMEC	EM18G40G	060871	18GHz~40GHz	Aug. 30, 2023	Mar. 28, 2024~ Mar. 29, 2024	Aug. 29, 2024	Radiation (03CH21-HY)
Spectrum Analyzer	Keysight	N9010B	MY62170358	10Hz~44GHz	Aug. 28, 2023	Mar. 28, 2024~ Mar. 29, 2024	Aug. 27, 2024	Radiation (03CH21-HY)
RF Cable	HUBER + SUHNER	SUCOFLEX 102	803951/2	9K~30M	Mar. 06, 2024	Mar. 28, 2024~ Mar. 29, 2024	Mar. 05, 2025	Radiation (03CH21-HY)
RF Cable	HUBER + SUHNER	SUCOFLEX 102	804397/2,804612/ 2,804614/2	30MHz~40GHz	Oct. 24, 2023	Mar. 28, 2024~ Mar. 29, 2024	Oct. 23, 2024	Radiation (03CH21-HY)
Hygrometer	TECPEL	DTM-303A	TP211568	N/A	Oct. 30, 2023	Mar. 28, 2024~ Mar. 29, 2024	Oct. 14, 2024	Radiation (03CH21-HY)
Controller	EMEC	EM 1000	N/A	Control Turn table & Ant Mast	N/A	Mar. 28, 2024~ Mar. 29, 2024	N/A	Radiation (03CH21-HY)
Antenna Mast	EMEC	AM-BS-4500-B	N/A	1~4m	N/A	Mar. 28, 2024~ Mar. 29, 2024	N/A	Radiation (03CH21-HY)
Turn Table	EMEC	TT 2000	N/A	0~360 Degree	N/A	Mar. 28, 2024~ Mar. 29, 2024	N/A	Radiation (03CH21-HY)
Software	Audix	E3 6.2009-8-24	RK-001053	N/A	N/A	Mar. 28, 2024~ Mar. 29, 2024	N/A	Radiation (03CH21-HY)
Hygrometer	TECPEL	DTM-303A	TP201996	N/A	Nov. 07, 2023	Mar. 14, 2024	Nov. 06, 2024	Conducted (TH05-HY)
Power Sensor	DARE	RPR3006W	15I00041SNO10 (NO:248)	10MHz~6GHz	Jun. 05, 2023	Mar. 14, 2024	Jun. 04, 2024	Conducted (TH05-HY)
Signal Analyzer	Rohde & Schwarz	FSV40	101566	10Hz~40GHz	Aug. 23, 2023	Mar. 14, 2024	Aug. 22, 2024	Conducted (TH05-HY)

5 Measurement Uncertainty

Uncertainty of Radiated Emission Measurement (30 MHz ~ 1000 MHz)

Measuring Uncertainty for a Level of Confidence of 95% ($U = 2Uc(y)$)	6.40 dB
--	---------

Uncertainty of Radiated Emission Measurement (1000 MHz ~ 6000 MHz)

Measuring Uncertainty for a Level of Confidence of 95% ($U = 2Uc(y)$)	4.60 dB
--	---------

Uncertainty of Radiated Emission Measurement (6000 MHz ~ 18000 MHz)

Measuring Uncertainty for a Level of Confidence of 95% ($U = 2Uc(y)$)	4.60 dB
--	---------

Uncertainty of Radiated Emission Measurement (18000 MHz ~ 40000 MHz)

Measuring Uncertainty for a Level of Confidence of 95% ($U = 2Uc(y)$)	5.50 dB
--	---------

Appendix A. Test Result of Conducted Test Items

Test Engineer:	Henry Ke	Temperature:	21~25	°C
Test Date:	2023/3/14	Relative Humidity:	51~54	%

TEST RESULTS DATA
6dB and 99% Occupied Bandwidth

Mod.	Data Rate	NTX	CH.	Freq. (MHz)	99% Occupied BW (MHz)	6dB BW (MHz)	6dB BW Limit (MHz)	Pass/Fail
BLE	1Mbps	1	0	2402	1.039	0.690	0.50	Pass
BLE	1Mbps	1	19	2440	1.043	0.697	0.50	Pass
BLE	1Mbps	1	39	2480	1.043	0.701	0.50	Pass

TEST RESULTS DATA
Average Power Table

Mod.	Data Rate	NTX	CH.	Freq. (MHz)	Average Conducted Power (dBm)	Conducted Power Limit (dBm)	DG (dBi)	EIRP Power (dBm)	EIRP Power Limit (dBm)	Pass /Fail
BLE	1Mbps	1	0	2402	3.90	30.00	2.22	6.12	36.00	Pass
BLE	1Mbps	1	19	2440	4.60	30.00	2.22	6.82	36.00	Pass
BLE	1Mbps	1	39	2480	4.60	30.00	2.22	6.82	36.00	Pass

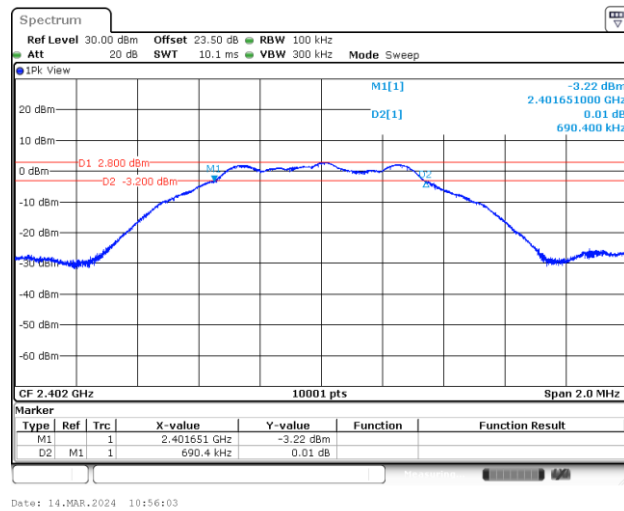
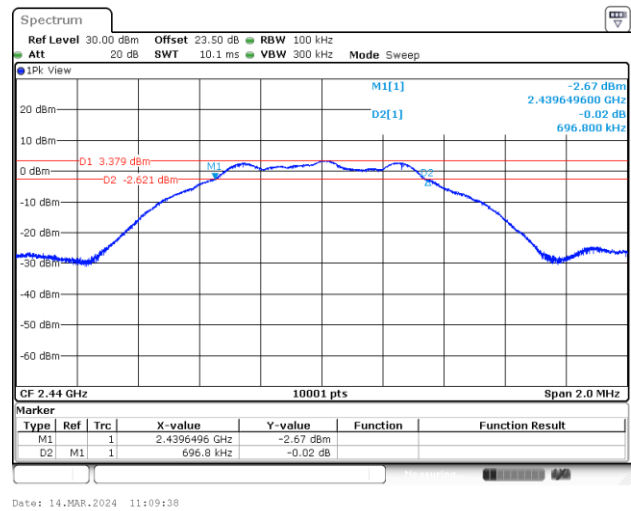
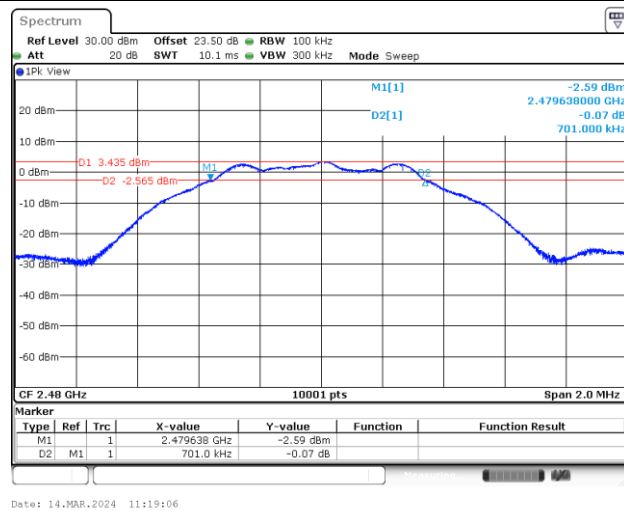
TEST RESULTS DATA
Peak Power Density

Mod.	Data Rate	NTX	CH.	Freq. (MHz)	Peak PSD (dBm /100kHz)	Peak PSD (dBm /3kHz)	DG (dBi)	Peak PSD Limit (dBm /3kHz)	Pass/Fail
BLE	1Mbps	1	0	2402	2.81	-12.42	2.22	8.00	Pass
BLE	1Mbps	1	19	2440	3.37	-11.95	2.22	8.00	Pass
BLE	1Mbps	1	39	2480	3.43	-11.93	2.22	8.00	Pass

Note: PSD (dBm/ 100kHz) is a reference level used for Conducted Band Edges and Conducted Spurious Emission 30dBc limit.

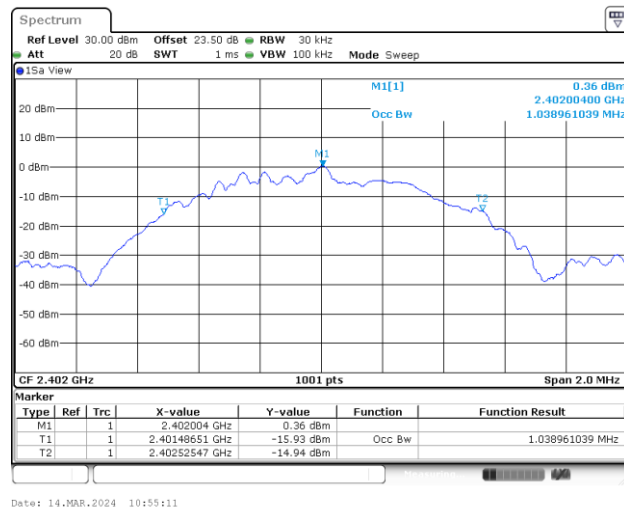
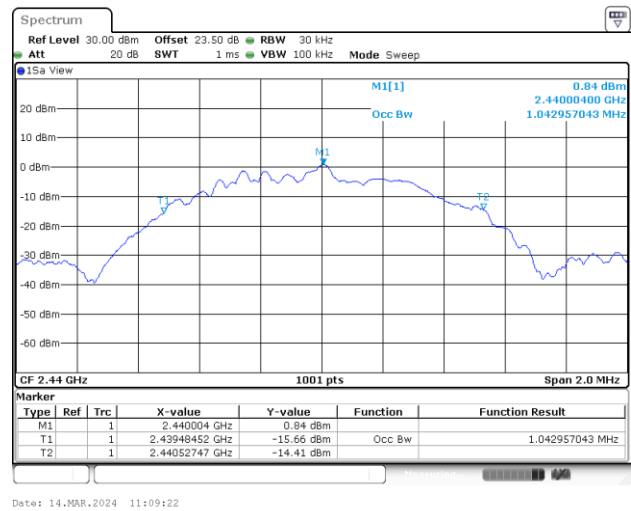
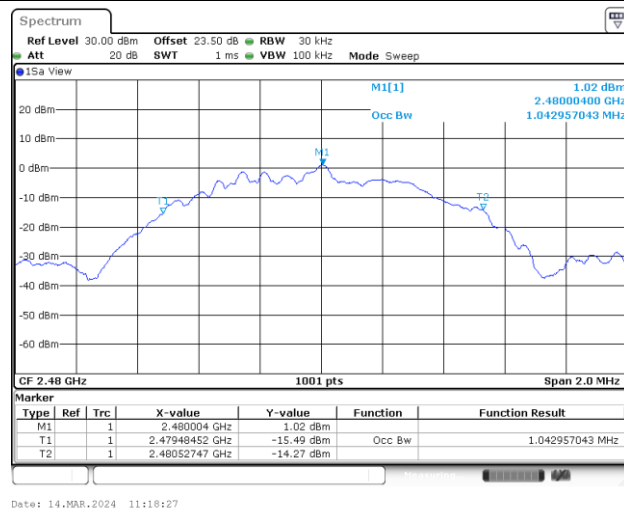
**6dB Bandwidth**

<1Mbps>

6 dB Bandwidth Plot on Channel 00**6 dB Bandwidth Plot on Channel 19****6 dB Bandwidth Plot on Channel 39**

**99% Occupied Bandwidth**

<1Mbps>

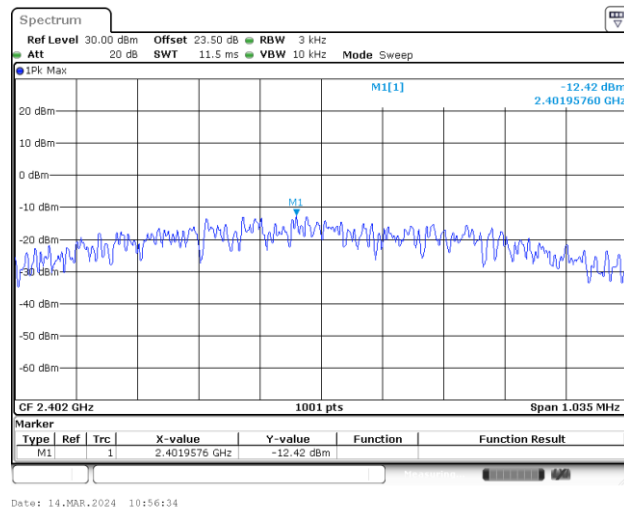
99% Occupied Bandwidth Plot on Channel 00**99% Occupied Bandwidth Plot on Channel 19****99% Occupied Bandwidth Plot on Channel 39**



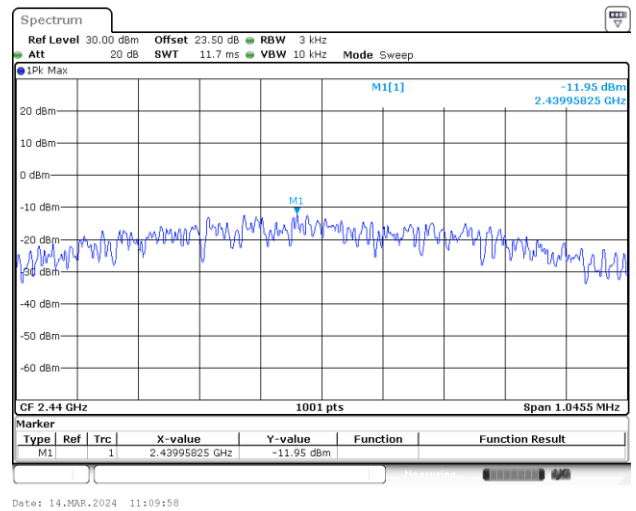
Power Spectral Density (dBm/3kHz)

<1Mbps>

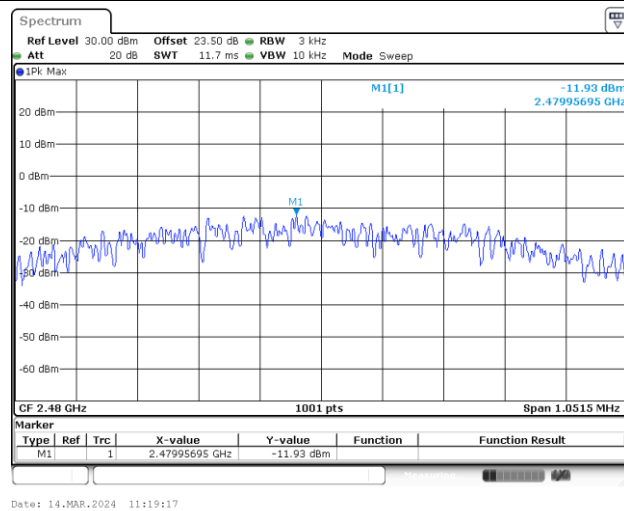
Power Density (dBm/3kHz) Plot Channel 00



Power Density (dBm/3kHz) Plot Channel 19



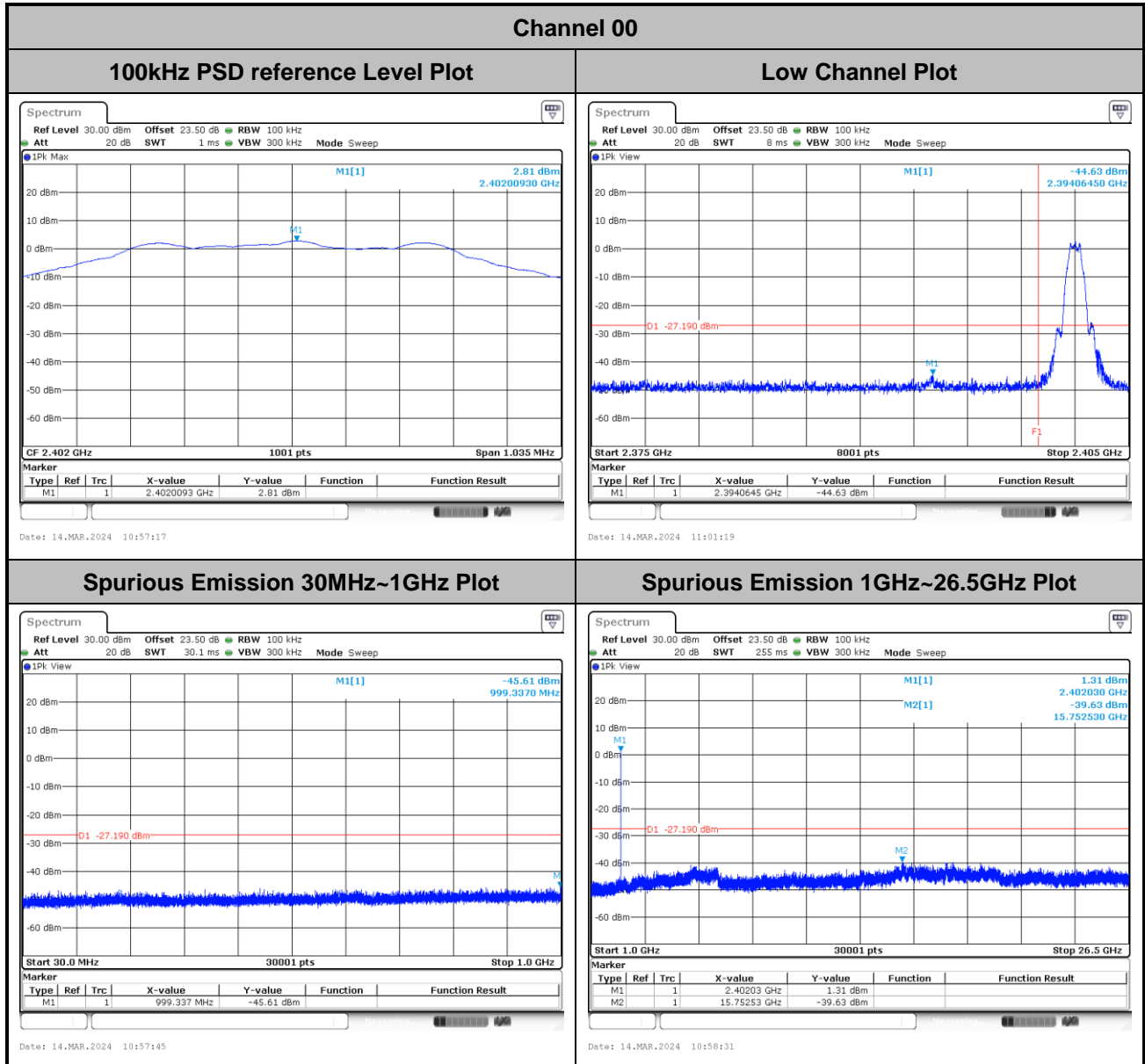
Power Density (dBm/3kHz) Plot Channel 39





Band Edge and Conducted Spurious Emission

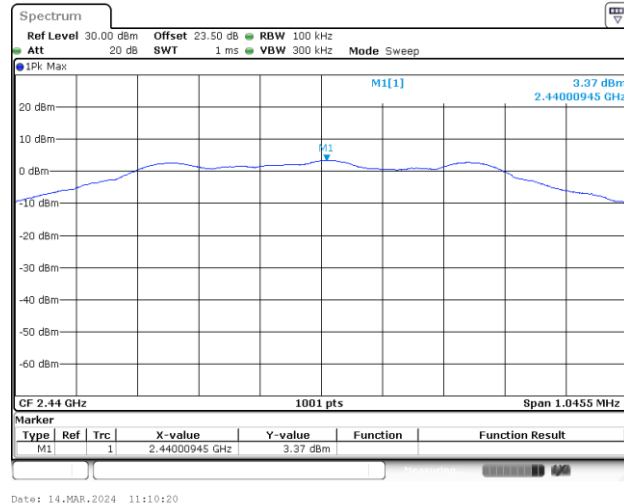
<1Mbps>





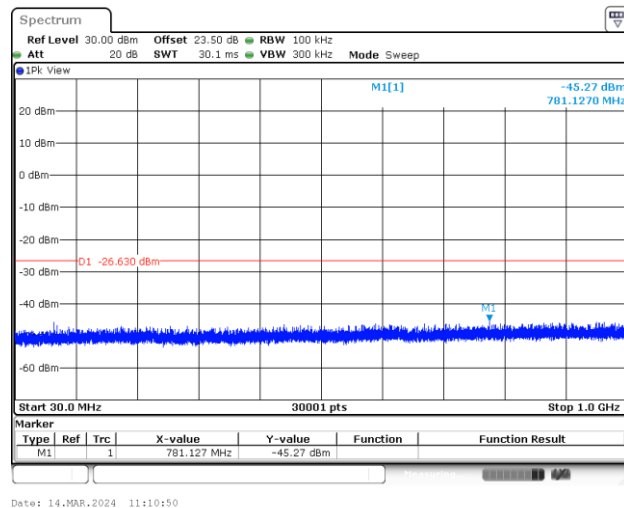
Channel 19

100kHz PSD reference Level Plot

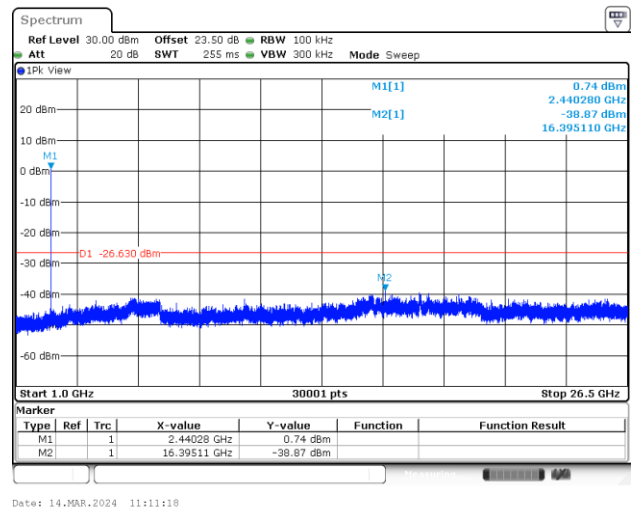


Mid Channel Plot

Spurious Emission 30MHz~1GHz Plot



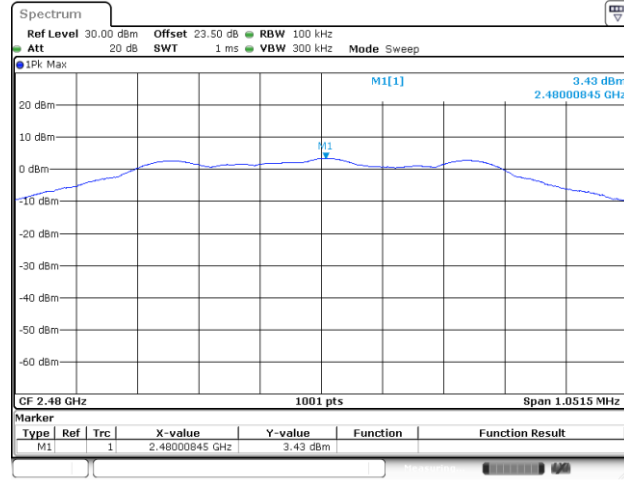
Spurious Emission 1GHz~26.5GHz Plot



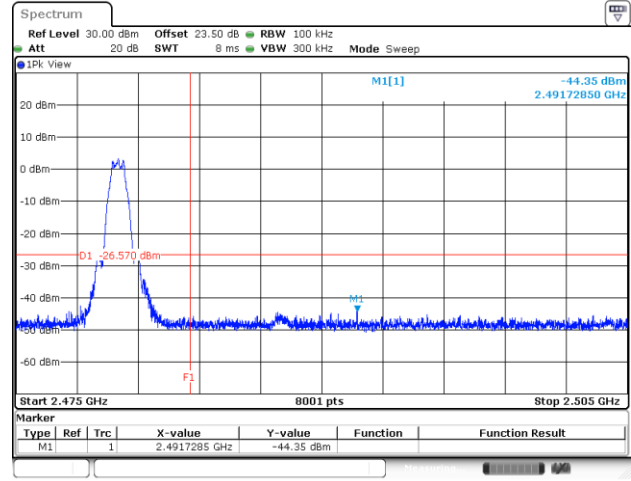


Channel 39

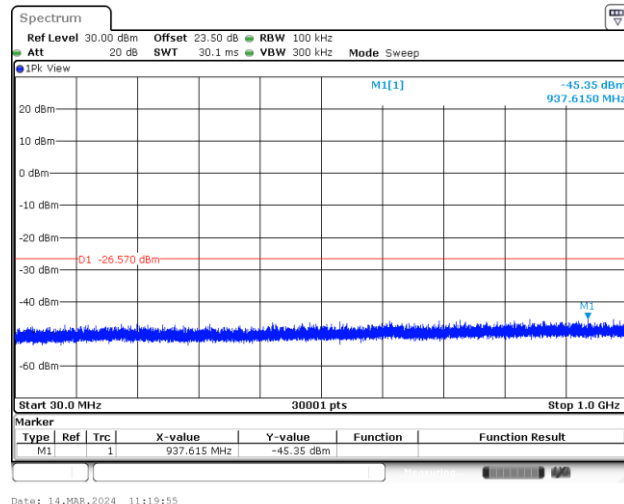
100kHz PSD reference Level Plot



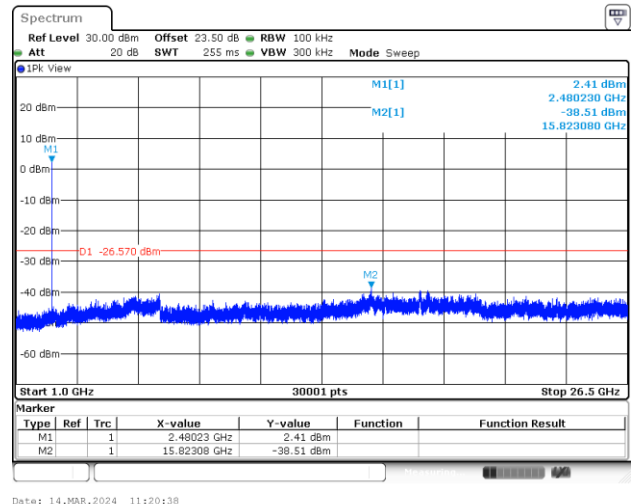
High Channel Plot



Spurious Emission 30MHz~1GHz Plot



Spurious Emission 1GHz~26.5GHz Plot



Appendix B. Radiated Spurious Emission Test Data

Test Engineer :	Jack Cheng, Ray Lung and Sky Chang	Relative Humidity :	50~70%
		Temperature :	18~26°C

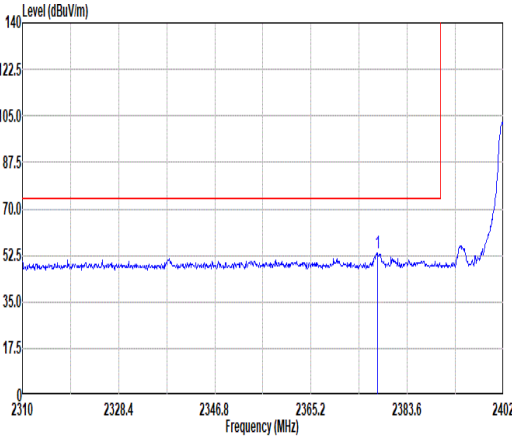
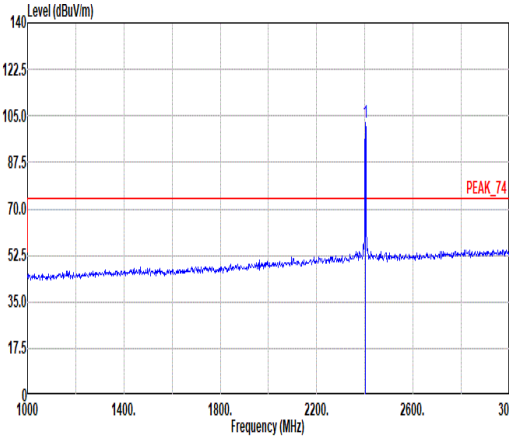
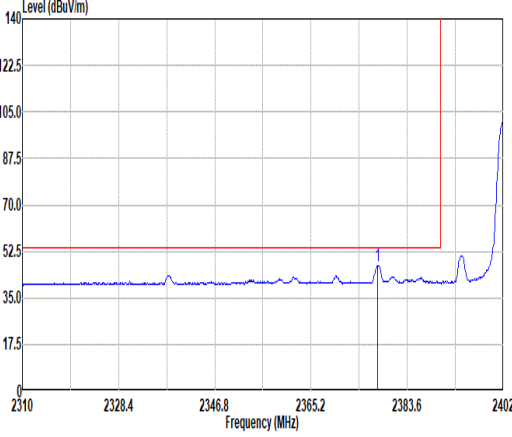
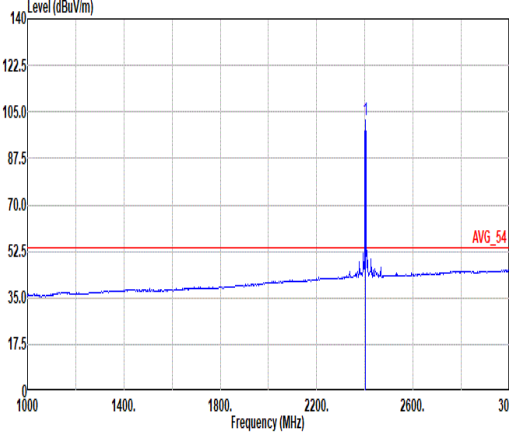
B1. Radiated Spurious Emission Test Modes

Mode	Band (MHz)	Antenna	Modulation	Channel	Frequency	Data Rate	RU	Remark
Mode 1	2400-2483.5	1	Bluetooth-LE_GFSK	00	2402	1Mbps	-	-
Mode 2	2400-2483.5	1	Bluetooth-LE_GFSK	19	2440	1Mbps	-	-
Mode 3	2400-2483.5	1	Bluetooth-LE_GFSK	39	2480	1Mbps	-	-
Mode 4	2400-2483.5	1	Bluetooth-LE_GFSK	39	2480	1Mbps	-	LF
Mode 5	2400-2483.5	1	Bluetooth-LE_GFSK	39	2480	1Mbps	-	SHF

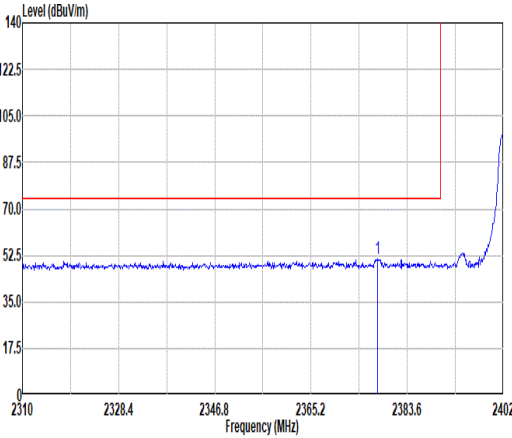
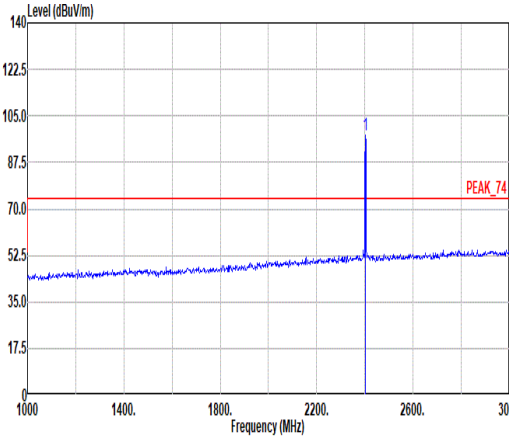
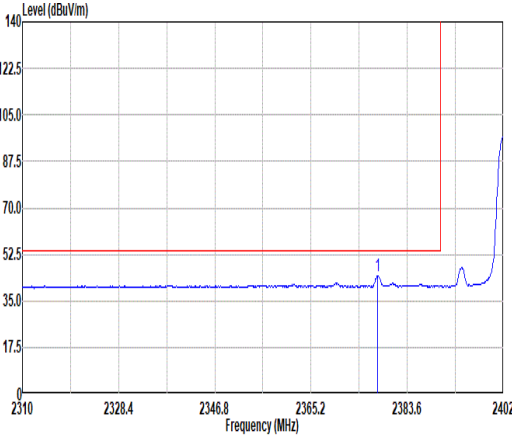
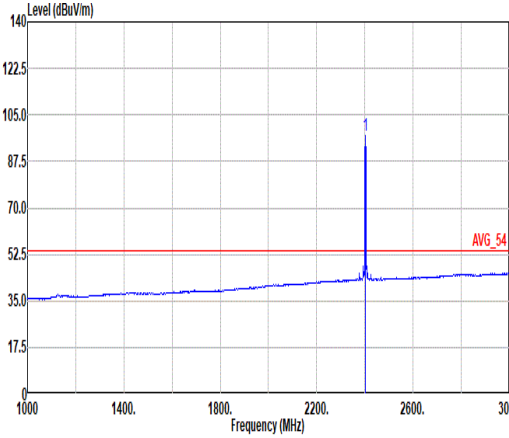
B2. Summary of each worse mode

Mode	Modulation	Ch.	Freq. (MHz)	Level (dBuV/m)	Limit (dBuV/m)	Margin (dB)	Pol.	Peak Avg.	Result	RU	Remark
1	Bluetooth-LE_GFSK	00	2377.99	47.24	54.00	-6.76	H	Avg.	Pass	-	Band Edge
	Bluetooth-LE_GFSK	00	4804.00	46.35	74.00	-27.65	H	Peak	Pass	-	Harmonic
2	Bluetooth-LE_GFSK	19	2376.02	44.80	54.00	-9.20	H	Avg.	Pass	-	Band Edge
	Bluetooth-LE_GFSK	19	4880.00	46.78	54.00	-7.22	H	Avg.	Pass	-	Harmonic
3	Bluetooth-LE_GFSK	39	2487.96	52.00	54.00	-2.00	H	Avg.	Pass	-	Band Edge
	Bluetooth-LE_GFSK	39	7440.00	45.22	54.00	-8.78	H	Avg.	Pass	-	Harmonic
4	BLE Tx LF	39	948.59	34.62	46.00	-11.38	V	Peak	Pass	-	LF
5	BLE Tx LF	39	24941.41	40.75	74	-33.25	H	Peak	Pass	-	SHF

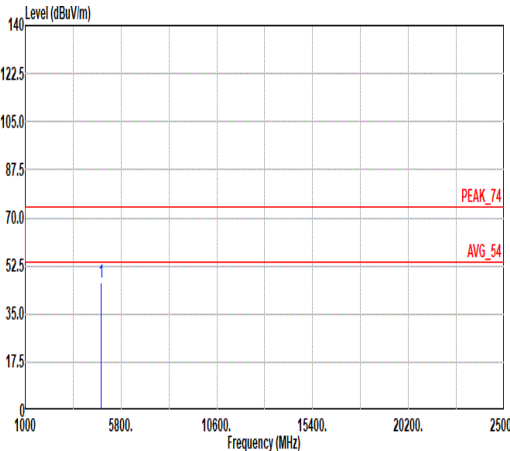
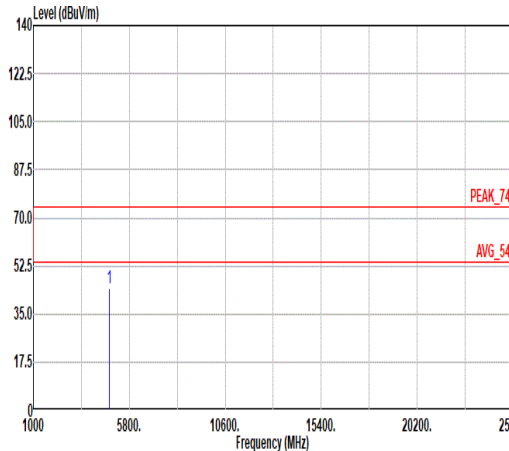


		1																																																																																														
Mode	Band Edge																																																																																															
	2400-2483.5_Bluetooth-LE_GFSK_CH00_2402MHz																																																																																															
ANT	1																																																																																															
Pol.	Horizontal						Fundamental																																																																																									
Peak																																																																																																
	Site : 03CH21-HY Condition: PEAK_BE_74 3m DRH18-E_LE2C03A18EN_230712 HORIZONTAL : RBW:1000.000kHz VBW:3000.000kHz SMT:Auto						Site : 03CH21-HY Condition: PEAK_74 3m DRH18-E_LE2C03A18EN_230712 HORIZONTAL : RBW:1000.000kHz VBW:3000.000kHz SMT:Auto																																																																																									
<table><thead><tr><th></th><th>Limit</th><th>Read</th><th>Ant</th><th>Cable</th><th>Preamp</th><th>Aux</th><th>APos</th><th>TPos</th><th>Remark</th></tr><tr><th>Freq</th><th>Level</th><th>Line Margin</th><th>Level Factor</th><th>Loss Factor</th><th>Factor</th><th>Factor</th><th>Factor</th><th>Factor</th><th></th></tr><tr><th></th><th>MHz</th><th>dBuV/m</th><th>dBuV/m</th><th>dB</th><th>dBuV</th><th>dB/m</th><th>dB</th><th>dB</th><th>cm</th><th>deg</th></tr></thead><tbody><tr><td>1</td><td>2377.90</td><td>53.49</td><td>74.00</td><td>-20.51</td><td>40.68</td><td>27.02</td><td>8.42</td><td>32.66</td><td>10.03</td><td>128</td><td>58 PEAK</td></tr></tbody></table>							Limit	Read	Ant	Cable	Preamp	Aux	APos	TPos	Remark	Freq	Level	Line Margin	Level Factor	Loss Factor	Factor	Factor	Factor	Factor			MHz	dBuV/m	dBuV/m	dB	dBuV	dB/m	dB	dB	cm	deg	1	2377.90	53.49	74.00	-20.51	40.68	27.02	8.42	32.66	10.03	128	58 PEAK	<table><thead><tr><th></th><th>Limit</th><th>Read</th><th>Ant</th><th>Cable</th><th>Preamp</th><th>Aux</th><th>APos</th><th>TPos</th><th>Remark</th></tr><tr><th>Freq</th><th>Level</th><th>Line Margin</th><th>Level Factor</th><th>Loss Factor</th><th>Factor</th><th>Factor</th><th>Factor</th><th>Factor</th><th></th></tr><tr><th></th><th>MHz</th><th>dBuV/m</th><th>dBuV/m</th><th>dB</th><th>dBuV</th><th>dB/m</th><th>dB</th><th>dB</th><th>cm</th><th>deg</th></tr></thead><tbody><tr><td>1</td><td>2402.00</td><td>102.53</td><td>-----</td><td>-----</td><td>89.64</td><td>27.08</td><td>8.46</td><td>32.68</td><td>10.03</td><td>128</td><td>58 PEAK</td></tr></tbody></table>						Limit	Read	Ant	Cable	Preamp	Aux	APos	TPos	Remark	Freq	Level	Line Margin	Level Factor	Loss Factor	Factor	Factor	Factor	Factor			MHz	dBuV/m	dBuV/m	dB	dBuV	dB/m	dB	dB	cm	deg	1	2402.00	102.53	-----	-----	89.64	27.08	8.46	32.68	10.03	128	58 PEAK
	Limit	Read	Ant	Cable	Preamp	Aux	APos	TPos	Remark																																																																																							
Freq	Level	Line Margin	Level Factor	Loss Factor	Factor	Factor	Factor	Factor																																																																																								
	MHz	dBuV/m	dBuV/m	dB	dBuV	dB/m	dB	dB	cm	deg																																																																																						
1	2377.90	53.49	74.00	-20.51	40.68	27.02	8.42	32.66	10.03	128	58 PEAK																																																																																					
	Limit	Read	Ant	Cable	Preamp	Aux	APos	TPos	Remark																																																																																							
Freq	Level	Line Margin	Level Factor	Loss Factor	Factor	Factor	Factor	Factor																																																																																								
	MHz	dBuV/m	dBuV/m	dB	dBuV	dB/m	dB	dB	cm	deg																																																																																						
1	2402.00	102.53	-----	-----	89.64	27.08	8.46	32.68	10.03	128	58 PEAK																																																																																					
Avg																																																																																																
	Site : 03CH21-HY Condition: AVG_BE_54 3m DRH18-E_LE2C03A18EN_230712 HORIZONTAL : RBW:1000.000kHz VBW:2.700kHz SMT:Auto						Site : 03CH21-HY Condition: AVG_54 3m DRH18-E_LE2C03A18EN_230712 HORIZONTAL : RBW:1000.000kHz VBW:2.700kHz SMT:Auto																																																																																									
<table><thead><tr><th></th><th>Limit</th><th>Read</th><th>Ant</th><th>Cable</th><th>Preamp</th><th>Aux</th><th>APos</th><th>TPos</th><th>Remark</th></tr><tr><th>Freq</th><th>Level</th><th>Line Margin</th><th>Level Factor</th><th>Loss Factor</th><th>Factor</th><th>Factor</th><th>Factor</th><th>Factor</th><th></th></tr><tr><th></th><th>MHz</th><th>dBuV/m</th><th>dBuV/m</th><th>dB</th><th>dBuV</th><th>dB/m</th><th>dB</th><th>dB</th><th>cm</th><th>deg</th></tr></thead><tbody><tr><td>1</td><td>2377.99</td><td>47.24</td><td>54.00</td><td>-6.76</td><td>34.43</td><td>27.02</td><td>8.42</td><td>32.66</td><td>10.03</td><td>128</td><td>58 AVERAGE</td></tr></tbody></table>							Limit	Read	Ant	Cable	Preamp	Aux	APos	TPos	Remark	Freq	Level	Line Margin	Level Factor	Loss Factor	Factor	Factor	Factor	Factor			MHz	dBuV/m	dBuV/m	dB	dBuV	dB/m	dB	dB	cm	deg	1	2377.99	47.24	54.00	-6.76	34.43	27.02	8.42	32.66	10.03	128	58 AVERAGE	<table><thead><tr><th></th><th>Limit</th><th>Read</th><th>Ant</th><th>Cable</th><th>Preamp</th><th>Aux</th><th>APos</th><th>TPos</th><th>Remark</th></tr><tr><th>Freq</th><th>Level</th><th>Line Margin</th><th>Level Factor</th><th>Loss Factor</th><th>Factor</th><th>Factor</th><th>Factor</th><th>Factor</th><th></th></tr><tr><th></th><th>MHz</th><th>dBuV/m</th><th>dBuV/m</th><th>dB</th><th>dBuV</th><th>dB/m</th><th>dB</th><th>dB</th><th>cm</th><th>deg</th></tr></thead><tbody><tr><td>1</td><td>2402.00</td><td>102.05</td><td>-----</td><td>-----</td><td>89.16</td><td>27.08</td><td>8.46</td><td>32.68</td><td>10.03</td><td>128</td><td>58 AVERAGE</td></tr></tbody></table>						Limit	Read	Ant	Cable	Preamp	Aux	APos	TPos	Remark	Freq	Level	Line Margin	Level Factor	Loss Factor	Factor	Factor	Factor	Factor			MHz	dBuV/m	dBuV/m	dB	dBuV	dB/m	dB	dB	cm	deg	1	2402.00	102.05	-----	-----	89.16	27.08	8.46	32.68	10.03	128	58 AVERAGE
	Limit	Read	Ant	Cable	Preamp	Aux	APos	TPos	Remark																																																																																							
Freq	Level	Line Margin	Level Factor	Loss Factor	Factor	Factor	Factor	Factor																																																																																								
	MHz	dBuV/m	dBuV/m	dB	dBuV	dB/m	dB	dB	cm	deg																																																																																						
1	2377.99	47.24	54.00	-6.76	34.43	27.02	8.42	32.66	10.03	128	58 AVERAGE																																																																																					
	Limit	Read	Ant	Cable	Preamp	Aux	APos	TPos	Remark																																																																																							
Freq	Level	Line Margin	Level Factor	Loss Factor	Factor	Factor	Factor	Factor																																																																																								
	MHz	dBuV/m	dBuV/m	dB	dBuV	dB/m	dB	dB	cm	deg																																																																																						
1	2402.00	102.05	-----	-----	89.16	27.08	8.46	32.68	10.03	128	58 AVERAGE																																																																																					

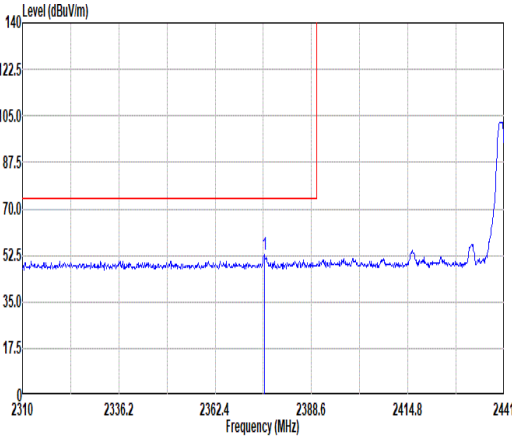
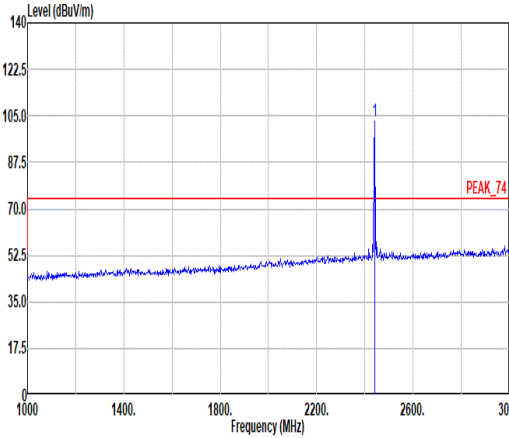
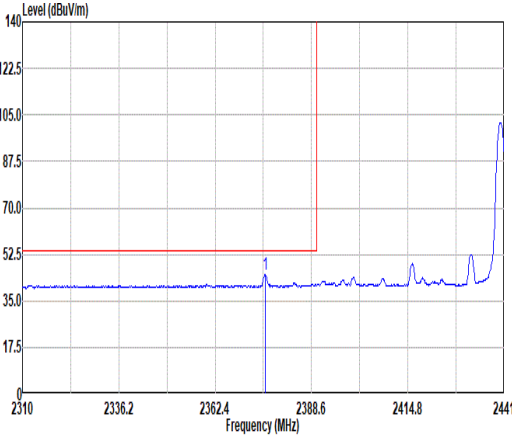
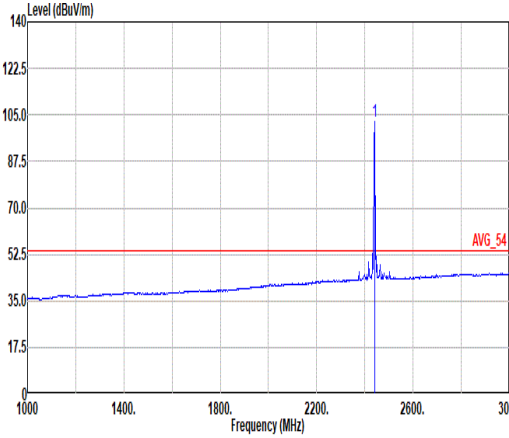


Mode	1																																																																																									
	Band Edge																																																																																									
	2400-2483.5_Bluetooth-LE_GFSK_CH00_2402MHz																																																																																									
ANT	1																																																																																									
Pol.	Vertical	Fundamental																																																																																								
Peak	<div><p>Site : 03CH21-HY Condition: PEAK_BE_74 3m DRH18-E_LE2C03A18EN_230712 VERTICAL : RBW:1000.000kHz VBW:3000.000kHz SMT:Auto</p><table><thead><tr><th></th><th>Limit</th><th>Read</th><th>Ant</th><th>Cable</th><th>Preamp</th><th>Aux</th><th>APos</th><th>TPos</th><th>Remark</th></tr><tr><th>Freq</th><th>Level</th><th>Line Margin</th><th>Level Factor</th><th>Loss Factor</th><th>Factor</th><th>Factor</th><th>Factor</th><th>Factor</th><th></th></tr><tr><th></th><th>MHz</th><th>dBuV/m</th><th>dBuV/m</th><th>dB</th><th>dBuV</th><th>dB/m</th><th>dB</th><th>dB</th><th>cm</th><th>deg</th></tr></thead><tbody><tr><td>1</td><td>2377.99</td><td>51.39</td><td>74.00</td><td>-22.61</td><td>38.58</td><td>27.02</td><td>8.42</td><td>32.66</td><td>10.03</td><td>400</td><td>105</td><td>PEAK</td></tr></tbody></table></div>		Limit	Read	Ant	Cable	Preamp	Aux	APos	TPos	Remark	Freq	Level	Line Margin	Level Factor	Loss Factor	Factor	Factor	Factor	Factor			MHz	dBuV/m	dBuV/m	dB	dBuV	dB/m	dB	dB	cm	deg	1	2377.99	51.39	74.00	-22.61	38.58	27.02	8.42	32.66	10.03	400	105	PEAK	<div><p>Site : 03CH21-HY Condition: PEAK_74 3m DRH18-E_LE2C03A18EN_230712 VERTICAL : RBW:1000.000kHz VBW:3000.000kHz SMT:Auto</p><table><thead><tr><th></th><th>Limit</th><th>Read</th><th>Ant</th><th>Cable</th><th>Preamp</th><th>Aux</th><th>APos</th><th>TPos</th><th>Remark</th></tr><tr><th>Freq</th><th>Level</th><th>Line Margin</th><th>Level Factor</th><th>Loss Factor</th><th>Factor</th><th>Factor</th><th>Factor</th><th>Factor</th><th></th></tr><tr><th></th><th>MHz</th><th>dBuV/m</th><th>dBuV/m</th><th>dB</th><th>dBuV</th><th>dB/m</th><th>dB</th><th>dB</th><th>cm</th><th>deg</th></tr></thead><tbody><tr><td>1</td><td>2402.00</td><td>97.81</td><td>-----</td><td>-----</td><td>84.92</td><td>27.08</td><td>8.46</td><td>32.68</td><td>10.03</td><td>400</td><td>105</td><td>PEAK</td></tr></tbody></table></div>		Limit	Read	Ant	Cable	Preamp	Aux	APos	TPos	Remark	Freq	Level	Line Margin	Level Factor	Loss Factor	Factor	Factor	Factor	Factor			MHz	dBuV/m	dBuV/m	dB	dBuV	dB/m	dB	dB	cm	deg	1	2402.00	97.81	-----	-----	84.92	27.08	8.46	32.68	10.03	400	105	PEAK
		Limit	Read	Ant	Cable	Preamp	Aux	APos	TPos	Remark																																																																																
Freq	Level	Line Margin	Level Factor	Loss Factor	Factor	Factor	Factor	Factor																																																																																		
	MHz	dBuV/m	dBuV/m	dB	dBuV	dB/m	dB	dB	cm	deg																																																																																
1	2377.99	51.39	74.00	-22.61	38.58	27.02	8.42	32.66	10.03	400	105	PEAK																																																																														
	Limit	Read	Ant	Cable	Preamp	Aux	APos	TPos	Remark																																																																																	
Freq	Level	Line Margin	Level Factor	Loss Factor	Factor	Factor	Factor	Factor																																																																																		
	MHz	dBuV/m	dBuV/m	dB	dBuV	dB/m	dB	dB	cm	deg																																																																																
1	2402.00	97.81	-----	-----	84.92	27.08	8.46	32.68	10.03	400	105	PEAK																																																																														
Avg	<div><p>Site : 03CH21-HY Condition: AVG_BE_54 3m DRH18-E_LE2C03A18EN_230712 VERTICAL : RBW:1000.000kHz VBW:2.700kHz SMT:Auto</p><table><thead><tr><th></th><th>Limit</th><th>Read</th><th>Ant</th><th>Cable</th><th>Preamp</th><th>Aux</th><th>APos</th><th>TPos</th><th>Remark</th></tr><tr><th>Freq</th><th>Level</th><th>Line Margin</th><th>Level Factor</th><th>Loss Factor</th><th>Factor</th><th>Factor</th><th>Factor</th><th>Factor</th><th></th></tr><tr><th></th><th>MHz</th><th>dBuV/m</th><th>dBuV/m</th><th>dB</th><th>dBuV</th><th>dB/m</th><th>dB</th><th>dB</th><th>cm</th><th>deg</th></tr></thead><tbody><tr><td>1</td><td>2377.90</td><td>44.60</td><td>54.00</td><td>-9.40</td><td>31.79</td><td>27.02</td><td>8.42</td><td>32.66</td><td>10.03</td><td>400</td><td>105</td><td>AVERAGE</td></tr></tbody></table></div>		Limit	Read	Ant	Cable	Preamp	Aux	APos	TPos	Remark	Freq	Level	Line Margin	Level Factor	Loss Factor	Factor	Factor	Factor	Factor			MHz	dBuV/m	dBuV/m	dB	dBuV	dB/m	dB	dB	cm	deg	1	2377.90	44.60	54.00	-9.40	31.79	27.02	8.42	32.66	10.03	400	105	AVERAGE	<div><p>Site : 03CH21-HY Condition: AVG_54 3m DRH18-E_LE2C03A18EN_230712 VERTICAL : RBW:1000.000kHz VBW:2.700kHz SMT:Auto</p><table><thead><tr><th></th><th>Limit</th><th>Read</th><th>Ant</th><th>Cable</th><th>Preamp</th><th>Aux</th><th>APos</th><th>TPos</th><th>Remark</th></tr><tr><th>Freq</th><th>Level</th><th>Line Margin</th><th>Level Factor</th><th>Loss Factor</th><th>Factor</th><th>Factor</th><th>Factor</th><th>Factor</th><th></th></tr><tr><th></th><th>MHz</th><th>dBuV/m</th><th>dBuV/m</th><th>dB</th><th>dBuV</th><th>dB/m</th><th>dB</th><th>dB</th><th>cm</th><th>deg</th></tr></thead><tbody><tr><td>1</td><td>2402.00</td><td>97.23</td><td>-----</td><td>-----</td><td>84.34</td><td>27.08</td><td>8.46</td><td>32.68</td><td>10.03</td><td>400</td><td>105</td><td>AVERAGE</td></tr></tbody></table></div>		Limit	Read	Ant	Cable	Preamp	Aux	APos	TPos	Remark	Freq	Level	Line Margin	Level Factor	Loss Factor	Factor	Factor	Factor	Factor			MHz	dBuV/m	dBuV/m	dB	dBuV	dB/m	dB	dB	cm	deg	1	2402.00	97.23	-----	-----	84.34	27.08	8.46	32.68	10.03	400	105	AVERAGE
	Limit	Read	Ant	Cable	Preamp	Aux	APos	TPos	Remark																																																																																	
Freq	Level	Line Margin	Level Factor	Loss Factor	Factor	Factor	Factor	Factor																																																																																		
	MHz	dBuV/m	dBuV/m	dB	dBuV	dB/m	dB	dB	cm	deg																																																																																
1	2377.90	44.60	54.00	-9.40	31.79	27.02	8.42	32.66	10.03	400	105	AVERAGE																																																																														
	Limit	Read	Ant	Cable	Preamp	Aux	APos	TPos	Remark																																																																																	
Freq	Level	Line Margin	Level Factor	Loss Factor	Factor	Factor	Factor	Factor																																																																																		
	MHz	dBuV/m	dBuV/m	dB	dBuV	dB/m	dB	dB	cm	deg																																																																																
1	2402.00	97.23	-----	-----	84.34	27.08	8.46	32.68	10.03	400	105	AVERAGE																																																																														

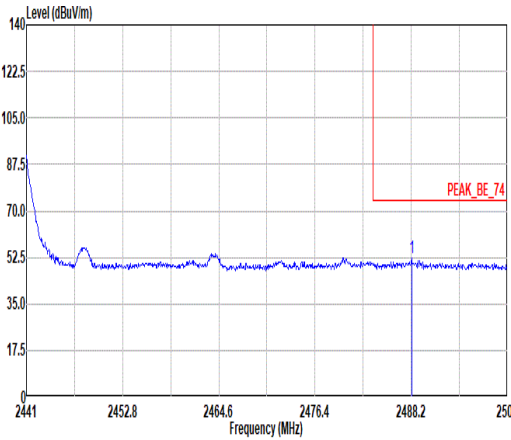
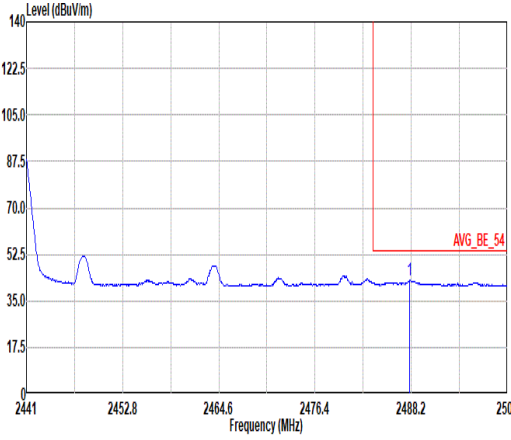


Mode	1																																																														
	Harmonic																																																														
	2400-2483.5_Bluetooth-LE_GFSK_CH00_2402MHz																																																														
ANT	1																																																														
Pol.	Horizontal						Vertical																																																								
Peak Avg																																																															
	Site : 03CH21-HY Condition: PEAK_74 3m DRH18-E_LE2C03A18EN_230712 HORIZONTAL						Site : 03CH21-HY Condition: PEAK_74 3m DRH18-E_LE2C03A18EN_230712 VERTICAL																																																								
<table><tr><th colspan="2"></th><th colspan="2">Limit</th><th colspan="2">Read</th><th>Ant</th><th>Cable</th><th>Preamp</th><th>Aux</th><th>APos</th><th>TPos</th><th rowspan="2">Remark</th></tr><tr><th>Freq</th><th>Level</th><th>Line</th><th>Margin</th><th>Level</th><th>Factor</th><th>Loss</th><th>Factor</th><th>Factor</th><th></th><th></th><th></th></tr><tr><th>MHz</th><th>dBuV/m</th><th>dBuV/m</th><th>dB</th><th>dBuV</th><th>dB/m</th><th>dB</th><th>dB</th><th>dB</th><th>dB</th><th>cm</th><th>deg</th><th></th></tr><tr><td>1</td><td>4804.00</td><td>46.35</td><td>74.00</td><td>-27.65</td><td>35.22</td><td>32.32</td><td>12.26</td><td>33.98</td><td>0.53</td><td>--</td><td>--</td><td>PEAK</td></tr></table>															Limit		Read		Ant	Cable	Preamp	Aux	APos	TPos	Remark	Freq	Level	Line	Margin	Level	Factor	Loss	Factor	Factor				MHz	dBuV/m	dBuV/m	dB	dBuV	dB/m	dB	dB	dB	dB	cm	deg		1	4804.00	46.35	74.00	-27.65	35.22	32.32	12.26	33.98	0.53	--	--	PEAK
		Limit		Read		Ant	Cable	Preamp	Aux	APos	TPos	Remark																																																			
Freq	Level	Line	Margin	Level	Factor	Loss	Factor	Factor																																																							
MHz	dBuV/m	dBuV/m	dB	dBuV	dB/m	dB	dB	dB	dB	cm	deg																																																				
1	4804.00	46.35	74.00	-27.65	35.22	32.32	12.26	33.98	0.53	--	--	PEAK																																																			
<table><tr><th colspan="2"></th><th colspan="2">Limit</th><th colspan="2">Read</th><th>Ant</th><th>Cable</th><th>Preamp</th><th>Aux</th><th>APos</th><th>TPos</th><th rowspan="2">Remark</th></tr><tr><th>Freq</th><th>Level</th><th>Line</th><th>Margin</th><th>Level</th><th>Factor</th><th>Loss</th><th>Factor</th><th>Factor</th><th></th><th></th><th></th></tr><tr><th>MHz</th><th>dBuV/m</th><th>dBuV/m</th><th>dB</th><th>dBuV</th><th>dB/m</th><th>dB</th><th>dB</th><th>dB</th><th>dB</th><th>cm</th><th>deg</th><th></th></tr><tr><td>1</td><td>4804.00</td><td>44.25</td><td>74.00</td><td>-29.75</td><td>33.12</td><td>32.32</td><td>12.26</td><td>33.98</td><td>0.53</td><td>--</td><td>--</td><td>PEAK</td></tr></table>															Limit		Read		Ant	Cable	Preamp	Aux	APos	TPos	Remark	Freq	Level	Line	Margin	Level	Factor	Loss	Factor	Factor				MHz	dBuV/m	dBuV/m	dB	dBuV	dB/m	dB	dB	dB	dB	cm	deg		1	4804.00	44.25	74.00	-29.75	33.12	32.32	12.26	33.98	0.53	--	--	PEAK
		Limit		Read		Ant	Cable	Preamp	Aux	APos	TPos	Remark																																																			
Freq	Level	Line	Margin	Level	Factor	Loss	Factor	Factor																																																							
MHz	dBuV/m	dBuV/m	dB	dBuV	dB/m	dB	dB	dB	dB	cm	deg																																																				
1	4804.00	44.25	74.00	-29.75	33.12	32.32	12.26	33.98	0.53	--	--	PEAK																																																			



		2																																																																																																	
Mode	Band Edge - L																																																																																																		
	2400-2483.5_Bluetooth-LE_GFSK_CH19_2440MHz																																																																																																		
ANT	1																																																																																																		
Pol.	Horizontal						Fundamental																																																																																												
Peak																																																																																																			
	Site : 03CH21-HY Condition: PEAK_BE_74 3m DRH18-E_LE2C03A18EN_230712 HORIZONTAL : RBW:1000.000kHz VBN:3000.000kHz SMT:Auto						Site : 03CH21-HY Condition: PEAK_74 3m DRH18-E_LE2C03A18EN_230712 HORIZONTAL : RBW:1000.000kHz VBN:3000.000kHz SMT:Auto																																																																																												
	<table><thead><tr><th></th><th>Limit</th><th>Read</th><th>Ant</th><th>Cable</th><th>Preamp</th><th>Aux</th><th>APos</th><th>TPos</th><th>Remark</th></tr><tr><th>Freq</th><th>Level</th><th>Line Margin</th><th>Level Factor</th><th>Loss Factor</th><th>Factor</th><th>Factor</th><th>Factor</th><th>Factor</th><th></th></tr><tr><th></th><th>MHz</th><th>dBuV/m</th><th>dBuV/m</th><th>dB</th><th>dB/m</th><th>dB</th><th>dB</th><th>dB</th><th>cm</th><th>deg</th></tr></thead><tbody><tr><td>1</td><td>2375.76</td><td>52.60</td><td>74.00</td><td>-21.40</td><td>39.77</td><td>27.04</td><td>8.42</td><td>32.66</td><td>10.03</td><td>59</td><td>PEAK</td></tr></tbody></table>							Limit	Read	Ant	Cable	Preamp	Aux	APos	TPos	Remark	Freq	Level	Line Margin	Level Factor	Loss Factor	Factor	Factor	Factor	Factor			MHz	dBuV/m	dBuV/m	dB	dB/m	dB	dB	dB	cm	deg	1	2375.76	52.60	74.00	-21.40	39.77	27.04	8.42	32.66	10.03	59	PEAK	<table><thead><tr><th></th><th>Limit</th><th>Read</th><th>Ant</th><th>Cable</th><th>Preamp</th><th>Aux</th><th>APos</th><th>TPos</th><th>Remark</th></tr><tr><th>Freq</th><th>Level</th><th>Line Margin</th><th>Level Factor</th><th>Loss Factor</th><th>Factor</th><th>Factor</th><th>Factor</th><th>Factor</th><th></th></tr><tr><th></th><th>MHz</th><th>dBuV/m</th><th>dBuV/m</th><th>dB</th><th>dB/m</th><th>dB</th><th>dB</th><th>dB</th><th>cm</th><th>deg</th></tr></thead><tbody><tr><td>1</td><td>2440.00</td><td>102.90</td><td>-----</td><td>-----</td><td>90.14</td><td>26.90</td><td>8.53</td><td>32.70</td><td>10.03</td><td>100</td><td>59</td><td>PEAK</td></tr></tbody></table>							Limit	Read	Ant	Cable	Preamp	Aux	APos	TPos	Remark	Freq	Level	Line Margin	Level Factor	Loss Factor	Factor	Factor	Factor	Factor			MHz	dBuV/m	dBuV/m	dB	dB/m	dB	dB	dB	cm	deg	1	2440.00	102.90	-----	-----	90.14	26.90	8.53	32.70	10.03	100	59	PEAK
	Limit	Read	Ant	Cable	Preamp	Aux	APos	TPos	Remark																																																																																										
Freq	Level	Line Margin	Level Factor	Loss Factor	Factor	Factor	Factor	Factor																																																																																											
	MHz	dBuV/m	dBuV/m	dB	dB/m	dB	dB	dB	cm	deg																																																																																									
1	2375.76	52.60	74.00	-21.40	39.77	27.04	8.42	32.66	10.03	59	PEAK																																																																																								
	Limit	Read	Ant	Cable	Preamp	Aux	APos	TPos	Remark																																																																																										
Freq	Level	Line Margin	Level Factor	Loss Factor	Factor	Factor	Factor	Factor																																																																																											
	MHz	dBuV/m	dBuV/m	dB	dB/m	dB	dB	dB	cm	deg																																																																																									
1	2440.00	102.90	-----	-----	90.14	26.90	8.53	32.70	10.03	100	59	PEAK																																																																																							
Avg																																																																																																			
	Site : 03CH21-HY Condition: AVG_BE_54 3m DRH18-E_LE2C03A18EN_230712 HORIZONTAL : RBW:1000.000kHz VBN:2.700kHz SMT:Auto						Site : 03CH21-HY Condition: AVG_54 3m DRH18-E_LE2C03A18EN_230712 HORIZONTAL : RBW:1000.000kHz VBN:2.700kHz SMT:Auto																																																																																												
	<table><thead><tr><th></th><th>Limit</th><th>Read</th><th>Ant</th><th>Cable</th><th>Preamp</th><th>Aux</th><th>APos</th><th>TPos</th><th>Remark</th></tr><tr><th>Freq</th><th>Level</th><th>Line Margin</th><th>Level Factor</th><th>Loss Factor</th><th>Factor</th><th>Factor</th><th>Factor</th><th>Factor</th><th></th></tr><tr><th></th><th>MHz</th><th>dBuV/m</th><th>dBuV/m</th><th>dB</th><th>dB/m</th><th>dB</th><th>dB</th><th>dB</th><th>cm</th><th>deg</th></tr></thead><tbody><tr><td>1</td><td>2376.02</td><td>44.80</td><td>54.00</td><td>-9.20</td><td>31.97</td><td>27.04</td><td>8.42</td><td>32.66</td><td>10.03</td><td>100</td><td>59</td><td>AVERAGE</td></tr></tbody></table>							Limit	Read	Ant	Cable	Preamp	Aux	APos	TPos	Remark	Freq	Level	Line Margin	Level Factor	Loss Factor	Factor	Factor	Factor	Factor			MHz	dBuV/m	dBuV/m	dB	dB/m	dB	dB	dB	cm	deg	1	2376.02	44.80	54.00	-9.20	31.97	27.04	8.42	32.66	10.03	100	59	AVERAGE	<table><thead><tr><th></th><th>Limit</th><th>Read</th><th>Ant</th><th>Cable</th><th>Preamp</th><th>Aux</th><th>APos</th><th>TPos</th><th>Remark</th></tr><tr><th>Freq</th><th>Level</th><th>Line Margin</th><th>Level Factor</th><th>Loss Factor</th><th>Factor</th><th>Factor</th><th>Factor</th><th>Factor</th><th></th></tr><tr><th></th><th>MHz</th><th>dBuV/m</th><th>dBuV/m</th><th>dB</th><th>dB/m</th><th>dB</th><th>dB</th><th>dB</th><th>cm</th><th>deg</th></tr></thead><tbody><tr><td>1</td><td>2440.00</td><td>102.35</td><td>-----</td><td>-----</td><td>89.59</td><td>26.90</td><td>8.53</td><td>32.70</td><td>10.03</td><td>100</td><td>59</td><td>AVERAGE</td></tr></tbody></table>							Limit	Read	Ant	Cable	Preamp	Aux	APos	TPos	Remark	Freq	Level	Line Margin	Level Factor	Loss Factor	Factor	Factor	Factor	Factor			MHz	dBuV/m	dBuV/m	dB	dB/m	dB	dB	dB	cm	deg	1	2440.00	102.35	-----	-----	89.59	26.90	8.53	32.70	10.03	100	59
	Limit	Read	Ant	Cable	Preamp	Aux	APos	TPos	Remark																																																																																										
Freq	Level	Line Margin	Level Factor	Loss Factor	Factor	Factor	Factor	Factor																																																																																											
	MHz	dBuV/m	dBuV/m	dB	dB/m	dB	dB	dB	cm	deg																																																																																									
1	2376.02	44.80	54.00	-9.20	31.97	27.04	8.42	32.66	10.03	100	59	AVERAGE																																																																																							
	Limit	Read	Ant	Cable	Preamp	Aux	APos	TPos	Remark																																																																																										
Freq	Level	Line Margin	Level Factor	Loss Factor	Factor	Factor	Factor	Factor																																																																																											
	MHz	dBuV/m	dBuV/m	dB	dB/m	dB	dB	dB	cm	deg																																																																																									
1	2440.00	102.35	-----	-----	89.59	26.90	8.53	32.70	10.03	100	59	AVERAGE																																																																																							

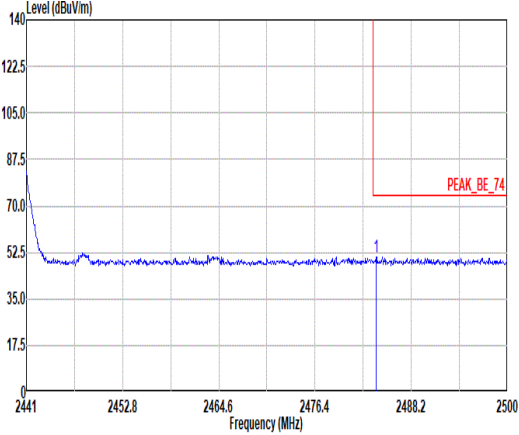
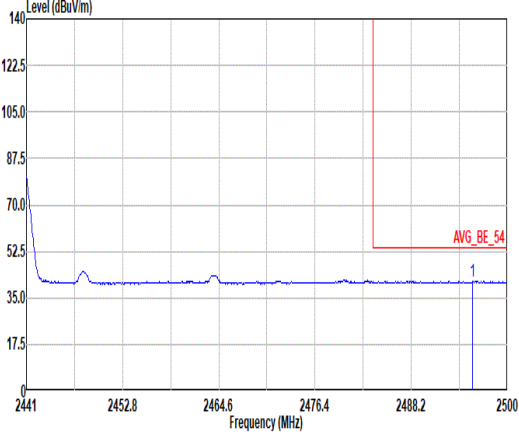


Mode	2																																											
	Band Edge - R																																											
	2400-2483.5_Bluetooth-LE_GFSK_CH19_2440MHz																																											
ANT	1																																											
Pol.	Horizontal	Fundamental																																										
Peak	<div><p>Site : 03CH21-HY Condition: PEAK_BE_74 3m DRH18-E_LE2C03A18EN_230712 HORIZONTAL : RBW:1000.000kHz VBW:3000.000kHz SMT:Auto</p><table><tr><th></th><th>Limit</th><th>Read</th><th>Ant</th><th>Cable</th><th>Preamp</th><th>Aux</th><th>APos</th><th>TPos</th><th></th></tr><tr><th>Freq</th><th>Level</th><th>Line</th><th>Margin</th><th>Level</th><th>Factor</th><th>Loss</th><th>Factor</th><th>Factor</th><th>Remark</th></tr><tr><th></th><th>MHz</th><th>dBuV/m</th><th>dBuV/m</th><th>dB</th><th>dBuV</th><th>dB/m</th><th>dB</th><th>dB</th><th>cm</th><th>deg</th></tr><tr><td>1</td><td>2488.26</td><td>52.47</td><td>74.00</td><td>-21.53</td><td>39.65</td><td>26.90</td><td>8.62</td><td>32.73</td><td>10.03</td><td>59 PEAK</td></tr></table></div>		Limit	Read	Ant	Cable	Preamp	Aux	APos	TPos		Freq	Level	Line	Margin	Level	Factor	Loss	Factor	Factor	Remark		MHz	dBuV/m	dBuV/m	dB	dBuV	dB/m	dB	dB	cm	deg	1	2488.26	52.47	74.00	-21.53	39.65	26.90	8.62	32.73	10.03	59 PEAK	Blank
	Limit	Read	Ant	Cable	Preamp	Aux	APos	TPos																																				
Freq	Level	Line	Margin	Level	Factor	Loss	Factor	Factor	Remark																																			
	MHz	dBuV/m	dBuV/m	dB	dBuV	dB/m	dB	dB	cm	deg																																		
1	2488.26	52.47	74.00	-21.53	39.65	26.90	8.62	32.73	10.03	59 PEAK																																		
Avg	<div><p>Site : 03CH21-HY Condition: AVG_BE_54 3m DRH18-E_LE2C03A18EN_230712 HORIZONTAL : RBW:1000.000kHz VBW:2.700kHz SMT:Auto</p><table><tr><th></th><th>Limit</th><th>Read</th><th>Ant</th><th>Cable</th><th>Preamp</th><th>Aux</th><th>APos</th><th>TPos</th><th></th></tr><tr><th>Freq</th><th>Level</th><th>Line</th><th>Margin</th><th>Level</th><th>Factor</th><th>Loss</th><th>Factor</th><th>Factor</th><th>Remark</th></tr><tr><th></th><th>MHz</th><th>dBuV/m</th><th>dBuV/m</th><th>dB</th><th>dBuV</th><th>dB/m</th><th>dB</th><th>dB</th><th>cm</th><th>deg</th></tr><tr><td>1</td><td>2488.02</td><td>42.76</td><td>54.00</td><td>-11.24</td><td>29.94</td><td>26.90</td><td>8.62</td><td>32.73</td><td>10.03</td><td>59 AVERAGE</td></tr></table></div>		Limit	Read	Ant	Cable	Preamp	Aux	APos	TPos		Freq	Level	Line	Margin	Level	Factor	Loss	Factor	Factor	Remark		MHz	dBuV/m	dBuV/m	dB	dBuV	dB/m	dB	dB	cm	deg	1	2488.02	42.76	54.00	-11.24	29.94	26.90	8.62	32.73	10.03	59 AVERAGE	Blank
	Limit	Read	Ant	Cable	Preamp	Aux	APos	TPos																																				
Freq	Level	Line	Margin	Level	Factor	Loss	Factor	Factor	Remark																																			
	MHz	dBuV/m	dBuV/m	dB	dBuV	dB/m	dB	dB	cm	deg																																		
1	2488.02	42.76	54.00	-11.24	29.94	26.90	8.62	32.73	10.03	59 AVERAGE																																		

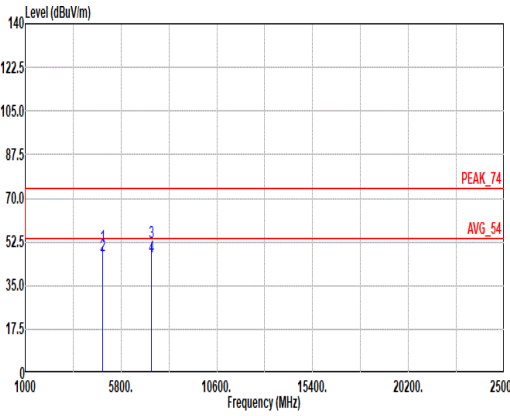
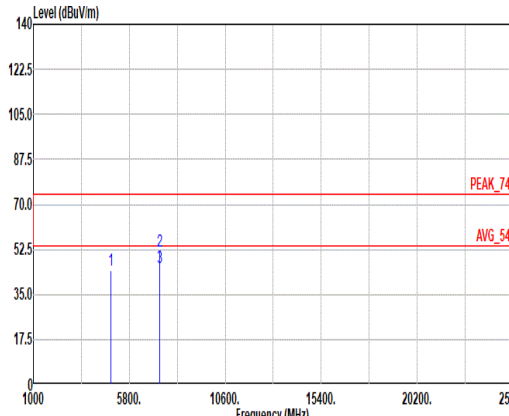


Mode	2																																																																																							
	Band Edge - L																																																																																							
	2400-2483.5_Bluetooth-LE_GFSK_CH19_2440MHz																																																																																							
ANT	1																																																																																							
Pol.	Vertical	Fundamental																																																																																						
Peak	<div><p>Site : 03CH21-HY Condition: PEAK_BE_74 3m DRH18-E_LE2C03A18EN_230712 VERTICAL : RBW:1000.000kHz VBN:3000.000kHz SMT:Auto</p><table><tr><th></th><th>Limit</th><th>Read</th><th>Ant</th><th>Cable</th><th>Preamp</th><th>Aux</th><th>APos</th><th>TPos</th><th>Remark</th></tr><tr><th>Freq</th><th>Level</th><th>Line Margin</th><th>Level Factor</th><th>Loss Factor</th><th>Factor</th><th>Factor</th><th></th><th></th><th></th></tr><tr><th></th><th>MHz</th><th>dBuV/m</th><th>dBuV/m</th><th>dB</th><th>dBuV</th><th>dB/m</th><th>dB</th><th>cm</th><th>deg</th></tr><tr><td>1</td><td>2389.78</td><td>51.17</td><td>74.00</td><td>-22.83</td><td>38.37</td><td>27.00</td><td>8.44</td><td>32.67</td><td>10.03</td><td>398</td><td>118</td><td>PEAK</td></tr></table></div>		Limit	Read	Ant	Cable	Preamp	Aux	APos	TPos	Remark	Freq	Level	Line Margin	Level Factor	Loss Factor	Factor	Factor					MHz	dBuV/m	dBuV/m	dB	dBuV	dB/m	dB	cm	deg	1	2389.78	51.17	74.00	-22.83	38.37	27.00	8.44	32.67	10.03	398	118	PEAK	<div><p>Site : 03CH21-HY Condition: PEAK_74 3m DRH18-E_LE2C03A18EN_230712 VERTICAL : RBW:1000.000kHz VBN:3000.000kHz SMT:Auto</p><table><tr><th></th><th>Limit</th><th>Read</th><th>Ant</th><th>Cable</th><th>Preamp</th><th>Aux</th><th>APos</th><th>TPos</th><th>Remark</th></tr><tr><th>Freq</th><th>Level</th><th>Line Margin</th><th>Level Factor</th><th>Loss Factor</th><th>Factor</th><th>Factor</th><th></th><th></th><th></th></tr><tr><th></th><th>MHz</th><th>dBuV/m</th><th>dBuV/m</th><th>dB</th><th>dBuV</th><th>dB/m</th><th>dB</th><th>cm</th><th>deg</th></tr><tr><td>1</td><td>2440.00</td><td>95.22</td><td>-----</td><td>-----</td><td>82.46</td><td>26.90</td><td>8.53</td><td>32.70</td><td>10.03</td><td>398</td><td>118</td><td>PEAK</td></tr></table></div>		Limit	Read	Ant	Cable	Preamp	Aux	APos	TPos	Remark	Freq	Level	Line Margin	Level Factor	Loss Factor	Factor	Factor					MHz	dBuV/m	dBuV/m	dB	dBuV	dB/m	dB	cm	deg	1	2440.00	95.22	-----	-----	82.46	26.90	8.53	32.70	10.03	398	118	PEAK
		Limit	Read	Ant	Cable	Preamp	Aux	APos	TPos	Remark																																																																														
Freq	Level	Line Margin	Level Factor	Loss Factor	Factor	Factor																																																																																		
	MHz	dBuV/m	dBuV/m	dB	dBuV	dB/m	dB	cm	deg																																																																															
1	2389.78	51.17	74.00	-22.83	38.37	27.00	8.44	32.67	10.03	398	118	PEAK																																																																												
	Limit	Read	Ant	Cable	Preamp	Aux	APos	TPos	Remark																																																																															
Freq	Level	Line Margin	Level Factor	Loss Factor	Factor	Factor																																																																																		
	MHz	dBuV/m	dBuV/m	dB	dBuV	dB/m	dB	cm	deg																																																																															
1	2440.00	95.22	-----	-----	82.46	26.90	8.53	32.70	10.03	398	118	PEAK																																																																												
Avg	<div><p>Site : 03CH21-HY Condition: AVG_BE_54 3m DRH18-E_LE2C03A18EN_230712 VERTICAL : RBW:1000.000kHz VBN:2.700kHz SMT:Auto</p><table><tr><th></th><th>Limit</th><th>Read</th><th>Ant</th><th>Cable</th><th>Preamp</th><th>Aux</th><th>APos</th><th>TPos</th><th>Remark</th></tr><tr><th>Freq</th><th>Level</th><th>Line Margin</th><th>Level Factor</th><th>Loss Factor</th><th>Factor</th><th>Factor</th><th></th><th></th><th></th></tr><tr><th></th><th>MHz</th><th>dBuV/m</th><th>dBuV/m</th><th>dB</th><th>dBuV</th><th>dB/m</th><th>dB</th><th>cm</th><th>deg</th></tr><tr><td>1</td><td>2375.89</td><td>42.28</td><td>54.00</td><td>-11.72</td><td>29.45</td><td>27.04</td><td>8.42</td><td>32.66</td><td>10.03</td><td>398</td><td>118</td><td>AVERAGE</td></tr></table></div>		Limit	Read	Ant	Cable	Preamp	Aux	APos	TPos	Remark	Freq	Level	Line Margin	Level Factor	Loss Factor	Factor	Factor					MHz	dBuV/m	dBuV/m	dB	dBuV	dB/m	dB	cm	deg	1	2375.89	42.28	54.00	-11.72	29.45	27.04	8.42	32.66	10.03	398	118	AVERAGE	<div><p>Site : 03CH21-HY Condition: AVG_54 3m DRH18-E_LE2C03A18EN_230712 VERTICAL : RBW:1000.000kHz VBN:2.700kHz SMT:Auto</p><table><tr><th></th><th>Limit</th><th>Read</th><th>Ant</th><th>Cable</th><th>Preamp</th><th>Aux</th><th>APos</th><th>TPos</th><th>Remark</th></tr><tr><th>Freq</th><th>Level</th><th>Line Margin</th><th>Level Factor</th><th>Loss Factor</th><th>Factor</th><th>Factor</th><th></th><th></th><th></th></tr><tr><th></th><th>MHz</th><th>dBuV/m</th><th>dBuV/m</th><th>dB</th><th>dBuV</th><th>dB/m</th><th>dB</th><th>cm</th><th>deg</th></tr><tr><td>1</td><td>2440.00</td><td>94.63</td><td>-----</td><td>-----</td><td>81.87</td><td>26.90</td><td>8.53</td><td>32.70</td><td>10.03</td><td>398</td><td>118</td><td>AVERAGE</td></tr></table></div>		Limit	Read	Ant	Cable	Preamp	Aux	APos	TPos	Remark	Freq	Level	Line Margin	Level Factor	Loss Factor	Factor	Factor					MHz	dBuV/m	dBuV/m	dB	dBuV	dB/m	dB	cm	deg	1	2440.00	94.63	-----	-----	81.87	26.90	8.53	32.70	10.03	398	118	AVERAGE
	Limit	Read	Ant	Cable	Preamp	Aux	APos	TPos	Remark																																																																															
Freq	Level	Line Margin	Level Factor	Loss Factor	Factor	Factor																																																																																		
	MHz	dBuV/m	dBuV/m	dB	dBuV	dB/m	dB	cm	deg																																																																															
1	2375.89	42.28	54.00	-11.72	29.45	27.04	8.42	32.66	10.03	398	118	AVERAGE																																																																												
	Limit	Read	Ant	Cable	Preamp	Aux	APos	TPos	Remark																																																																															
Freq	Level	Line Margin	Level Factor	Loss Factor	Factor	Factor																																																																																		
	MHz	dBuV/m	dBuV/m	dB	dBuV	dB/m	dB	cm	deg																																																																															
1	2440.00	94.63	-----	-----	81.87	26.90	8.53	32.70	10.03	398	118	AVERAGE																																																																												

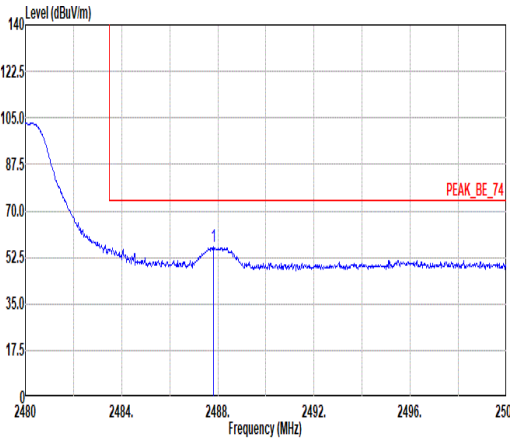
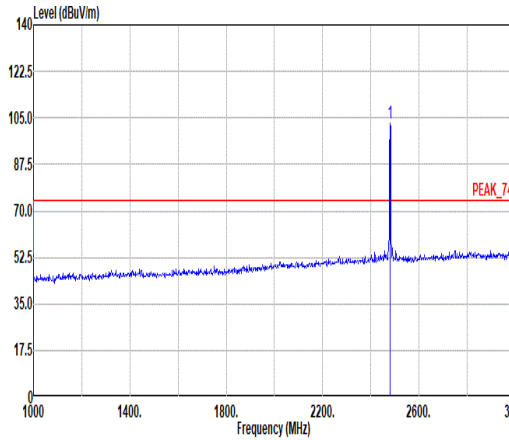
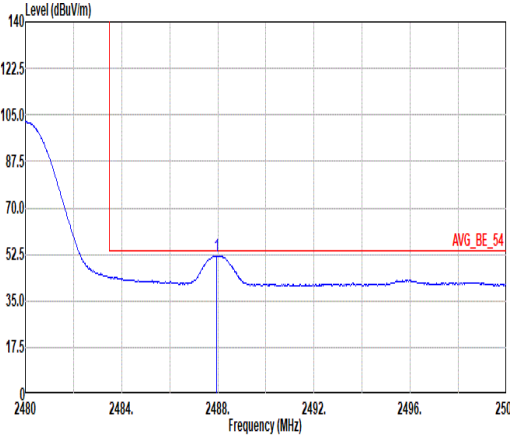
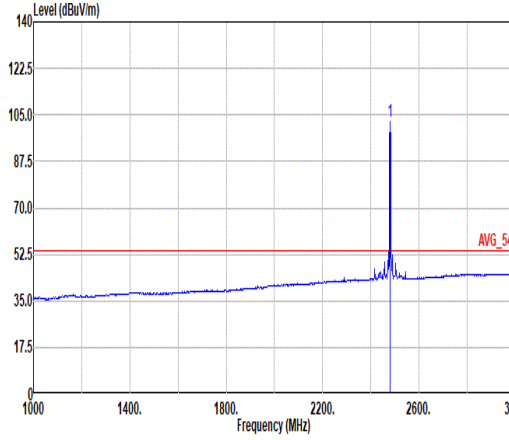


Mode	2																																													
	Band Edge - R																																													
	2400-2483.5_Bluetooth-LE_GFSK_CH19_2440MHz																																													
ANT	1																																													
Pol.	Vertical	Fundamental																																												
Peak	<div><p>Site : 03CH21-HY Condition: PEAK_BE_74 3m DRH18-E_LE2C03A18EN_230712 VERTICAL : RBW:1000.000kHz VBW:3000.000kHz SMT:Auto</p><table><tr><th></th><th>Limit</th><th>Read</th><th>Ant</th><th>Cable</th><th>Preamp</th><th>Aux</th><th>APos</th><th>TPos</th><th></th></tr><tr><th>Freq</th><th>Level</th><th>Line</th><th>Margin</th><th>Level</th><th>Factor</th><th>Loss</th><th>Factor</th><th>Factor</th><th>Remark</th></tr><tr><th></th><th>MHz</th><th>dBuV/m</th><th>dBuV/m</th><th>dB</th><th>dBuV</th><th>dB/m</th><th>dB</th><th>dB</th><th>cm</th><th>deg</th></tr><tr><td>1</td><td>2483.89</td><td>50.86</td><td>74.00</td><td>-23.14</td><td>38.05</td><td>26.90</td><td>8.61</td><td>32.73</td><td>10.03</td><td>398</td><td>118</td><td>PEAK</td></tr></table></div>		Limit	Read	Ant	Cable	Preamp	Aux	APos	TPos		Freq	Level	Line	Margin	Level	Factor	Loss	Factor	Factor	Remark		MHz	dBuV/m	dBuV/m	dB	dBuV	dB/m	dB	dB	cm	deg	1	2483.89	50.86	74.00	-23.14	38.05	26.90	8.61	32.73	10.03	398	118	PEAK	Blank
	Limit	Read	Ant	Cable	Preamp	Aux	APos	TPos																																						
Freq	Level	Line	Margin	Level	Factor	Loss	Factor	Factor	Remark																																					
	MHz	dBuV/m	dBuV/m	dB	dBuV	dB/m	dB	dB	cm	deg																																				
1	2483.89	50.86	74.00	-23.14	38.05	26.90	8.61	32.73	10.03	398	118	PEAK																																		
Avg	<div><p>Site : 03CH21-HY Condition: AVG_BE_54 3m DRH18-E_LE2C03A18EN_230712 VERTICAL : RBW:1000.000kHz VBW:2.700kHz SMT:Auto</p><table><tr><th></th><th>Limit</th><th>Read</th><th>Ant</th><th>Cable</th><th>Preamp</th><th>Aux</th><th>APos</th><th>TPos</th><th></th></tr><tr><th>Freq</th><th>Level</th><th>Line</th><th>Margin</th><th>Level</th><th>Factor</th><th>Loss</th><th>Factor</th><th>Factor</th><th>Remark</th></tr><tr><th></th><th>MHz</th><th>dBuV/m</th><th>dBuV/m</th><th>dB</th><th>dBuV</th><th>dB/m</th><th>dB</th><th>dB</th><th>cm</th><th>deg</th></tr><tr><td>1</td><td>2495.75</td><td>41.31</td><td>54.00</td><td>-12.69</td><td>28.49</td><td>26.90</td><td>8.63</td><td>32.74</td><td>10.03</td><td>398</td><td>118</td><td>AVERAGE</td></tr></table></div>		Limit	Read	Ant	Cable	Preamp	Aux	APos	TPos		Freq	Level	Line	Margin	Level	Factor	Loss	Factor	Factor	Remark		MHz	dBuV/m	dBuV/m	dB	dBuV	dB/m	dB	dB	cm	deg	1	2495.75	41.31	54.00	-12.69	28.49	26.90	8.63	32.74	10.03	398	118	AVERAGE	Blank
	Limit	Read	Ant	Cable	Preamp	Aux	APos	TPos																																						
Freq	Level	Line	Margin	Level	Factor	Loss	Factor	Factor	Remark																																					
	MHz	dBuV/m	dBuV/m	dB	dBuV	dB/m	dB	dB	cm	deg																																				
1	2495.75	41.31	54.00	-12.69	28.49	26.90	8.63	32.74	10.03	398	118	AVERAGE																																		

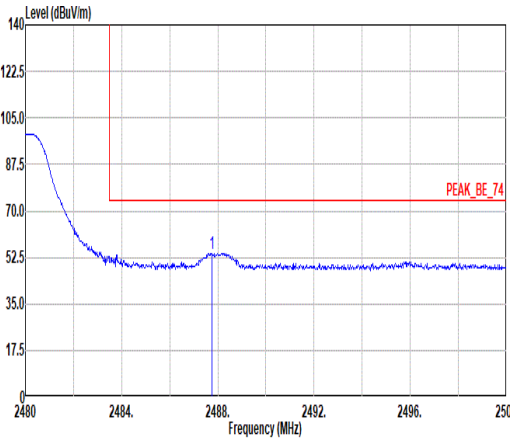
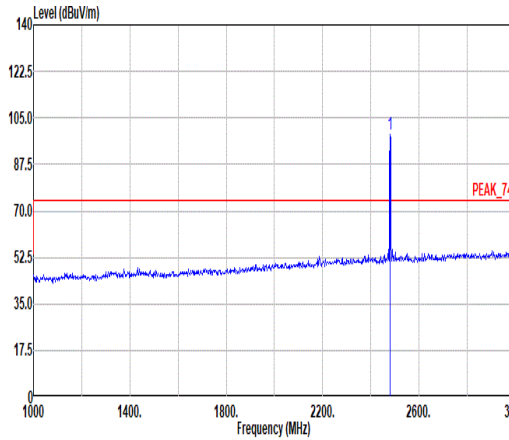
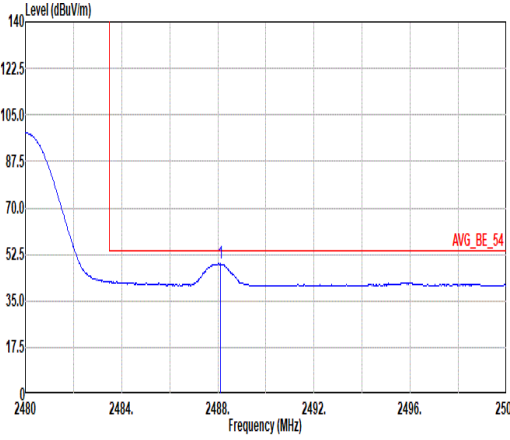
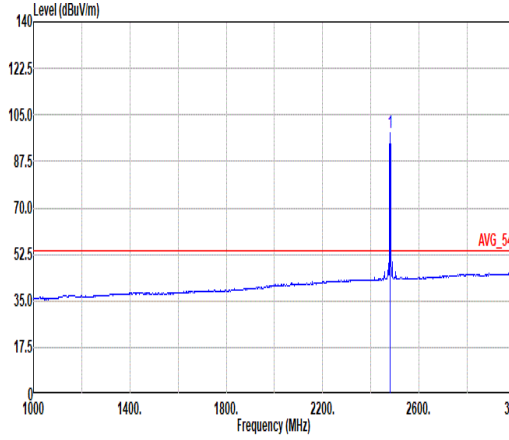


Mode	2												
	Harmonic												
	2400-2483.5_Bluetooth-LE_GFSK_CH19_2440MHz												
ANT	1												
Pol.	Horizontal						Vertical						
Peak Avg													
	Site : 03CH21-HY Condition: PEAK_74 3m DRH18-E_LE2C03A18EN_230712 HORIZONTAL						Site : 03CH21-HY Condition: PEAK_74 3m DRH18-E_LE2C03A18EN_230712 VERTICAL						
	Freq	Level	Limit	Line	Margin	Read	Ant	Cable	Preamp	Aux	APos	TPos	Remark
	MHz	dBuV/m	dBuV/m	dB	dBuV	dB/m	dB	dB	dB	dB	cm	deg	
1	4880.00	50.91	74.00	-23.09	39.58	32.56	12.26	33.97	0.48	107	307	PEAK	
2	4880.00	46.78	54.00	-7.22	35.45	32.56	12.26	33.97	0.48	107	307	AVERAGE	
3	7320.00	52.18	74.00	-21.82	36.04	37.00	15.12	36.42	0.44	137	246	PEAK	
4	7320.00	46.35	54.00	-7.65	30.21	37.00	15.12	36.42	0.44	137	246	AVERAGE	
	Freq	Level	Limit	Line	Margin	Read	Ant	Cable	Preamp	Aux	APos	TPos	Remark
	MHz	dBuV/m	dBuV/m	dB	dBuV	dB/m	dB	dB	dB	dB	cm	deg	
1	4880.00	44.60	74.00	-29.40	33.27	32.56	12.26	33.97	0.48	--	--	PEAK	
2	7320.00	51.68	74.00	-22.32	35.54	37.00	15.12	36.42	0.44	381	68	PEAK	
3	7320.00	45.30	54.00	-8.70	29.16	37.00	15.12	36.42	0.44	381	68	AVERAGE	

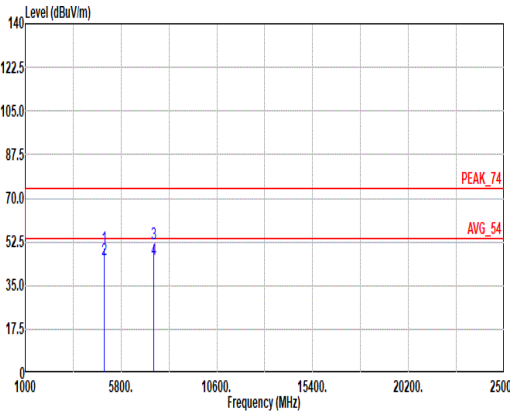
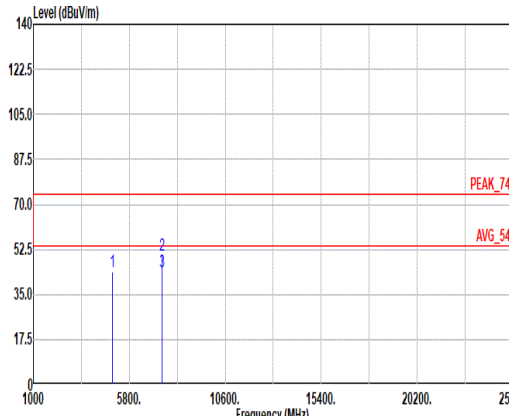


		3																																																																																																
Mode	Band Edge																																																																																																	
	2400-2483.5_Bluetooth-LE_GFSK_CH39_2480MHz																																																																																																	
ANT	1																																																																																																	
Pol.	Horizontal						Fundamental																																																																																											
Peak																																																																																																		
	Site : 03CH21-HY Condition: PEAK_BE_74 3m DRH18-E_LE2C03A18EN_230712 HORIZONTAL : RBW:1000.000kHz VBW:3000.000kHz SMT:Auto						Site : 03CH21-HY Condition: PEAK_74 3m DRH18-E_LE2C03A18EN_230712 HORIZONTAL : RBW:1000.000kHz VBW:3000.000kHz SMT:Auto																																																																																											
<table><thead><tr><th></th><th>Limit</th><th>Read</th><th>Ant</th><th>Cable</th><th>Preamp</th><th>Aux</th><th>APos</th><th>TPos</th><th colspan="2"></th></tr><tr><th>Freq</th><th>Level</th><th>Line Margin</th><th>Level Factor</th><th>Loss Factor</th><th>Factor</th><th>Factor</th><th></th><th></th><th>Remark</th><th></th></tr><tr><th></th><th>MHz</th><th>dBuV/m</th><th>dBuV/m</th><th>dB</th><th>dBuV</th><th>dB/m</th><th>dB</th><th>dB</th><th>cm</th><th>deg</th></tr></thead><tbody><tr><td>1</td><td>2487.82</td><td>56.37</td><td>74.00</td><td>-17.63</td><td>43.55</td><td>26.90</td><td>8.62</td><td>32.73</td><td>10.03</td><td>124 55 PEAK</td></tr></tbody></table>							Limit	Read	Ant	Cable	Preamp	Aux	APos	TPos			Freq	Level	Line Margin	Level Factor	Loss Factor	Factor	Factor			Remark			MHz	dBuV/m	dBuV/m	dB	dBuV	dB/m	dB	dB	cm	deg	1	2487.82	56.37	74.00	-17.63	43.55	26.90	8.62	32.73	10.03	124 55 PEAK	<table><thead><tr><th></th><th>Limit</th><th>Read</th><th>Ant</th><th>Cable</th><th>Preamp</th><th>Aux</th><th>APos</th><th>TPos</th><th colspan="2"></th></tr><tr><th>Freq</th><th>Level</th><th>Line Margin</th><th>Level Factor</th><th>Loss Factor</th><th>Factor</th><th>Factor</th><th></th><th></th><th>Remark</th><th></th></tr><tr><th></th><th>MHz</th><th>dBuV/m</th><th>dBuV/m</th><th>dB</th><th>dBuV</th><th>dB/m</th><th>dB</th><th>dB</th><th>cm</th><th>deg</th></tr></thead><tbody><tr><td>1</td><td>2480.00</td><td>103.10</td><td>-----</td><td>-----</td><td>90.30</td><td>26.90</td><td>8.60</td><td>32.73</td><td>10.03</td><td>124 55 PEAK</td></tr></tbody></table>						Limit	Read	Ant	Cable	Preamp	Aux	APos	TPos			Freq	Level	Line Margin	Level Factor	Loss Factor	Factor	Factor			Remark			MHz	dBuV/m	dBuV/m	dB	dBuV	dB/m	dB	dB	cm	deg	1	2480.00	103.10	-----	-----	90.30	26.90	8.60	32.73	10.03	124 55 PEAK
	Limit	Read	Ant	Cable	Preamp	Aux	APos	TPos																																																																																										
Freq	Level	Line Margin	Level Factor	Loss Factor	Factor	Factor			Remark																																																																																									
	MHz	dBuV/m	dBuV/m	dB	dBuV	dB/m	dB	dB	cm	deg																																																																																								
1	2487.82	56.37	74.00	-17.63	43.55	26.90	8.62	32.73	10.03	124 55 PEAK																																																																																								
	Limit	Read	Ant	Cable	Preamp	Aux	APos	TPos																																																																																										
Freq	Level	Line Margin	Level Factor	Loss Factor	Factor	Factor			Remark																																																																																									
	MHz	dBuV/m	dBuV/m	dB	dBuV	dB/m	dB	dB	cm	deg																																																																																								
1	2480.00	103.10	-----	-----	90.30	26.90	8.60	32.73	10.03	124 55 PEAK																																																																																								
Avg																																																																																																		
	Site : 03CH21-HY Condition: AVG_BE_54 3m DRH18-E_LE2C03A18EN_230712 HORIZONTAL : RBW:1000.000kHz VBW:2.700kHz SMT:Auto						Site : 03CH21-HY Condition: AVG_54 3m DRH18-E_LE2C03A18EN_230712 HORIZONTAL : RBW:1000.000kHz VBW:2.700kHz SMT:Auto																																																																																											
<table><thead><tr><th></th><th>Limit</th><th>Read</th><th>Ant</th><th>Cable</th><th>Preamp</th><th>Aux</th><th>APos</th><th>TPos</th><th colspan="2"></th></tr><tr><th>Freq</th><th>Level</th><th>Line Margin</th><th>Level Factor</th><th>Loss Factor</th><th>Factor</th><th>Factor</th><th></th><th></th><th>Remark</th><th></th></tr><tr><th></th><th>MHz</th><th>dBuV/m</th><th>dBuV/m</th><th>dB</th><th>dBuV</th><th>dB/m</th><th>dB</th><th>dB</th><th>cm</th><th>deg</th></tr></thead><tbody><tr><td>1</td><td>2487.96</td><td>52.00</td><td>54.00</td><td>-2.00</td><td>39.18</td><td>26.90</td><td>8.62</td><td>32.73</td><td>10.03</td><td>124 55 AVERAGE</td></tr></tbody></table>							Limit	Read	Ant	Cable	Preamp	Aux	APos	TPos			Freq	Level	Line Margin	Level Factor	Loss Factor	Factor	Factor			Remark			MHz	dBuV/m	dBuV/m	dB	dBuV	dB/m	dB	dB	cm	deg	1	2487.96	52.00	54.00	-2.00	39.18	26.90	8.62	32.73	10.03	124 55 AVERAGE	<table><thead><tr><th></th><th>Limit</th><th>Read</th><th>Ant</th><th>Cable</th><th>Preamp</th><th>Aux</th><th>APos</th><th>TPos</th><th colspan="2"></th></tr><tr><th>Freq</th><th>Level</th><th>Line Margin</th><th>Level Factor</th><th>Loss Factor</th><th>Factor</th><th>Factor</th><th></th><th></th><th>Remark</th><th></th></tr><tr><th></th><th>MHz</th><th>dBuV/m</th><th>dBuV/m</th><th>dB</th><th>dBuV</th><th>dB/m</th><th>dB</th><th>dB</th><th>cm</th><th>deg</th></tr></thead><tbody><tr><td>1</td><td>2480.00</td><td>102.57</td><td>-----</td><td>-----</td><td>89.77</td><td>26.90</td><td>8.60</td><td>32.73</td><td>10.03</td><td>124 55 AVERAGE</td></tr></tbody></table>						Limit	Read	Ant	Cable	Preamp	Aux	APos	TPos			Freq	Level	Line Margin	Level Factor	Loss Factor	Factor	Factor			Remark			MHz	dBuV/m	dBuV/m	dB	dBuV	dB/m	dB	dB	cm	deg	1	2480.00	102.57	-----	-----	89.77	26.90	8.60	32.73	10.03	124 55 AVERAGE
	Limit	Read	Ant	Cable	Preamp	Aux	APos	TPos																																																																																										
Freq	Level	Line Margin	Level Factor	Loss Factor	Factor	Factor			Remark																																																																																									
	MHz	dBuV/m	dBuV/m	dB	dBuV	dB/m	dB	dB	cm	deg																																																																																								
1	2487.96	52.00	54.00	-2.00	39.18	26.90	8.62	32.73	10.03	124 55 AVERAGE																																																																																								
	Limit	Read	Ant	Cable	Preamp	Aux	APos	TPos																																																																																										
Freq	Level	Line Margin	Level Factor	Loss Factor	Factor	Factor			Remark																																																																																									
	MHz	dBuV/m	dBuV/m	dB	dBuV	dB/m	dB	dB	cm	deg																																																																																								
1	2480.00	102.57	-----	-----	89.77	26.90	8.60	32.73	10.03	124 55 AVERAGE																																																																																								

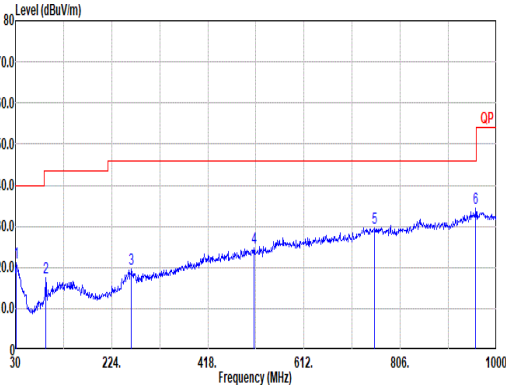
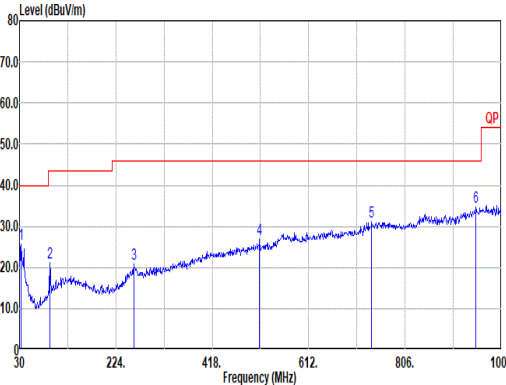


		3																																																																																																	
Mode	Band Edge																																																																																																		
	2400-2483.5_Bluetooth-LE_GFSK_CH39_2480MHz																																																																																																		
ANT	1																																																																																																		
Pol.	Vertical						Fundamental																																																																																												
Peak																																																																																																			
	Site : 03CH21-HY Condition: PEAK_BE_74 3m DRH18-E_LE2C03A18EN_230712 VERTICAL : RBW:1000.000kHz VBW:3000.000kHz SMT:Auto						Site : 03CH21-HY Condition: PEAK_74 3m DRH18-E_LE2C03A18EN_230712 VERTICAL : RBW:1000.000kHz VBW:3000.000kHz SMT:Auto																																																																																												
	<table><thead><tr><th></th><th>Limit</th><th>Read</th><th>Ant</th><th>Cable</th><th>Preamp</th><th>Aux</th><th>APos</th><th>TPos</th><th></th></tr><tr><th>Freq</th><th>Level</th><th>Line Margin</th><th>Level Factor</th><th>Loss Factor</th><th>Factor</th><th>Factor</th><th></th><th></th><th>Remark</th></tr><tr><th></th><th>MHz</th><th>dBuV/m</th><th>dBuV/m</th><th>dB</th><th>dBuV</th><th>dB/m</th><th>dB</th><th>dB</th><th>cm</th><th>deg</th></tr></thead><tbody><tr><td>1</td><td>2487.76</td><td>54.08</td><td>74.00</td><td>-19.92</td><td>41.26</td><td>26.90</td><td>8.62</td><td>32.73</td><td>10.03</td><td>366</td><td>110</td><td>PEAK</td></tr></tbody></table>							Limit	Read	Ant	Cable	Preamp	Aux	APos	TPos		Freq	Level	Line Margin	Level Factor	Loss Factor	Factor	Factor			Remark		MHz	dBuV/m	dBuV/m	dB	dBuV	dB/m	dB	dB	cm	deg	1	2487.76	54.08	74.00	-19.92	41.26	26.90	8.62	32.73	10.03	366	110	PEAK	<table><thead><tr><th></th><th>Limit</th><th>Read</th><th>Ant</th><th>Cable</th><th>Preamp</th><th>Aux</th><th>APos</th><th>TPos</th><th></th></tr><tr><th>Freq</th><th>Level</th><th>Line Margin</th><th>Level Factor</th><th>Loss Factor</th><th>Factor</th><th>Factor</th><th></th><th></th><th>Remark</th></tr><tr><th></th><th>MHz</th><th>dBuV/m</th><th>dBuV/m</th><th>dB</th><th>dBuV</th><th>dB/m</th><th>dB</th><th>dB</th><th>cm</th><th>deg</th></tr></thead><tbody><tr><td>1</td><td>2488.00</td><td>98.94</td><td>-----</td><td>-----</td><td>86.14</td><td>26.90</td><td>8.60</td><td>32.73</td><td>10.03</td><td>366</td><td>110</td><td>PEAK</td></tr></tbody></table>							Limit	Read	Ant	Cable	Preamp	Aux	APos	TPos		Freq	Level	Line Margin	Level Factor	Loss Factor	Factor	Factor			Remark		MHz	dBuV/m	dBuV/m	dB	dBuV	dB/m	dB	dB	cm	deg	1	2488.00	98.94	-----	-----	86.14	26.90	8.60	32.73	10.03	366	110
	Limit	Read	Ant	Cable	Preamp	Aux	APos	TPos																																																																																											
Freq	Level	Line Margin	Level Factor	Loss Factor	Factor	Factor			Remark																																																																																										
	MHz	dBuV/m	dBuV/m	dB	dBuV	dB/m	dB	dB	cm	deg																																																																																									
1	2487.76	54.08	74.00	-19.92	41.26	26.90	8.62	32.73	10.03	366	110	PEAK																																																																																							
	Limit	Read	Ant	Cable	Preamp	Aux	APos	TPos																																																																																											
Freq	Level	Line Margin	Level Factor	Loss Factor	Factor	Factor			Remark																																																																																										
	MHz	dBuV/m	dBuV/m	dB	dBuV	dB/m	dB	dB	cm	deg																																																																																									
1	2488.00	98.94	-----	-----	86.14	26.90	8.60	32.73	10.03	366	110	PEAK																																																																																							
Avg																																																																																																			
	Site : 03CH21-HY Condition: AVG_BE_54 3m DRH18-E_LE2C03A18EN_230712 VERTICAL : RBW:1000.000kHz VBW:2.700kHz SMT:Auto						Site : 03CH21-HY Condition: AVG_54 3m DRH18-E_LE2C03A18EN_230712 VERTICAL : RBW:1000.000kHz VBW:2.700kHz SMT:Auto																																																																																												
	<table><thead><tr><th></th><th>Limit</th><th>Read</th><th>Ant</th><th>Cable</th><th>Preamp</th><th>Aux</th><th>APos</th><th>TPos</th><th></th></tr><tr><th>Freq</th><th>Level</th><th>Line Margin</th><th>Level Factor</th><th>Loss Factor</th><th>Factor</th><th>Factor</th><th></th><th></th><th>Remark</th></tr><tr><th></th><th>MHz</th><th>dBuV/m</th><th>dBuV/m</th><th>dB</th><th>dBuV</th><th>dB/m</th><th>dB</th><th>dB</th><th>cm</th><th>deg</th></tr></thead><tbody><tr><td>1</td><td>2488.10</td><td>49.10</td><td>54.00</td><td>-4.90</td><td>36.28</td><td>26.90</td><td>8.62</td><td>32.73</td><td>10.03</td><td>366</td><td>110</td><td>AVERAGE</td></tr></tbody></table>							Limit	Read	Ant	Cable	Preamp	Aux	APos	TPos		Freq	Level	Line Margin	Level Factor	Loss Factor	Factor	Factor			Remark		MHz	dBuV/m	dBuV/m	dB	dBuV	dB/m	dB	dB	cm	deg	1	2488.10	49.10	54.00	-4.90	36.28	26.90	8.62	32.73	10.03	366	110	AVERAGE	<table><thead><tr><th></th><th>Limit</th><th>Read</th><th>Ant</th><th>Cable</th><th>Preamp</th><th>Aux</th><th>APos</th><th>TPos</th><th></th></tr><tr><th>Freq</th><th>Level</th><th>Line Margin</th><th>Level Factor</th><th>Loss Factor</th><th>Factor</th><th>Factor</th><th></th><th></th><th>Remark</th></tr><tr><th></th><th>MHz</th><th>dBuV/m</th><th>dBuV/m</th><th>dB</th><th>dBuV</th><th>dB/m</th><th>dB</th><th>dB</th><th>cm</th><th>deg</th></tr></thead><tbody><tr><td>1</td><td>2488.00</td><td>98.37</td><td>-----</td><td>-----</td><td>85.57</td><td>26.90</td><td>8.60</td><td>32.73</td><td>10.03</td><td>366</td><td>110</td><td>AVERAGE</td></tr></tbody></table>							Limit	Read	Ant	Cable	Preamp	Aux	APos	TPos		Freq	Level	Line Margin	Level Factor	Loss Factor	Factor	Factor			Remark		MHz	dBuV/m	dBuV/m	dB	dBuV	dB/m	dB	dB	cm	deg	1	2488.00	98.37	-----	-----	85.57	26.90	8.60	32.73	10.03	366	110
	Limit	Read	Ant	Cable	Preamp	Aux	APos	TPos																																																																																											
Freq	Level	Line Margin	Level Factor	Loss Factor	Factor	Factor			Remark																																																																																										
	MHz	dBuV/m	dBuV/m	dB	dBuV	dB/m	dB	dB	cm	deg																																																																																									
1	2488.10	49.10	54.00	-4.90	36.28	26.90	8.62	32.73	10.03	366	110	AVERAGE																																																																																							
	Limit	Read	Ant	Cable	Preamp	Aux	APos	TPos																																																																																											
Freq	Level	Line Margin	Level Factor	Loss Factor	Factor	Factor			Remark																																																																																										
	MHz	dBuV/m	dBuV/m	dB	dBuV	dB/m	dB	dB	cm	deg																																																																																									
1	2488.00	98.37	-----	-----	85.57	26.90	8.60	32.73	10.03	366	110	AVERAGE																																																																																							

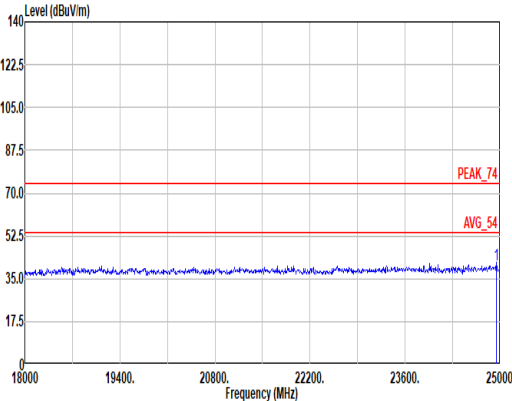
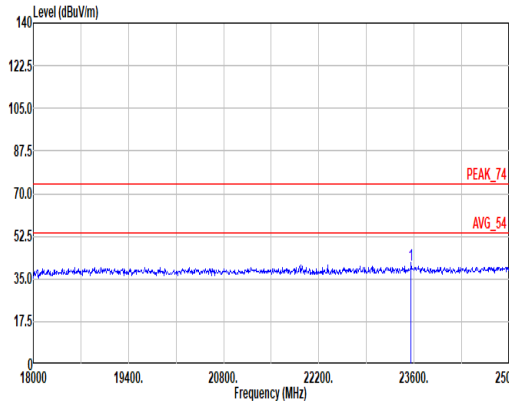


Mode	3																																																																																																																																																																													
	Harmonic																																																																																																																																																																													
	2400-2483.5_Bluetooth-LE_GFSK_CH39_2480MHz																																																																																																																																																																													
ANT	1																																																																																																																																																																													
Pol.	Horizontal						Vertical																																																																																																																																																																							
Peak Avg																																																																																																																																																																														
	Site : 03CH21-HY Condition: PEAK_74 3m DRH18-E_LE2C03A18EN_230712 HORIZONTAL						Site : 03CH21-HY Condition: PEAK_74 3m DRH18-E_LE2C03A18EN_230712 VERTICAL																																																																																																																																																																							
<table><tr><th></th><th></th><th colspan="2">Limit</th><th>Read</th><th>Ant</th><th>Cable</th><th>Preamp</th><th>Aux</th><th>APos</th><th>TPos</th><th></th></tr><tr><th></th><th>Freq</th><th>Level</th><th>Line</th><th>Margin</th><th>Level</th><th>Factor</th><th>Loss</th><th>Factor</th><th>Factor</th><th></th><th>Remark</th></tr><tr><th></th><th>MHz</th><th>dBuV/m</th><th>dBuV/m</th><th>dB</th><th>dBuV</th><th>dB/m</th><th>dB</th><th>dB</th><th>dB</th><th>cm</th><th>deg</th></tr><tr><td>1</td><td>4960.00</td><td>50.42</td><td>74.00</td><td>-23.58</td><td>39.00</td><td>32.70</td><td>12.26</td><td>33.97</td><td>0.43</td><td>100</td><td>303 PEAK</td></tr><tr><td>2</td><td>4960.00</td><td>45.18</td><td>54.00</td><td>-8.82</td><td>33.76</td><td>32.70</td><td>12.26</td><td>33.97</td><td>0.43</td><td>100</td><td>303 AVERAGE</td></tr><tr><td>3</td><td>7440.00</td><td>51.60</td><td>74.00</td><td>-22.40</td><td>35.53</td><td>36.90</td><td>15.25</td><td>36.49</td><td>0.41</td><td>114</td><td>239 PEAK</td></tr><tr><td>4</td><td>7440.00</td><td>45.22</td><td>54.00</td><td>-8.78</td><td>29.15</td><td>36.90</td><td>15.25</td><td>36.49</td><td>0.41</td><td>114</td><td>239 AVERAGE</td></tr></table>															Limit		Read	Ant	Cable	Preamp	Aux	APos	TPos			Freq	Level	Line	Margin	Level	Factor	Loss	Factor	Factor		Remark		MHz	dBuV/m	dBuV/m	dB	dBuV	dB/m	dB	dB	dB	cm	deg	1	4960.00	50.42	74.00	-23.58	39.00	32.70	12.26	33.97	0.43	100	303 PEAK	2	4960.00	45.18	54.00	-8.82	33.76	32.70	12.26	33.97	0.43	100	303 AVERAGE	3	7440.00	51.60	74.00	-22.40	35.53	36.90	15.25	36.49	0.41	114	239 PEAK	4	7440.00	45.22	54.00	-8.78	29.15	36.90	15.25	36.49	0.41	114	239 AVERAGE	<table><tr><th></th><th></th><th colspan="2">Limit</th><th>Read</th><th>Ant</th><th>Cable</th><th>Preamp</th><th>Aux</th><th>APos</th><th>TPos</th><th></th></tr><tr><th></th><th>Freq</th><th>Level</th><th>Line</th><th>Margin</th><th>Level</th><th>Factor</th><th>Loss</th><th>Factor</th><th>Factor</th><th></th><th>Remark</th></tr><tr><th></th><th>MHz</th><th>dBuV/m</th><th>dBuV/m</th><th>dB</th><th>dBuV</th><th>dB/m</th><th>dB</th><th>dB</th><th>dB</th><th>cm</th><th>deg</th></tr><tr><td>1</td><td>4960.00</td><td>43.95</td><td>74.00</td><td>-30.05</td><td>32.53</td><td>32.70</td><td>12.26</td><td>33.97</td><td>0.43</td><td>--</td><td>-- PEAK</td></tr><tr><td>2</td><td>7440.00</td><td>50.37</td><td>74.00</td><td>-23.63</td><td>34.30</td><td>36.90</td><td>15.25</td><td>36.49</td><td>0.41</td><td>384</td><td>72 PEAK</td></tr><tr><td>3</td><td>7440.00</td><td>43.73</td><td>54.00</td><td>-10.27</td><td>27.66</td><td>36.90</td><td>15.25</td><td>36.49</td><td>0.41</td><td>384</td><td>72 AVERAGE</td></tr></table>								Limit		Read	Ant	Cable	Preamp	Aux	APos	TPos			Freq	Level	Line	Margin	Level	Factor	Loss	Factor	Factor		Remark		MHz	dBuV/m	dBuV/m	dB	dBuV	dB/m	dB	dB	dB	cm	deg	1	4960.00	43.95	74.00	-30.05	32.53	32.70	12.26	33.97	0.43	--	-- PEAK	2	7440.00	50.37	74.00	-23.63	34.30	36.90	15.25	36.49	0.41	384	72 PEAK	3	7440.00	43.73	54.00	-10.27	27.66	36.90	15.25	36.49	0.41	384	72 AVERAGE
		Limit		Read	Ant	Cable	Preamp	Aux	APos	TPos																																																																																																																																																																				
	Freq	Level	Line	Margin	Level	Factor	Loss	Factor	Factor		Remark																																																																																																																																																																			
	MHz	dBuV/m	dBuV/m	dB	dBuV	dB/m	dB	dB	dB	cm	deg																																																																																																																																																																			
1	4960.00	50.42	74.00	-23.58	39.00	32.70	12.26	33.97	0.43	100	303 PEAK																																																																																																																																																																			
2	4960.00	45.18	54.00	-8.82	33.76	32.70	12.26	33.97	0.43	100	303 AVERAGE																																																																																																																																																																			
3	7440.00	51.60	74.00	-22.40	35.53	36.90	15.25	36.49	0.41	114	239 PEAK																																																																																																																																																																			
4	7440.00	45.22	54.00	-8.78	29.15	36.90	15.25	36.49	0.41	114	239 AVERAGE																																																																																																																																																																			
		Limit		Read	Ant	Cable	Preamp	Aux	APos	TPos																																																																																																																																																																				
	Freq	Level	Line	Margin	Level	Factor	Loss	Factor	Factor		Remark																																																																																																																																																																			
	MHz	dBuV/m	dBuV/m	dB	dBuV	dB/m	dB	dB	dB	cm	deg																																																																																																																																																																			
1	4960.00	43.95	74.00	-30.05	32.53	32.70	12.26	33.97	0.43	--	-- PEAK																																																																																																																																																																			
2	7440.00	50.37	74.00	-23.63	34.30	36.90	15.25	36.49	0.41	384	72 PEAK																																																																																																																																																																			
3	7440.00	43.73	54.00	-10.27	27.66	36.90	15.25	36.49	0.41	384	72 AVERAGE																																																																																																																																																																			



Mode	4																																																																																																																													
	LF																																																																																																																													
	2400-2483.5_Bluetooth-LE_GFSK_CH39_2480MHz																																																																																																																													
ANT	1																																																																																																																													
Pol.	Horizontal						Vertical																																																																																																																							
QP/ Peak																																																																																																																														
	Site : 03CH21-HY Condition: QP 3m LF_633038001_231015 HORIZONTAL																																																																																																																													
	<table><tr><th></th><th colspan="2">Limit</th><th colspan="2">Read</th><th>Ant</th><th colspan="2">Cable</th><th>Preamp</th><th>Aux</th><th>APos</th><th>TPos</th><th rowspan="2">Remark</th></tr><tr><th>Freq</th><th>Level</th><th>Line Margin</th><th>Level</th><th>Factor</th><th>Loss</th><th>Factor</th><th>Factor</th><th>Factor</th><th>Factor</th><th>Factor</th><th>Factor</th></tr><tr><th></th><th>MHz</th><th>dBuV/m</th><th>dBuV/m</th><th>dB</th><th>dBuV</th><th>dB/m</th><th>dB</th><th>dB</th><th>dB</th><th>cm</th><th>deg</th></tr><tr><td>1</td><td>30.97</td><td>21.25</td><td>40.00</td><td>-18.75</td><td>28.98</td><td>24.03</td><td>0.95</td><td>32.74</td><td>0.03</td><td>--</td><td>--</td><td>Peak</td></tr><tr><td>2</td><td>91.11</td><td>17.63</td><td>43.50</td><td>-25.87</td><td>33.41</td><td>15.24</td><td>1.62</td><td>32.70</td><td>0.06</td><td>--</td><td>--</td><td>Peak</td></tr><tr><td>3</td><td>263.77</td><td>19.64</td><td>46.00</td><td>-26.36</td><td>29.39</td><td>20.12</td><td>2.78</td><td>32.75</td><td>0.10</td><td>--</td><td>--</td><td>Peak</td></tr><tr><td>4</td><td>511.12</td><td>24.71</td><td>46.00</td><td>-21.29</td><td>29.38</td><td>24.15</td><td>3.87</td><td>32.95</td><td>0.26</td><td>--</td><td>--</td><td>Peak</td></tr><tr><td>5</td><td>753.62</td><td>29.68</td><td>46.00</td><td>-16.32</td><td>29.22</td><td>28.43</td><td>4.72</td><td>32.84</td><td>0.15</td><td>--</td><td>--</td><td>Peak</td></tr><tr><td>6</td><td>958.29</td><td>34.35</td><td>46.00</td><td>-11.65</td><td>29.20</td><td>31.19</td><td>5.28</td><td>31.55</td><td>0.23</td><td>--</td><td>--</td><td>Peak</td></tr></table>													Limit		Read		Ant	Cable		Preamp	Aux	APos	TPos	Remark	Freq	Level	Line Margin	Level	Factor	Loss	Factor	Factor	Factor	Factor	Factor	Factor		MHz	dBuV/m	dBuV/m	dB	dBuV	dB/m	dB	dB	dB	cm	deg	1	30.97	21.25	40.00	-18.75	28.98	24.03	0.95	32.74	0.03	--	--	Peak	2	91.11	17.63	43.50	-25.87	33.41	15.24	1.62	32.70	0.06	--	--	Peak	3	263.77	19.64	46.00	-26.36	29.39	20.12	2.78	32.75	0.10	--	--	Peak	4	511.12	24.71	46.00	-21.29	29.38	24.15	3.87	32.95	0.26	--	--	Peak	5	753.62	29.68	46.00	-16.32	29.22	28.43	4.72	32.84	0.15	--	--	Peak	6	958.29	34.35	46.00	-11.65	29.20	31.19	5.28	31.55	0.23	--	--
	Limit		Read		Ant	Cable		Preamp	Aux	APos	TPos	Remark																																																																																																																		
Freq	Level	Line Margin	Level	Factor	Loss	Factor	Factor	Factor	Factor	Factor	Factor																																																																																																																			
	MHz	dBuV/m	dBuV/m	dB	dBuV	dB/m	dB	dB	dB	cm	deg																																																																																																																			
1	30.97	21.25	40.00	-18.75	28.98	24.03	0.95	32.74	0.03	--	--	Peak																																																																																																																		
2	91.11	17.63	43.50	-25.87	33.41	15.24	1.62	32.70	0.06	--	--	Peak																																																																																																																		
3	263.77	19.64	46.00	-26.36	29.39	20.12	2.78	32.75	0.10	--	--	Peak																																																																																																																		
4	511.12	24.71	46.00	-21.29	29.38	24.15	3.87	32.95	0.26	--	--	Peak																																																																																																																		
5	753.62	29.68	46.00	-16.32	29.22	28.43	4.72	32.84	0.15	--	--	Peak																																																																																																																		
6	958.29	34.35	46.00	-11.65	29.20	31.19	5.28	31.55	0.23	--	--	Peak																																																																																																																		
QP/ Peak																																																																																																																														
	Site : 03CH21-HY Condition: QP 3m LF_633038001_231015 VERTICAL																																																																																																																													
	<table><tr><th></th><th colspan="2">Limit</th><th colspan="2">Read</th><th>Ant</th><th colspan="2">Cable</th><th>Preamp</th><th>Aux</th><th>APos</th><th>TPos</th><th rowspan="2">Remark</th></tr><tr><th>Freq</th><th>Level</th><th>Line Margin</th><th>Level</th><th>Factor</th><th>Loss</th><th>Factor</th><th>Factor</th><th>Factor</th><th>Factor</th><th>Factor</th><th>Factor</th></tr><tr><th></th><th>MHz</th><th>dBuV/m</th><th>dBuV/m</th><th>dB</th><th>dBuV</th><th>dB/m</th><th>dB</th><th>dB</th><th>dB</th><th>cm</th><th>deg</th></tr><tr><td>1</td><td>33.88</td><td>25.73</td><td>40.00</td><td>-14.27</td><td>34.46</td><td>22.99</td><td>0.99</td><td>32.74</td><td>0.03</td><td>--</td><td>--</td><td>Peak</td></tr><tr><td>2</td><td>91.11</td><td>21.09</td><td>43.50</td><td>-22.41</td><td>36.87</td><td>15.24</td><td>1.62</td><td>32.70</td><td>0.06</td><td>--</td><td>--</td><td>Peak</td></tr><tr><td>3</td><td>259.89</td><td>20.72</td><td>46.00</td><td>-25.28</td><td>30.68</td><td>19.92</td><td>2.76</td><td>32.75</td><td>0.11</td><td>--</td><td>--</td><td>Peak</td></tr><tr><td>4</td><td>513.06</td><td>26.82</td><td>46.00</td><td>-19.18</td><td>31.48</td><td>24.16</td><td>3.87</td><td>32.95</td><td>0.26</td><td>--</td><td>--</td><td>Peak</td></tr><tr><td>5</td><td>739.07</td><td>31.04</td><td>46.00</td><td>-14.96</td><td>30.86</td><td>28.24</td><td>4.67</td><td>32.87</td><td>0.14</td><td>--</td><td>--</td><td>Peak</td></tr><tr><td>6</td><td>948.59</td><td>34.62</td><td>46.00</td><td>-11.38</td><td>29.76</td><td>31.03</td><td>5.26</td><td>31.65</td><td>0.22</td><td>--</td><td>--</td><td>Peak</td></tr></table>													Limit		Read		Ant	Cable		Preamp	Aux	APos	TPos	Remark	Freq	Level	Line Margin	Level	Factor	Loss	Factor	Factor	Factor	Factor	Factor	Factor		MHz	dBuV/m	dBuV/m	dB	dBuV	dB/m	dB	dB	dB	cm	deg	1	33.88	25.73	40.00	-14.27	34.46	22.99	0.99	32.74	0.03	--	--	Peak	2	91.11	21.09	43.50	-22.41	36.87	15.24	1.62	32.70	0.06	--	--	Peak	3	259.89	20.72	46.00	-25.28	30.68	19.92	2.76	32.75	0.11	--	--	Peak	4	513.06	26.82	46.00	-19.18	31.48	24.16	3.87	32.95	0.26	--	--	Peak	5	739.07	31.04	46.00	-14.96	30.86	28.24	4.67	32.87	0.14	--	--	Peak	6	948.59	34.62	46.00	-11.38	29.76	31.03	5.26	31.65	0.22	--	--
	Limit		Read		Ant	Cable		Preamp	Aux	APos	TPos	Remark																																																																																																																		
Freq	Level	Line Margin	Level	Factor	Loss	Factor	Factor	Factor	Factor	Factor	Factor																																																																																																																			
	MHz	dBuV/m	dBuV/m	dB	dBuV	dB/m	dB	dB	dB	cm	deg																																																																																																																			
1	33.88	25.73	40.00	-14.27	34.46	22.99	0.99	32.74	0.03	--	--	Peak																																																																																																																		
2	91.11	21.09	43.50	-22.41	36.87	15.24	1.62	32.70	0.06	--	--	Peak																																																																																																																		
3	259.89	20.72	46.00	-25.28	30.68	19.92	2.76	32.75	0.11	--	--	Peak																																																																																																																		
4	513.06	26.82	46.00	-19.18	31.48	24.16	3.87	32.95	0.26	--	--	Peak																																																																																																																		
5	739.07	31.04	46.00	-14.96	30.86	28.24	4.67	32.87	0.14	--	--	Peak																																																																																																																		
6	948.59	34.62	46.00	-11.38	29.76	31.03	5.26	31.65	0.22	--	--	Peak																																																																																																																		



Mode	5																																																																																																		
	SHF																																																																																																		
	2400-2483.5_Bluetooth-LE_GFSK_CH39_2480MHz																																																																																																		
ANT	1																																																																																																		
Pol.	Horizontal						Vertical																																																																																												
QP/ Peak																																																																																																			
	Site : 03CH21-HY Condition: PEAK_74 1m 88HA9170_1223_230710 HORIZONTAL Mode : 5 Setting : Plane : X						Site : 03CH21-HY Condition: PEAK_74 1m 88HA9170_1223_230710 VERTICAL Mode : 5 Setting : Plane : X																																																																																												
	<table><thead><tr><th></th><th>Limit</th><th>Read</th><th>Ant</th><th>Cable</th><th>Preamp</th><th>Aux</th><th>APos</th><th>TPos</th><th></th></tr><tr><th>Freq</th><th>Level</th><th>Line</th><th>Margin</th><th>Level</th><th>Factor</th><th>Loss</th><th>Factor</th><th>Factor</th><th>Remark</th></tr><tr><th></th><th>MHz</th><th>dBuV/m</th><th>dBuV/m</th><th>dB</th><th>dBuV</th><th>dB/m</th><th>dB</th><th>dB</th><th>cm</th><th>deg</th><th></th></tr></thead><tbody><tr><td>1</td><td>24941.41</td><td>40.75</td><td>74.00</td><td>-33.25</td><td>42.32</td><td>39.42</td><td>28.86</td><td>60.31</td><td>-9.54</td><td>--</td><td>PEAK</td></tr></tbody></table>							Limit	Read	Ant	Cable	Preamp	Aux	APos	TPos		Freq	Level	Line	Margin	Level	Factor	Loss	Factor	Factor	Remark		MHz	dBuV/m	dBuV/m	dB	dBuV	dB/m	dB	dB	cm	deg		1	24941.41	40.75	74.00	-33.25	42.32	39.42	28.86	60.31	-9.54	--	PEAK	<table><thead><tr><th></th><th>Limit</th><th>Read</th><th>Ant</th><th>Cable</th><th>Preamp</th><th>Aux</th><th>APos</th><th>TPos</th><th></th></tr><tr><th>Freq</th><th>Level</th><th>Line</th><th>Margin</th><th>Level</th><th>Factor</th><th>Loss</th><th>Factor</th><th>Factor</th><th>Remark</th></tr><tr><th></th><th>MHz</th><th>dBuV/m</th><th>dBuV/m</th><th>dB</th><th>dBuV</th><th>dB/m</th><th>dB</th><th>dB</th><th>cm</th><th>deg</th><th></th></tr></thead><tbody><tr><td>1</td><td>23550.20</td><td>40.73</td><td>74.00</td><td>-33.27</td><td>43.19</td><td>39.00</td><td>28.01</td><td>59.93</td><td>-9.54</td><td>--</td><td>PEAK</td></tr></tbody></table>							Limit	Read	Ant	Cable	Preamp	Aux	APos	TPos		Freq	Level	Line	Margin	Level	Factor	Loss	Factor	Factor	Remark		MHz	dBuV/m	dBuV/m	dB	dBuV	dB/m	dB	dB	cm	deg		1	23550.20	40.73	74.00	-33.27	43.19	39.00	28.01	59.93	-9.54	--
	Limit	Read	Ant	Cable	Preamp	Aux	APos	TPos																																																																																											
Freq	Level	Line	Margin	Level	Factor	Loss	Factor	Factor	Remark																																																																																										
	MHz	dBuV/m	dBuV/m	dB	dBuV	dB/m	dB	dB	cm	deg																																																																																									
1	24941.41	40.75	74.00	-33.25	42.32	39.42	28.86	60.31	-9.54	--	PEAK																																																																																								
	Limit	Read	Ant	Cable	Preamp	Aux	APos	TPos																																																																																											
Freq	Level	Line	Margin	Level	Factor	Loss	Factor	Factor	Remark																																																																																										
	MHz	dBuV/m	dBuV/m	dB	dBuV	dB/m	dB	dB	cm	deg																																																																																									
1	23550.20	40.73	74.00	-33.27	43.19	39.00	28.01	59.93	-9.54	--	PEAK																																																																																								



Appendix C. Duty Cycle Plots

Band	Duty Cycle(%)	T(us)	1/T(kHz)	VBW Setting
Bluetooth - LE for 1Mbps	62.62	392	2.55	2.7kHz

