



ANNEX B TEST SETUP PHOTOS

1 Radiated Test Photo

Below 30MHz



30 MHz-1 GHz




巴伦十米电波暗室



The image shows the interior of an anechoic chamber. The walls, floor, and ceiling are covered with white and blue pyramidal electromagnetic absorbers. A white rectangular object, possibly a device or a small structure, sits on a wooden table in the center. A large white panel with a printed table is visible on the left side of the frame.

Schwarzschild		Bosch 9120 G (1700)	
Frequency	Attenuation	Frequency	Attenuation
GHz	dB	GHz	dB
1	6.0	1	24.1
1.2	7.5	1.2	24.4
1.4	8.0	1.4	24.1
1.6	8.4	1.6	24.9
1.8	10.4	1.8	25.9
2.0	10.4	2.0	25.9
2.5	10.6	2.5	27.6
3.0	11.5	3.0	28.2
3.5	12.6	3.5	28.5
4.0	12.6	4.0	29.7
4.5	12.7	4.5	30.6
5.0	12.7	5.0	31.6
5.5	12.1	5.5	32.0
6.0	13.0	6.0	33.8

Close-up




2 Conducted Test Photo

Conducted Test



Conducted Emission Test



Conducted Emission Test

