





Test Setup Photographs

Photographs of Radiated Emissions Test Setup






The EUT was taped to a foam test stand in order to change the orientation





Photographs of substitution test





Photographs of Conducted Emissions Setup





Photographs of Temperature Stability vs Temperature





Photograph of Frequency Stability vs Voltage



Photograph of Transient Frequency Behavior

