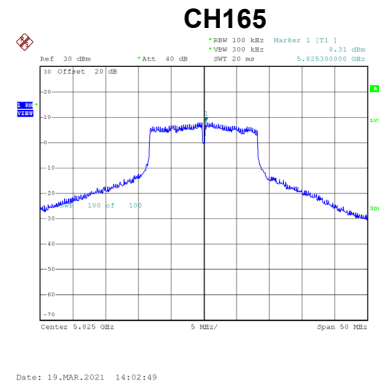
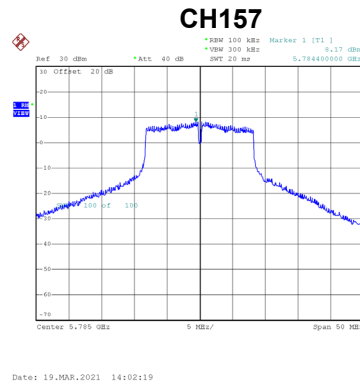
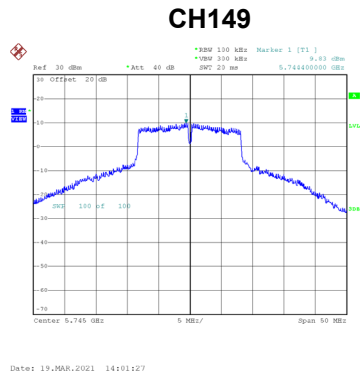


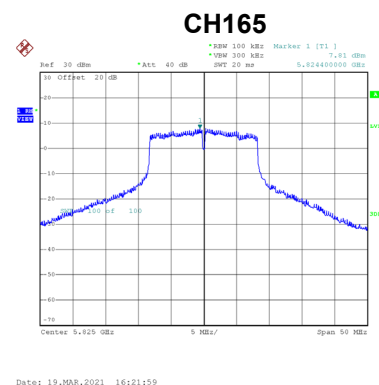
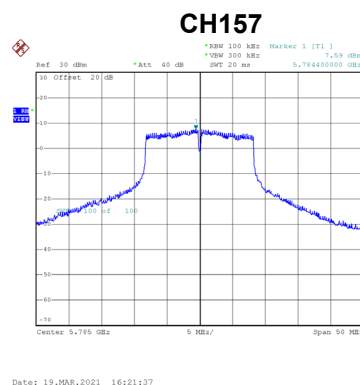
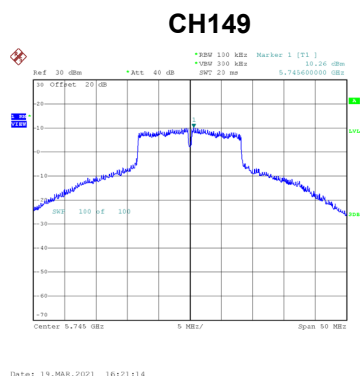
Test Mode UNII-3_TX A Mode_Ant. 1

Channel	Frequency (MHz)	Power Spectral Density (dBm/500 kHz)	Duty Factor	Power Spectral Density + Duty Factor (dBm/500 kHz)	Max. Limit (dBm/500 kHz)	Result
149	5745	9.83	0.11	9.94	30.00	Complies
157	5785	8.17	0.11	8.28	30.00	Complies
165	5825	8.31	0.11	8.42	30.00	Complies



Test Mode UNII-3_TX A Mode_Ant. 2

Channel	Frequency (MHz)	Power Spectral Density (dBm/500 kHz)	Duty Factor	Power Spectral Density + Duty Factor (dBm/500 kHz)	Max. Limit (dBm/500 kHz)	Result
149	5745	10.26	0.11	10.37	30.00	Complies
157	5785	7.59	0.11	7.70	30.00	Complies
165	5825	7.81	0.11	7.92	30.00	Complies

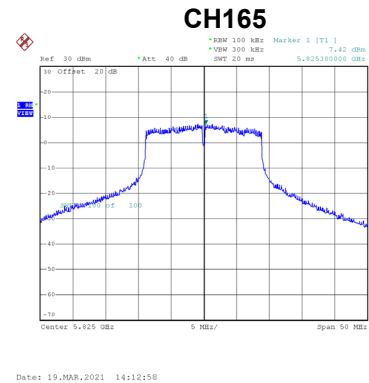
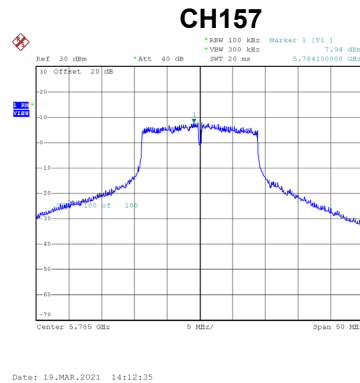
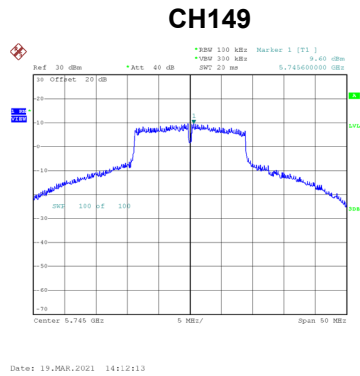


Test Mode UNII-3_TX A Mode_Total

Channel	Frequency (MHz)	Power Spectral Density (dBm/500 kHz)	Max. Limit (dBm/500 kHz)	Result
149	5745	13.17	30.00	Complies
157	5785	11.01	30.00	Complies
165	5825	11.18	30.00	Complies

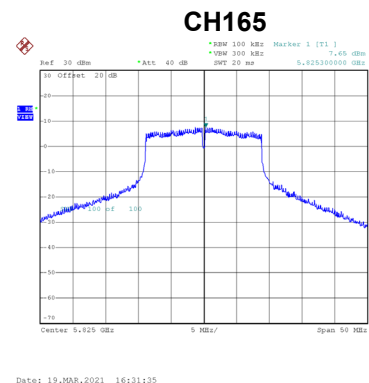
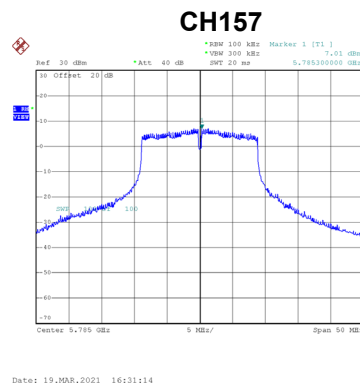
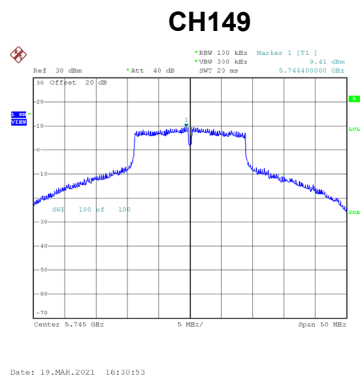
Test Mode UNII-3_TX N(HT20) Mode_Ant. 1

Channel	Frequency (MHz)	Power Spectral Density (dBm/500 kHz)	Duty Factor	Power Spectral Density + Duty Factor (dBm/500 kHz)	Max. Limit (dBm/500 kHz)	Result
149	5745	9.60	0.11	9.71	30.00	Complies
157	5785	7.94	0.11	8.05	30.00	Complies
165	5825	7.42	0.11	7.53	30.00	Complies



Test Mode UNII-3_TX N(HT20) Mode_Ant. 2

Channel	Frequency (MHz)	Power Spectral Density (dBm/500 kHz)	Duty Factor	Power Spectral Density + Duty Factor (dBm/500 kHz)	Max. Limit (dBm/500 kHz)	Result
149	5745	9.41	0.11	9.52	30.00	Complies
157	5785	7.01	0.11	7.12	30.00	Complies
165	5825	7.65	0.11	7.76	30.00	Complies

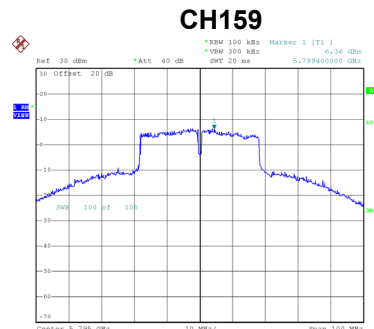
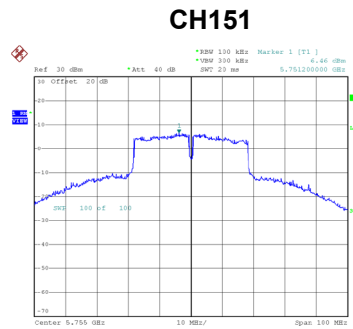


Test Mode UNII-3_TX N(HT20) Mode_Total

Channel	Frequency (MHz)	Power Spectral Density (dBm/500 kHz)	Max. Limit (dBm/500 kHz)	Result
149	5745	12.63	30.00	Complies
157	5785	10.61	30.00	Complies
165	5825	10.66	30.00	Complies

Test Mode	UNII-3_TX N(HT40) Mode_Ant. 1
-----------	-------------------------------

Channel	Frequency (MHz)	Power Spectral Density (dBm/500 kHz)	Duty Factor	Power Spectral Density + Duty Factor (dBm/500 kHz)	Max. Limit (dBm/500 kHz)	Result
151	5755	6.46	0.09	6.55	30.00	Complies
159	5795	6.36	0.09	6.45	30.00	Complies

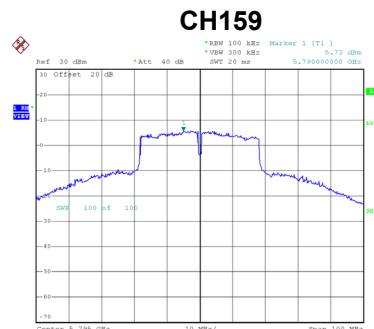
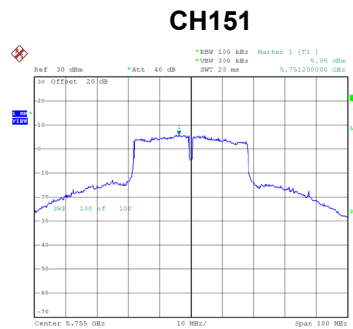


Date: 19_MAR_2021 14:37:16

Date: 19_MAR_2021 14:38:50

Test Mode	UNII-3_TX N(HT40) Mode_Ant. 2
-----------	-------------------------------

Channel	Frequency (MHz)	Power Spectral Density (dBm/500 kHz)	Duty Factor	Power Spectral Density + Duty Factor (dBm/500 kHz)	Max. Limit (dBm/500 kHz)	Result
151	5755	5.95	0.09	6.04	30.00	Complies
159	5795	5.73	0.09	5.82	30.00	Complies



Date: 19_MAR_2021 18:31:57

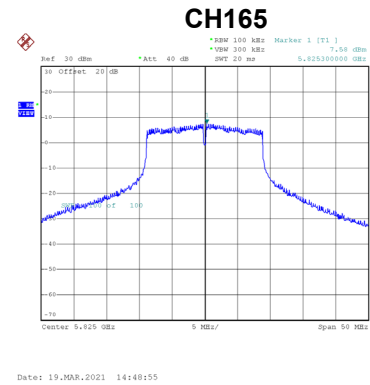
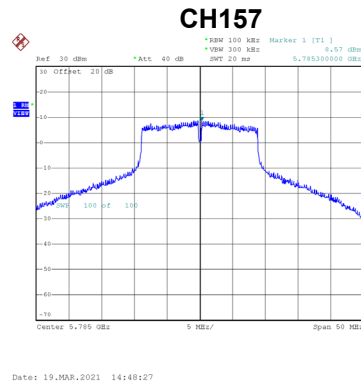
Date: 19_MAR_2021 18:32:28

Test Mode	UNII-3_TX N(HT40) Mode_Total
-----------	------------------------------

Channel	Frequency (MHz)	Power Spectral Density (dBm/500 kHz)	Max. Limit (dBm/500 kHz)	Result
151	5755	9.31	30.00	Complies
159	5795	9.15	30.00	Complies

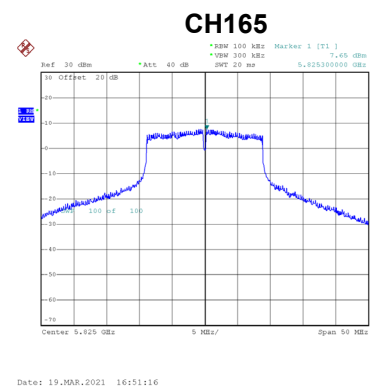
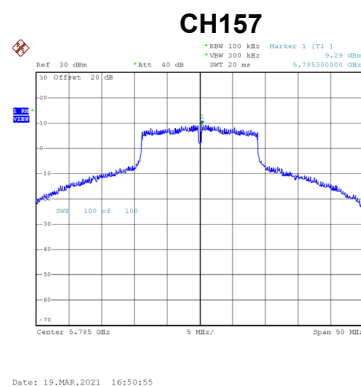
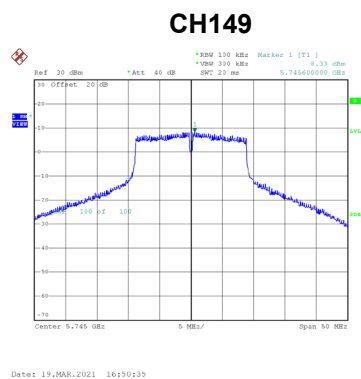
Test Mode UNII-3_TX AC(VHT20) Mode_Ant. 1

Channel	Frequency (MHz)	Power Spectral Density (dBm/500 kHz)	Duty Factor	Power Spectral Density + Duty Factor (dBm/500 kHz)	Max. Limit (dBm/500 kHz)	Result
149	5745	8.30	0.12	8.42	30.00	Complies
157	5785	8.57	0.12	8.69	30.00	Complies
165	5825	7.58	0.12	7.70	30.00	Complies



Test Mode UNII-3_TX AC(VHT20) Mode_Ant. 2

Channel	Frequency (MHz)	Power Spectral Density (dBm/500 kHz)	Duty Factor	Power Spectral Density + Duty Factor (dBm/500 kHz)	Max. Limit (dBm/500 kHz)	Result
149	5745	8.33	0.12	8.45	30.00	Complies
157	5785	9.29	0.12	9.41	30.00	Complies
165	5825	7.65	0.12	7.77	30.00	Complies

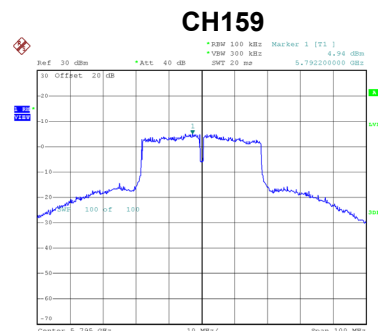
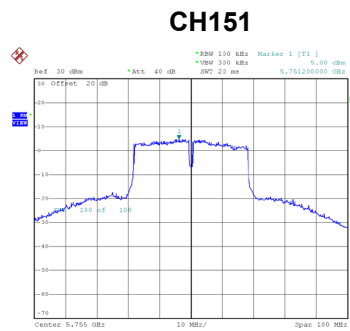


Test Mode UNII-3_TX AC(VHT20) Mode_Total

Channel	Frequency (MHz)	Power Spectral Density (dBm/500 kHz)	Max. Limit (dBm/500 kHz)	Result
149	5745	11.45	30.00	Complies
157	5785	12.07	30.00	Complies
165	5825	10.75	30.00	Complies

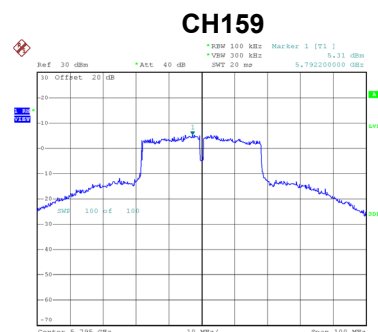
Test Mode	UNII-3_TX AC(VHT40) Mode_Ant. 1
-----------	---------------------------------

Channel	Frequency (MHz)	Power Spectral Density (dBm/500 kHz)	Duty Factor	Power Spectral Density + Duty Factor (dBm/500 kHz)	Max. Limit (dBm/500 kHz)	Result
151	5755	5.00	0.24	5.24	30.00	Complies
159	5795	4.94	0.24	5.18	30.00	Complies



Test Mode	UNII-3_TX AC(VHT40) Mode_Ant. 2
-----------	---------------------------------

Channel	Frequency (MHz)	Power Spectral Density (dBm/500 kHz)	Duty Factor	Power Spectral Density + Duty Factor (dBm/500 kHz)	Max. Limit (dBm/500 kHz)	Result
151	5755	5.17	0.24	5.41	30.00	Complies
159	5795	5.31	0.24	5.55	30.00	Complies

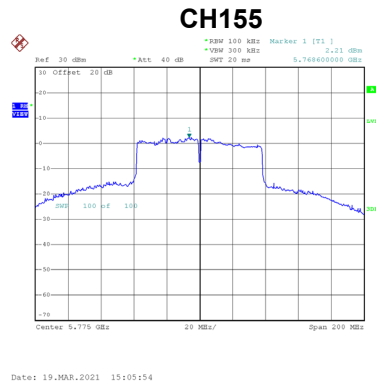


Test Mode	UNII-3_TX AC(VHT40) Mode_Total
-----------	--------------------------------

Channel	Frequency (MHz)	Power Spectral Density (dBm/500 kHz)	Max. Limit (dBm/500 kHz)	Result
151	5755	8.34	30.00	Complies
159	5795	8.38	30.00	Complies

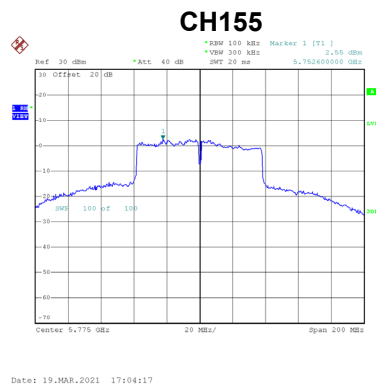
Test Mode	UNII-3_TX AC(VHT80) Mode_Ant. 1
-----------	---------------------------------

Channel	Frequency (MHz)	Power Spectral Density (dBm/500 kHz)	Duty Factor	Power Spectral Density + Duty Factor (dBm/500 kHz)	Max. Limit (dBm/500 kHz)	Result
155	5775	2.21	0.36	2.57	30.00	Complies



Test Mode	UNII-3_TX AC(VHT80) Mode_Ant. 2
-----------	---------------------------------

Channel	Frequency (MHz)	Power Spectral Density (dBm/500 kHz)	Duty Factor	Power Spectral Density + Duty Factor (dBm/500 kHz)	Max. Limit (dBm/500 kHz)	Result
155	5775	2.55	0.36	2.91	30.00	Complies



Test Mode	UNII-3_TX AC(VHT80) Mode_Total
-----------	--------------------------------

Channel	Frequency (MHz)	Power Spectral Density (dBm/500 kHz)	Max. Limit (dBm/500 kHz)	Result
155	5775	5.75	30.00	Complies

APPENDIX H - FREQUENCY STABILITY

Test Mode	UNII-1
-----------	--------

Voltage vs. Frequency Stability

Voltage (V)	Measurement Frequency (MHz)
Center Frequency	5180.0000
4.18	5179.9856
3.80	5179.9860
3.42	5179.9860
Maximum Deviation (MHz)	0.0144
Maximum Deviation (ppm)	2.7799

Temperature vs. Frequency Stability

Temperature (°C)	Measurement Frequency (MHz)
Center Frequency	5180.0000
-20	5179.9860
-10	5179.9856
0	5179.9856
10	5179.9856
20	5179.9856
30	5179.9856
40	5179.9856
50	5179.9856
Maximum Deviation (MHz)	0.0144
Maximum Deviation (ppm)	2.7799

Test Mode	UNII-2A
-----------	---------

Voltage vs. Frequency Stability

Voltage (V)	Measurement Frequency (MHz)
Center Frequency	5260.0000
4.18	5259.9856
3.80	5259.9856
3.42	5259.9852
Maximum Deviation (MHz)	0.0148
Maximum Deviation (ppm)	2.8137

Temperature vs. Frequency Stability

Temperature (°C)	Measurement Frequency (MHz)
Center Frequency	5260.0000
-20	5259.9852
-10	5259.9856
0	5259.9856
10	5259.9856
20	5259.9856
30	5259.9856
40	5259.9856
50	5259.9856
Maximum Deviation (MHz)	0.0148
Maximum Deviation (ppm)	2.8137

Test Mode	UNII-2C
-----------	---------

Voltage vs. Frequency Stability

Voltage (V)	Measurement Frequency (MHz)
Center Frequency	5500.0000
4.18	5499.9848
3.80	5499.9844
3.42	5499.9848
Maximum Deviation (MHz)	0.0156
Maximum Deviation (ppm)	2.8364

Temperature vs. Frequency Stability

Temperature (°C)	Measurement Frequency (MHz)
Center Frequency	5500.0000
-20	5499.9848
-10	5499.9848
0	5499.9852
10	5499.9848
20	5499.9848
30	5499.9848
40	5499.9848
50	5499.9848
Maximum Deviation (MHz)	0.0152
Maximum Deviation (ppm)	2.7636

Test Mode	UNII-3
-----------	--------

Voltage vs. Frequency Stability

Voltage (V)	Measurement Frequency (MHz)
Center Frequency	5745.0000
4.18	5744.9844
3.80	5744.9844
3.42	5744.9840
Maximum Deviation (MHz)	0.0160
Maximum Deviation (ppm)	2.7850

Temperature vs. Frequency Stability

Temperature (°C)	Measurement Frequency (MHz)
Center Frequency	5745.0000
-20	5744.9844
-10	5744.9844
0	5744.9844
10	5744.9840
20	5744.9840
30	5744.9844
40	5744.9844
50	5744.9844
Maximum Deviation (MHz)	0.0160
Maximum Deviation (ppm)	2.7850

End of Test Report