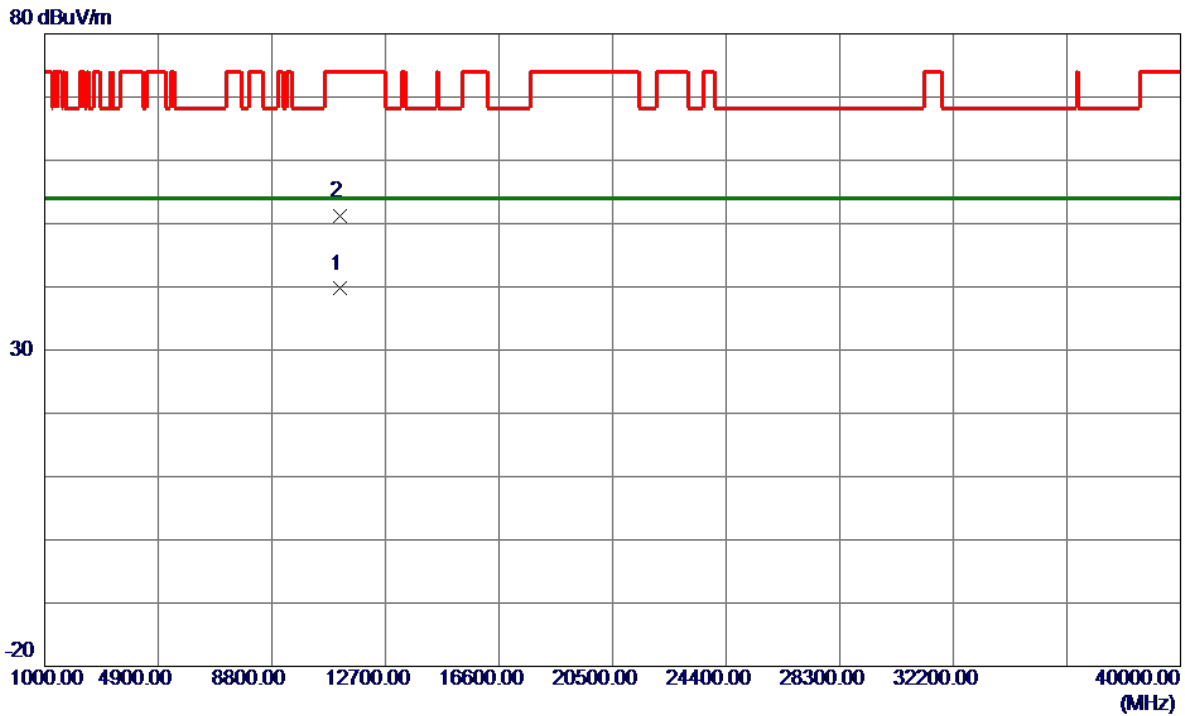


Test Mode	UNII-2C_TX N(HT20) Mode 5580 MHz	Polarization	Horizontal
-----------	----------------------------------	--------------	------------

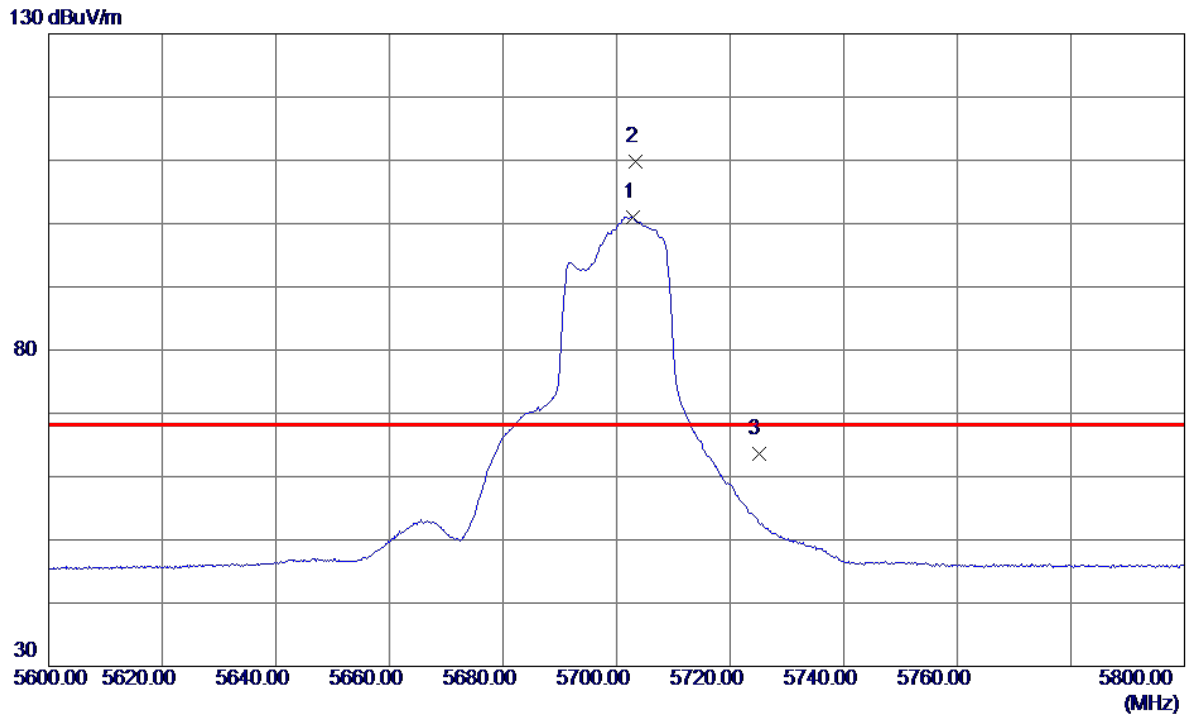


No.	Freq. MHz	Reading Level dBuV/m	Correct Factor dB	Measure ment dBuV/m	Limit dBuV/m	Margin dB	Detector	Comment
1 *	11158.2500	26.80	12.90	39.70	54.00	-14.30	AVG	
2	11160.5599	38.34	12.90	51.24	74.00	-22.76	Peak	

REMARKS:

- (1) Measurement Value = Reading Level + Correct Factor.
- (2) Margin Level = Measurement Value - Limit Value.

Test Mode	UNII-2C_TX N(HT20) Mode 5700 MHz	Polarization	Vertical
-----------	----------------------------------	--------------	----------

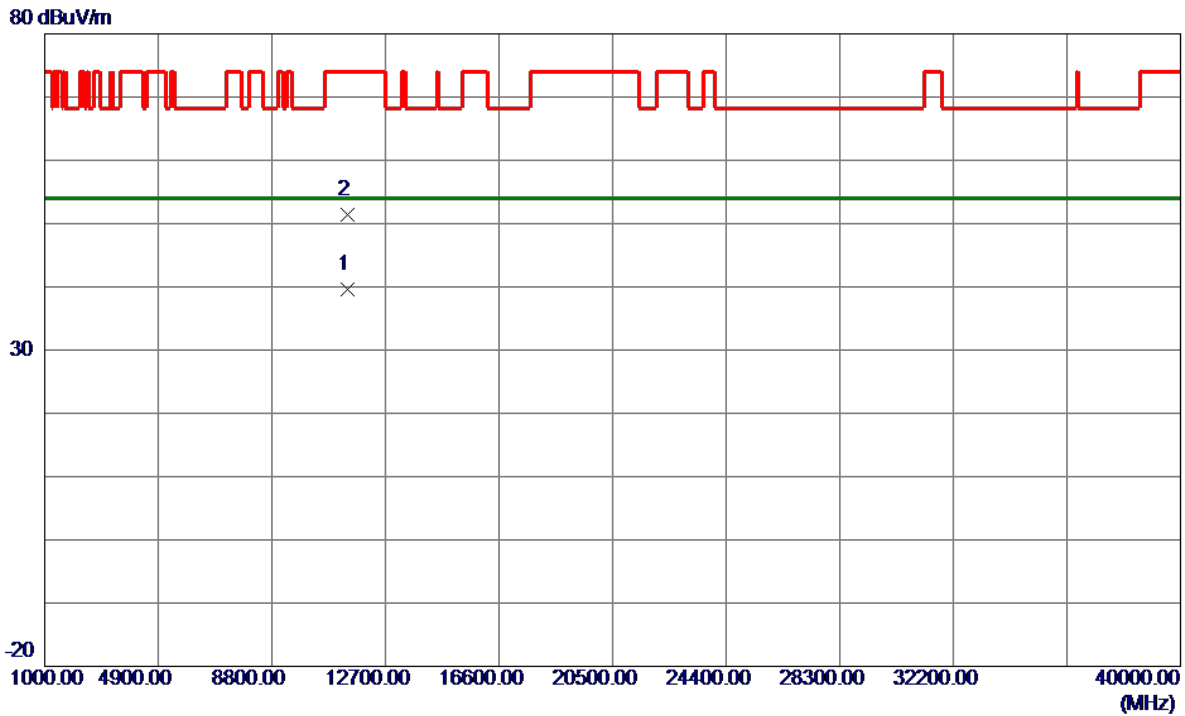


No.	Freq. MHz	Reading Level dBuV/m	Correct Factor dB	Measure ment dBuV/m	Limit dBuV/m	Margin dB	Detector	Comment
1	5702.8000	84.62	16.47	101.09	999.00	-897.91	AVG	No Limit
2 *	5703.4000	93.28	16.47	109.75	68.20	41.55	Peak	No Limit
3	5725.0000	47.11	16.51	63.62	68.20	-4.58	Peak	

**REMARKS:**

- (1) Measurement Value = Reading Level + Correct Factor.
- (2) Margin Level = Measurement Value - Limit Value.

Test Mode	UNII-2C_TX N(HT20) Mode 5700 MHz	Polarization	Vertical
-----------	----------------------------------	--------------	----------

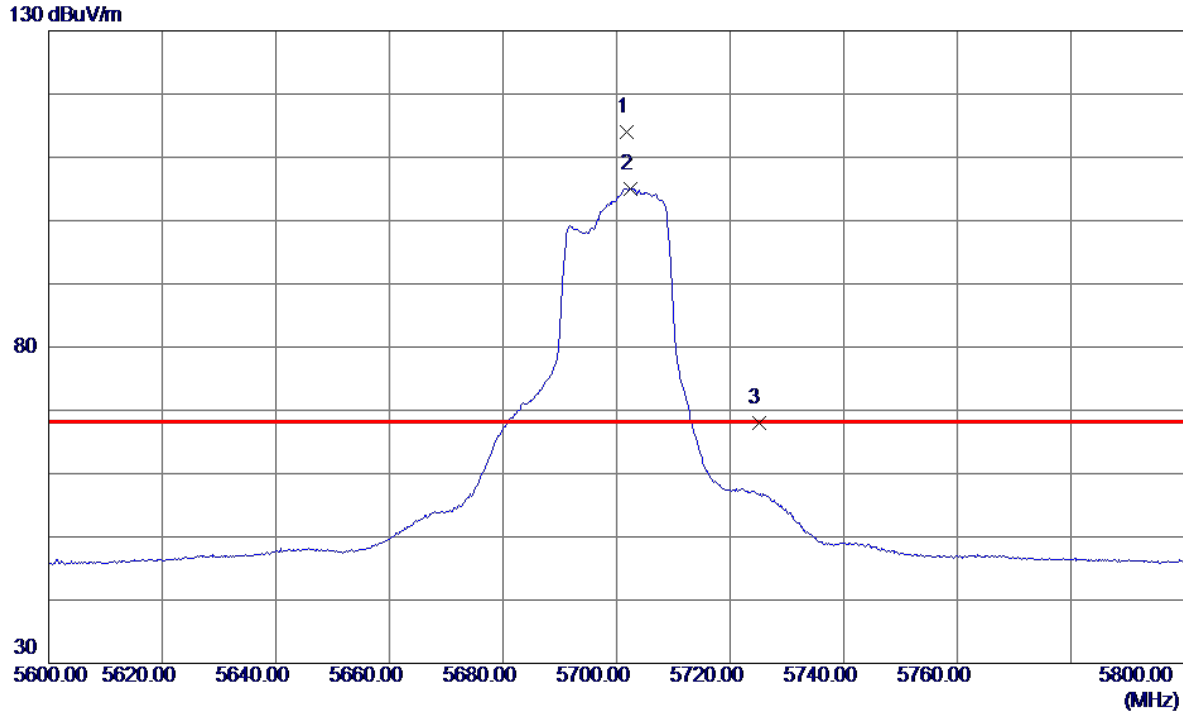


No.	Freq. MHz	Reading Level dBuV/m	Correct Factor dB	Measure ment dBuV/m	Limit dBuV/m	Margin dB	Detector	Comment
1 *	11400.6200	26.57	13.08	39.65	54.00	-14.35	AVG	
2	11400.8600	38.23	13.08	51.31	74.00	-22.69	Peak	

**REMARKS:**

- (1) Measurement Value = Reading Level + Correct Factor.
- (2) Margin Level = Measurement Value - Limit Value.

Test Mode	UNII-2C_TX N(HT20) Mode 5700 MHz	Polarization	Horizontal
-----------	----------------------------------	--------------	------------

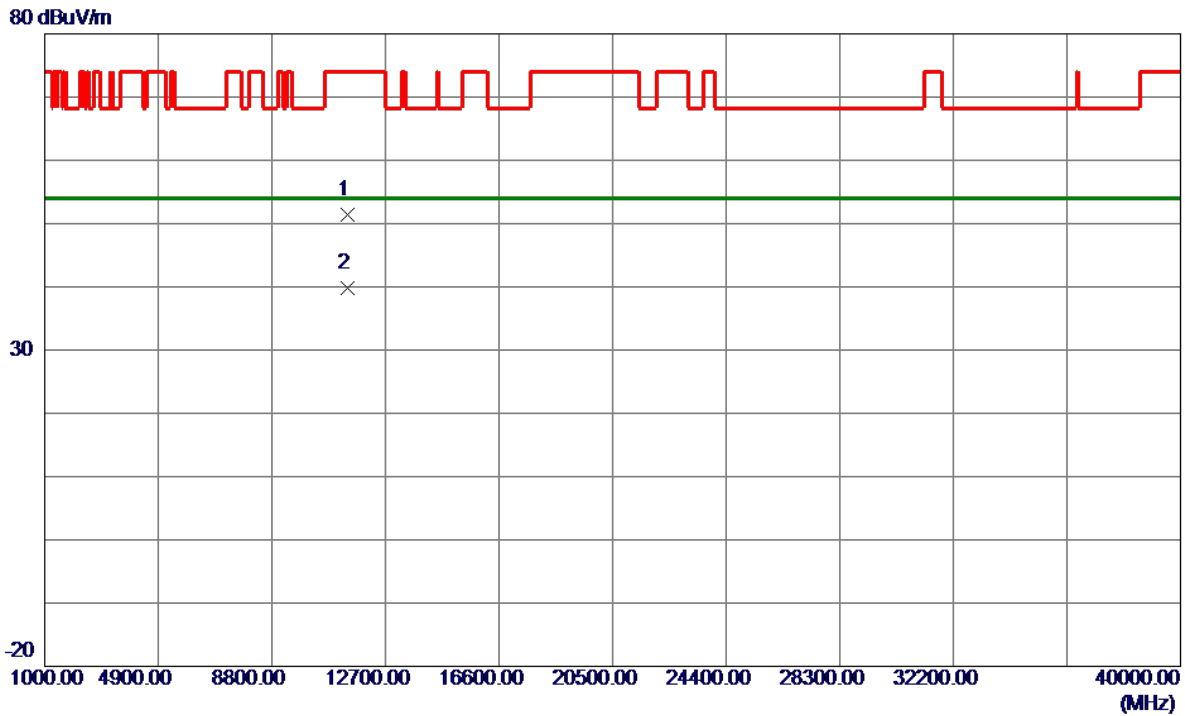


No.	Freq. MHz	Reading Level dBuV/m	Correct Factor dB	Measure ment dBuV/m	Limit dBuV/m	Margin dB	Detector	Comment
1 *	5701.8000	97.57	16.47	114.04	68.20	45.84	Peak	No Limit
2	5702.4000	88.61	16.47	105.08	999.00	-893.92	AVG	No Limit
3	5725.0000	51.49	16.51	68.00	68.20	-0.20	Peak	

REMARKS:

- (1) Measurement Value = Reading Level + Correct Factor.
- (2) Margin Level = Measurement Value - Limit Value.

Test Mode	UNII-2C_TX N(HT20) Mode 5700 MHz	Polarization	Horizontal
-----------	----------------------------------	--------------	------------

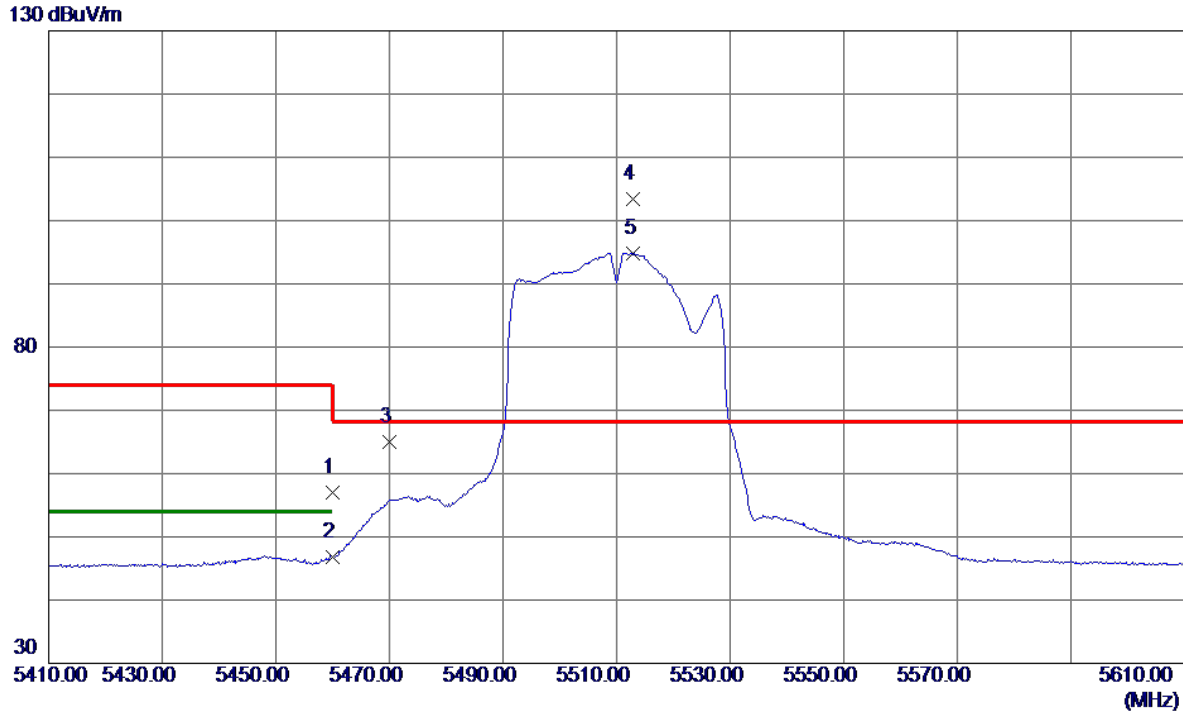


No.	Freq. MHz	Reading Level dBuV/m	Correct Factor dB	Measure ment dBuV/m	Limit dBuV/m	Margin dB	Detector	Comment
1	11401.7900	38.30	13.08	51.38	74.00	-22.62	Peak	
2 *	11401.9950	26.66	13.08	39.74	54.00	-14.26	AVG	

REMARKS:

- (1) Measurement Value = Reading Level + Correct Factor.
- (2) Margin Level = Measurement Value - Limit Value.

Test Mode	UNII-2C_TX N(HT40) Mode 5510 MHz	Polarization	Vertical
-----------	----------------------------------	--------------	----------

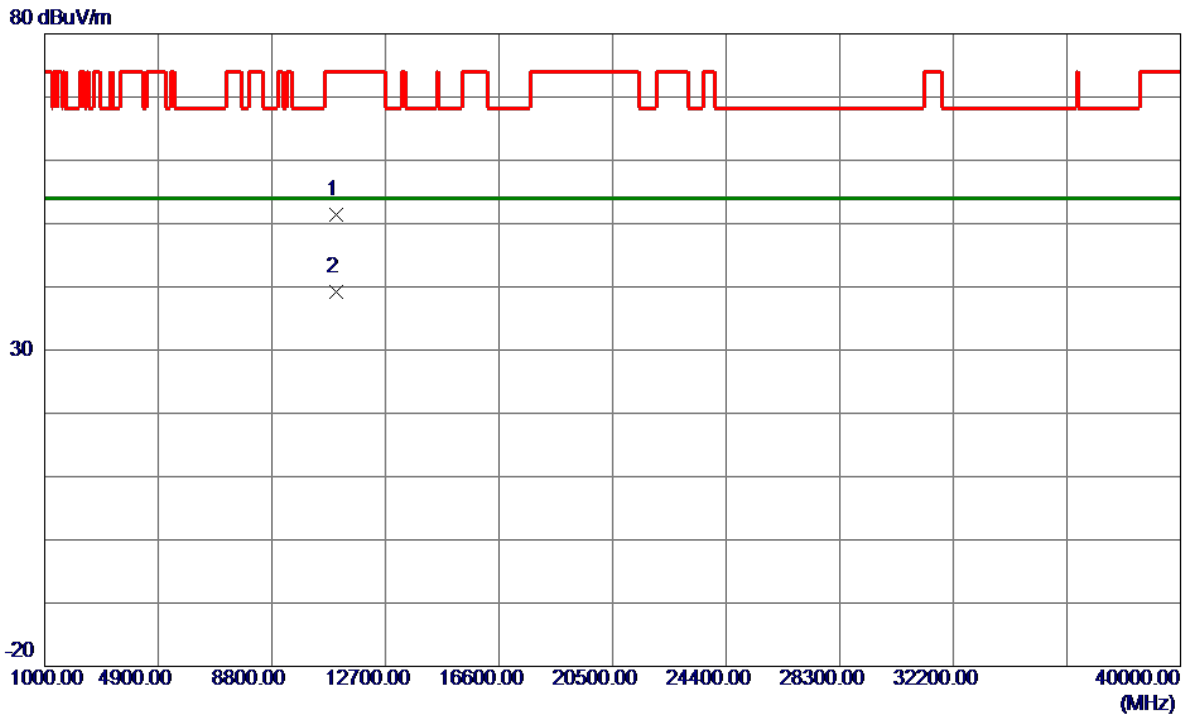


No.	Freq. MHz	Reading Level dBuV/m	Correct Factor dB	Measure ment dBuV/m	Limit dBuV/m	Margin dB	Detector	Comment
1	5460.0000	41.09	15.97	57.06	74.00	-16.94	Peak	
2	5460.0000	30.77	15.97	46.74	54.00	-7.26	AVG	
3	5470.0000	49.09	16.00	65.09	68.20	-3.11	Peak	
4 *	5512.8000	87.28	16.09	103.37	68.20	35.17	Peak	No Limit
5	5513.0000	78.75	16.09	94.84	999.00	-904.16	AVG	No Limit

REMARKS:

- (1) Measurement Value = Reading Level + Correct Factor.
- (2) Margin Level = Measurement Value - Limit Value.

Test Mode	UNII-2C_TX N(HT40) Mode 5510 MHz	Polarization	Vertical
-----------	----------------------------------	--------------	----------

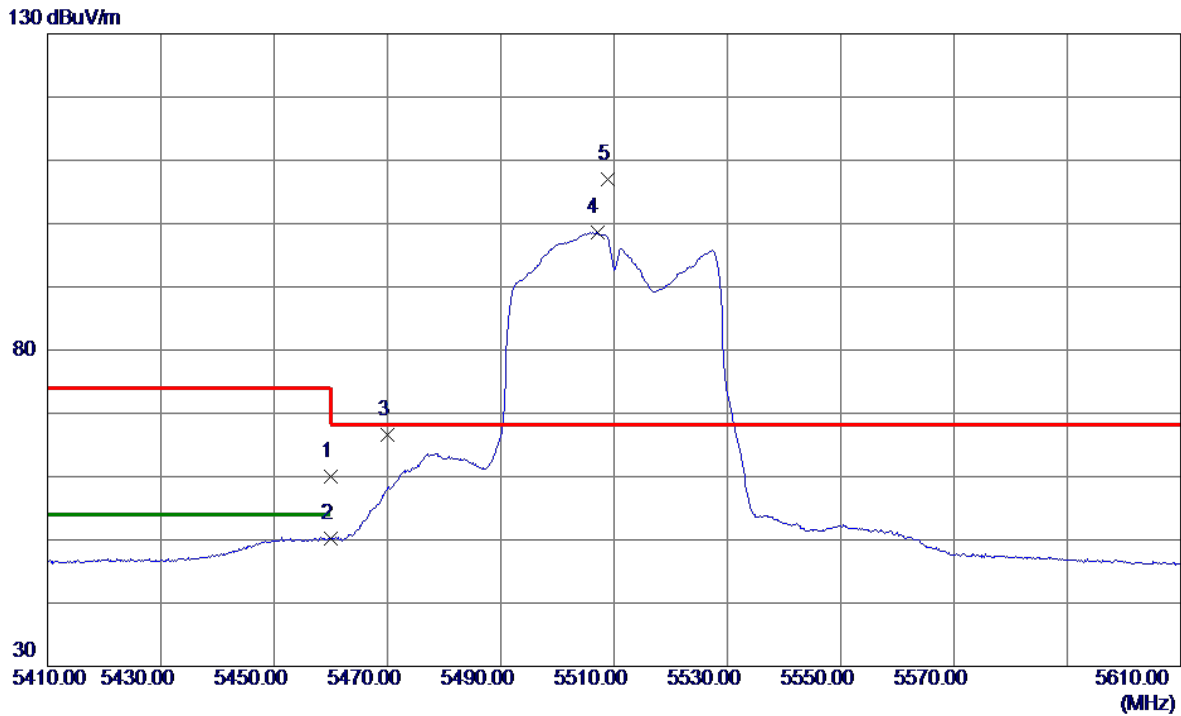


No.	Freq. MHz	Reading Level dBuV/m	Correct Factor dB	Measure ment dBuV/m	Limit dBuV/m	Margin dB	Detector	Comment
1	11019.0400	38.57	12.79	51.36	74.00	-22.64	Peak	
2 *	11021.5100	26.38	12.80	39.18	54.00	-14.82	AVG	

**REMARKS:**

- (1) Measurement Value = Reading Level + Correct Factor.
- (2) Margin Level = Measurement Value - Limit Value.

Test Mode	UNII-2C_TX N(HT40) Mode 5510 MHz	Polarization	Horizontal
-----------	----------------------------------	--------------	------------



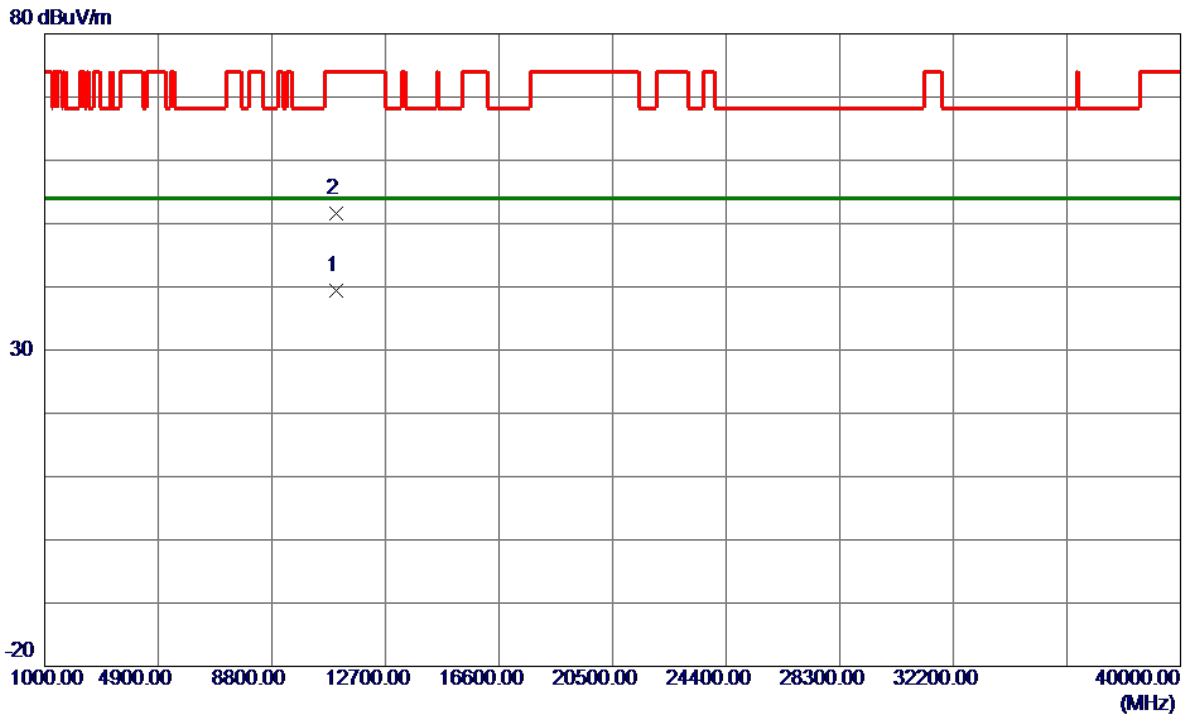
No.	Freq. MHz	Reading Level dBuV/m	Correct Factor dB	Measure ment dBuV/m	Limit dBuV/m	Margin dB	Detector	Comment
1	5460.0000	43.94	15.97	59.91	74.00	-14.09	Peak	
2	5460.0000	34.24	15.97	50.21	54.00	-3.79	AVG	
3	5470.0000	50.64	16.00	66.64	68.20	-1.56	Peak	
4	5507.0000	82.46	16.08	98.54	999.00	-900.46	AVG	No Limit
5 *	5508.8000	90.87	16.08	106.95	68.20	38.75	Peak	No Limit

REMARKS:

- (1) Measurement Value = Reading Level + Correct Factor.
- (2) Margin Level = Measurement Value - Limit Value.



Test Mode	UNII-2C_TX N(HT40) Mode 5510 MHz	Polarization	Horizontal
-----------	----------------------------------	--------------	------------

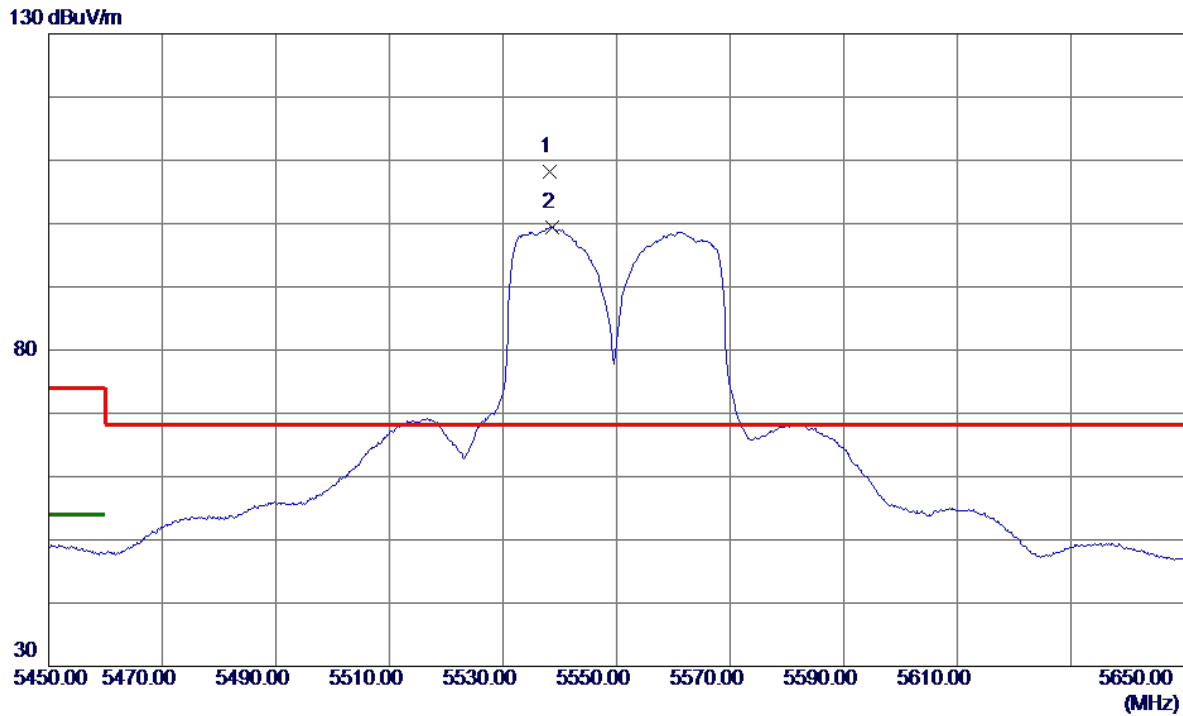


No.	Freq. MHz	Reading Level dBuV/m	Correct Factor dB	Measure ment dBuV/m	Limit dBuV/m	Margin dB	Detector	Comment
1 *	11017.6600	26.64	12.79	39.43	54.00	-14.57	AVG	
2	11021.3700	38.75	12.80	51.55	74.00	-22.45	Peak	

REMARKS:

- (1) Measurement Value = Reading Level + Correct Factor.
- (2) Margin Level = Measurement Value - Limit Value.

Test Mode	UNII-2C_TX N(HT40) Mode 5550 MHz	Polarization	Vertical
-----------	----------------------------------	--------------	----------

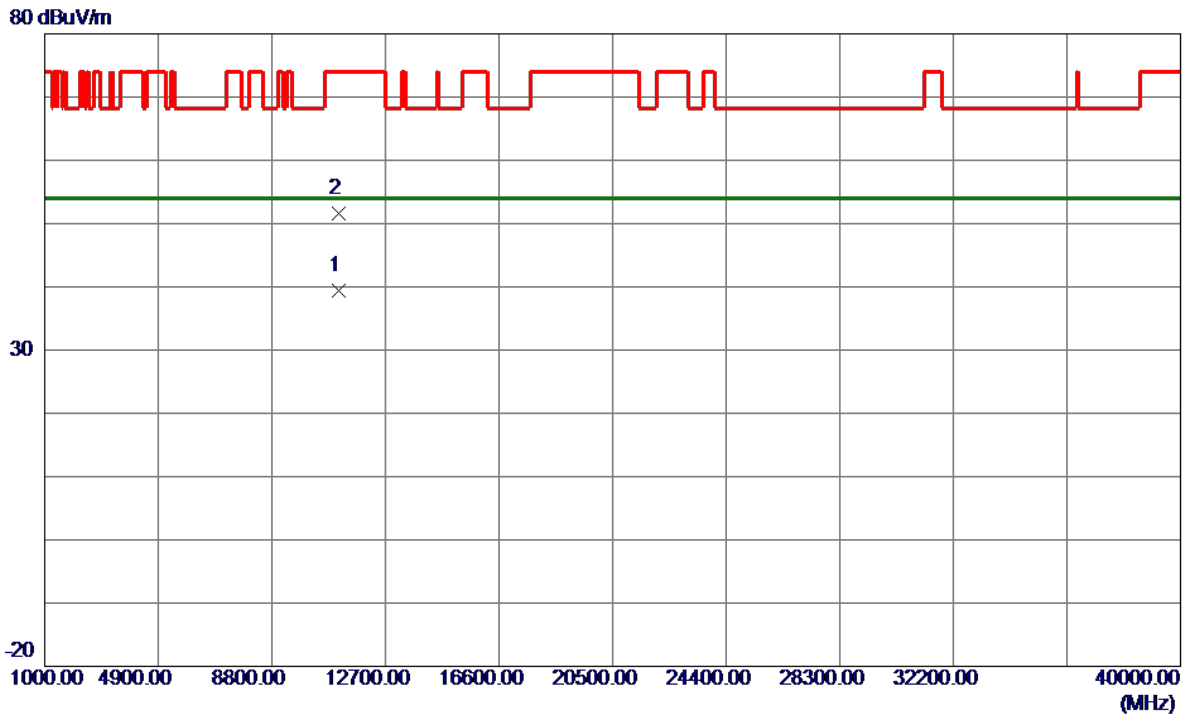


No.	Freq. MHz	Reading Level dBuV/m	Correct Factor dB	Measure ment dBuV/m	Limit dBuV/m	Margin dB	Detector	Comment
1 *	5538.2000	92.07	16.14	108.21	68.20	40.01	Peak	No Limit
2	5538.6000	83.35	16.14	99.49	999.00	-899.51	AVG	No Limit

REMARKS:

- (1) Measurement Value = Reading Level + Correct Factor.
- (2) Margin Level = Measurement Value - Limit Value.

Test Mode	UNII-2C_TX N(HT40) Mode 5550 MHz	Polarization	Vertical
-----------	----------------------------------	--------------	----------

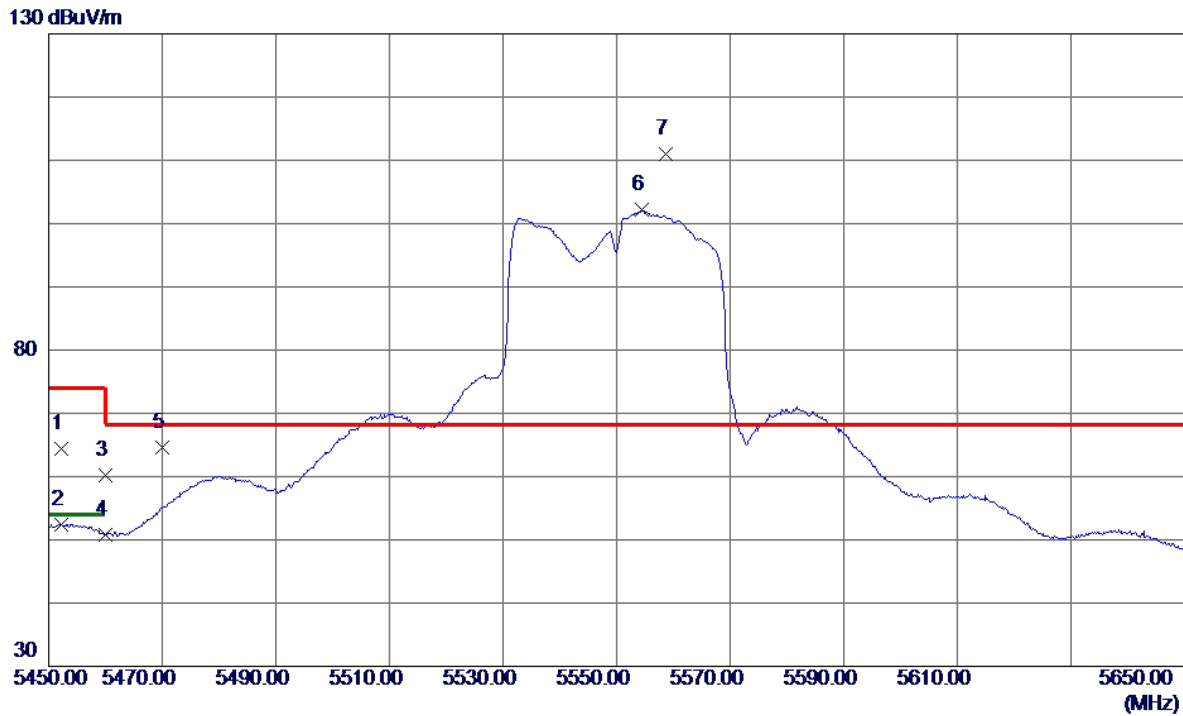


No.	Freq. MHz	Reading Level dBuV/m	Correct Factor dB	Measure ment dBuV/m	Limit dBuV/m	Margin dB	Detector	Comment
1 *	11098.6700	26.46	12.85	39.31	54.00	-14.69	AVG	
2	11099.5350	38.70	12.85	51.55	74.00	-22.45	Peak	

REMARKS:

- (1) Measurement Value = Reading Level + Correct Factor.
- (2) Margin Level = Measurement Value - Limit Value.

Test Mode	UNII-2C_TX N(HT40) Mode 5550 MHz	Polarization	Horizontal
-----------	----------------------------------	--------------	------------

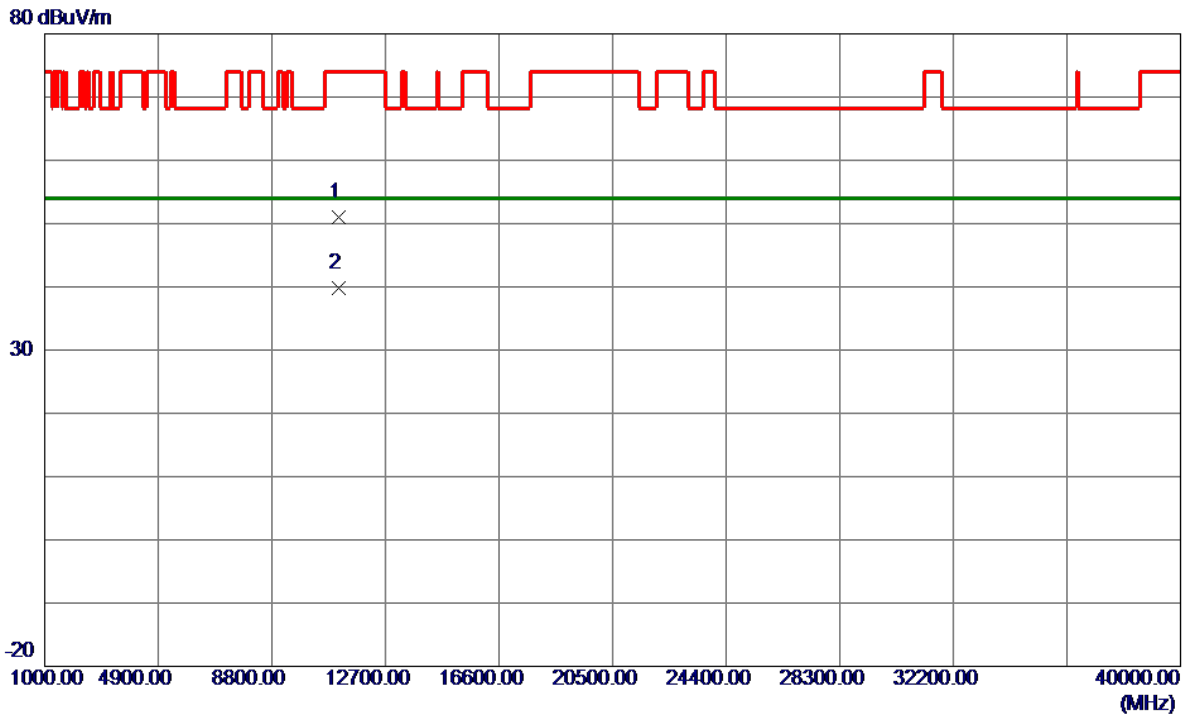


No.	Freq. MHz	Reading Level dBuV/m	Correct Factor dB	Measurement dBuV/m	Limit dBuV/m	Margin dB	Detector	Comment
1	5452.2000	48.53	15.96	64.49	74.00	-9.51	Peak	
2	5452.2000	36.51	15.96	52.47	54.00	-1.53	AVG	
3	5460.0000	44.27	15.97	60.24	74.00	-13.76	Peak	
4	5460.0000	34.92	15.97	50.89	54.00	-3.11	AVG	
5	5470.0000	48.66	16.00	64.66	68.20	-3.54	Peak	
6	5554.4000	85.95	16.17	102.12	999.00	-896.88	AVG	No Limit
7 *	5558.6000	94.76	16.18	110.94	68.20	42.74	Peak	No Limit

REMARKS:

- (1) Measurement Value = Reading Level + Correct Factor.
- (2) Margin Level = Measurement Value - Limit Value.

Test Mode	UNII-2C_TX N(HT40) Mode 5550 MHz	Polarization	Horizontal
-----------	----------------------------------	--------------	------------

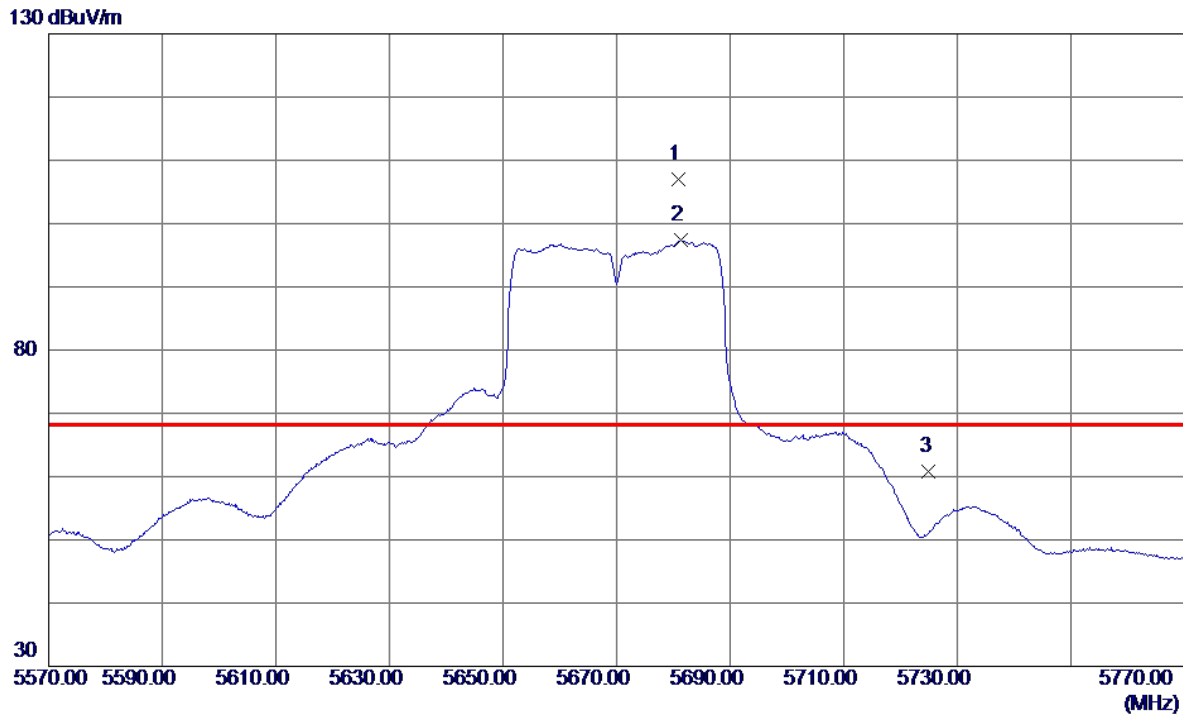


No.	Freq. MHz	Reading Level dBuV/m	Correct Factor dB	Measure ment dBuV/m	Limit dBuV/m	Margin dB	Detector	Comment
1	11100.3500	38.22	12.86	51.08	74.00	-22.92	Peak	
2 *	11102.0199	26.87	12.86	39.73	54.00	-14.27	AVG	

**REMARKS:**

- (1) Measurement Value = Reading Level + Correct Factor.
- (2) Margin Level = Measurement Value - Limit Value.

Test Mode	UNII-2C_TX N(HT40) Mode 5670 MHz	Polarization	Vertical
-----------	----------------------------------	--------------	----------

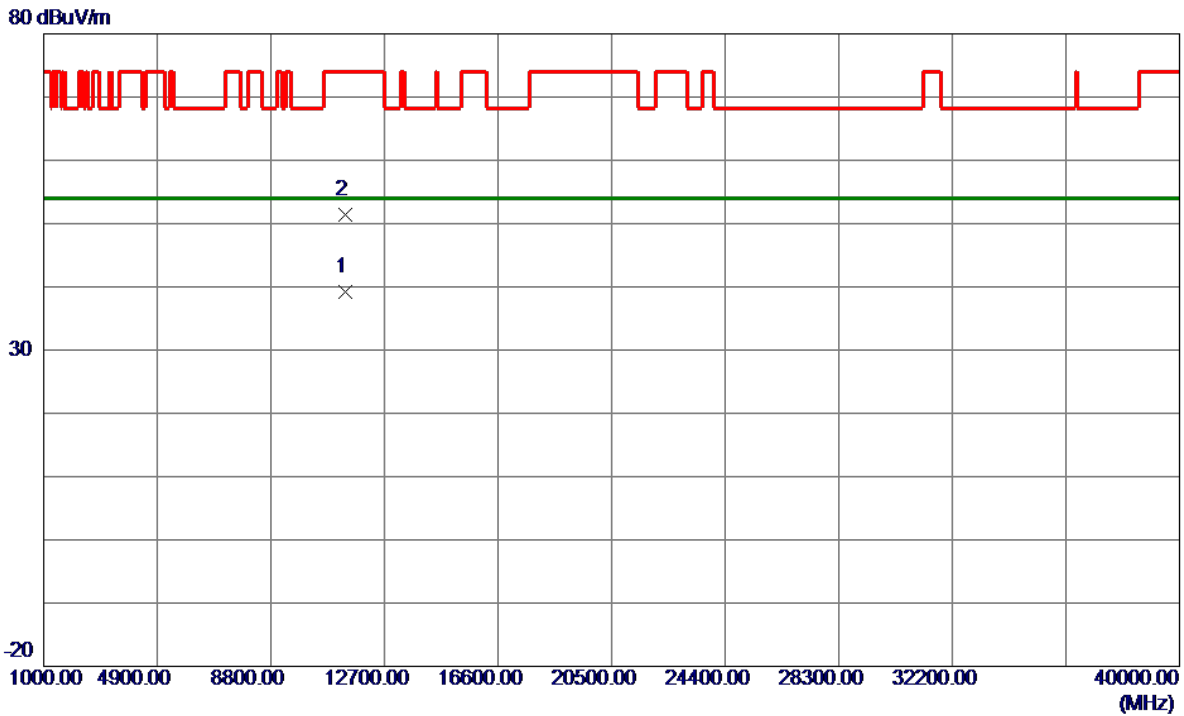


No.	Freq. MHz	Reading Level dBuV/m	Correct Factor dB	Measure ment dBuV/m	Limit dBuV/m	Margin dB	Detector	Comment
1 *	5680.8000	90.60	16.42	107.02	68.20	38.82	Peak	No Limit
2	5681.4000	80.90	16.43	97.33	999.00	-901.67	AVG	No Limit
3	5725.0000	44.24	16.51	60.75	68.20	-7.45	Peak	

**REMARKS:**

- (1) Measurement Value = Reading Level + Correct Factor.
- (2) Margin Level = Measurement Value - Limit Value.

Test Mode	UNII-2C_TX N(HT40) Mode 5670 MHz	Polarization	Vertical
-----------	----------------------------------	--------------	----------

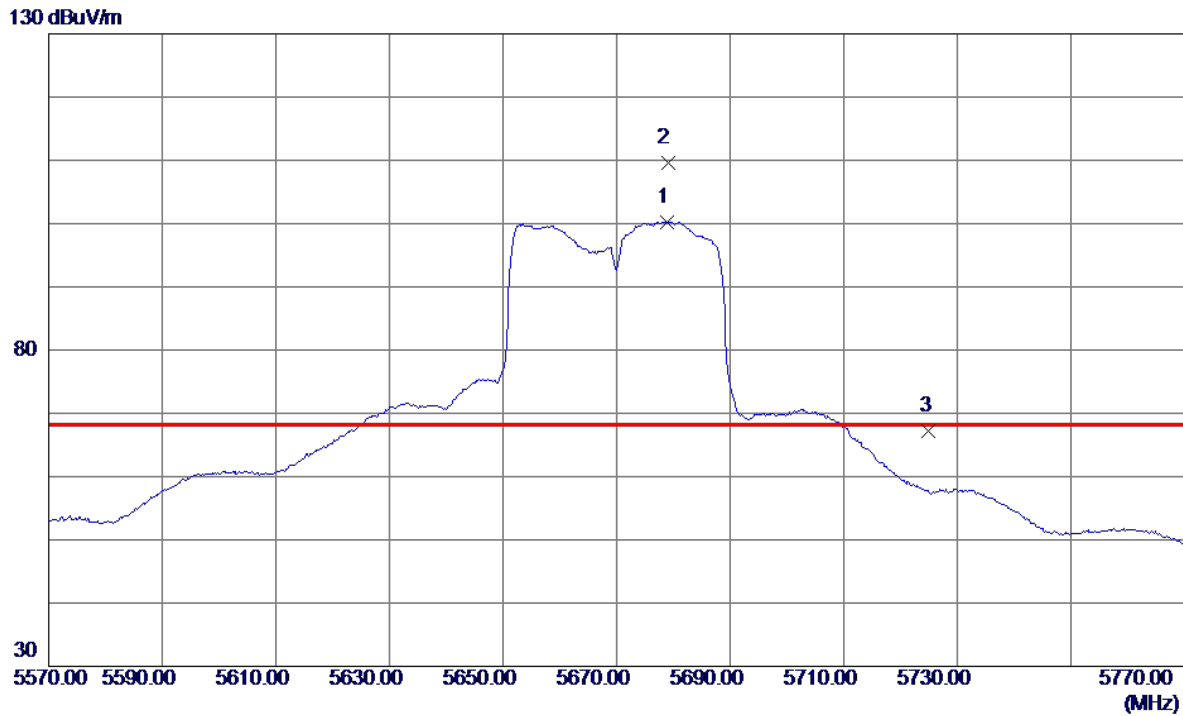


No.	Freq. MHz	Reading Level dBuV/m	Correct Factor dB	Measure ment dBuV/m	Limit dBuV/m	Margin dB	Detector	Comment
1 *	11340.3200	26.25	13.04	39.29	54.00	-14.71	AVG	
2	11341.4300	38.39	13.04	51.43	74.00	-22.57	Peak	

**REMARKS:**

- (1) Measurement Value = Reading Level + Correct Factor.
- (2) Margin Level = Measurement Value - Limit Value.

Test Mode	UNII-2C_TX N(HT40) Mode 5670 MHz	Polarization	Horizontal
-----------	----------------------------------	--------------	------------



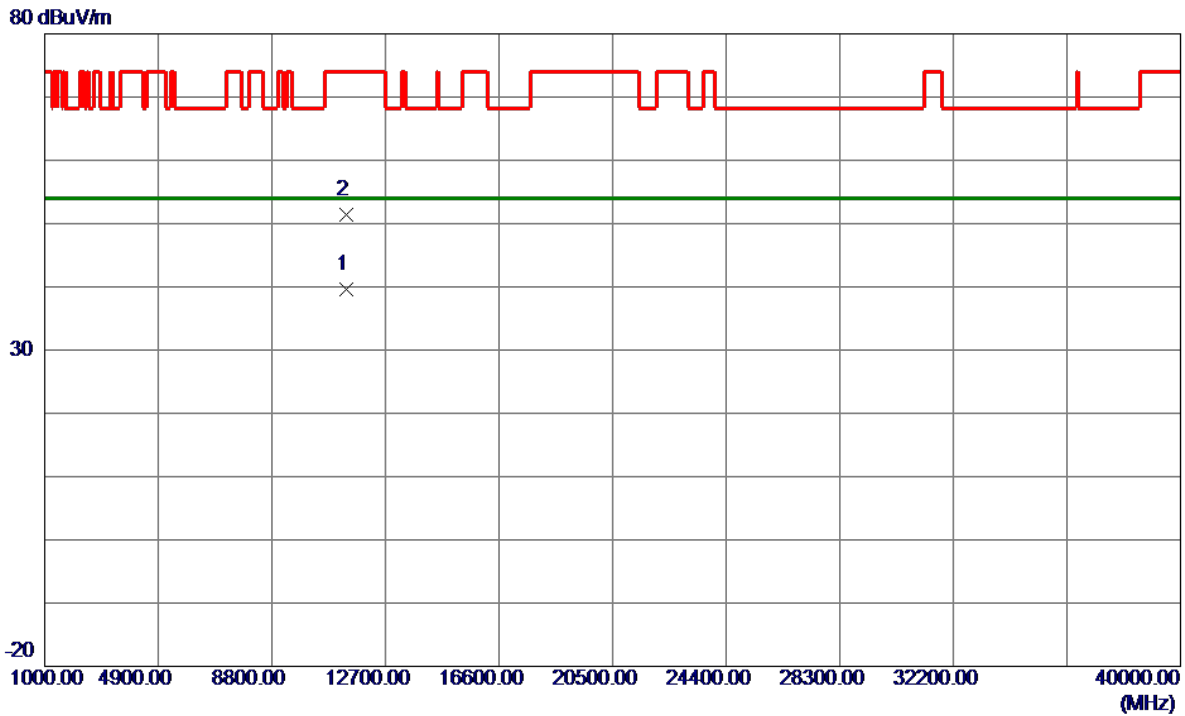
No.	Freq. MHz	Reading Level dBuV/m	Correct Factor dB	Measure ment dBuV/m	Limit dBuV/m	Margin dB	Detector	Comment
1	5678.8000	83.87	16.42	100.29	999.00	-898.71	AVG	No Limit
2 *	5679.0000	93.12	16.42	109.54	68.20	41.34	Peak	No Limit
3	5725.0000	50.71	16.51	67.22	68.20	-0.98	Peak	

REMARKS:

- (1) Measurement Value = Reading Level + Correct Factor.
- (2) Margin Level = Measurement Value - Limit Value.



Test Mode	UNII-2C_TX N(HT40) Mode 5670 MHz	Polarization	Horizontal
-----------	----------------------------------	--------------	------------

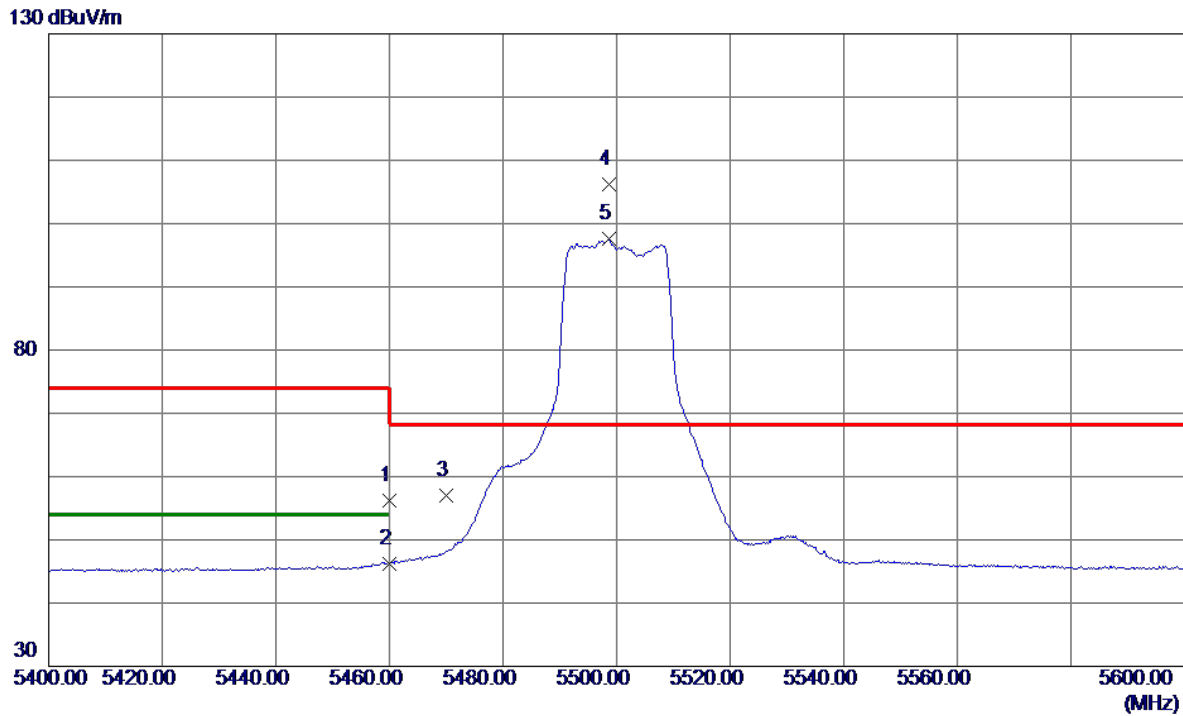


No.	Freq. MHz	Reading Level dBuV/m	Correct Factor dB	Measure ment dBuV/m	Limit dBuV/m	Margin dB	Detector	Comment
1 *	11340.2050	26.47	13.04	39.51	54.00	-14.49	AVG	
2	11341.6600	38.27	13.04	51.31	74.00	-22.69	Peak	

**REMARKS:**

- (1) Measurement Value = Reading Level + Correct Factor.
- (2) Margin Level = Measurement Value - Limit Value.

Test Mode	UNII-2C_TX AC(VHT20) Mode 5500 MHz	Polarization	Vertical
-----------	------------------------------------	--------------	----------

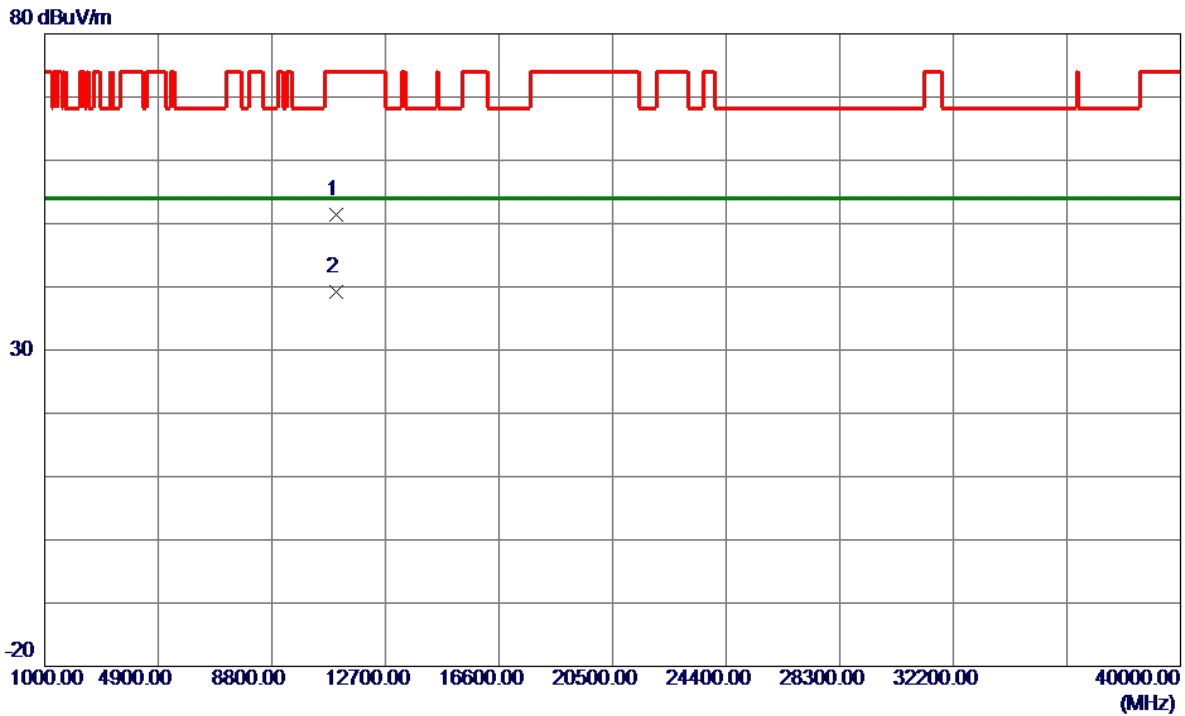


No.	Freq. MHz	Reading Level dBuV/m	Correct Factor dB	Measure ment dBuV/m	Limit dBuV/m	Margin dB	Detector	Comment
1	5460.0000	40.16	15.97	56.13	74.00	-17.87	Peak	
2	5460.0000	30.29	15.97	46.26	54.00	-7.74	AVG	
3	5470.0000	41.06	16.00	57.06	68.20	-11.14	Peak	
4 *	5498.6000	90.22	16.06	106.28	68.20	38.08	Peak	No Limit
5	5498.6000	81.46	16.06	97.52	999.00	-901.48	AVG	No Limit

REMARKS:

- (1) Measurement Value = Reading Level + Correct Factor.
- (2) Margin Level = Measurement Value - Limit Value.

Test Mode	UNII-2C_TX AC(VHT20) Mode 5500 MHz	Polarization	Vertical
-----------	------------------------------------	--------------	----------

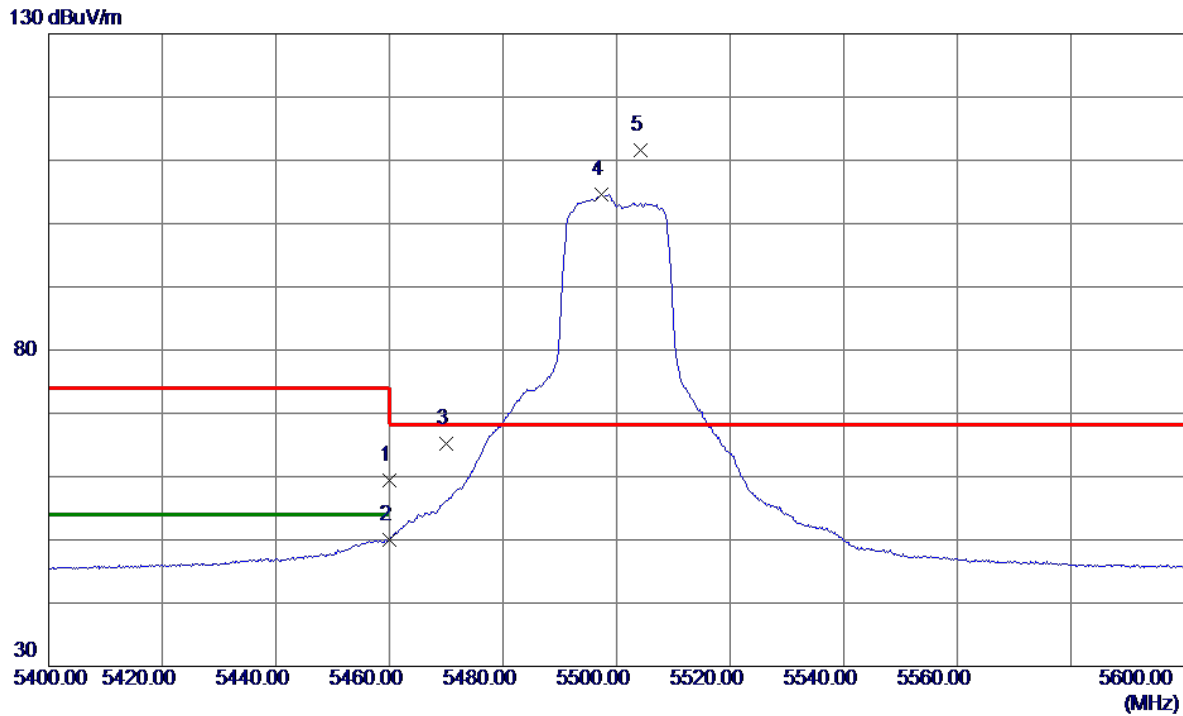


No.	Freq. MHz	Reading Level dBuV/m	Correct Factor dB	Measure ment dBuV/m	Limit dBuV/m	Margin dB	Detector	Comment
1	11001.6350	38.63	12.78	51.41	74.00	-22.59	Peak	
2 *	11002.1950	26.37	12.78	39.15	54.00	-14.85	AVG	

**REMARKS:**

- (1) Measurement Value = Reading Level + Correct Factor.
- (2) Margin Level = Measurement Value - Limit Value.

Test Mode	UNII-2C_TX AC(VHT20) Mode 5500 MHz	Polarization	Horizontal
-----------	------------------------------------	--------------	------------

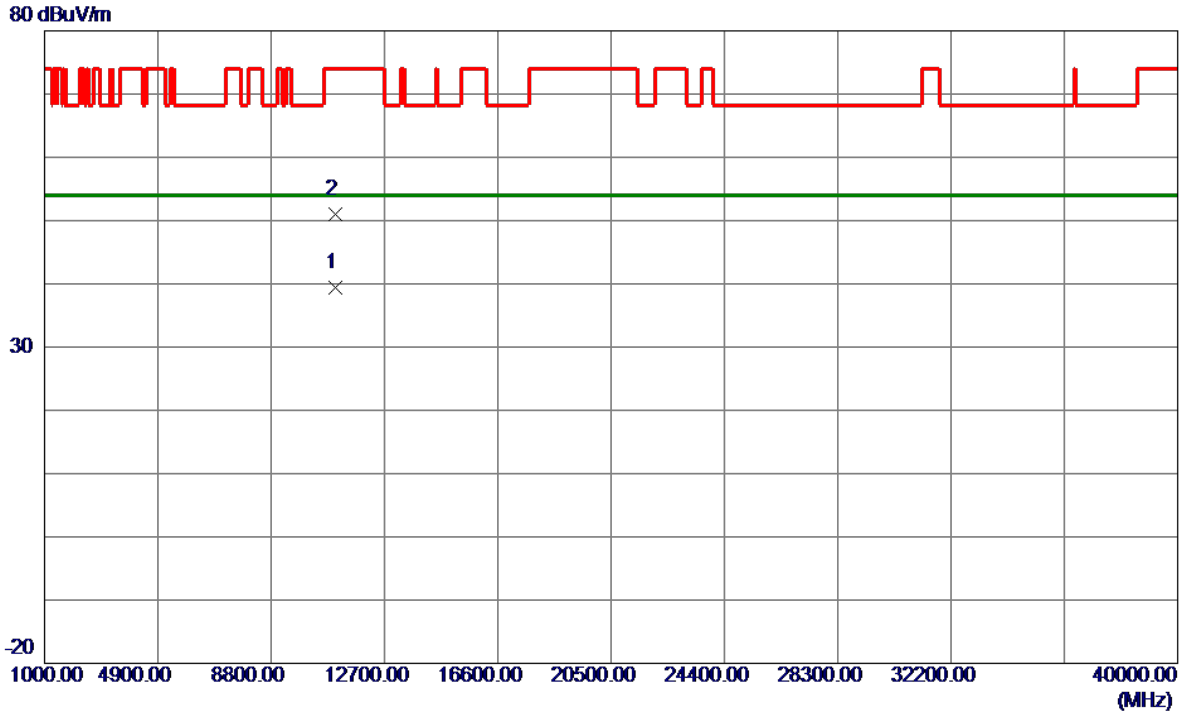


No.	Freq. MHz	Reading Level dBuV/m	Correct Factor dB	Measure ment dBuV/m	Limit dBuV/m	Margin dB	Detector	Comment
1	5460.0000	43.38	15.97	59.35	74.00	-14.65	Peak	
2	5460.0000	34.10	15.97	50.07	54.00	-3.93	AVG	
3	5470.0000	49.28	16.00	65.28	68.20	-2.92	Peak	
4	5497.4000	88.54	16.06	104.60	999.00	-894.40	AVG	No Limit
5 *	5504.2000	95.56	16.07	111.63	68.20	43.43	Peak	No Limit

REMARKS:

- (1) Measurement Value = Reading Level + Correct Factor.
- (2) Margin Level = Measurement Value - Limit Value.

Test Mode	UNII-2C_TX AC(VHT20) Mode 5500 MHz	Polarization	Horizontal
-----------	------------------------------------	--------------	------------

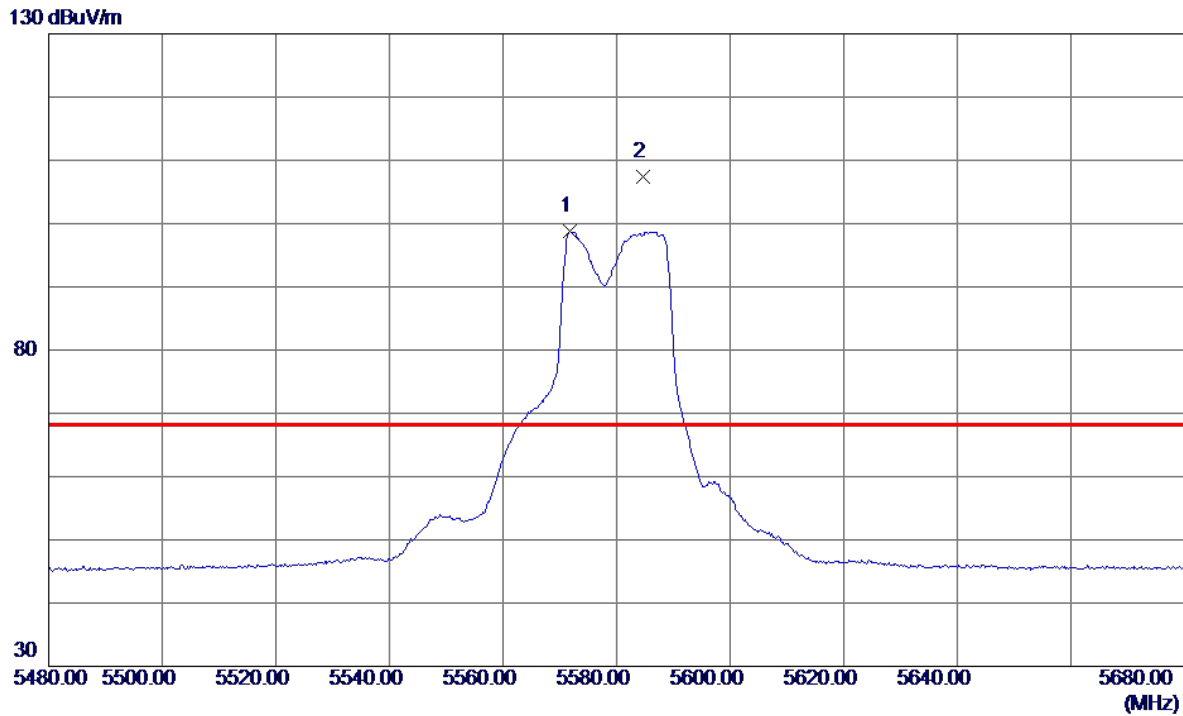


No.	Freq. MHz	Reading Level dBuV/m	Correct Factor dB	Measure ment dBuV/m	Limit dBuV/m	Margin dB	Detector	Comment
1 *	11001.2300	26.56	12.78	39.34	54.00	-14.66	AVG	
2	11001.9550	38.30	12.78	51.08	74.00	-22.92	Peak	

**REMARKS:**

- (1) Measurement Value = Reading Level + Correct Factor.
- (2) Margin Level = Measurement Value - Limit Value.

Test Mode	UNII-2C_TX AC(VHT20) Mode 5580 MHz	Polarization	Vertical
-----------	------------------------------------	--------------	----------

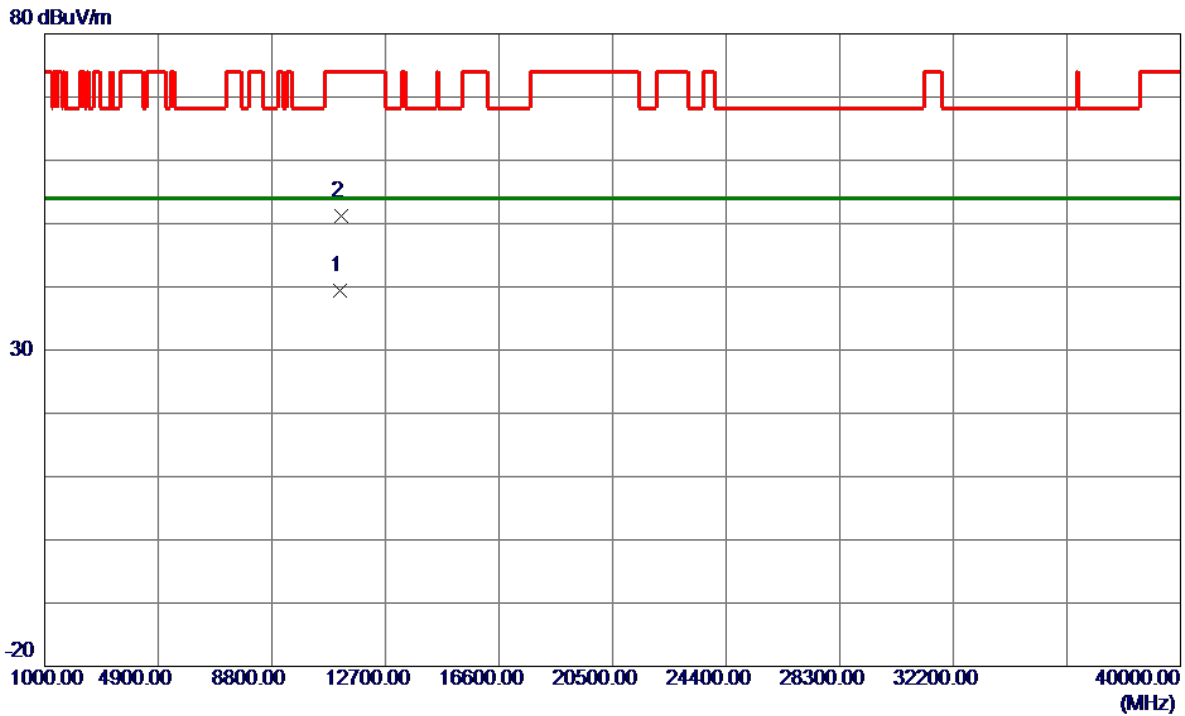


No.	Freq. MHz	Reading Level dBuV/m	Correct Factor dB	Measure ment dBuV/m	Limit dBuV/m	Margin dB	Detector	Comment
1	5571.8000	82.50	16.21	98.71	999.00	-900.29	AVG	No Limit
2 *	5584.6000	91.21	16.23	107.44	68.20	39.24	Peak	No Limit

REMARKS:

- (1) Measurement Value = Reading Level + Correct Factor.
- (2) Margin Level = Measurement Value - Limit Value.

Test Mode	UNII-2C_TX AC(VHT20) Mode 5580 MHz	Polarization	Vertical
-----------	------------------------------------	--------------	----------

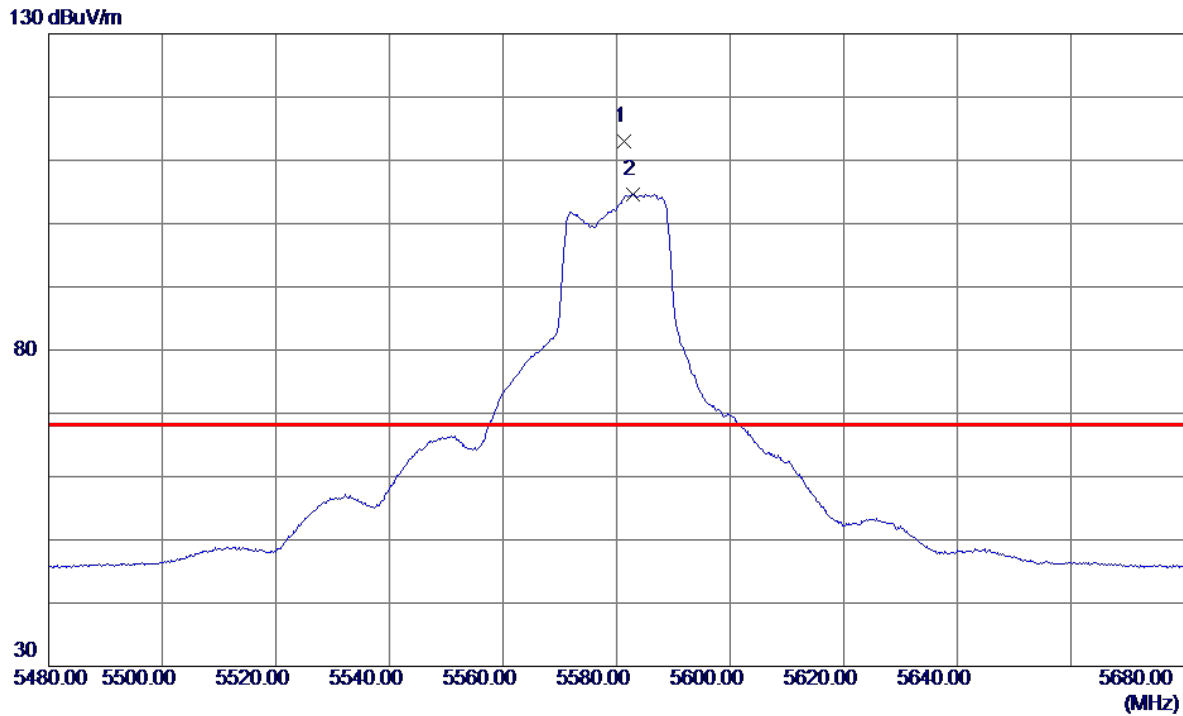


No.	Freq. MHz	Reading Level dBuV/m	Correct Factor dB	Measure ment dBuV/m	Limit dBuV/m	Margin dB	Detector	Comment
1 *	11160.8500	26.46	12.90	39.36	54.00	-14.64	AVG	
2	11162.4400	38.28	12.90	51.18	74.00	-22.82	Peak	

**REMARKS:**

- (1) Measurement Value = Reading Level + Correct Factor.
- (2) Margin Level = Measurement Value - Limit Value.

Test Mode	UNII-2C_TX AC(VHT20) Mode 5580 MHz	Polarization	Horizontal
-----------	------------------------------------	--------------	------------



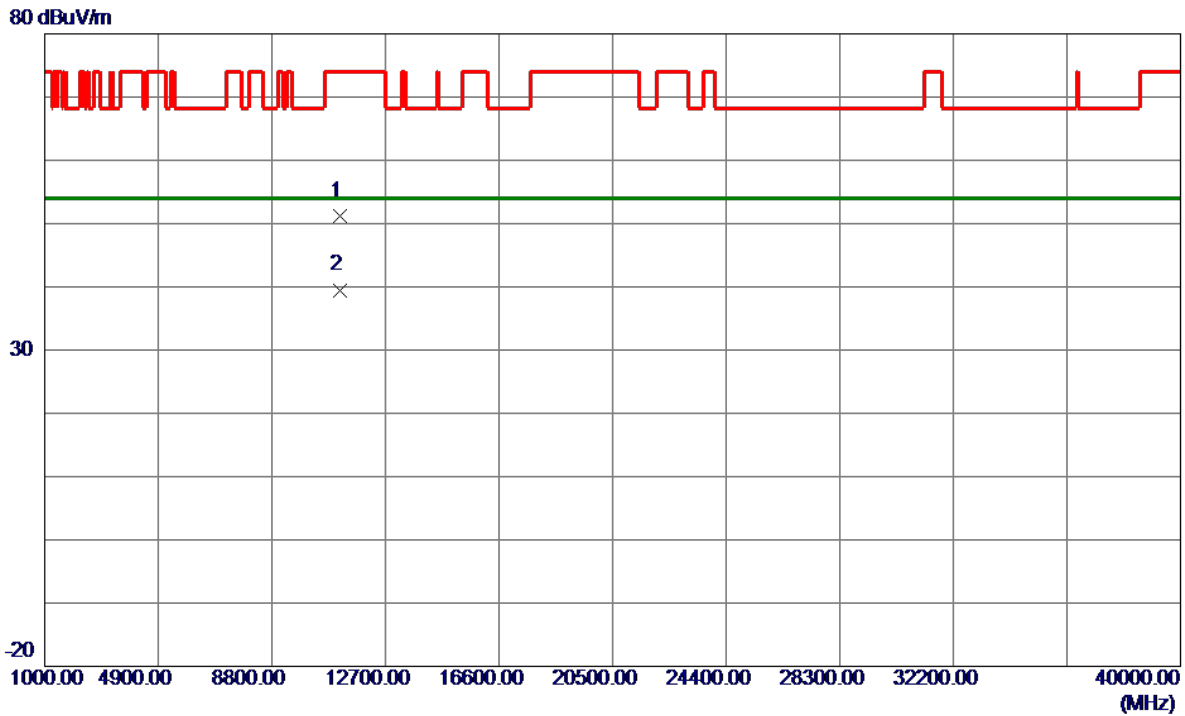
No.	Freq. MHz	Reading Level dBuV/m	Correct Factor dB	Measure ment dBuV/m	Limit dBuV/m	Margin dB	Detector	Comment
1 *	5581.4000	96.73	16.23	112.96	68.20	44.76	Peak	No Limit
2	5582.8000	88.46	16.23	104.69	999.00	-894.31	AVG	No Limit

**REMARKS:**

- (1) Measurement Value = Reading Level + Correct Factor.
- (2) Margin Level = Measurement Value - Limit Value.



Test Mode	UNII-2C_TX AC(VHT20) Mode 5580 MHz	Polarization	Horizontal
-----------	------------------------------------	--------------	------------

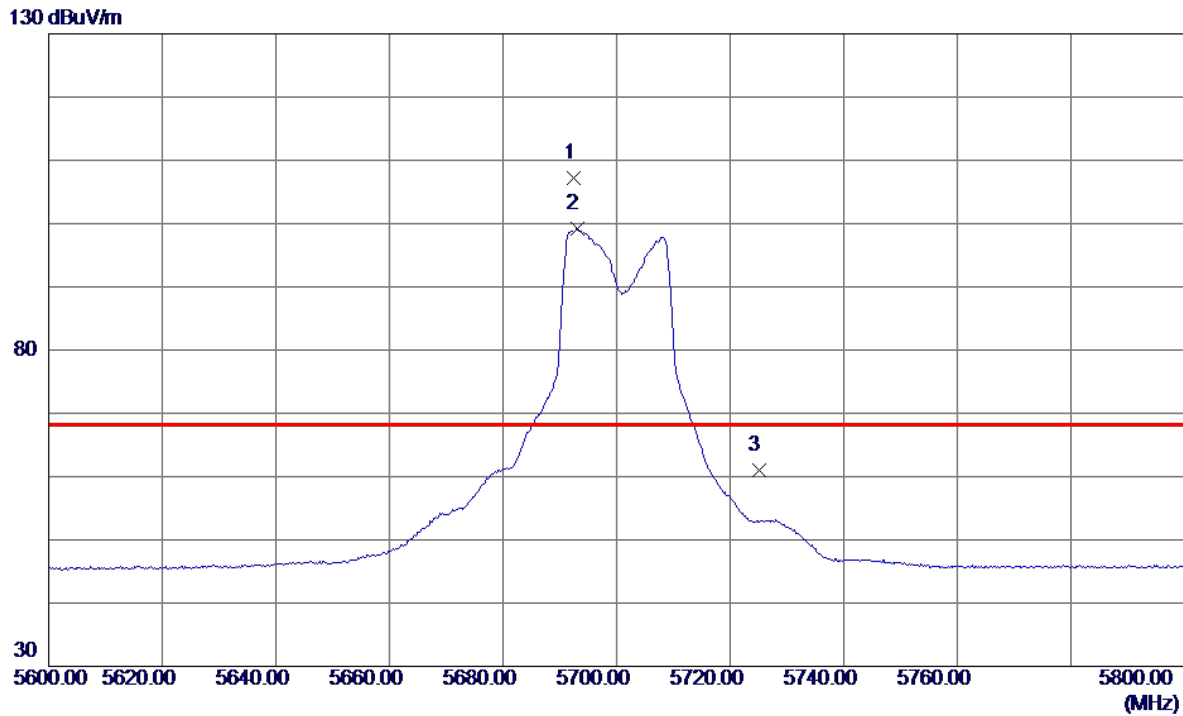


No.	Freq. MHz	Reading Level dBuV/m	Correct Factor dB	Measure ment dBuV/m	Limit dBuV/m	Margin dB	Detector	Comment
1	11157.8450	38.39	12.90	51.29	74.00	-22.71	Peak	
2 *	11158.3850	26.60	12.90	39.50	54.00	-14.50	AVG	

**REMARKS:**

- (1) Measurement Value = Reading Level + Correct Factor.
- (2) Margin Level = Measurement Value - Limit Value.

Test Mode	UNII-2C_TX AC(VHT20) Mode 5700 MHz	Polarization	Vertical
-----------	------------------------------------	--------------	----------

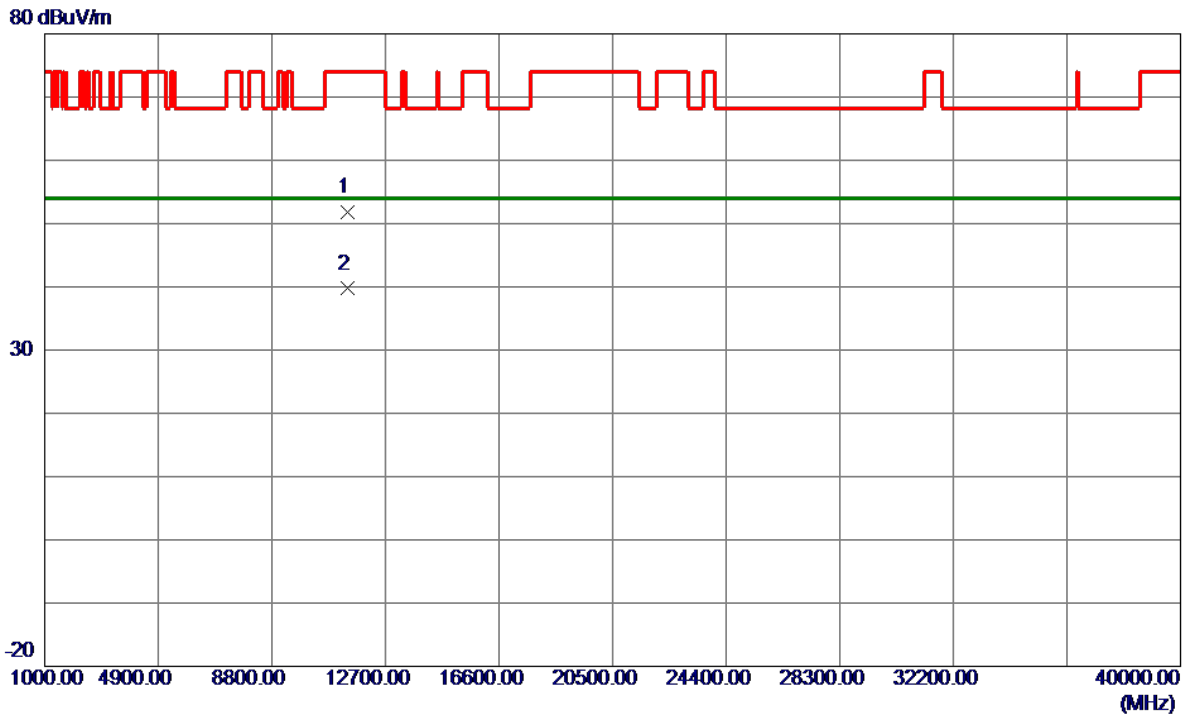


No.	Freq. MHz	Reading Level dBuV/m	Correct Factor dB	Measure ment dBuV/m	Limit dBuV/m	Margin dB	Detector	Comment
1 *	5692.4000	90.78	16.45	107.23	68.20	39.03	Peak	No Limit
2	5693.0000	82.72	16.45	99.17	999.00	-899.83	AVG	No Limit
3	5725.0000	44.57	16.51	61.08	68.20	-7.12	Peak	

REMARKS:

- (1) Measurement Value = Reading Level + Correct Factor.
- (2) Margin Level = Measurement Value - Limit Value.

Test Mode	UNII-2C_TX AC(VHT20) Mode 5700 MHz	Polarization	Vertical
-----------	------------------------------------	--------------	----------

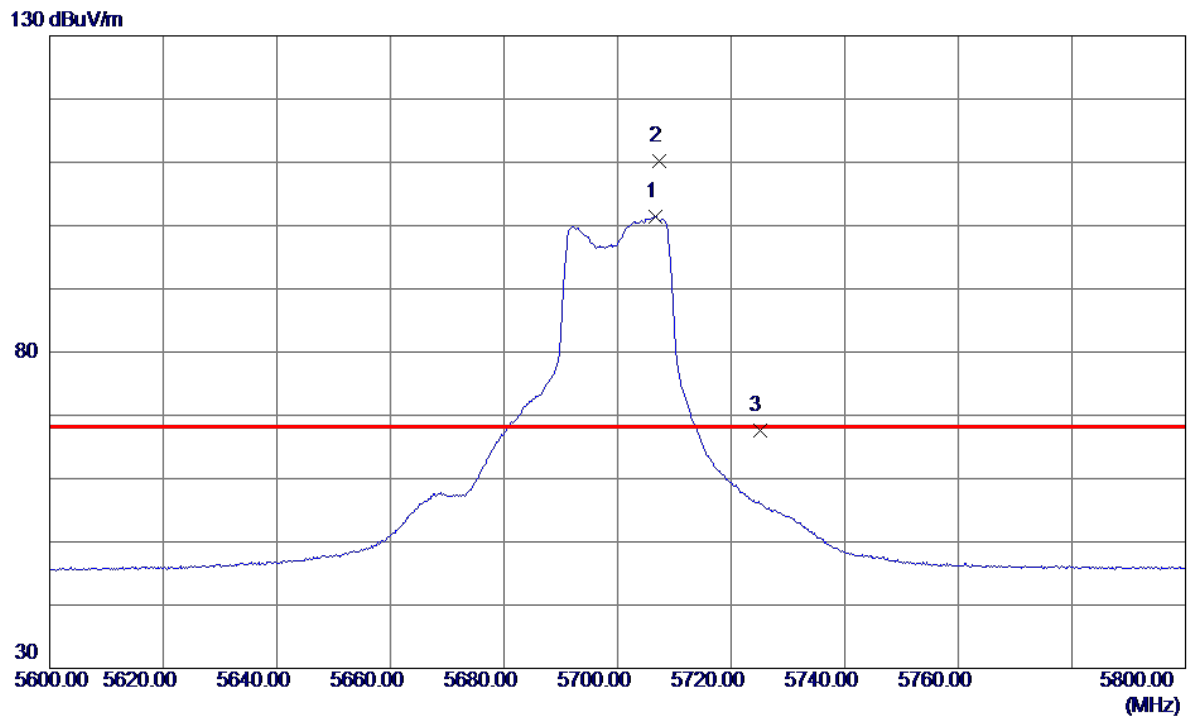


No.	Freq. MHz	Reading Level dBuV/m	Correct Factor dB	Measure ment dBuV/m	Limit dBuV/m	Margin dB	Detector	Comment
1	11398.2300	38.66	13.08	51.74	74.00	-22.26	Peak	
2 *	11400.4900	26.62	13.08	39.70	54.00	-14.30	AVG	

**REMARKS:**

- (1) Measurement Value = Reading Level + Correct Factor.
- (2) Margin Level = Measurement Value - Limit Value.

Test Mode	UNII-2C_TX AC(VHT20) Mode 5700 MHz	Polarization	Horizontal
-----------	------------------------------------	--------------	------------

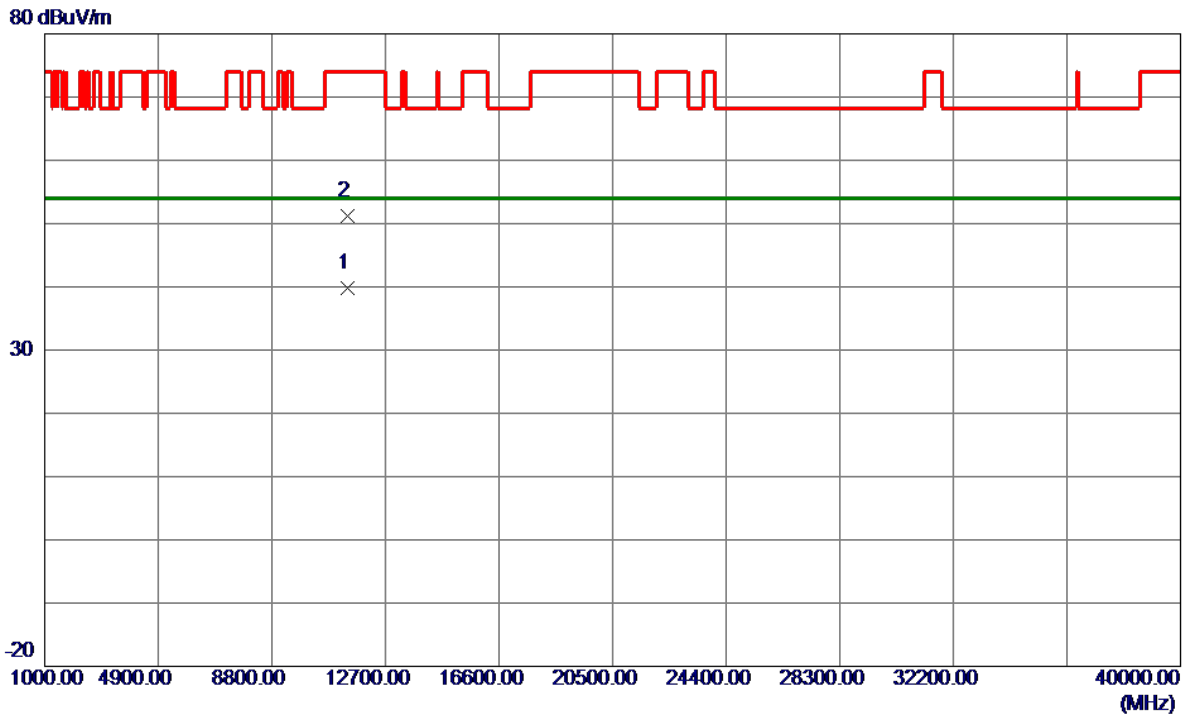


No.	Freq. MHz	Reading Level dBuV/m	Correct Factor dB	Measure ment dBuV/m	Limit dBuV/m	Margin dB	Detector	Comment
1	5706.6000	84.93	16.48	101.41	68.20	33.21	Peak	No Limit
2 *	5707.4000	93.70	16.48	110.18	68.20	41.98	Peak	No Limit
3	5725.0000	51.10	16.51	67.61	68.20	-0.59	Peak	

REMARKS:

- (1) Measurement Value = Reading Level + Correct Factor.
- (2) Margin Level = Measurement Value - Limit Value.

Test Mode	UNII-2C_TX AC(VHT20) Mode 5700 MHz	Polarization	Horizontal
-----------	------------------------------------	--------------	------------

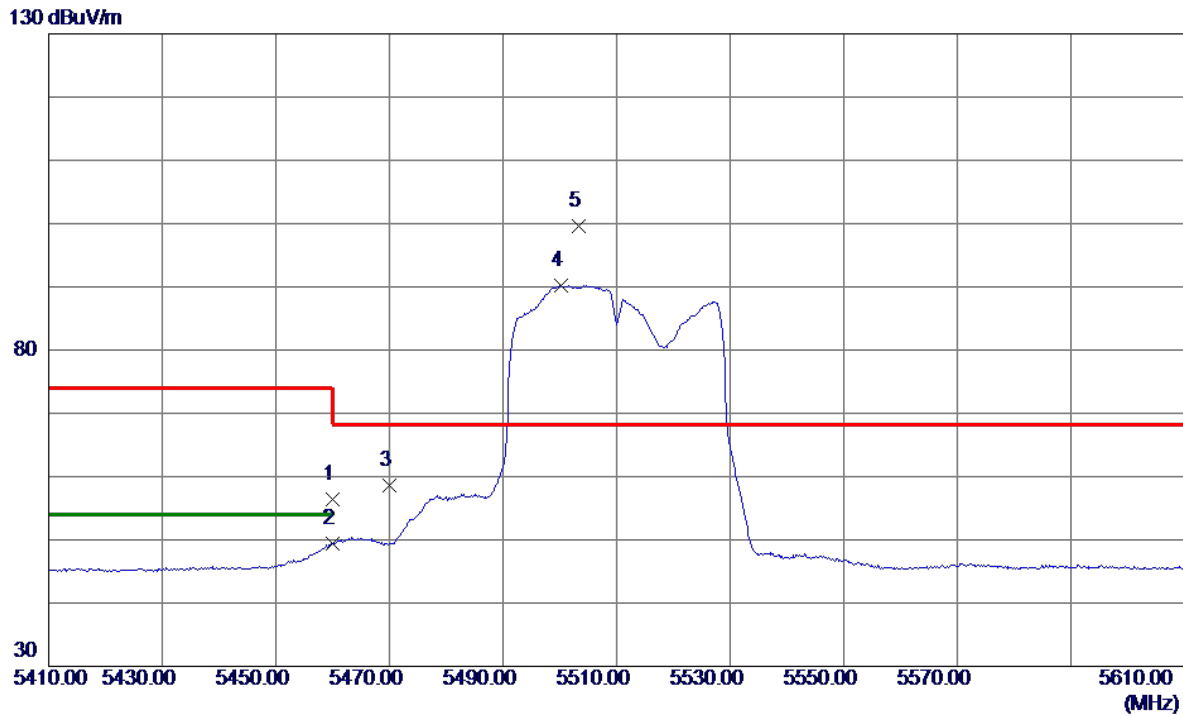


No.	Freq. MHz	Reading Level dBuV/m	Correct Factor dB	Measure ment dBuV/m	Limit dBuV/m	Margin dB	Detector	Comment
1 *	11400.0250	26.71	13.08	39.79	54.00	-14.21	AVG	
2	11402.3500	38.21	13.08	51.29	74.00	-22.71	Peak	

**REMARKS:**

- (1) Measurement Value = Reading Level + Correct Factor.
- (2) Margin Level = Measurement Value - Limit Value.

Test Mode	UNII-2C_TX AC(VHT40) Mode 5510 MHz	Polarization	Vertical
-----------	------------------------------------	--------------	----------

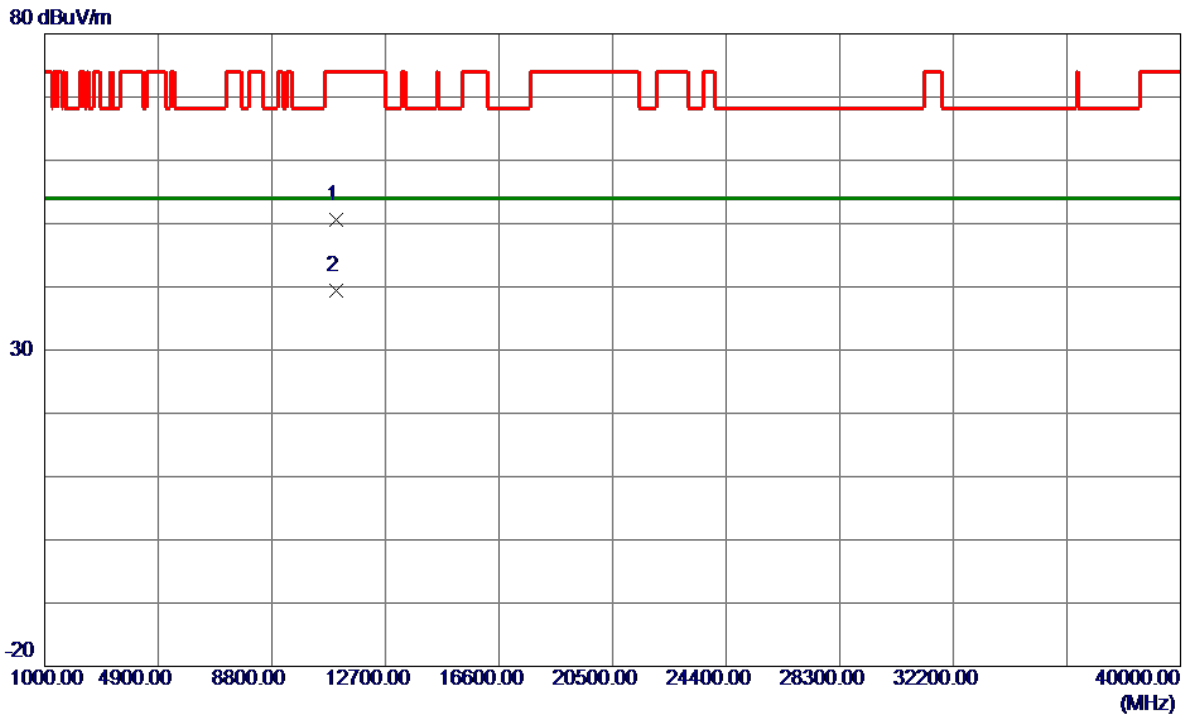


No.	Freq. MHz	Reading Level dBuV/m	Correct Factor dB	Measure ment dBuV/m	Limit dBuV/m	Margin dB	Detector	Comment
1	5460.0000	40.48	15.97	56.45	74.00	-17.55	Peak	
2	5460.0000	33.46	15.97	49.43	54.00	-4.57	AVG	
3	5470.0000	42.63	16.00	58.63	68.20	-9.57	Peak	
4	5500.2000	74.19	16.07	90.26	999.00	-908.74	AVG	No Limit
5 *	5503.4000	83.62	16.07	99.69	68.20	31.49	Peak	No Limit

REMARKS:

- (1) Measurement Value = Reading Level + Correct Factor.
- (2) Margin Level = Measurement Value - Limit Value.

Test Mode	UNII-2C_TX AC(VHT40) Mode 5510 MHz	Polarization	Vertical
-----------	------------------------------------	--------------	----------

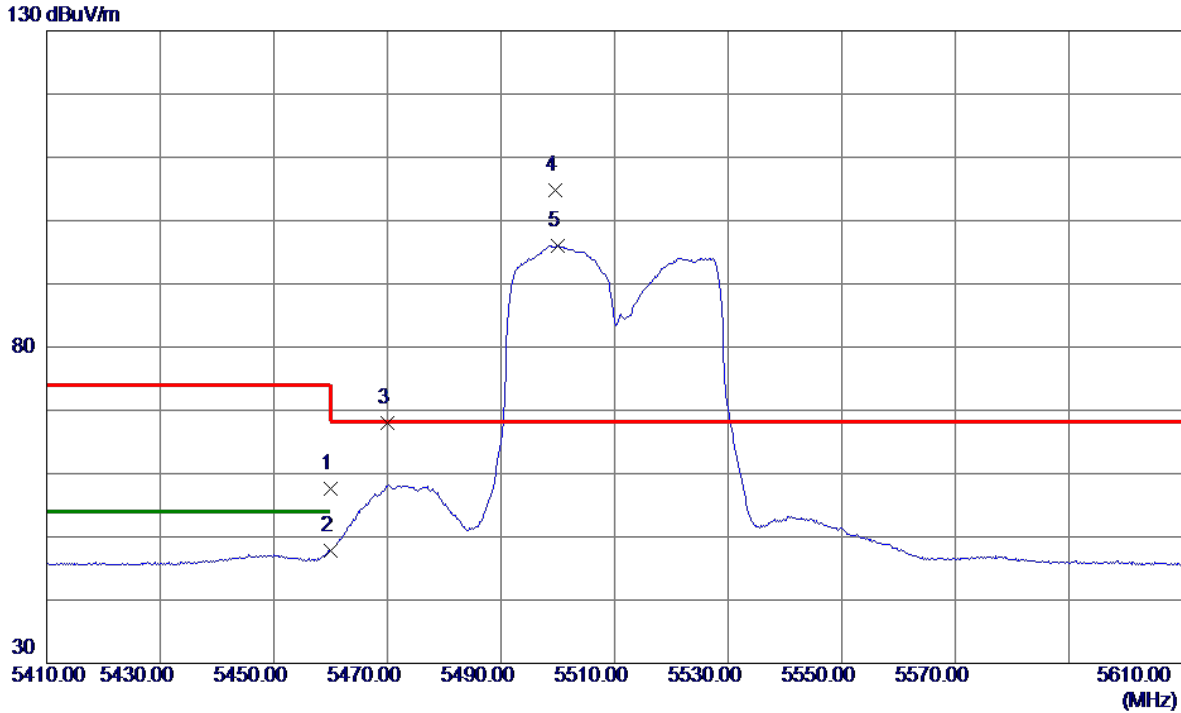


No.	Freq. MHz	Reading Level dBuV/m	Correct Factor dB	Measure ment dBuV/m	Limit dBuV/m	Margin dB	Detector	Comment
1	11019.6700	37.87	12.79	50.66	74.00	-23.34	Peak	
2 *	11019.7550	26.56	12.79	39.35	54.00	-14.65	AVG	

**REMARKS:**

- (1) Measurement Value = Reading Level + Correct Factor.
- (2) Margin Level = Measurement Value - Limit Value.

Test Mode	UNII-2C_TX AC(VHT40) Mode 5510 MHz	Polarization	Horizontal
-----------	------------------------------------	--------------	------------



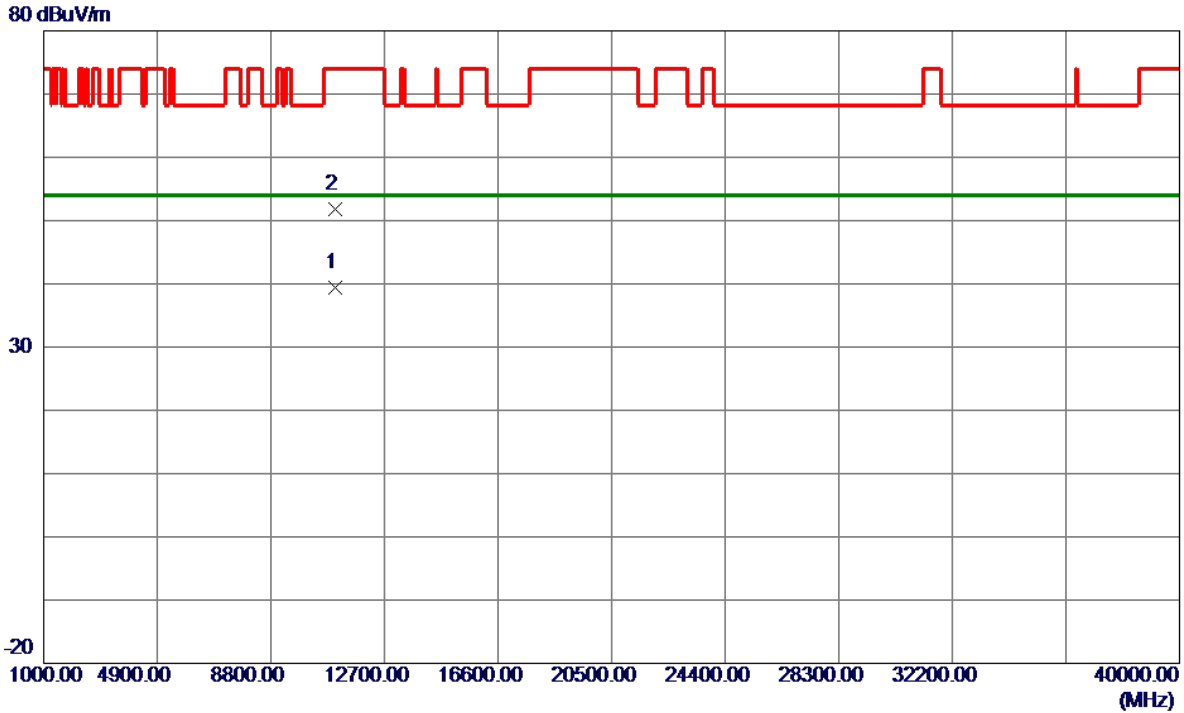
No.	Freq. MHz	Reading Level dBuV/m	Correct Factor dB	Measure ment dBuV/m	Limit dBuV/m	Margin dB	Detector	Comment
1	5460.0000	41.62	15.97	57.59	74.00	-16.41	Peak	
2	5460.0000	31.92	15.97	47.89	54.00	-6.11	AVG	
3	5470.0000	51.92	16.00	67.92	68.20	-0.28	Peak	
4 *	5499.6000	88.78	16.06	104.84	68.20	36.64	Peak	No Limit
5	5500.0000	80.03	16.06	96.09	999.00	-902.91	AVG	No Limit

**REMARKS:**

- (1) Measurement Value = Reading Level + Correct Factor.
- (2) Margin Level = Measurement Value - Limit Value.



Test Mode	UNII-2C_TX AC(VHT40) Mode 5510 MHz	Polarization	Horizontal
-----------	------------------------------------	--------------	------------

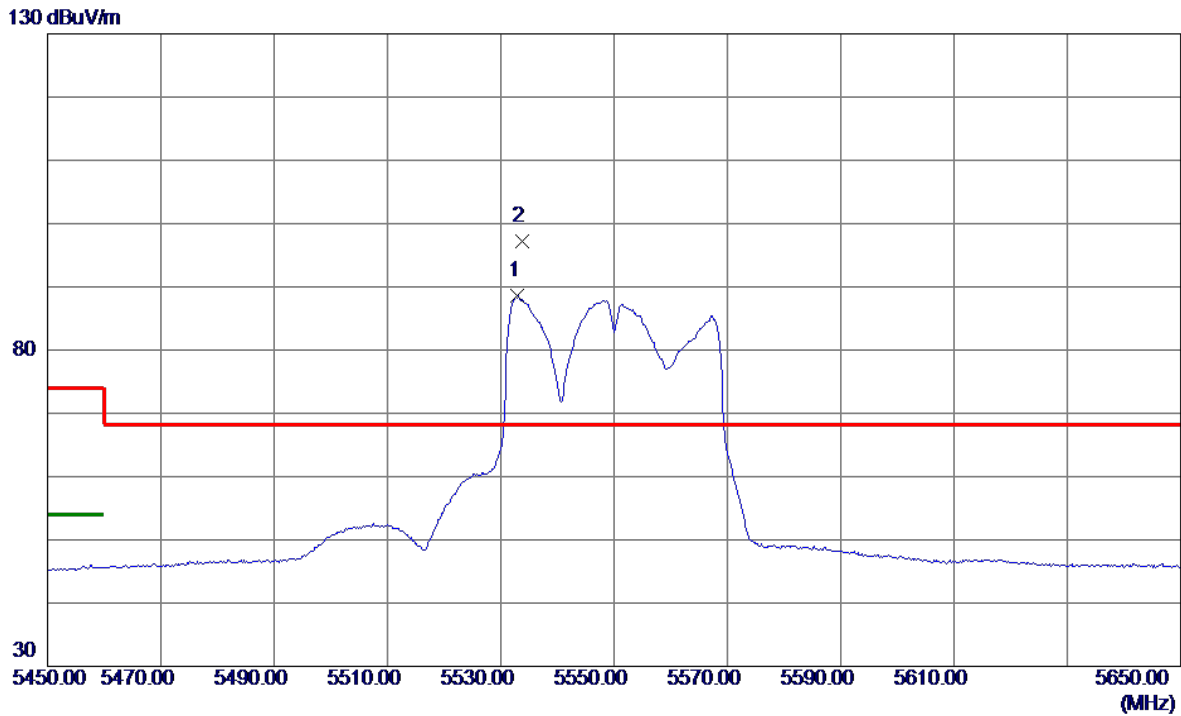


No.	Freq. MHz	Reading Level dBuV/m	Correct Factor dB	Measure ment dBuV/m	Limit dBuV/m	Margin dB	Detector	Comment
1 *	11018.9650	26.68	12.79	39.47	54.00	-14.53	AVG	
2	11019.3949	38.99	12.79	51.78	74.00	-22.22	Peak	

**REMARKS:**

- (1) Measurement Value = Reading Level + Correct Factor.
- (2) Margin Level = Measurement Value - Limit Value.

Test Mode	UNII-2C_TX AC(VHT40) Mode 5550 MHz	Polarization	Vertical
-----------	------------------------------------	--------------	----------

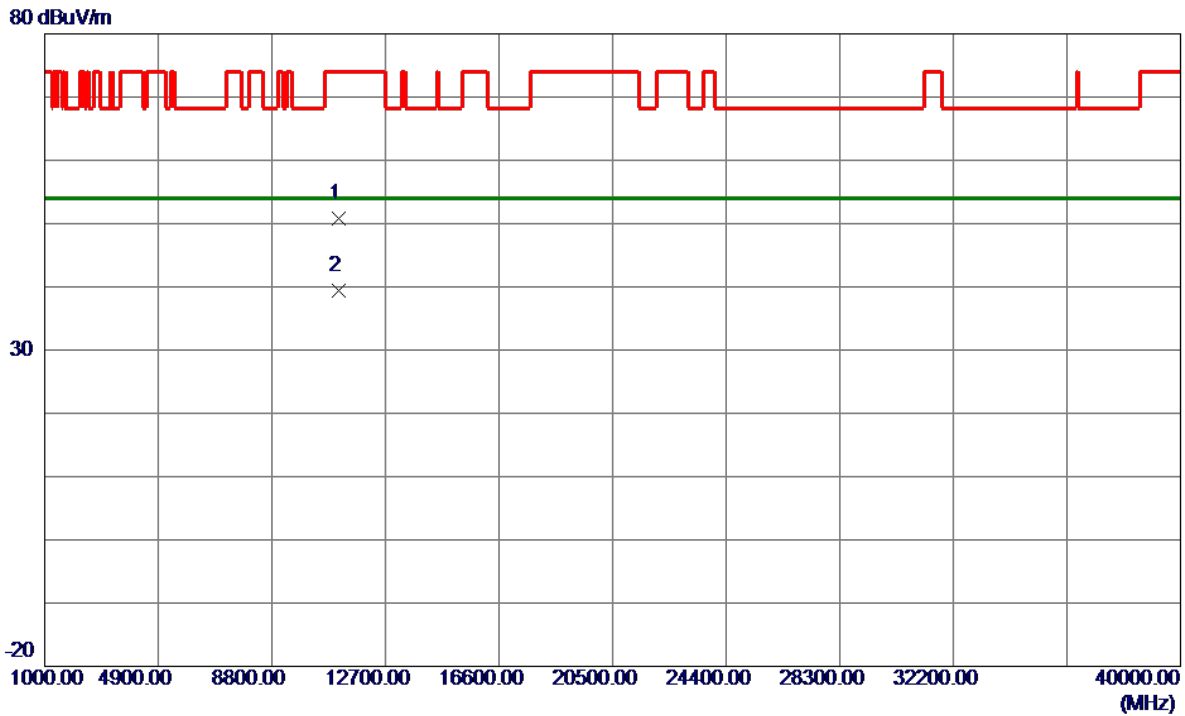


No.	Freq. MHz	Reading Level dBuV/m	Correct Factor dB	Measure ment dBuV/m	Limit dBuV/m	Margin dB	Detector	Comment
1	5533.0000	72.51	16.13	88.64	999.00	-910.36	AVG	No Limit
2 *	5533.8000	81.11	16.13	97.24	68.20	29.04	Peak	No Limit

**REMARKS:**

- (1) Measurement Value = Reading Level + Correct Factor.
- (2) Margin Level = Measurement Value - Limit Value.

Test Mode	UNII-2C_TX AC(VHT40) Mode 5550 MHz	Polarization	Vertical
-----------	------------------------------------	--------------	----------

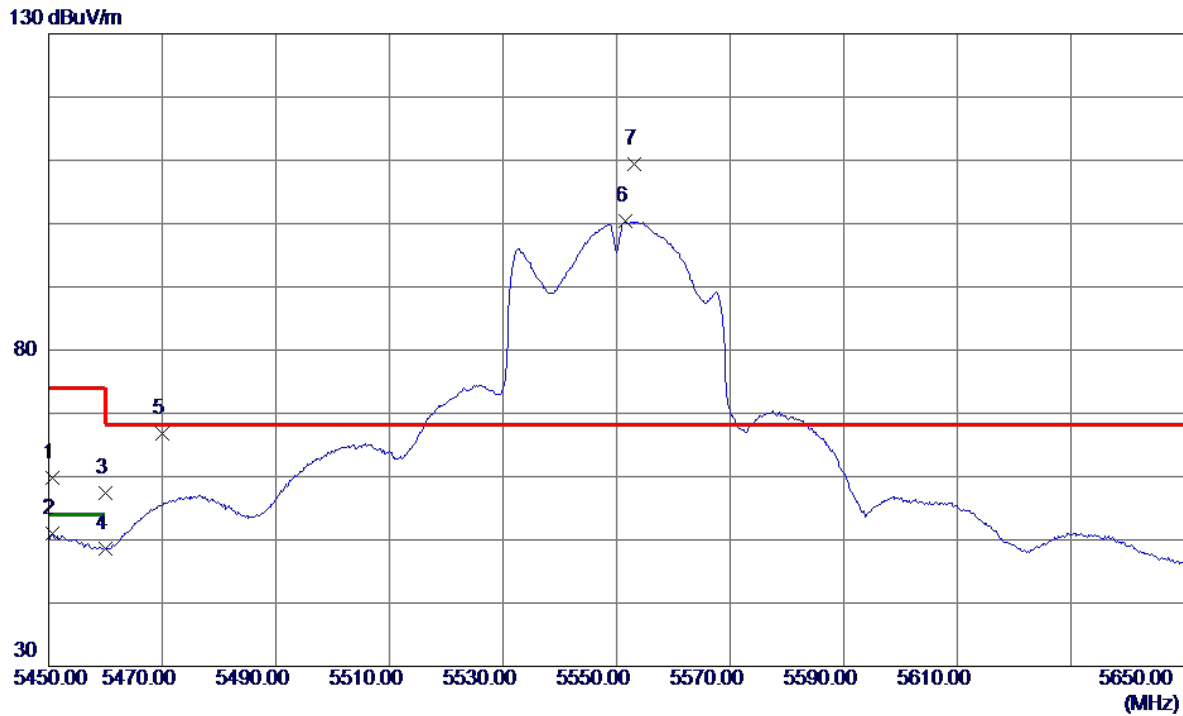


No.	Freq. MHz	Reading Level dBuV/m	Correct Factor dB	Measure ment dBuV/m	Limit dBuV/m	Margin dB	Detector	Comment
1	11098.4150	37.90	12.85	50.75	74.00	-23.25	Peak	
2 *	11099.5800	26.48	12.85	39.33	54.00	-14.67	AVG	

**REMARKS:**

- (1) Measurement Value = Reading Level + Correct Factor.
- (2) Margin Level = Measurement Value - Limit Value.

Test Mode	UNII-2C_TX AC(VHT40) Mode 5550 MHz	Polarization	Horizontal
-----------	------------------------------------	--------------	------------

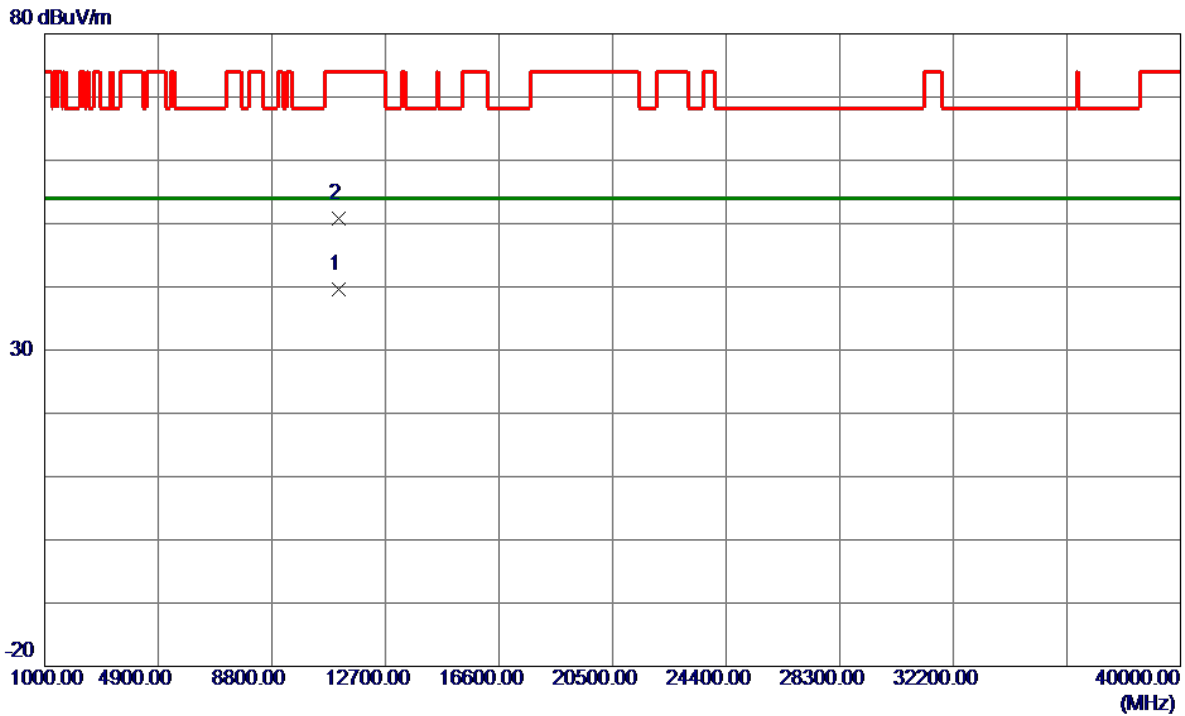


No.	Freq. MHz	Reading Level dBuV/m	Correct Factor dB	Measure ment dBuV/m	Limit dBuV/m	Margin dB	Detector	Comment
1	5450.6000	43.78	15.95	59.73	74.00	-14.27	Peak	
2	5450.6000	34.96	15.95	50.91	54.00	-3.09	AVG	
3	5460.0000	41.40	15.97	57.37	74.00	-16.63	Peak	
4	5460.0000	32.67	15.97	48.64	54.00	-5.36	AVG	
5	5470.0000	50.77	16.00	66.77	68.20	-1.43	Peak	
6	5551.6000	84.15	16.17	100.32	999.00	-898.68	AVG	No Limit
7 *	5553.2000	93.15	16.17	109.32	68.20	41.12	Peak	No Limit

REMARKS:

- (1) Measurement Value = Reading Level + Correct Factor.
- (2) Margin Level = Measurement Value - Limit Value.

Test Mode	UNII-2C_TX AC(VHT40) Mode 5550 MHz	Polarization	Horizontal
-----------	------------------------------------	--------------	------------

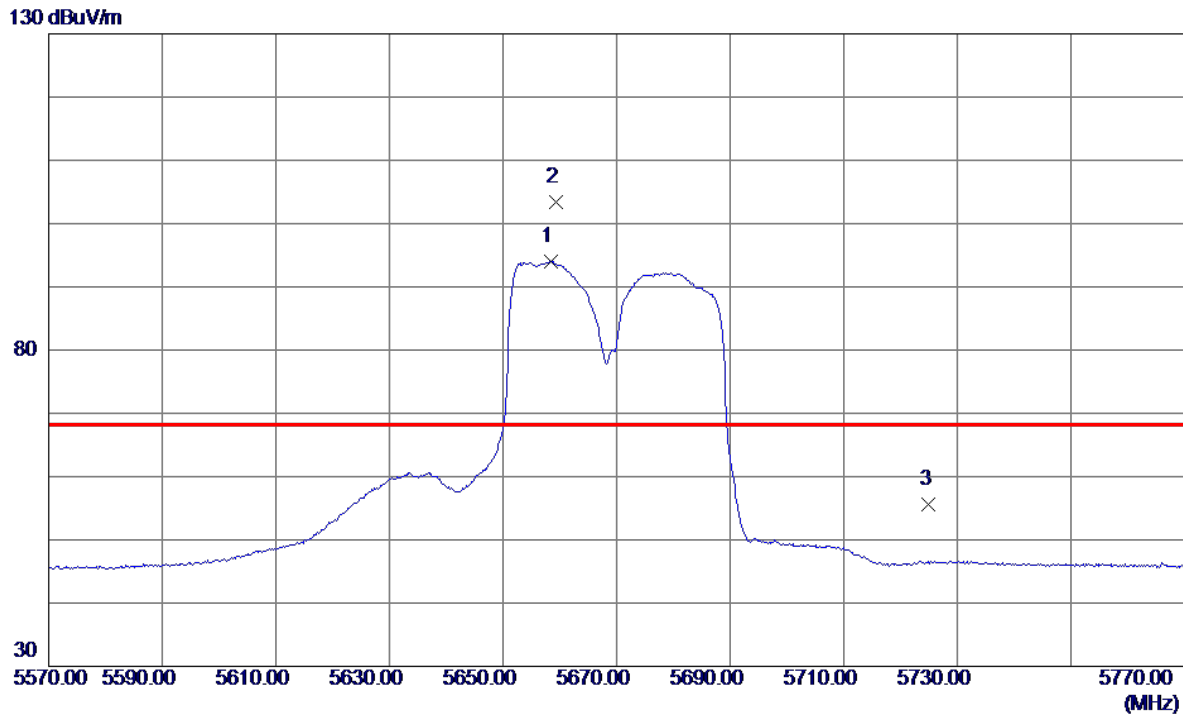


No.	Freq. MHz	Reading Level dBuV/m	Correct Factor dB	Measure ment dBuV/m	Limit dBuV/m	Margin dB	Detector	Comment
1 *	11100.5750	26.71	12.86	39.57	54.00	-14.43	AVG	
2	11101.0250	37.94	12.86	50.80	74.00	-23.20	Peak	

**REMARKS:**

- (1) Measurement Value = Reading Level + Correct Factor.
- (2) Margin Level = Measurement Value - Limit Value.

Test Mode	UNII-2C_TX AC(VHT40) Mode 5670 MHz	Polarization	Vertical
-----------	------------------------------------	--------------	----------

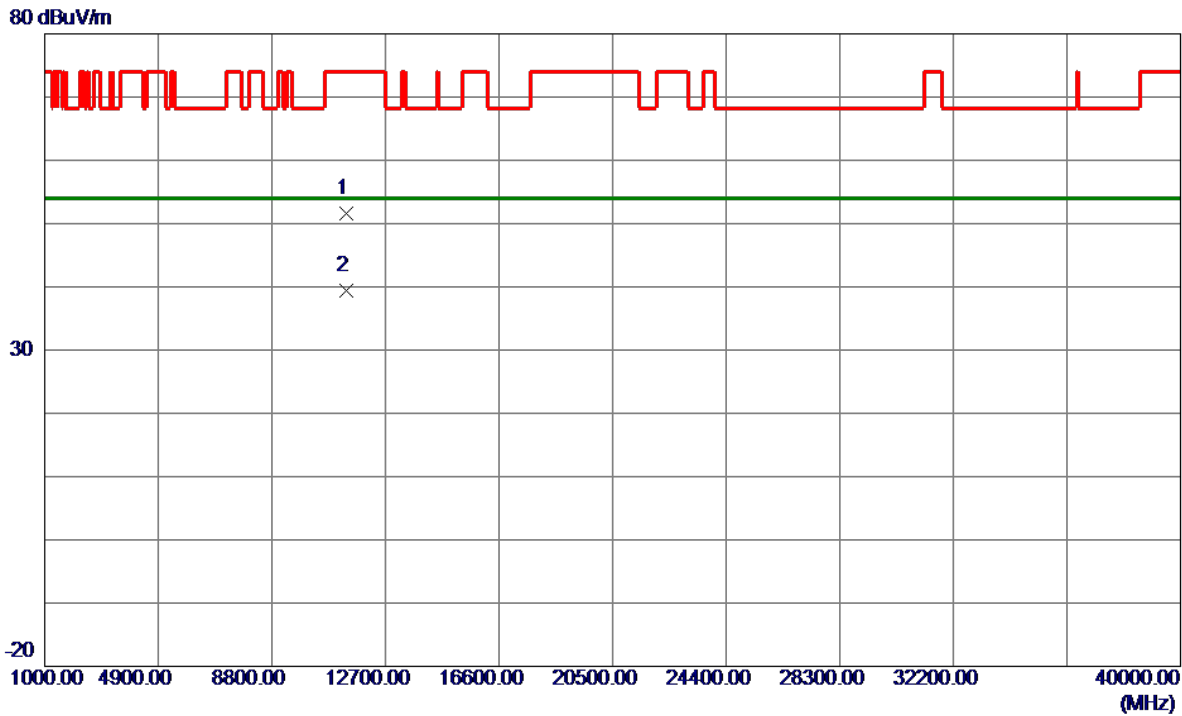


No.	Freq. MHz	Reading Level dBuV/m	Correct Factor dB	Measure ment dBuV/m	Limit dBuV/m	Margin dB	Detector	Comment
1	5658.4000	77.66	16.38	94.04	999.00	-904.96	AVG	No Limit
2 *	5659.4000	86.97	16.38	103.35	68.20	35.15	Peak	No Limit
3	5725.0000	39.07	16.51	55.58	68.20	-12.62	Peak	

REMARKS:

- (1) Measurement Value = Reading Level + Correct Factor.
- (2) Margin Level = Measurement Value - Limit Value.

Test Mode	UNII-2C_TX AC(VHT40) Mode 5670 MHz	Polarization	Vertical
-----------	------------------------------------	--------------	----------

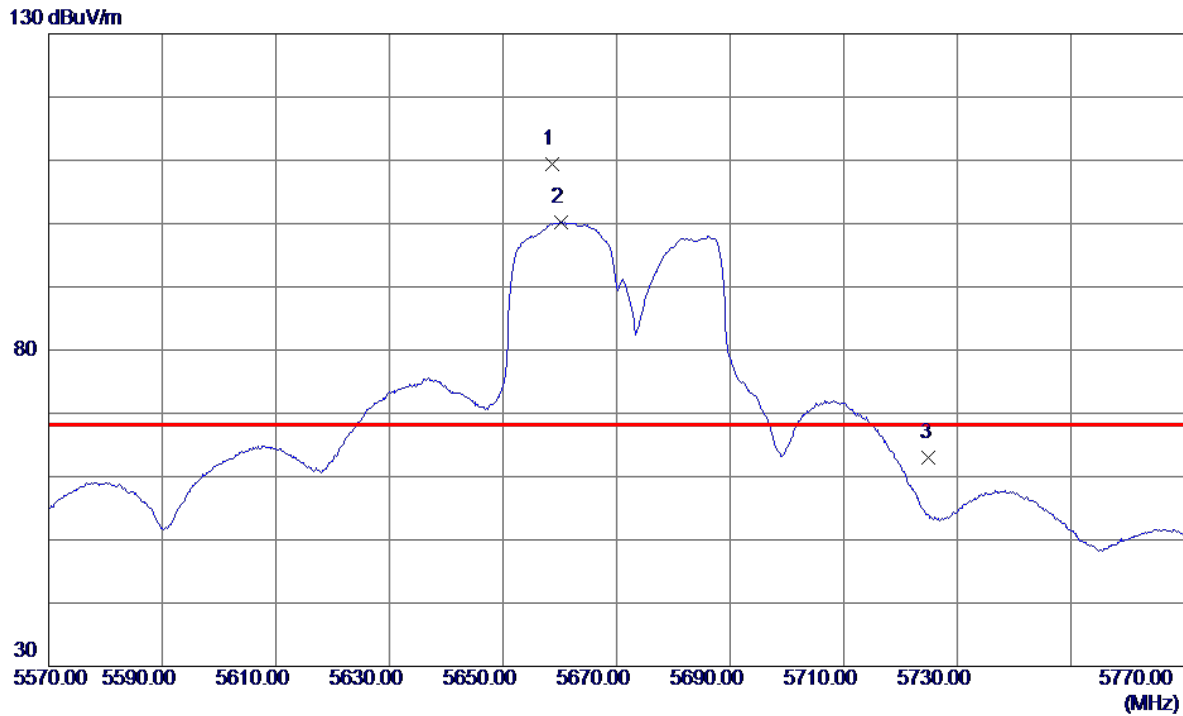


No.	Freq. MHz	Reading Level dBuV/m	Correct Factor dB	Measure ment dBuV/m	Limit dBuV/m	Margin dB	Detector	Comment
1	11340.1950	38.49	13.04	51.53	74.00	-22.47	Peak	
2 *	11341.1800	26.28	13.04	39.32	54.00	-14.68	AVG	

**REMARKS:**

- (1) Measurement Value = Reading Level + Correct Factor.
- (2) Margin Level = Measurement Value - Limit Value.

Test Mode	UNII-2C_TX AC(VHT40) Mode 5670 MHz	Polarization	Horizontal
-----------	------------------------------------	--------------	------------



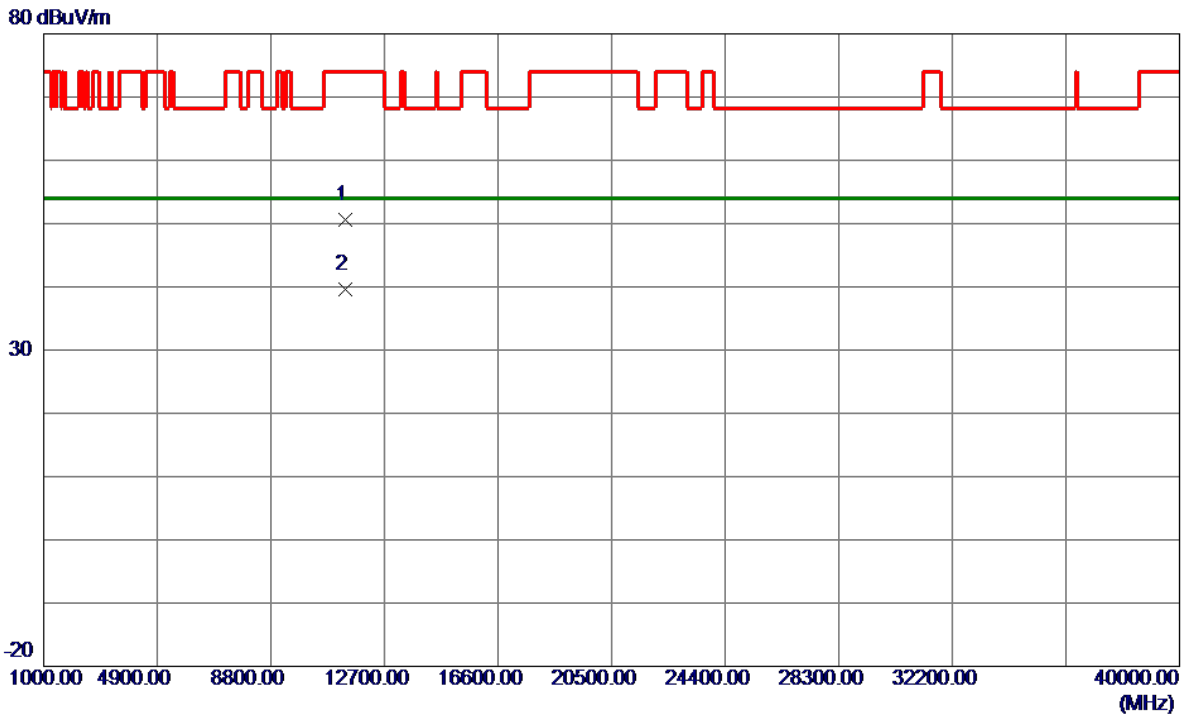
No.	Freq. MHz	Reading Level dBuV/m	Correct Factor dB	Measure ment dBuV/m	Limit dBuV/m	Margin dB	Detector	Comment
1 *	5658.6000	93.00	16.38	109.38	68.20	41.18	Peak	No Limit
2	5660.2000	83.83	16.38	100.21	999.00	-898.79	AVG	No Limit
3	5725.0000	46.56	16.51	63.07	68.20	-5.13	Peak	

REMARKS:

- (1) Measurement Value = Reading Level + Correct Factor.
- (2) Margin Level = Measurement Value - Limit Value.



Test Mode	UNII-2C_TX AC(VHT40) Mode 5670 MHz	Polarization	Horizontal
-----------	------------------------------------	--------------	------------

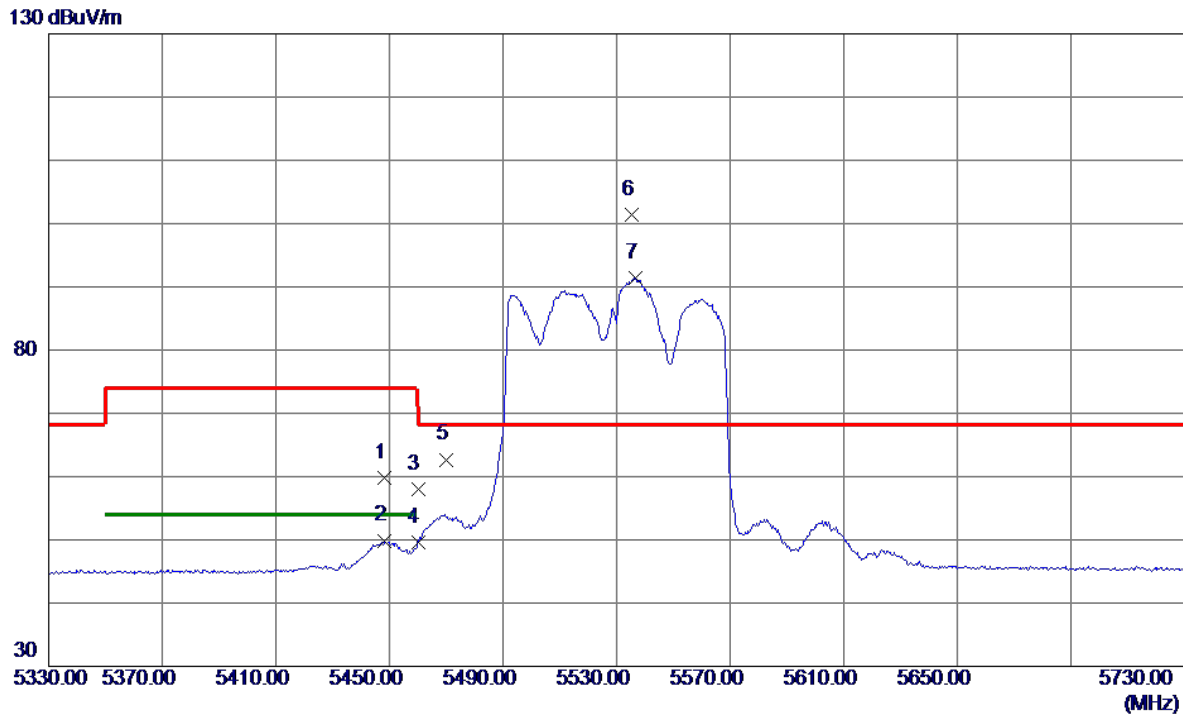


No.	Freq. MHz	Reading Level dBuV/m	Correct Factor dB	Measure ment dBuV/m	Limit dBuV/m	Margin dB	Detector	Comment
1	11339.1900	37.54	13.03	50.57	74.00	-23.43	Peak	
2 *	11341.5800	26.52	13.04	39.56	54.00	-14.44	AVG	

**REMARKS:**

- (1) Measurement Value = Reading Level + Correct Factor.
- (2) Margin Level = Measurement Value - Limit Value.

Test Mode	UNII-2C_TX AC(VHT80) Mode 5530 MHz	Polarization	Vertical
-----------	------------------------------------	--------------	----------

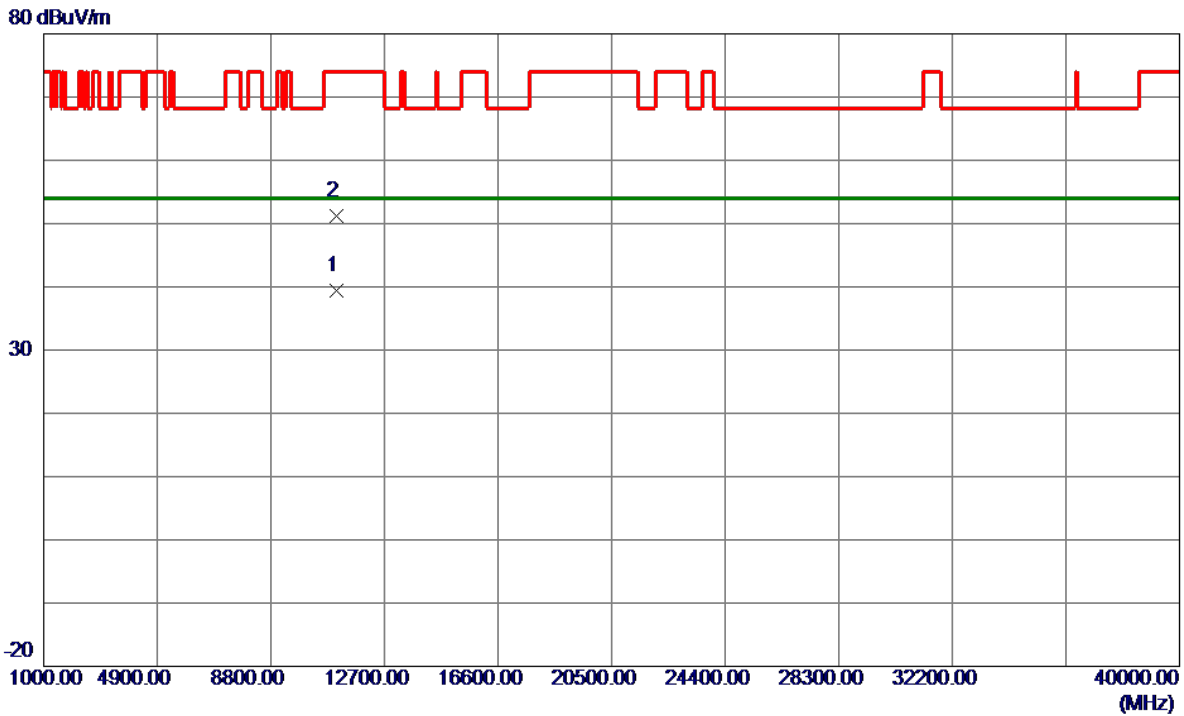


No.	Freq. MHz	Reading Level dBuV/m	Correct Factor dB	Measure ment dBuV/m	Limit dBuV/m	Margin dB	Detector	Comment
1	5448.4000	43.90	15.95	59.85	74.00	-14.15	Peak	
2	5448.4000	33.95	15.95	49.90	54.00	-4.10	AVG	
3	5460.0000	42.12	15.97	58.09	74.00	-15.91	Peak	
4	5460.0000	33.58	15.97	49.55	54.00	-4.45	AVG	
5	5470.0000	46.70	16.00	62.70	68.20	-5.50	Peak	
6 *	5535.2000	85.27	16.14	101.41	68.20	33.21	Peak	No Limit
7	5536.8000	75.33	16.14	91.47	999.00	-907.53	AVG	No Limit

**REMARKS:**

- (1) Measurement Value = Reading Level + Correct Factor.
- (2) Margin Level = Measurement Value - Limit Value.

Test Mode	UNII-2C_TX AC(VHT80) Mode 5530 MHz	Polarization	Vertical
-----------	------------------------------------	--------------	----------

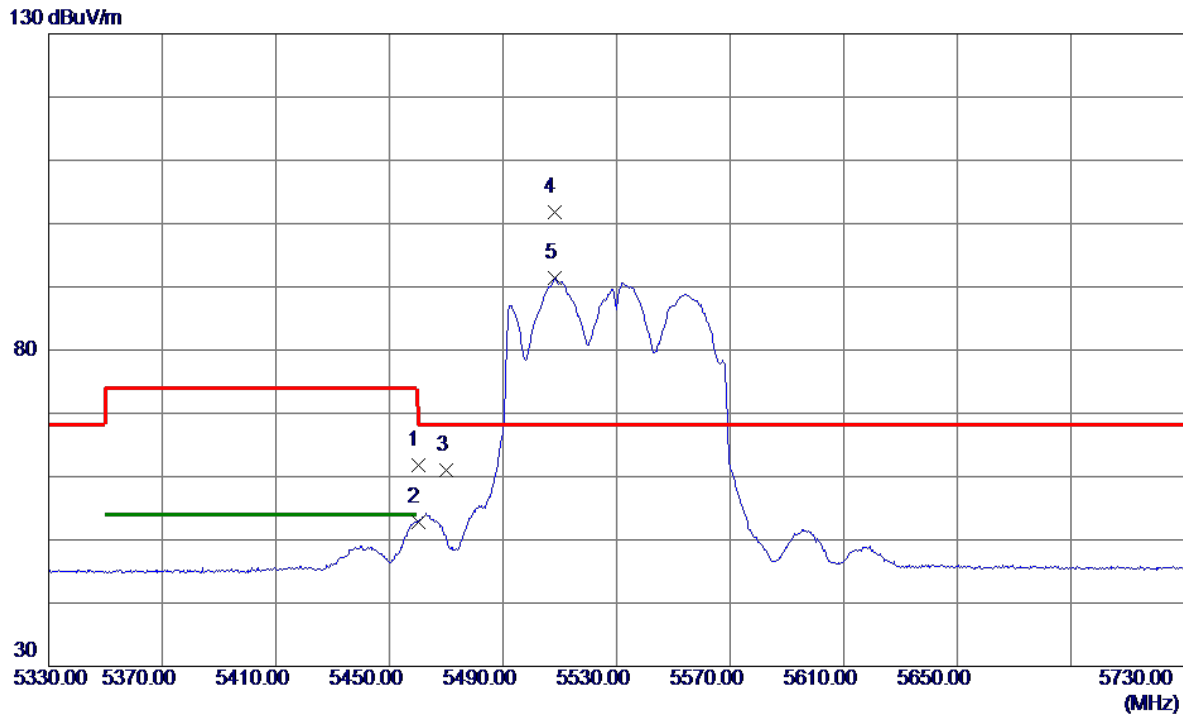


No.	Freq. MHz	Reading Level dBuV/m	Correct Factor dB	Measure ment dBuV/m	Limit dBuV/m	Margin dB	Detector	Comment
1 *	11060.0500	26.53	12.82	39.35	54.00	-14.65	AVG	
2	11062.0850	38.40	12.83	51.23	74.00	-22.77	Peak	

REMARKS:

- (1) Measurement Value = Reading Level + Correct Factor.
- (2) Margin Level = Measurement Value - Limit Value.

Test Mode	UNII-2C_TX AC(VHT80) Mode 5530 MHz	Polarization	Horizontal
-----------	------------------------------------	--------------	------------

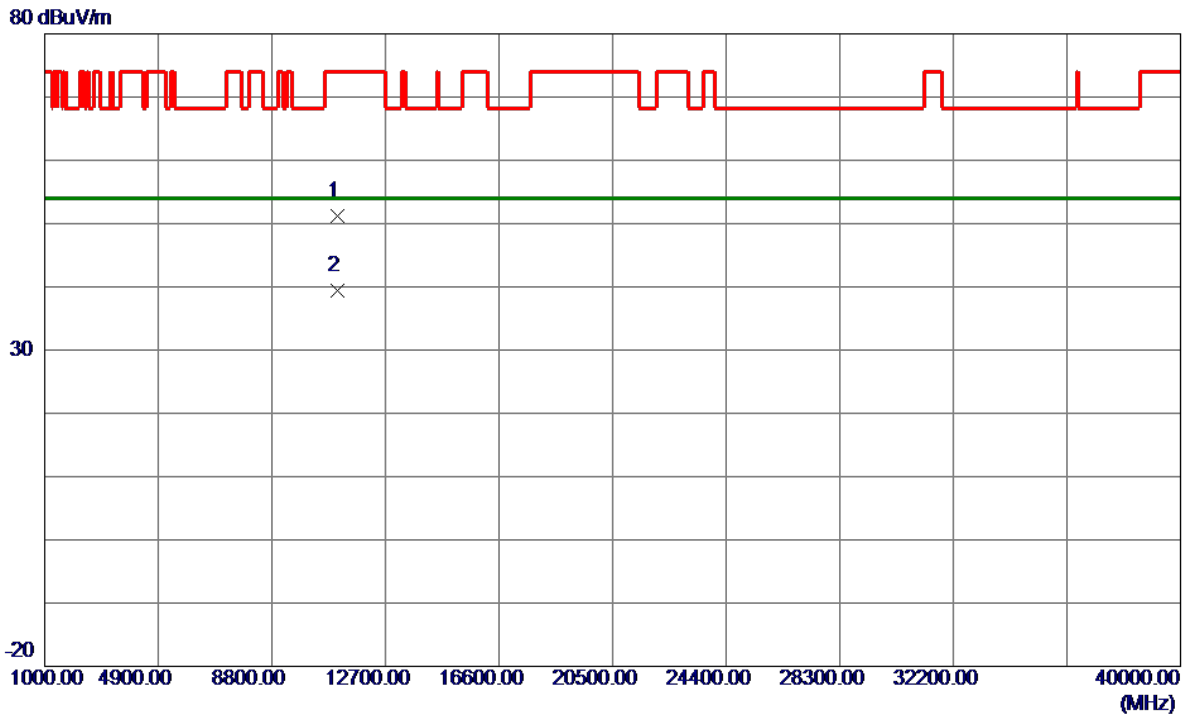


No.	Freq. MHz	Reading Level dBuV/m	Correct Factor dB	Measure ment dBuV/m	Limit dBuV/m	Margin dB	Detector	Comment
1	5460.0000	45.78	15.97	61.75	74.00	-12.25	Peak	
2	5460.0000	36.82	15.97	52.79	54.00	-1.21	AVG	
3	5470.0000	44.92	16.00	60.92	68.20	-7.28	Peak	
4 *	5508.0000	85.63	16.08	101.71	68.20	33.51	Peak	No Limit
5	5508.4000	75.31	16.08	91.39	999.00	-907.61	AVG	No Limit

REMARKS:

- (1) Measurement Value = Reading Level + Correct Factor.
- (2) Margin Level = Measurement Value - Limit Value.

Test Mode	UNII-2C_TX AC(VHT80) Mode 5530 MHz	Polarization	Horizontal
-----------	------------------------------------	--------------	------------

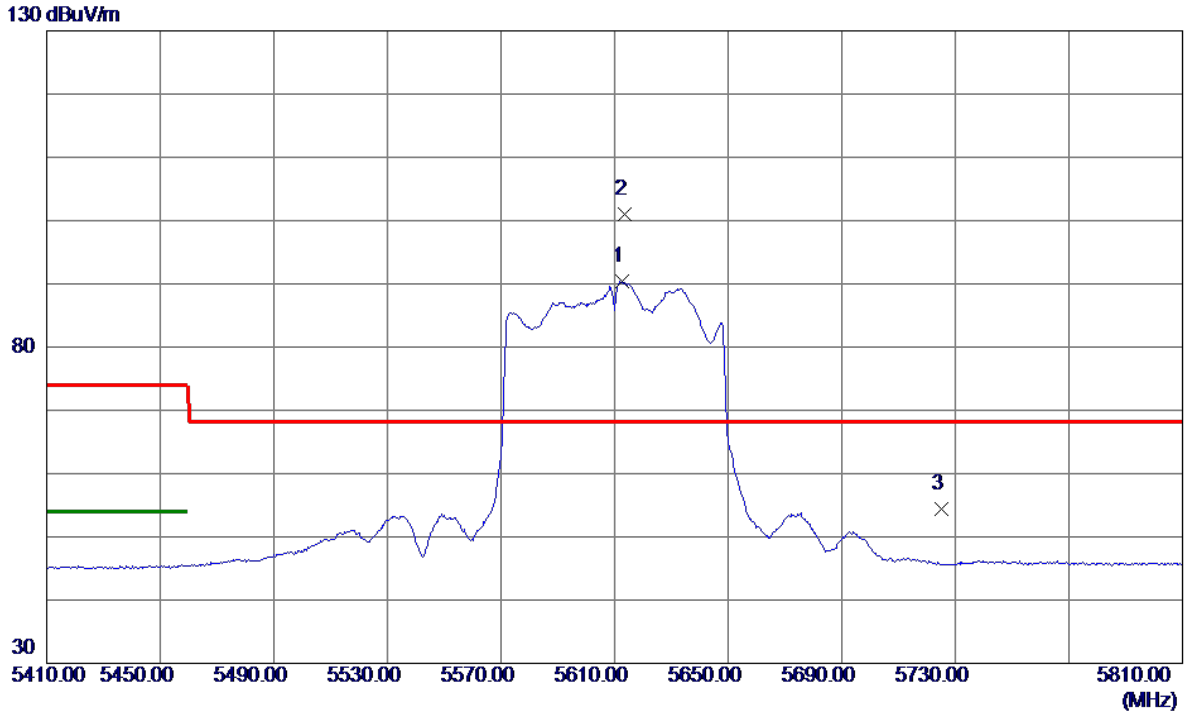


No.	Freq. MHz	Reading Level dBuV/m	Correct Factor dB	Measure ment dBuV/m	Limit dBuV/m	Margin dB	Detector	Comment
1	11058.1700	38.38	12.82	51.20	74.00	-22.80	Peak	
2 *	11060.9750	26.55	12.83	39.38	54.00	-14.62	AVG	

REMARKS:

- (1) Measurement Value = Reading Level + Correct Factor.
- (2) Margin Level = Measurement Value - Limit Value.

Test Mode	UNII-2C_TX AC(VHT80) Mode 5610 MHz	Polarization	Vertical
-----------	------------------------------------	--------------	----------

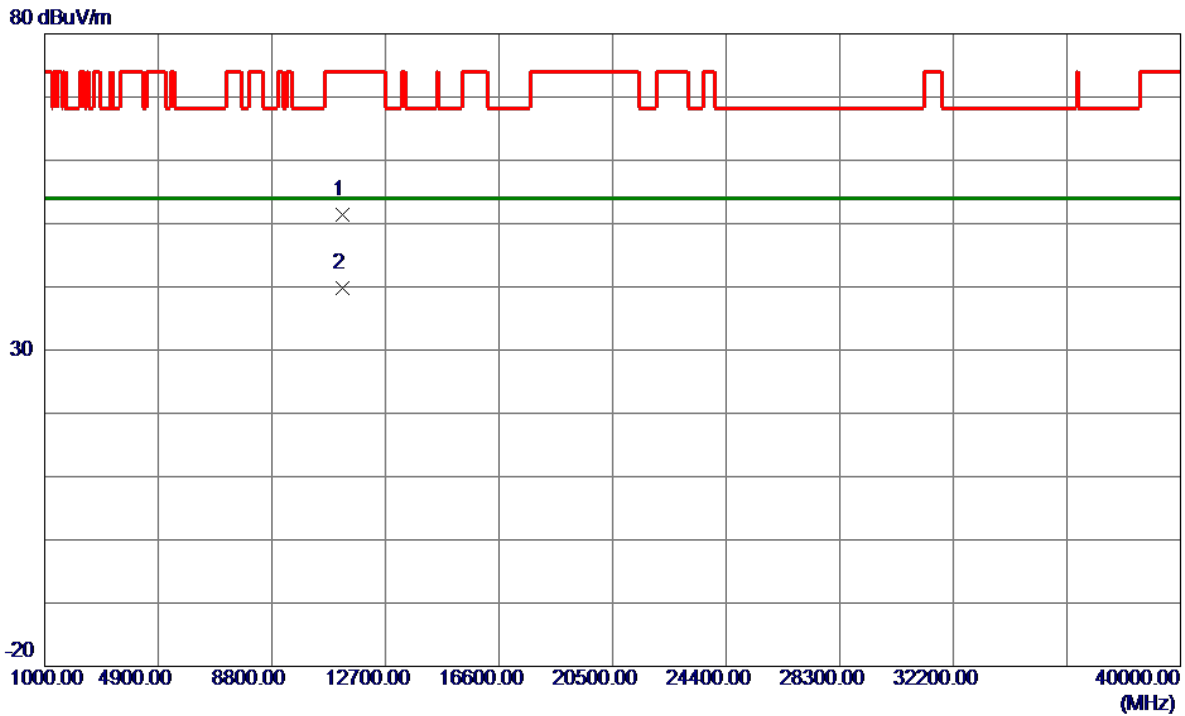


No.	Freq. MHz	Reading Level dBuV/m	Correct Factor dB	Measure ment dBuV/m	Limit dBuV/m	Margin dB	Detector	Comment
1	5612.8000	74.09	16.29	90.38	999.00	-908.62	AVG	No Limit
2 *	5613.6000	84.73	16.29	101.02	68.20	32.82	Peak	No Limit
3	5725.0000	37.88	16.51	54.39	68.20	-13.81	Peak	

**REMARKS:**

- (1) Measurement Value = Reading Level + Correct Factor.
- (2) Margin Level = Measurement Value - Limit Value.

Test Mode	UNII-2C_TX AC(VHT80) Mode 5610 MHz	Polarization	Vertical
-----------	------------------------------------	--------------	----------

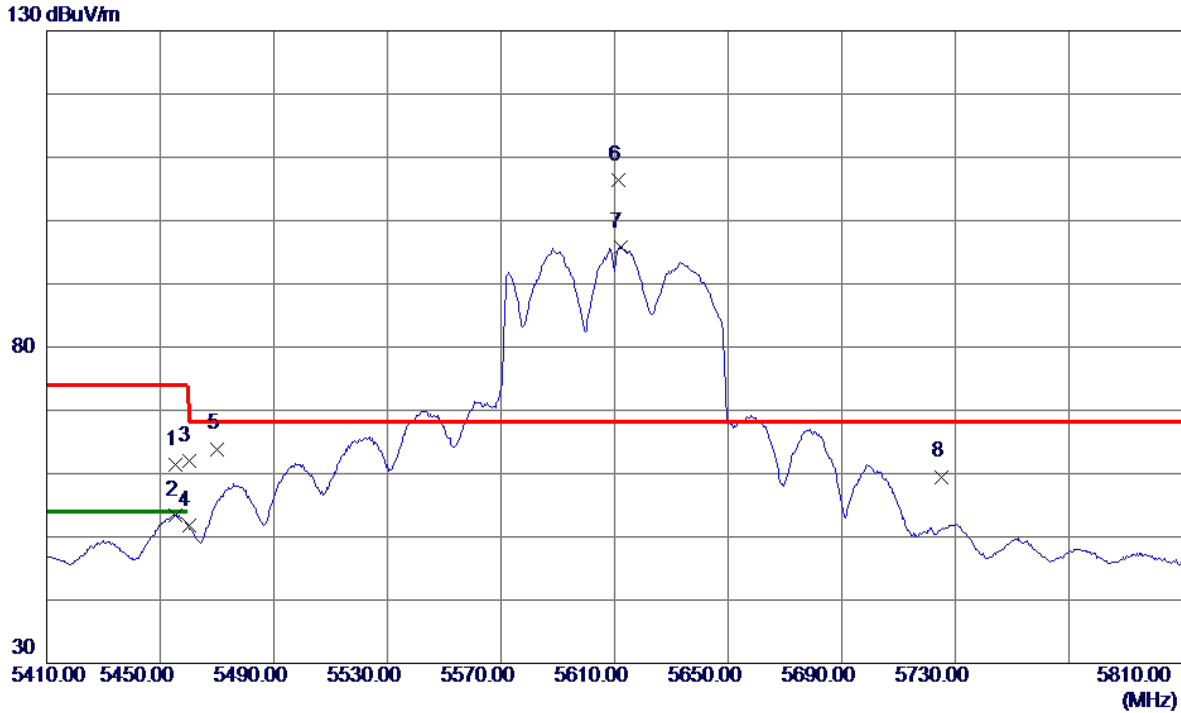


No.	Freq. MHz	Reading Level dBuV/m	Correct Factor dB	Measure ment dBuV/m	Limit dBuV/m	Margin dB	Detector	Comment
1	11220.1650	38.50	12.95	51.45	74.00	-22.55	Peak	
2 *	11222.0550	26.79	12.95	39.74	54.00	-14.26	AVG	

**REMARKS:**

- (1) Measurement Value = Reading Level + Correct Factor.
- (2) Margin Level = Measurement Value - Limit Value.

Test Mode	UNII-2C_TX AC(VHT80) Mode 5610 MHz	Polarization	Horizontal
-----------	------------------------------------	--------------	------------



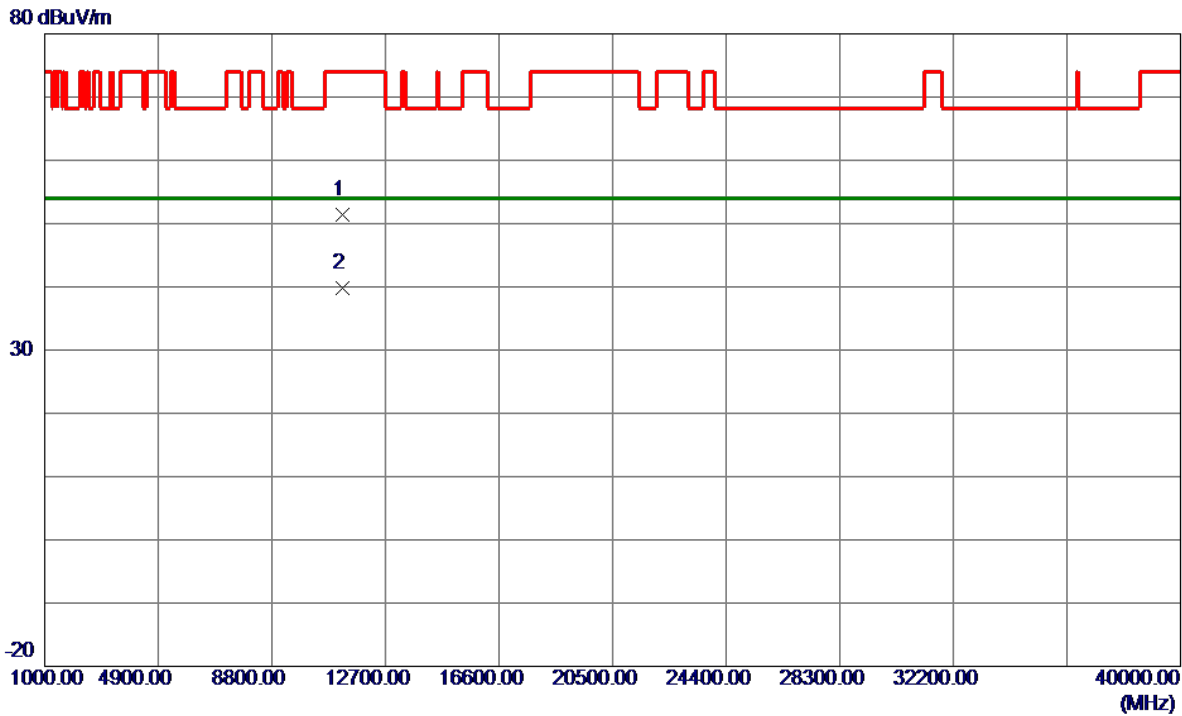
No.	Freq. MHz	Reading Level dBuV/m	Correct Factor dB	Measure ment dBuV/m	Limit dBuV/m	Margin dB	Detector	Comment
1	5455.2000	45.53	15.96	61.49	74.00	-12.51	Peak	
2	5455.2000	37.49	15.96	53.45	54.00	-0.55	AVG	
3	5460.0000	45.95	15.97	61.92	74.00	-12.08	Peak	
4	5460.0000	35.75	15.97	51.72	54.00	-2.28	AVG	
5	5470.0000	47.90	16.00	63.90	68.20	-4.30	Peak	
6 *	5611.2000	90.13	16.29	106.42	68.20	38.22	Peak	No Limit
7	5612.0000	79.54	16.29	95.83	999.00	-903.17	AVG	No Limit
8	5725.0000	42.99	16.51	59.50	68.20	-8.70	Peak	

REMARKS:

- (1) Measurement Value = Reading Level + Correct Factor.
- (2) Margin Level = Measurement Value - Limit Value.



Test Mode	UNII-2C_TX AC(VHT80) Mode 5610 MHz	Polarization	Horizontal
-----------	------------------------------------	--------------	------------

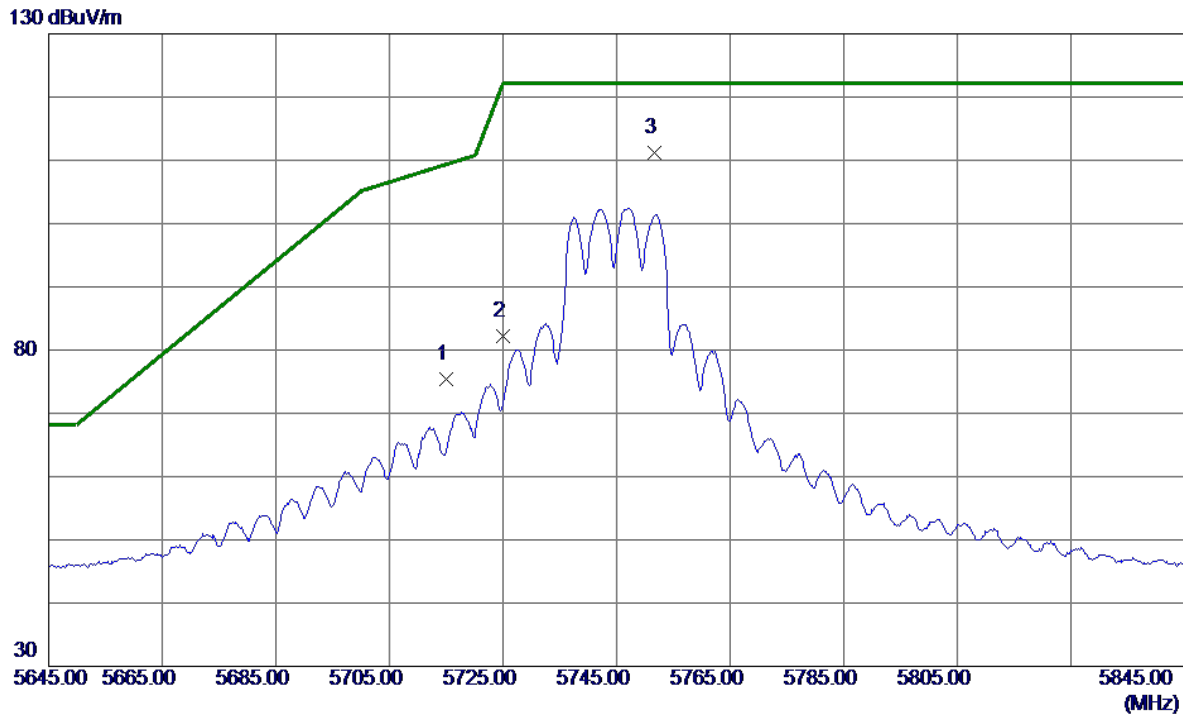


No.	Freq. MHz	Reading Level dBuV/m	Correct Factor dB	Measure ment dBuV/m	Limit dBuV/m	Margin dB	Detector	Comment
1	11221.4950	38.39	12.95	51.34	74.00	-22.66	Peak	
2 *	11222.4750	26.83	12.95	39.78	54.00	-14.22	AVG	

REMARKS:

- (1) Measurement Value = Reading Level + Correct Factor.
- (2) Margin Level = Measurement Value - Limit Value.

Test Mode	UNII-3_TX A Mode 5745 MHz	Polarization	Vertical
-----------	---------------------------	--------------	----------

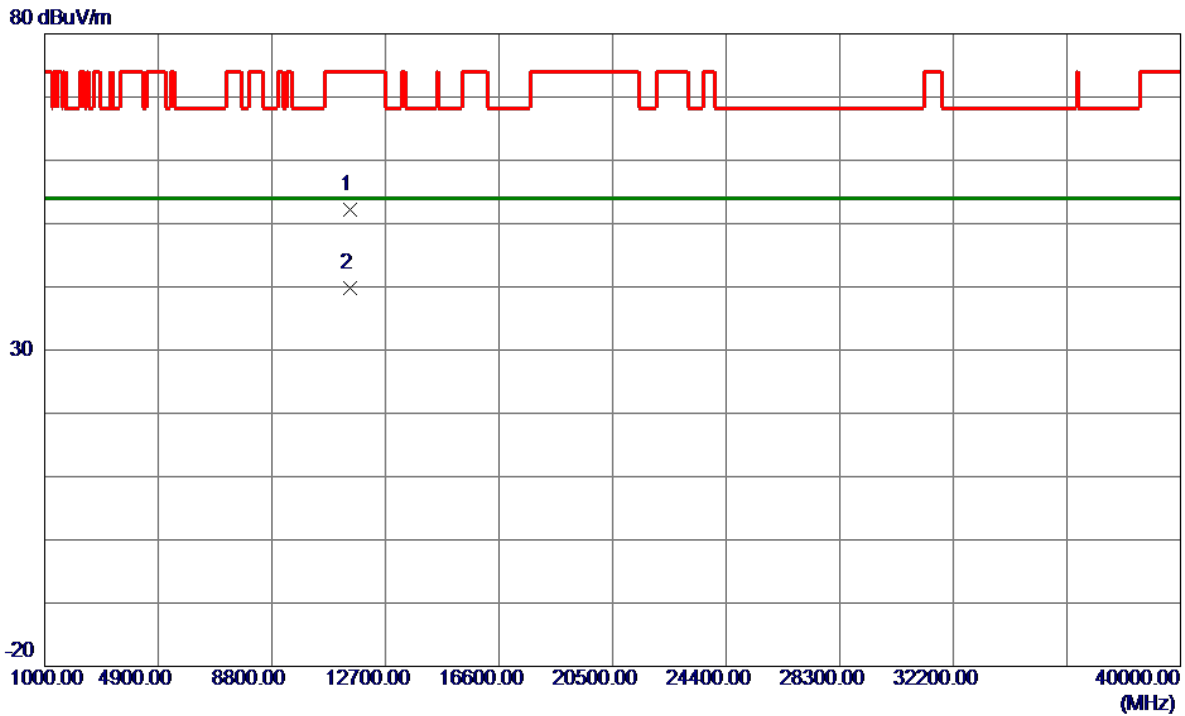


No.	Freq. MHz	Reading Level dBuV/m	Correct Factor dB	Measure ment dBuV/m	Limit dBuV/m	Margin dB	Detector	Comment
1	5715.0000	58.97	16.49	75.46	109.40	-33.94	Peak	
2	5725.0000	65.62	16.51	82.13	122.20	-40.07	Peak	
3 *	5751.6000	94.57	16.57	111.14	122.20	-11.06	Peak	No Limit

**REMARKS:**

- (1) Measurement Value = Reading Level + Correct Factor.
- (2) Margin Level = Measurement Value - Limit Value.

Test Mode	UNII-3_TX A Mode 5745 MHz	Polarization	Vertical
-----------	---------------------------	--------------	----------

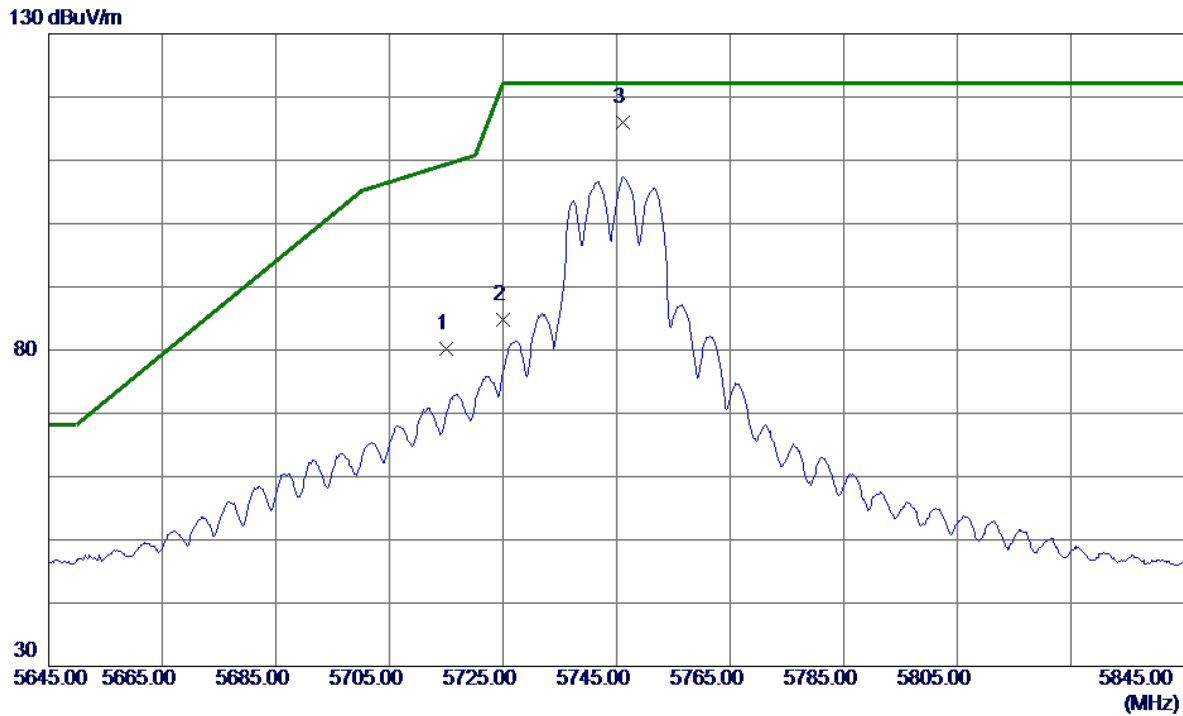


No.	Freq. MHz	Reading Level dBuV/m	Correct Factor dB	Measure ment dBuV/m	Limit dBuV/m	Margin dB	Detector	Comment
1	11489.0450	39.13	13.15	52.28	74.00	-21.72	Peak	
2 *	11490.3050	26.57	13.15	39.72	54.00	-14.28	AVG	

REMARKS:

- (1) Measurement Value = Reading Level + Correct Factor.
- (2) Margin Level = Measurement Value - Limit Value.

Test Mode	UNII-3_TX A Mode 5745 MHz	Polarization	Horizontal
-----------	---------------------------	--------------	------------

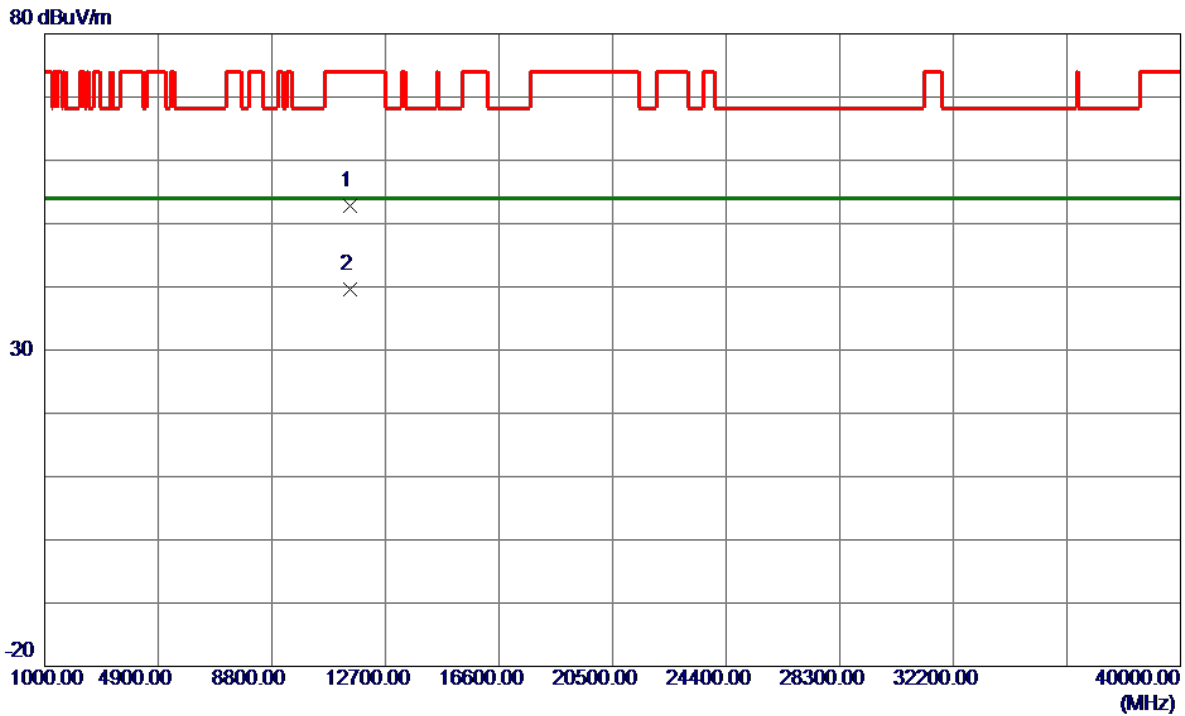


No.	Freq. MHz	Reading Level dBuV/m	Correct Factor dB	Measure ment dBuV/m	Limit dBuV/m	Margin dB	Detector	Comment
1	5715.0000	63.79	16.49	80.28	109.40	-29.12	Peak	
2	5725.0000	68.22	16.51	84.73	122.20	-37.47	Peak	
3 *	5746.2000	99.50	16.55	116.05	122.20	-6.15	Peak	No Limit

**REMARKS:**

- (1) Measurement Value = Reading Level + Correct Factor.
- (2) Margin Level = Measurement Value - Limit Value.

Test Mode	UNII-3_TX A Mode 5745 MHz	Polarization	Horizontal
-----------	---------------------------	--------------	------------

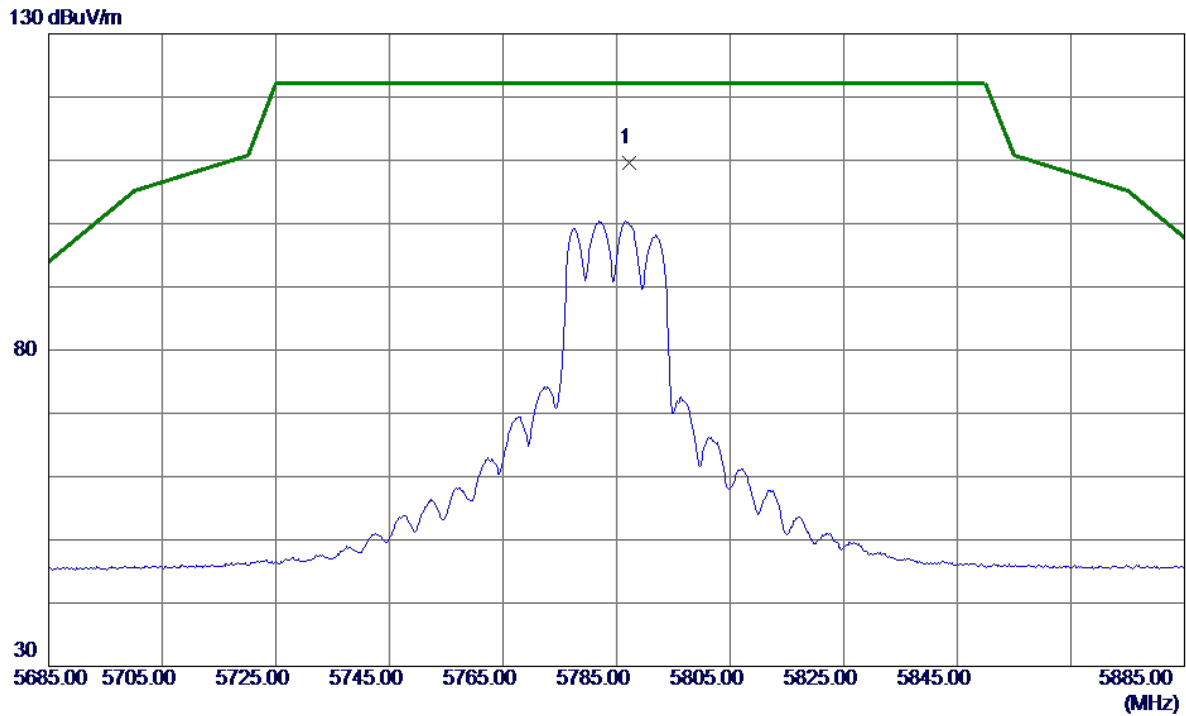


No.	Freq. MHz	Reading Level dBuV/m	Correct Factor dB	Measure ment dBuV/m	Limit dBuV/m	Margin dB	Detector	Comment
1	11492.1100	39.72	13.15	52.87	74.00	-21.13	Peak	
2 *	11492.4200	26.54	13.15	39.69	54.00	-14.31	AVG	

**REMARKS:**

- (1) Measurement Value = Reading Level + Correct Factor.
- (2) Margin Level = Measurement Value - Limit Value.

Test Mode	UNII-3_TX A Mode 5785 MHz	Polarization	Vertical
-----------	---------------------------	--------------	----------

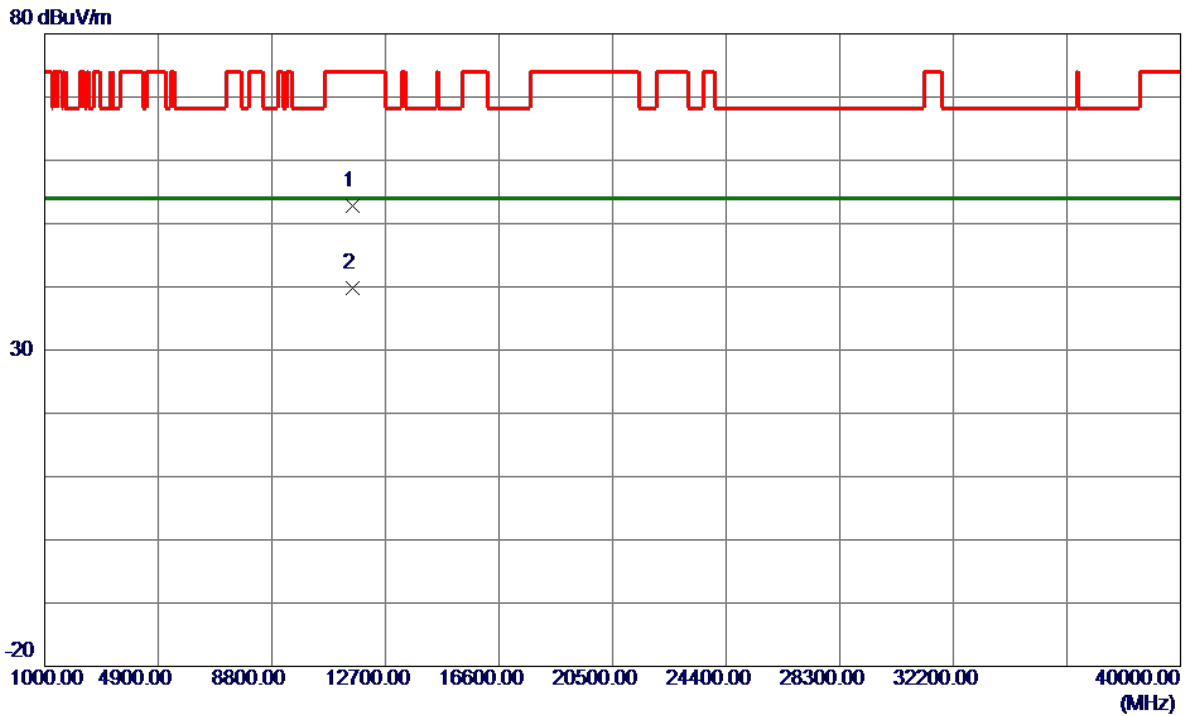


No.	Freq. MHz	Reading Level dBuV/m	Correct Factor dB	Measure ment dBuV/m	Limit dBuV/m	Margin dB	Detector	Comment
1 *	5787.2000	92.89	16.64	109.53	122.20	-12.67	Peak	No Limit

**REMARKS:**

- (1) Measurement Value = Reading Level + Correct Factor.
- (2) Margin Level = Measurement Value - Limit Value.

Test Mode	UNII-3_TX A Mode 5785 MHz	Polarization	Vertical
-----------	---------------------------	--------------	----------

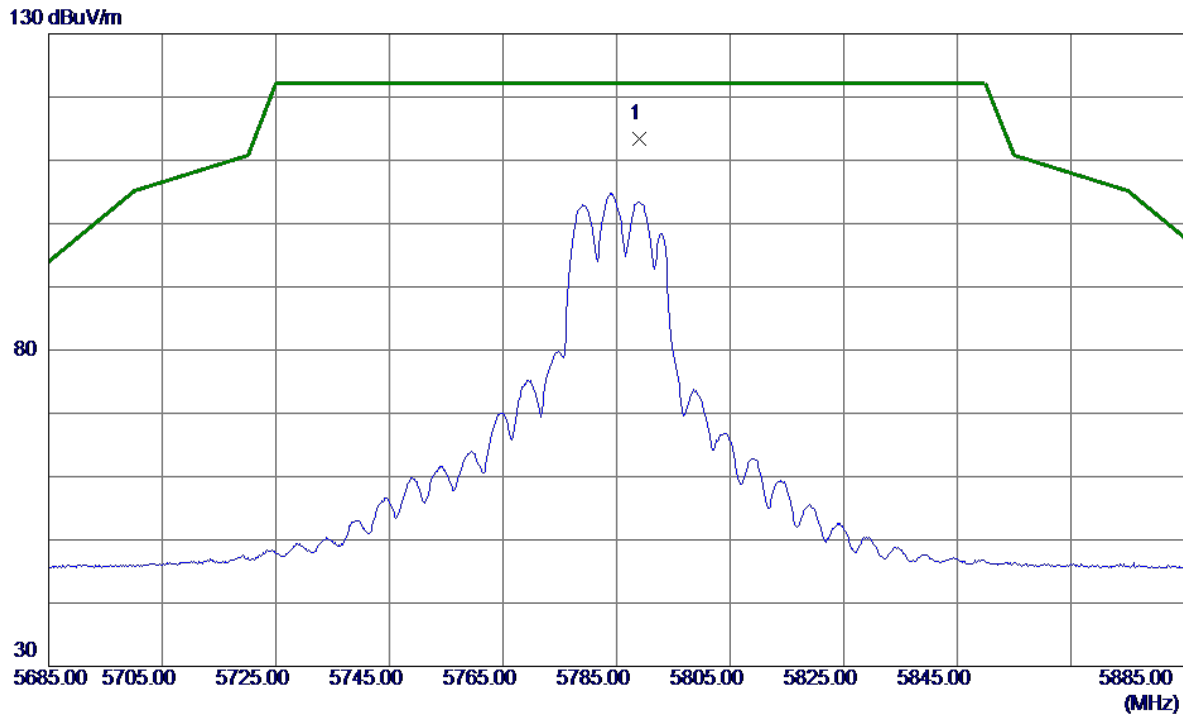


No.	Freq. MHz	Reading Level dBuV/m	Correct Factor dB	Measure ment dBuV/m	Limit dBuV/m	Margin dB	Detector	Comment
1	11569.9750	39.69	13.20	52.89	74.00	-21.11	Peak	
2 *	11571.2300	26.61	13.20	39.81	54.00	-14.19	AVG	

**REMARKS:**

- (1) Measurement Value = Reading Level + Correct Factor.
- (2) Margin Level = Measurement Value - Limit Value.

Test Mode	UNII-3_TX A Mode 5785 MHz	Polarization	Horizontal
-----------	---------------------------	--------------	------------



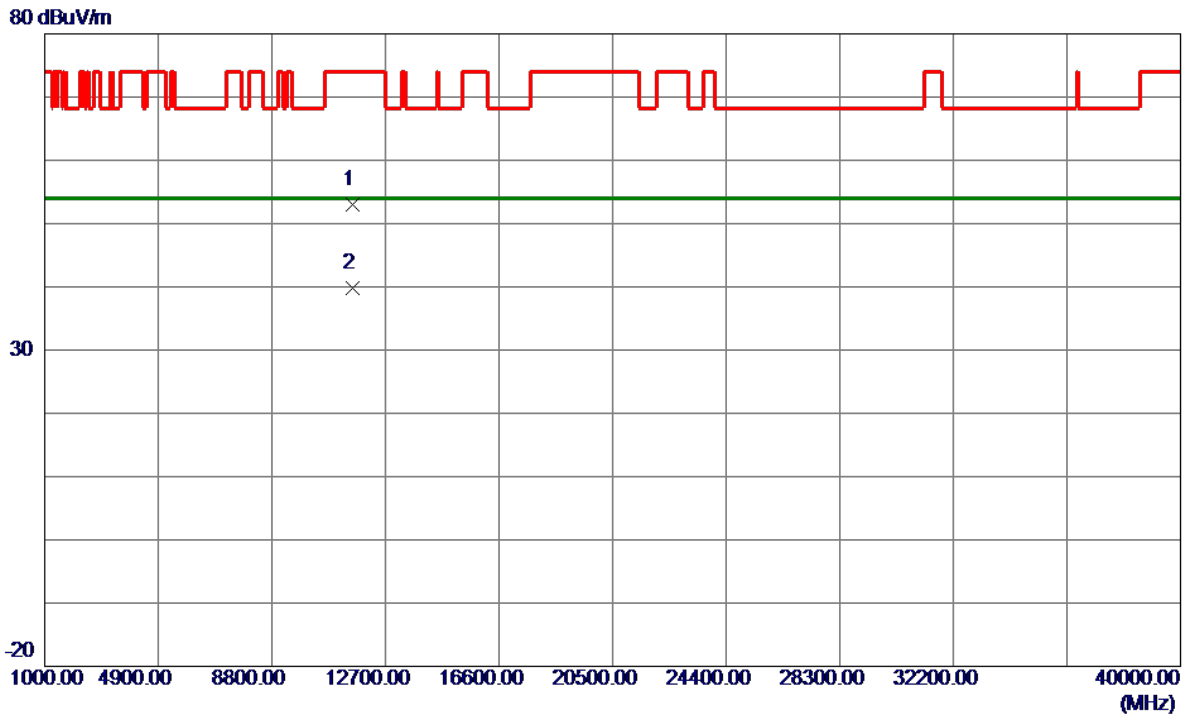
No.	Freq. MHz	Reading Level dBuV/m	Correct Factor dB	Measure ment dBuV/m	Limit dBuV/m	Margin dB	Detector	Comment
1 *	5789.0000	96.67	16.64	113.31	122.20	-8.89	Peak	No Limit

REMARKS:

- (1) Measurement Value = Reading Level + Correct Factor.
- (2) Margin Level = Measurement Value - Limit Value.



Test Mode	UNII-3_TX A Mode 5785 MHz	Polarization	Horizontal
-----------	---------------------------	--------------	------------

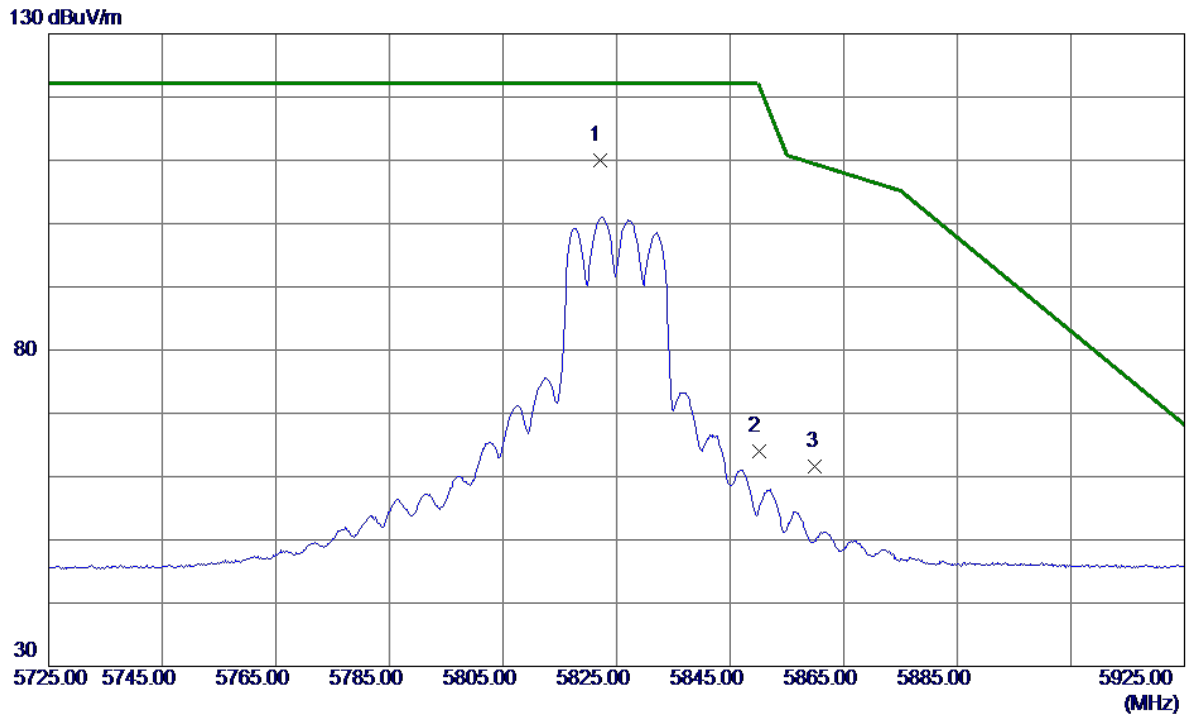


No.	Freq. MHz	Reading Level dBuV/m	Correct Factor dB	Measure ment dBuV/m	Limit dBuV/m	Margin dB	Detector	Comment
1	11568.3200	39.87	13.20	53.07	74.00	-20.93	Peak	
2 *	11570.3350	26.66	13.20	39.86	54.00	-14.14	AVG	

REMARKS:

- (1) Measurement Value = Reading Level + Correct Factor.
- (2) Margin Level = Measurement Value - Limit Value.

Test Mode	UNII-3_TX A Mode 5825 MHz	Polarization	Vertical
-----------	---------------------------	--------------	----------

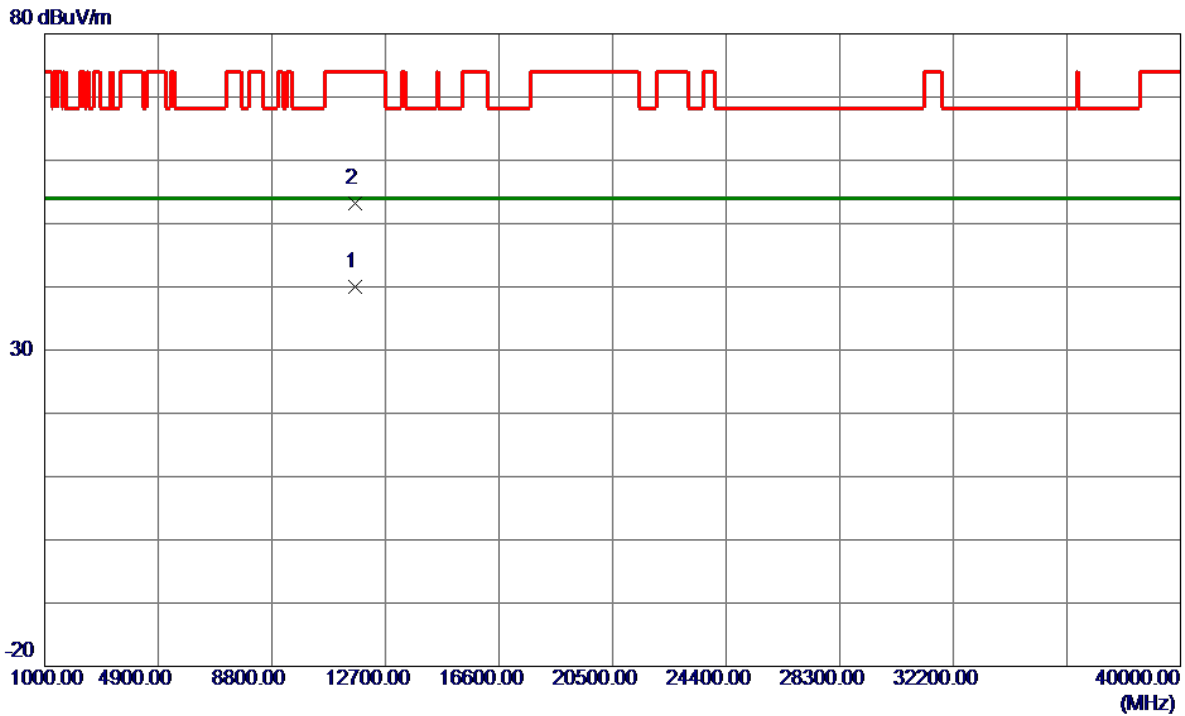


No.	Freq. MHz	Reading Level dBuV/m	Correct Factor dB	Measure ment dBuV/m	Limit dBuV/m	Margin dB	Detector	Comment
1 *	5822.0000	93.34	16.71	110.05	122.20	-12.15	Peak	No Limit
2	5850.0000	47.28	16.76	64.04	122.20	-58.16	Peak	
3	5860.0000	44.87	16.78	61.65	109.40	-47.75	Peak	

REMARKS:

- (1) Measurement Value = Reading Level + Correct Factor.
- (2) Margin Level = Measurement Value - Limit Value.

Test Mode	UNII-3_TX A Mode 5825 MHz	Polarization	Vertical
-----------	---------------------------	--------------	----------

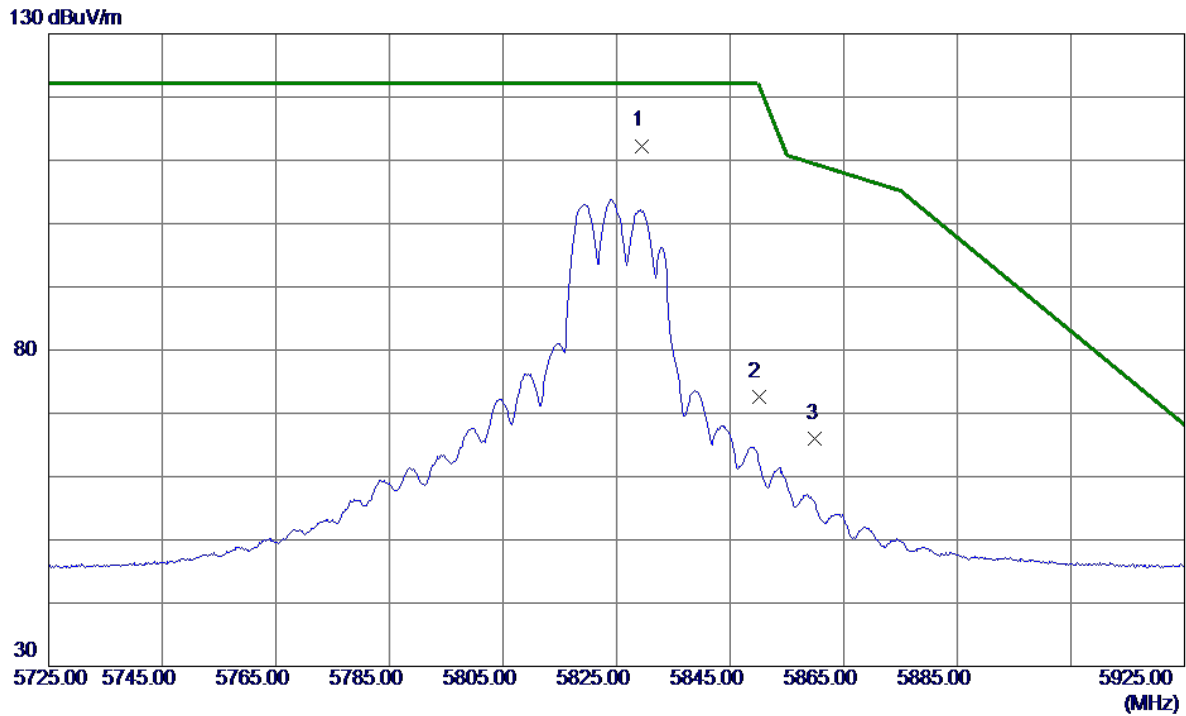


No.	Freq. MHz	Reading Level dBuV/m	Correct Factor dB	Measure ment dBuV/m	Limit dBuV/m	Margin dB	Detector	Comment
1 *	11652.1449	26.76	13.25	40.01	54.00	-13.99	AVG	
2	11652.1550	39.93	13.25	53.18	74.00	-20.82	Peak	

**REMARKS:**

- (1) Measurement Value = Reading Level + Correct Factor.
- (2) Margin Level = Measurement Value - Limit Value.

Test Mode	UNII-3_TX A Mode 5825 MHz	Polarization	Horizontal
-----------	---------------------------	--------------	------------

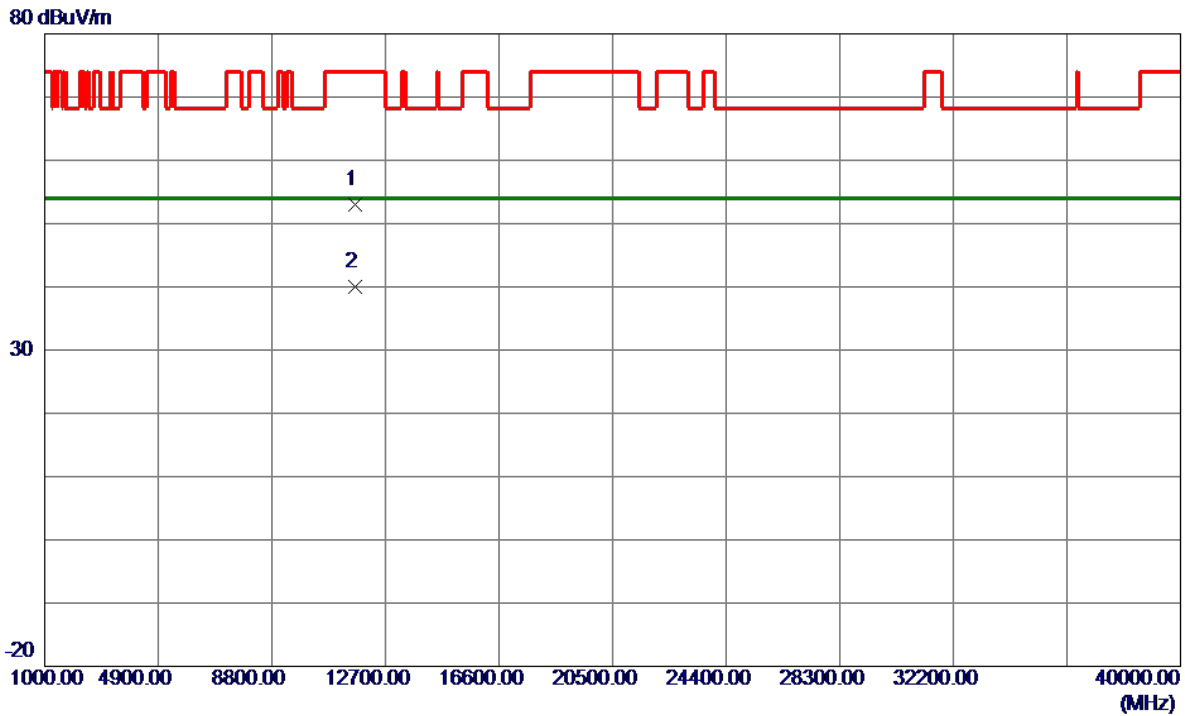


No.	Freq. MHz	Reading Level dBuV/m	Correct Factor dB	Measure ment dBuV/m	Limit dBuV/m	Margin dB	Detector	Comment
1 *	5829.4000	95.58	16.72	112.30	122.20	-9.90	Peak	No Limit
2	5850.0000	55.93	16.76	72.69	122.20	-49.51	Peak	
3	5860.0000	49.20	16.78	65.98	109.40	-43.42	Peak	

REMARKS:

- (1) Measurement Value = Reading Level + Correct Factor.
- (2) Margin Level = Measurement Value - Limit Value.

Test Mode	UNII-3_TX A Mode 5825 MHz	Polarization	Horizontal
-----------	---------------------------	--------------	------------

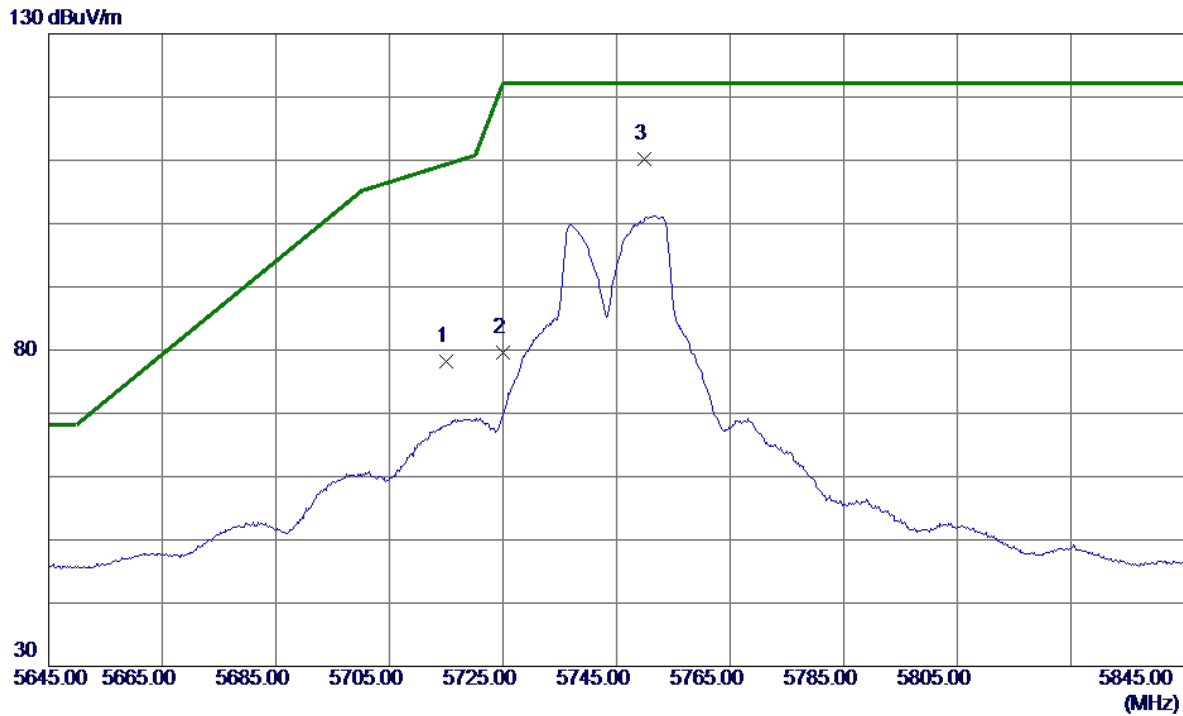


No.	Freq. MHz	Reading Level dBuV/m	Correct Factor dB	Measure ment dBuV/m	Limit dBuV/m	Margin dB	Detector	Comment
1	11650.0100	39.79	13.25	53.04	74.00	-20.96	Peak	
2 *	11652.1700	26.82	13.25	40.07	54.00	-13.93	AVG	

REMARKS:

- (1) Measurement Value = Reading Level + Correct Factor.
- (2) Margin Level = Measurement Value - Limit Value.

Test Mode	UNII-3_TX N(HT20) Mode 5745 MHz	Polarization	Vertical
-----------	---------------------------------	--------------	----------

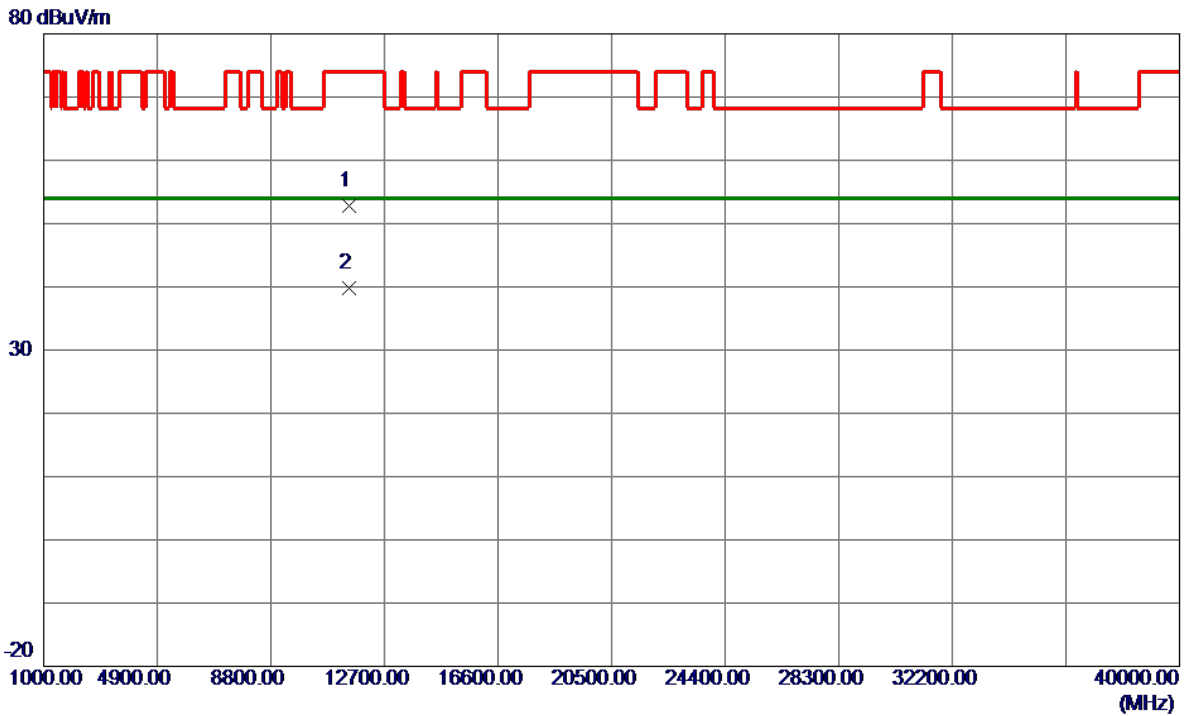


No.	Freq. MHz	Reading Level dBuV/m	Correct Factor dB	Measure ment dBuV/m	Limit dBuV/m	Margin dB	Detector	Comment
1	5715.0000	61.80	16.49	78.29	109.40	-31.11	Peak	
2	5725.0000	63.00	16.51	79.51	122.20	-42.69	Peak	
3 *	5749.8000	93.64	16.56	110.20	122.20	-12.00	Peak	No Limit

REMARKS:

- (1) Measurement Value = Reading Level + Correct Factor.
- (2) Margin Level = Measurement Value - Limit Value.

Test Mode	UNII-3_TX N(HT20) Mode 5745 MHz	Polarization	Vertical
-----------	---------------------------------	--------------	----------

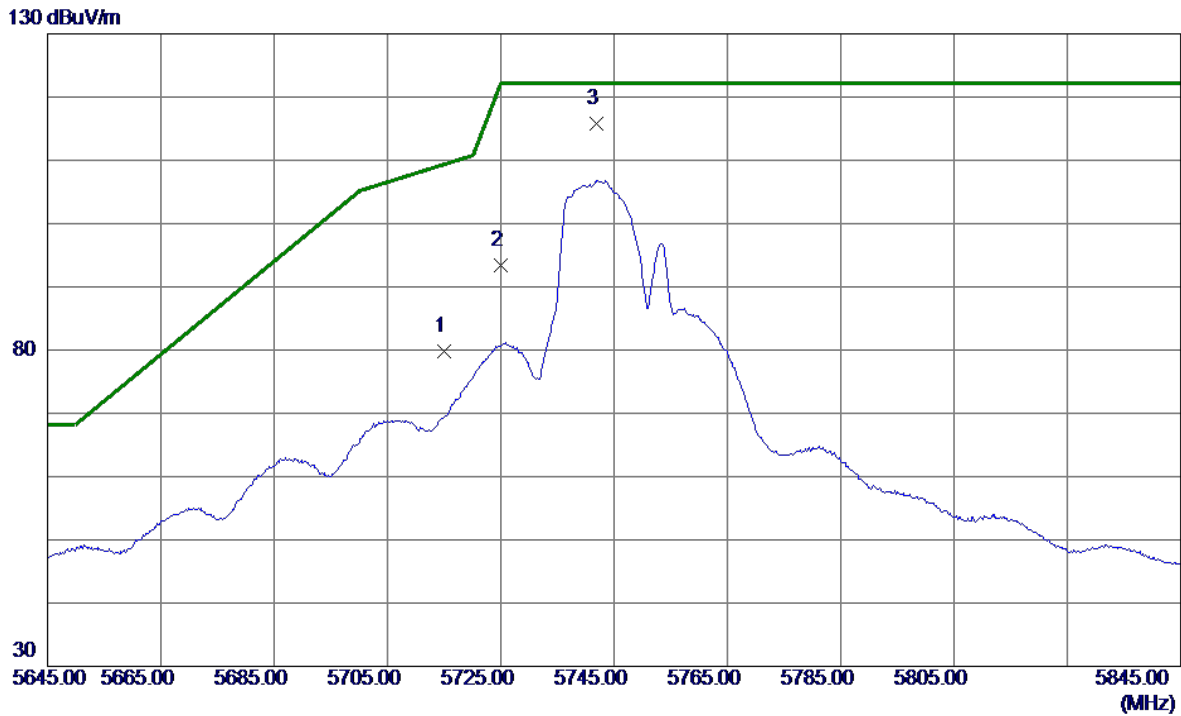


No.	Freq. MHz	Reading Level dBuV/m	Correct Factor dB	Measure ment dBuV/m	Limit dBuV/m	Margin dB	Detector	Comment
1	11489.9950	39.70	13.15	52.85	74.00	-21.15	Peak	
2 *	11492.4300	26.73	13.15	39.88	54.00	-14.12	AVG	

**REMARKS:**

- (1) Measurement Value = Reading Level + Correct Factor.
- (2) Margin Level = Measurement Value - Limit Value.

Test Mode	UNII-3_TX N(HT20) Mode 5745 MHz	Polarization	Horizontal
-----------	---------------------------------	--------------	------------



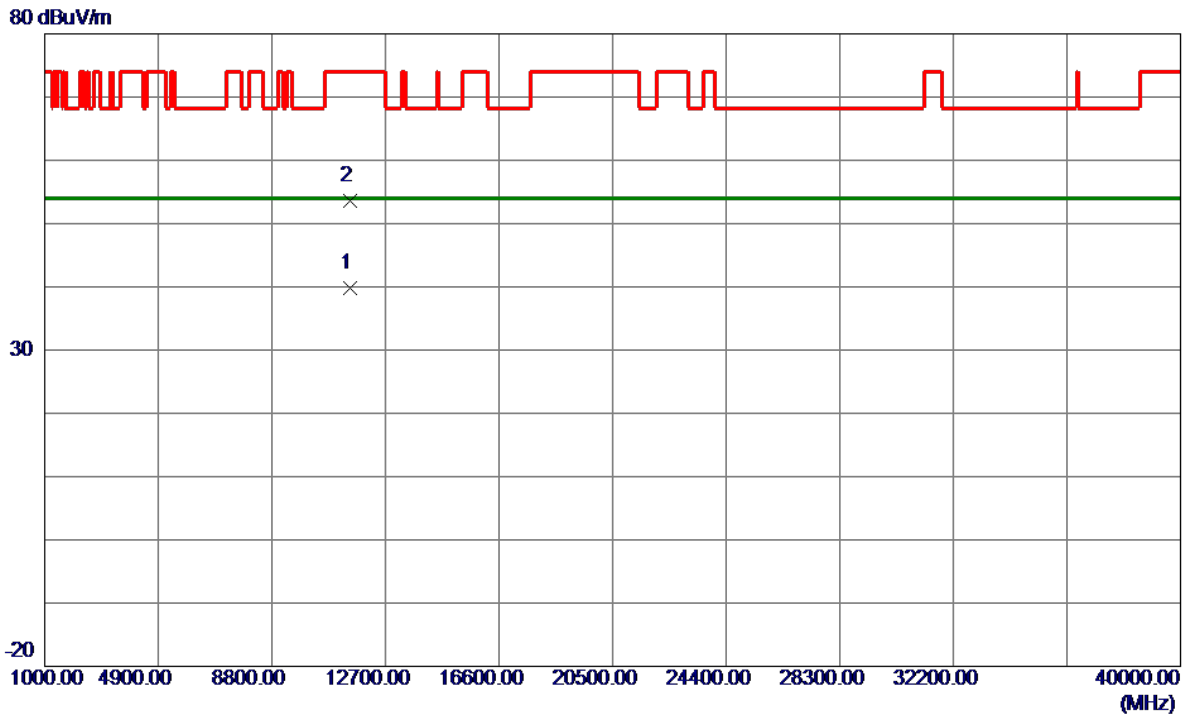
No.	Freq. MHz	Reading Level dBuV/m	Correct Factor dB	Measure ment dBuV/m	Limit dBuV/m	Margin dB	Detector	Comment
1	5715.0000	63.35	16.49	79.84	109.40	-29.56	Peak	
2	5725.0000	76.93	16.51	93.44	122.20	-28.76	Peak	
3 *	5741.8000	99.34	16.55	115.89	122.20	-6.31	Peak	No Limit

**REMARKS:**

- (1) Measurement Value = Reading Level + Correct Factor.
- (2) Margin Level = Measurement Value - Limit Value.



Test Mode	UNII-3_TX N(HT20) Mode 5745 MHz	Polarization	Horizontal
-----------	---------------------------------	--------------	------------

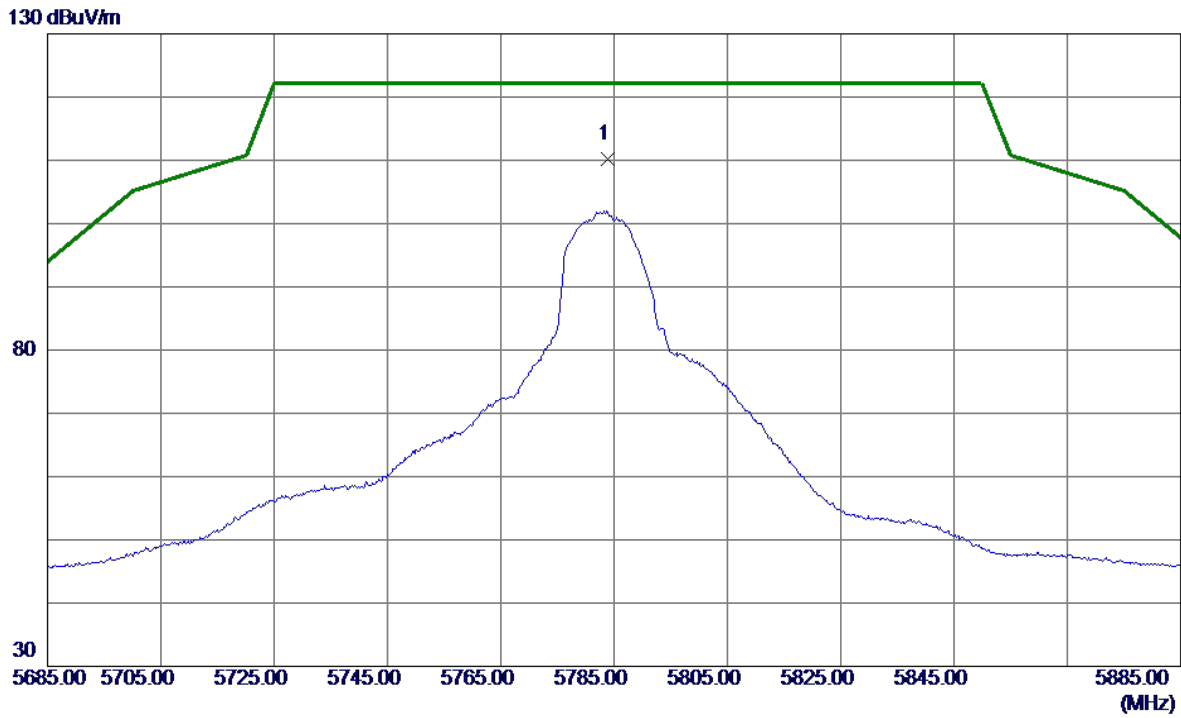


No.	Freq. MHz	Reading Level dBuV/m	Correct Factor dB	Measure ment dBuV/m	Limit dBuV/m	Margin dB	Detector	Comment
1 *	11487.5550	26.67	13.15	39.82	54.00	-14.18	AVG	
2	11491.7150	40.43	13.15	53.58	74.00	-20.42	Peak	

**REMARKS:**

- (1) Measurement Value = Reading Level + Correct Factor.
- (2) Margin Level = Measurement Value - Limit Value.

Test Mode	UNII-3_TX N(HT20) Mode 5785 MHz	Polarization	Vertical
-----------	---------------------------------	--------------	----------

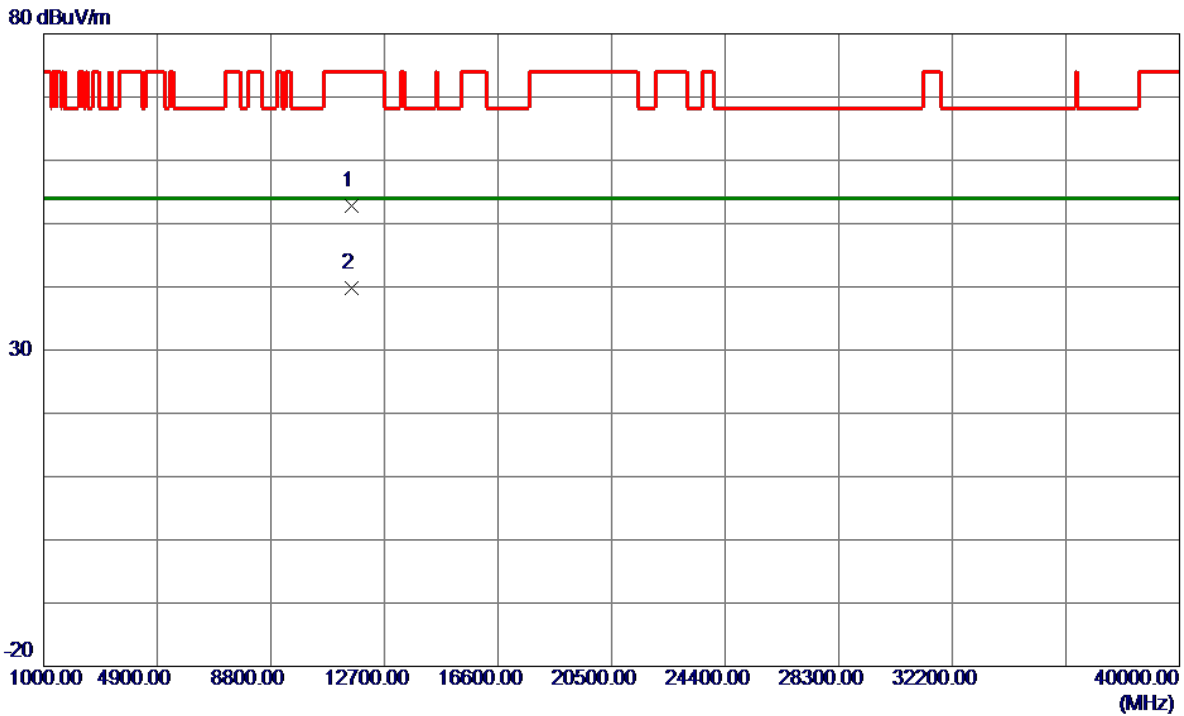


No.	Freq. MHz	Reading Level dBuV/m	Correct Factor dB	Measure ment dBuV/m	Limit dBuV/m	Margin dB	Detector	Comment
1 *	5783.8000	93.60	16.63	110.23	122.20	-11.97	Peak	No Limit

**REMARKS:**

- (1) Measurement Value = Reading Level + Correct Factor.
- (2) Margin Level = Measurement Value - Limit Value.

Test Mode	UNII-3_TX N(HT20) Mode 5785 MHz	Polarization	Vertical
-----------	---------------------------------	--------------	----------

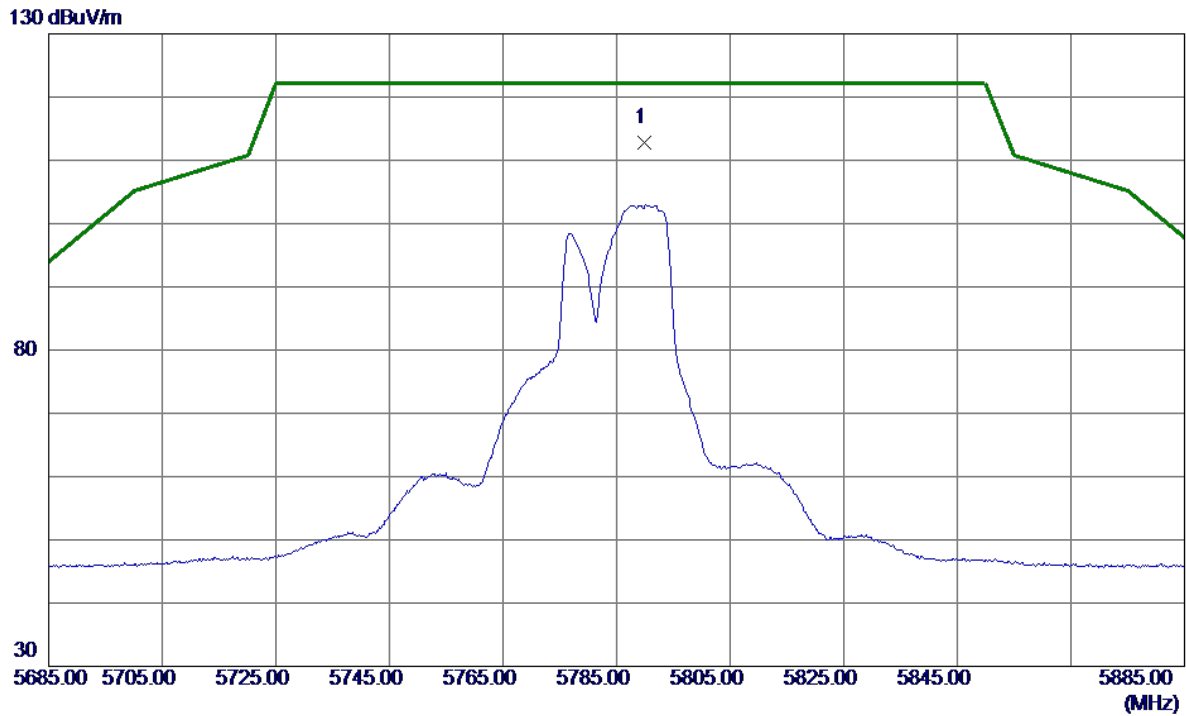


No.	Freq. MHz	Reading Level dBuV/m	Correct Factor dB	Measure ment dBuV/m	Limit dBuV/m	Margin dB	Detector	Comment
1	11570.3400	39.52	13.20	52.72	74.00	-21.28	Peak	
2 *	11571.8949	26.58	13.20	39.78	54.00	-14.22	AVG	

REMARKS:

- (1) Measurement Value = Reading Level + Correct Factor.
- (2) Margin Level = Measurement Value - Limit Value.

Test Mode	UNII-3_TX N(HT20) Mode 5785 MHz	Polarization	Horizontal
-----------	---------------------------------	--------------	------------

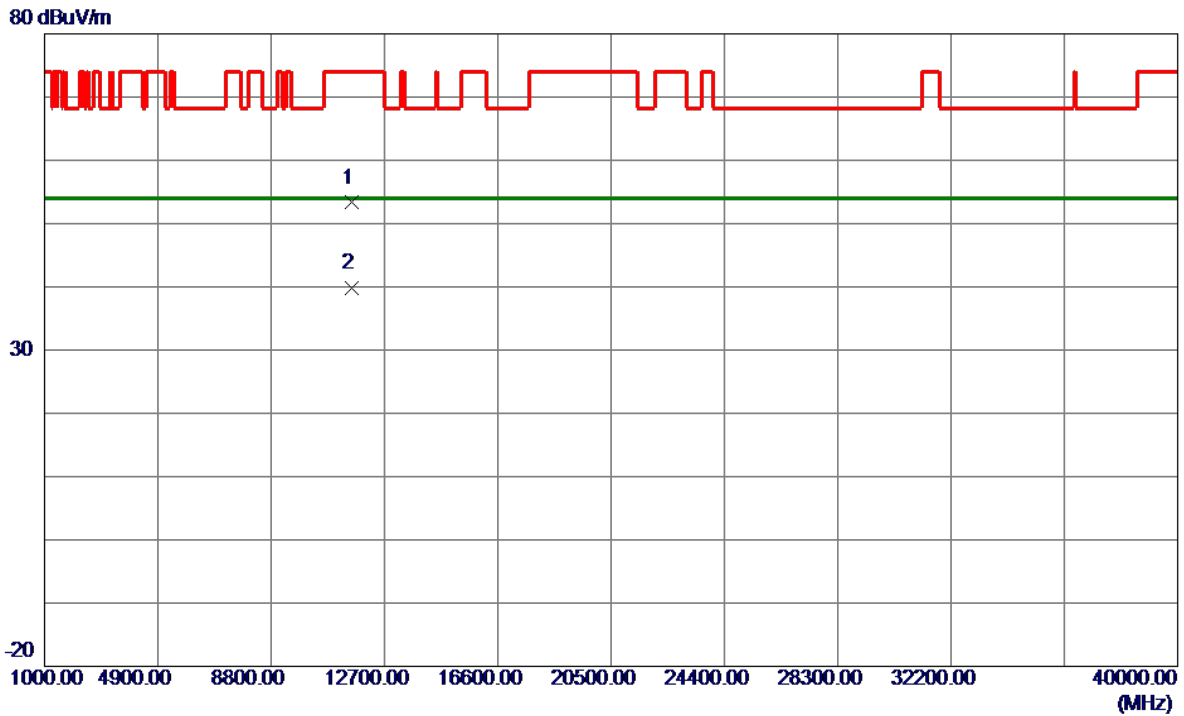


No.	Freq. MHz	Reading Level dBuV/m	Correct Factor dB	Measure ment dBuV/m	Limit dBuV/m	Margin dB	Detector	Comment
1 *	5789.8000	96.17	16.64	112.81	122.20	-9.39	Peak	No Limit

**REMARKS:**

- (1) Measurement Value = Reading Level + Correct Factor.
- (2) Margin Level = Measurement Value - Limit Value.

Test Mode	UNII-3_TX N(HT20) Mode 5785 MHz	Polarization	Horizontal
-----------	---------------------------------	--------------	------------

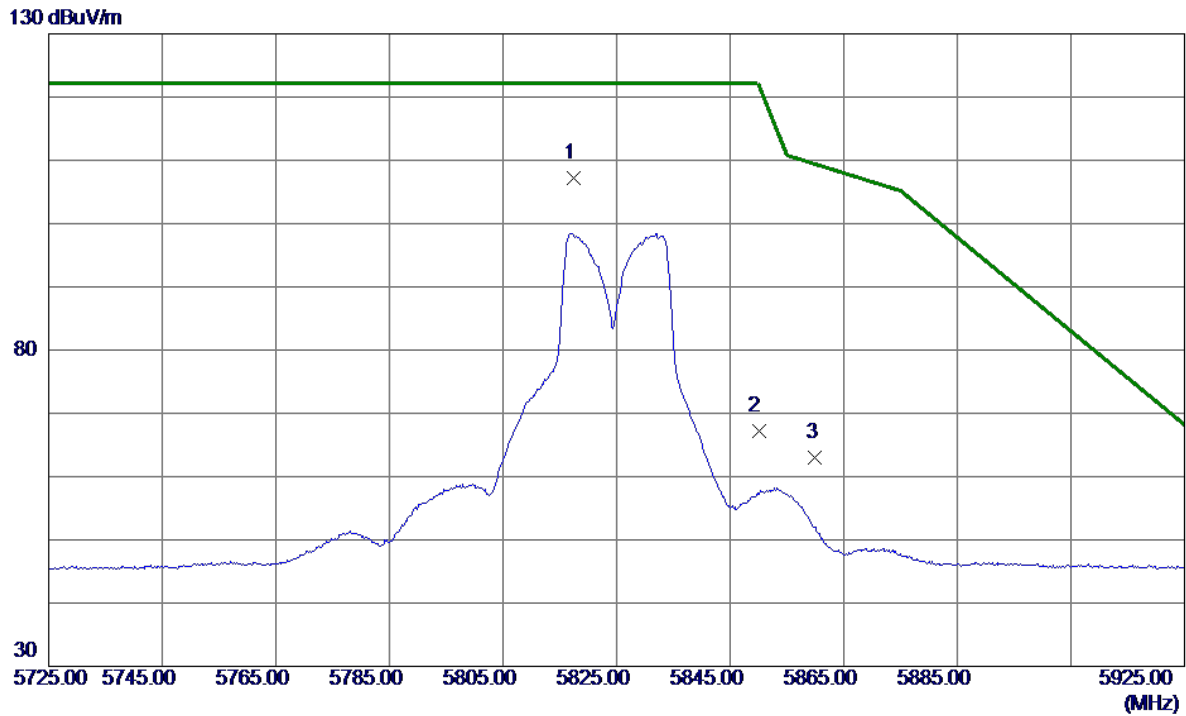


No.	Freq. MHz	Reading Level dBuV/m	Correct Factor dB	Measure ment dBuV/m	Limit dBuV/m	Margin dB	Detector	Comment
1	11571.3800	40.10	13.20	53.30	74.00	-20.70	Peak	
2 *	11572.4200	26.69	13.20	39.89	54.00	-14.11	AVG	

**REMARKS:**

- (1) Measurement Value = Reading Level + Correct Factor.
- (2) Margin Level = Measurement Value - Limit Value.

Test Mode	UNII-3_TX N(HT20) Mode 5825 MHz	Polarization	Vertical
-----------	---------------------------------	--------------	----------

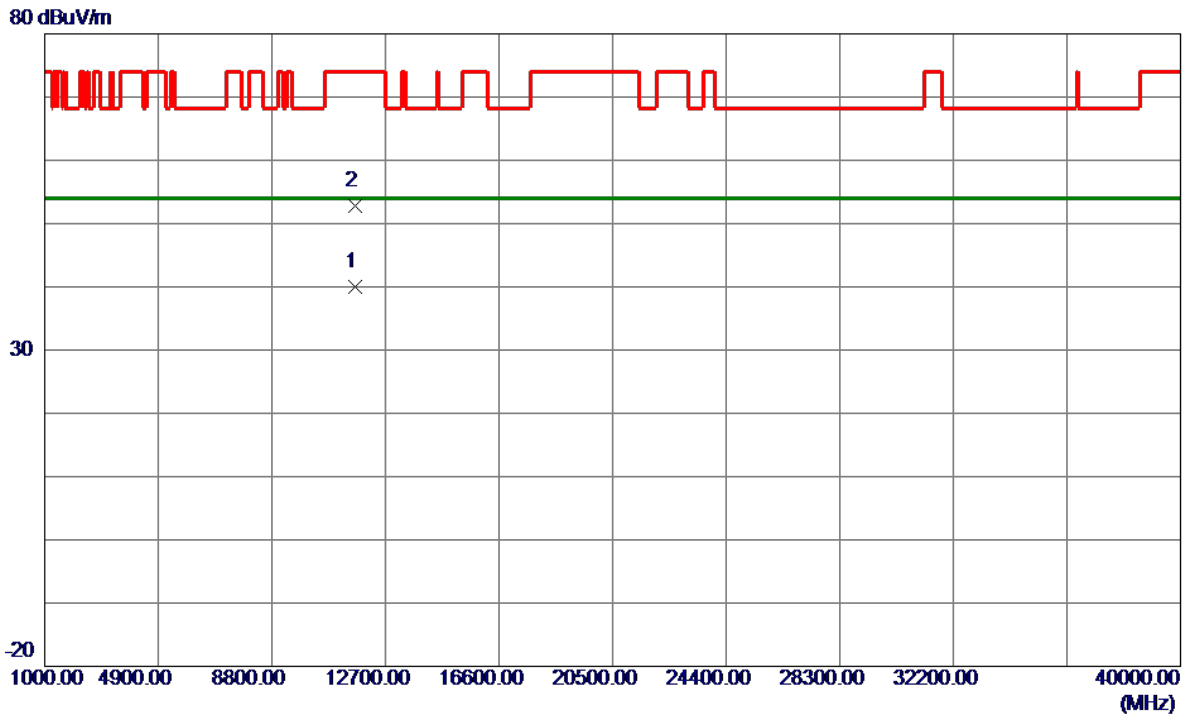


No.	Freq. MHz	Reading Level dBuV/m	Correct Factor dB	Measure ment dBuV/m	Limit dBuV/m	Margin dB	Detector	Comment
1 *	5817.4000	90.46	16.70	107.16	122.20	-15.04	Peak	No Limit
2	5850.0000	50.49	16.76	67.25	122.20	-54.95	Peak	
3	5860.0000	46.22	16.78	63.00	109.40	-46.40	Peak	

REMARKS:

- (1) Measurement Value = Reading Level + Correct Factor.
- (2) Margin Level = Measurement Value - Limit Value.

Test Mode	UNII-3_TX N(HT20) Mode 5825 MHz	Polarization	Vertical
-----------	---------------------------------	--------------	----------

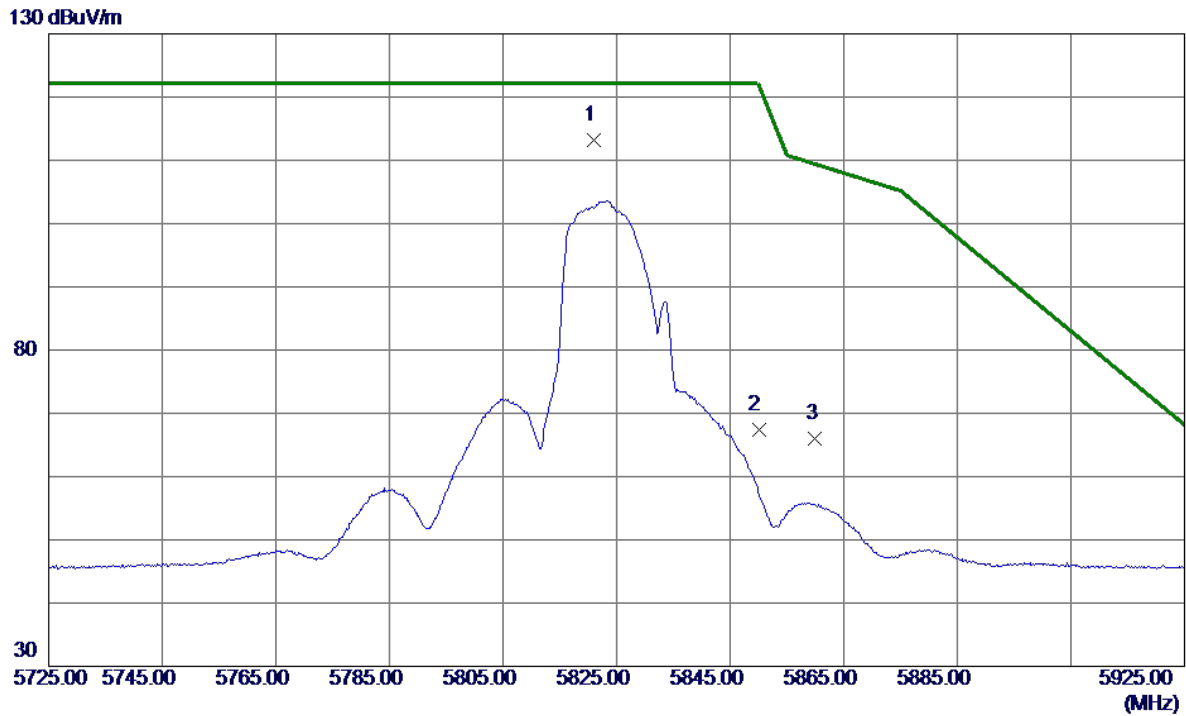


No.	Freq. MHz	Reading Level dBuV/m	Correct Factor dB	Measure ment dBuV/m	Limit dBuV/m	Margin dB	Detector	Comment
1 *	11648.7050	26.71	13.25	39.96	54.00	-14.04	AVG	
2	11651.7450	39.64	13.25	52.89	74.00	-21.11	Peak	

REMARKS:

- (1) Measurement Value = Reading Level + Correct Factor.
- (2) Margin Level = Measurement Value - Limit Value.

Test Mode	UNII-3_TX N(HT20) Mode 5825 MHz	Polarization	Horizontal
-----------	---------------------------------	--------------	------------



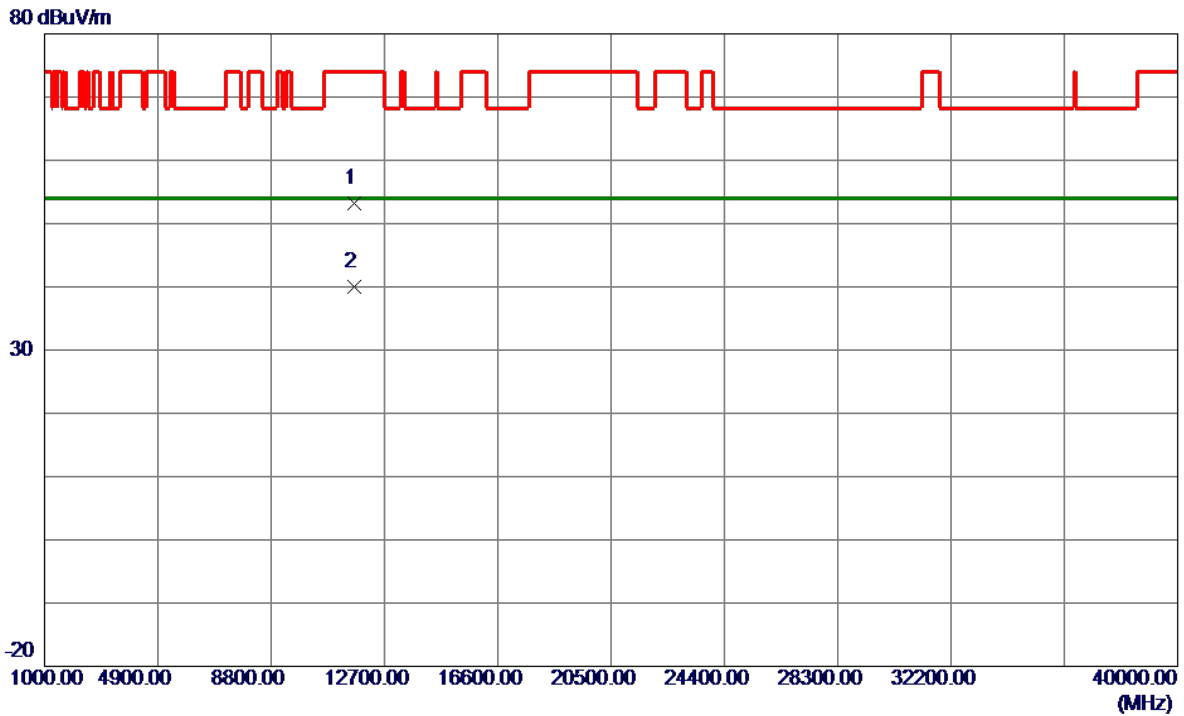
No.	Freq. MHz	Reading Level dBuV/m	Correct Factor dB	Measure ment dBuV/m	Limit dBuV/m	Margin dB	Detector	Comment
1 *	5821.0000	96.45	16.70	113.15	122.20	-9.05	Peak	No Limit
2	5850.0000	50.61	16.76	67.37	122.20	-54.83	Peak	
3	5860.0000	49.18	16.78	65.96	109.40	-43.44	Peak	

REMARKS:

- (1) Measurement Value = Reading Level + Correct Factor.
- (2) Margin Level = Measurement Value - Limit Value.



Test Mode	UNII-3_TX N(HT20) Mode 5825 MHz	Polarization	Horizontal
-----------	---------------------------------	--------------	------------

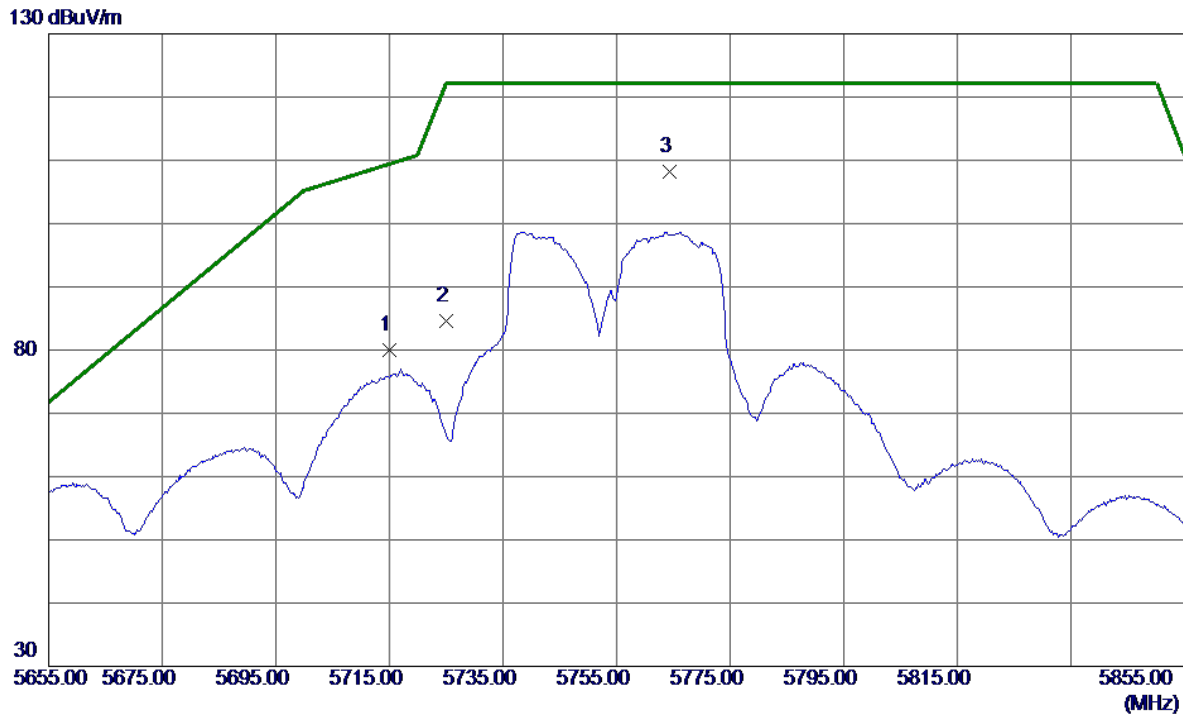


No.	Freq. MHz	Reading Level dBuV/m	Correct Factor dB	Measure ment dBuV/m	Limit dBuV/m	Margin dB	Detector	Comment
1	11649.7150	39.97	13.25	53.22	74.00	-20.78	Peak	
2 *	11652.3099	26.68	13.25	39.93	54.00	-14.07	AVG	

**REMARKS:**

- (1) Measurement Value = Reading Level + Correct Factor.
- (2) Margin Level = Measurement Value - Limit Value.

Test Mode	UNII-3_TX N(HT40) Mode 5755 MHz	Polarization	Vertical
-----------	---------------------------------	--------------	----------

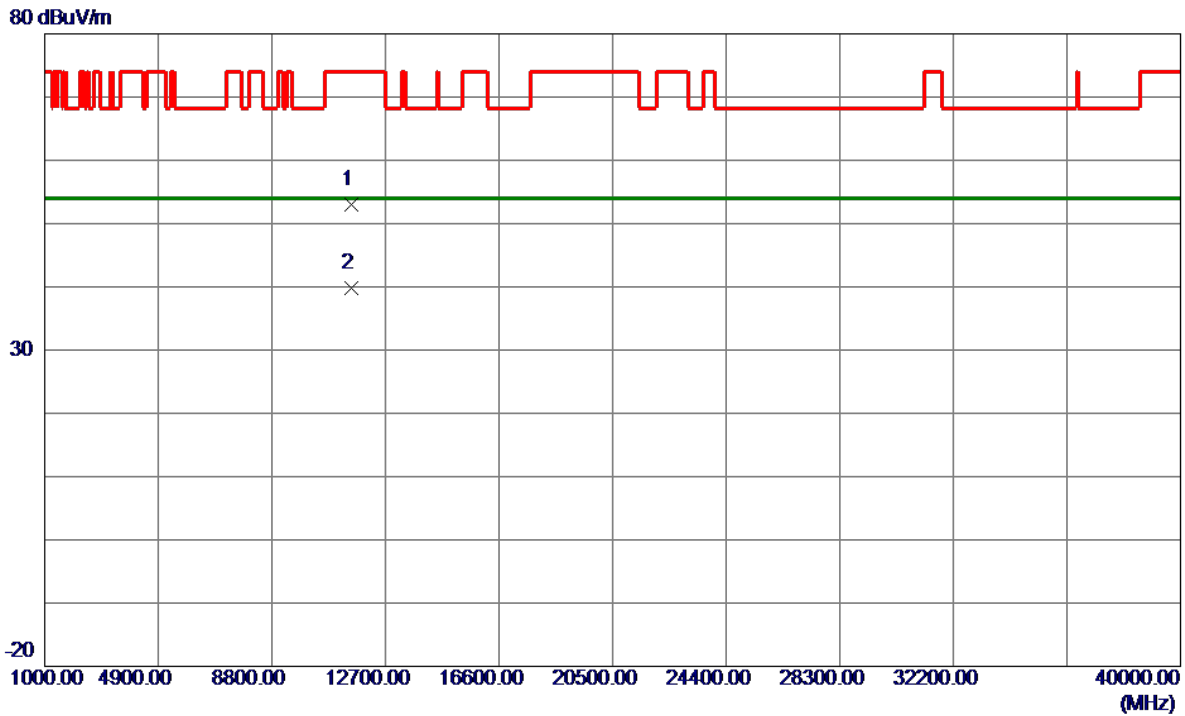


No.	Freq. MHz	Reading Level dBuV/m	Correct Factor dB	Measure ment dBuV/m	Limit dBuV/m	Margin dB	Detector	Comment
1	5715.0000	63.43	16.49	79.92	109.40	-29.48	Peak	
2	5725.0000	68.05	16.51	84.56	122.20	-37.64	Peak	
3 *	5764.4000	91.68	16.59	108.27	122.20	-13.93	Peak	No Limit

**REMARKS:**

- (1) Measurement Value = Reading Level + Correct Factor.
- (2) Margin Level = Measurement Value - Limit Value.

Test Mode	UNII-3_TX N(HT40) Mode 5755 MHz	Polarization	Vertical
-----------	---------------------------------	--------------	----------

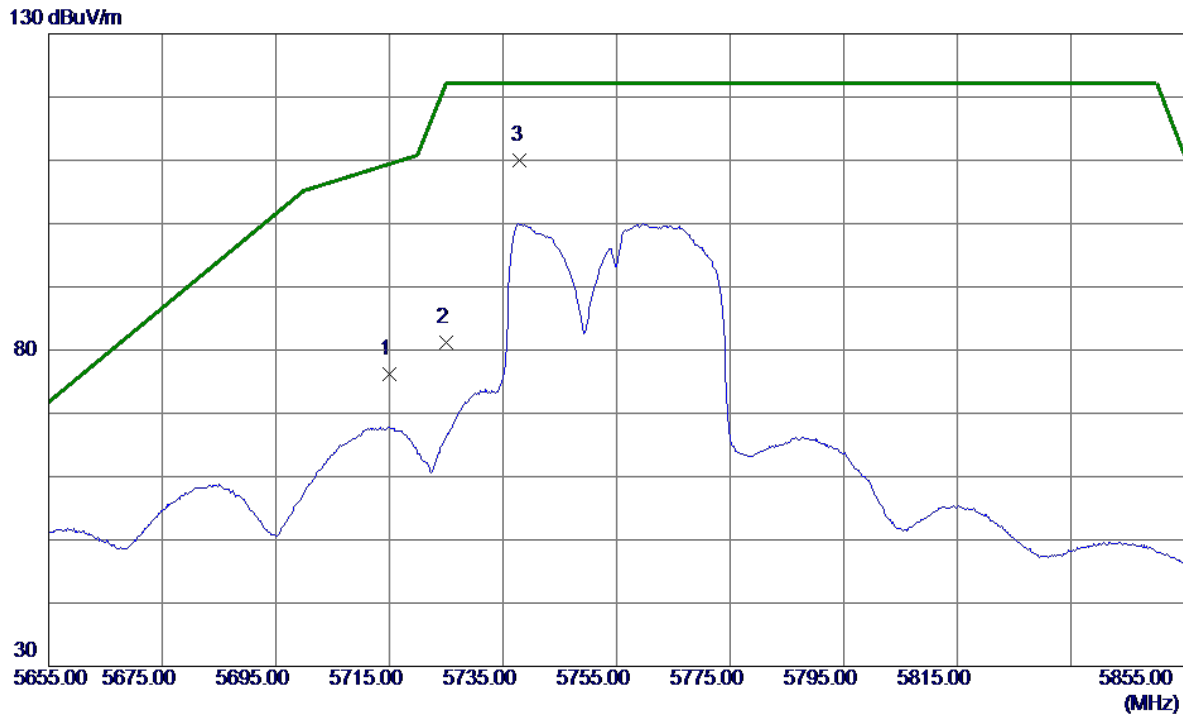


No.	Freq. MHz	Reading Level dBuV/m	Correct Factor dB	Measure ment dBuV/m	Limit dBuV/m	Margin dB	Detector	Comment
1	11510.6900	39.89	13.16	53.05	74.00	-20.95	Peak	
2 *	11511.7300	26.59	13.16	39.75	54.00	-14.25	AVG	

**REMARKS:**

- (1) Measurement Value = Reading Level + Correct Factor.
- (2) Margin Level = Measurement Value - Limit Value.

Test Mode	UNII-3_TX N(HT40) Mode 5755 MHz	Polarization	Horizontal
-----------	---------------------------------	--------------	------------

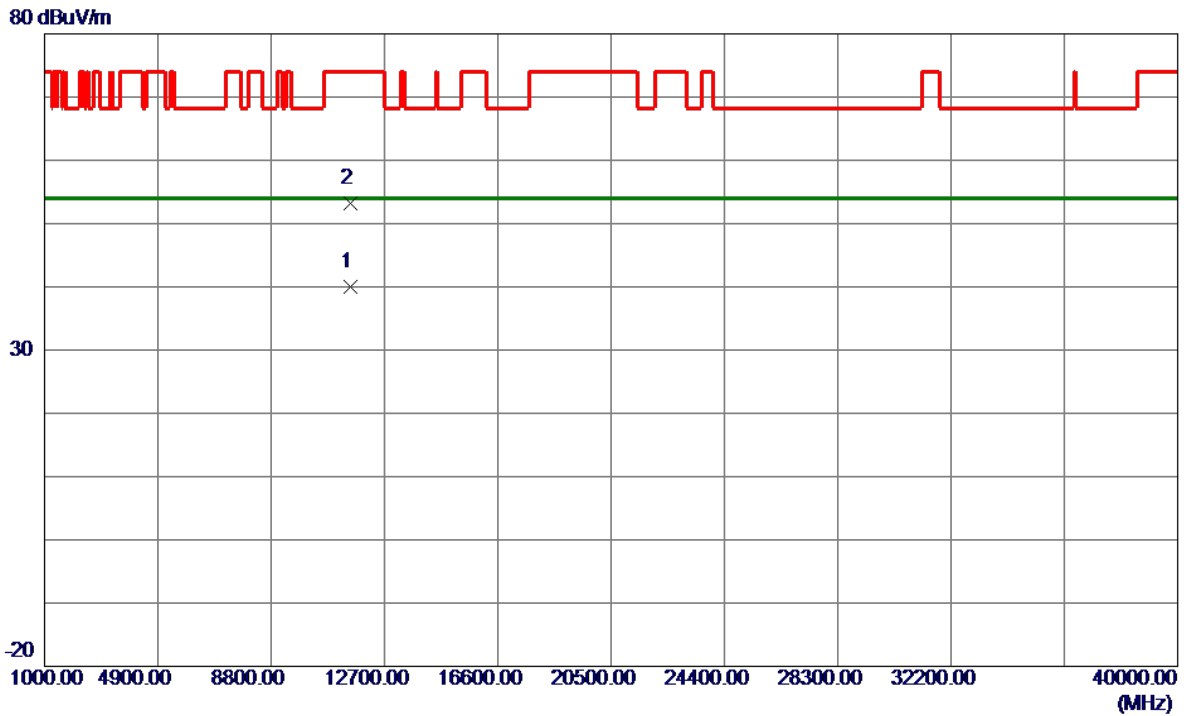


No.	Freq. MHz	Reading Level dBuV/m	Correct Factor dB	Measure ment dBuV/m	Limit dBuV/m	Margin dB	Detector	Comment
1	5715.0000	59.68	16.49	76.17	109.40	-33.23	Peak	
2	5725.0000	64.62	16.51	81.13	122.20	-41.07	Peak	
3 *	5738.0000	93.39	16.54	109.93	122.20	-12.27	Peak	No Limit

**REMARKS:**

- (1) Measurement Value = Reading Level + Correct Factor.
- (2) Margin Level = Measurement Value - Limit Value.

Test Mode	UNII-3_TX N(HT40) Mode 5755 MHz	Polarization	Horizontal
-----------	---------------------------------	--------------	------------

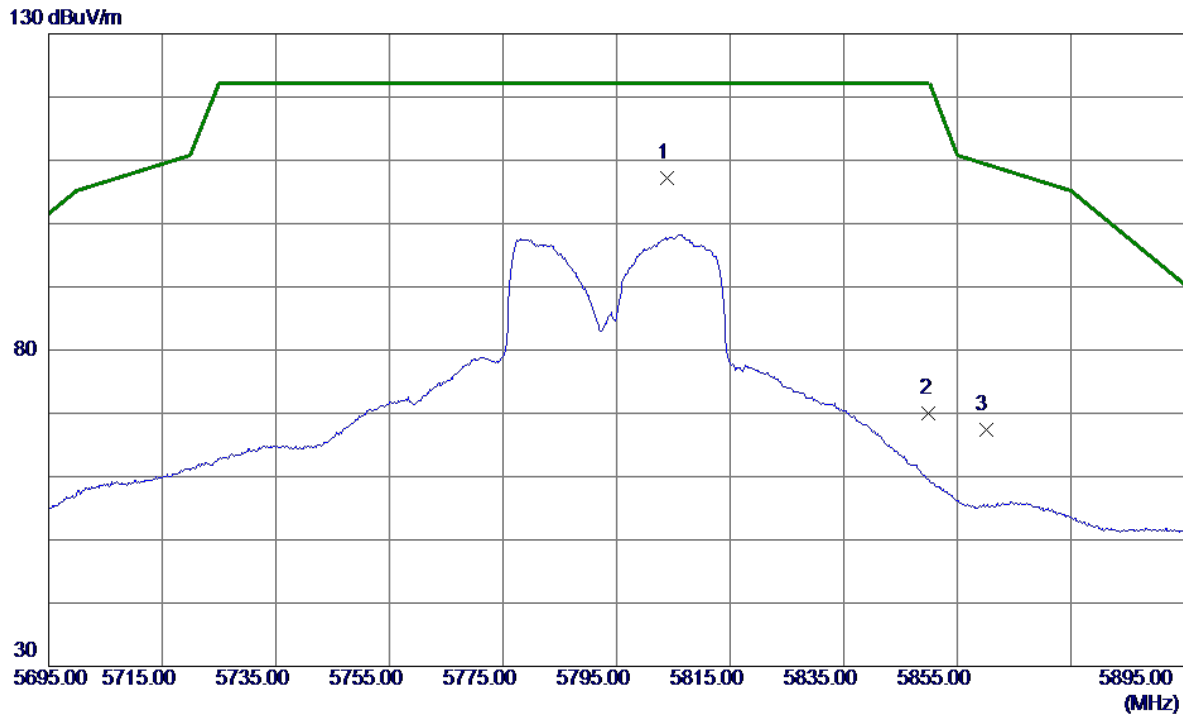


No.	Freq. MHz	Reading Level dBuV/m	Correct Factor dB	Measure ment dBuV/m	Limit dBuV/m	Margin dB	Detector	Comment
1 *	11512.3150	26.87	13.16	40.03	54.00	-13.97	AVG	
2	11512.4750	40.02	13.16	53.18	74.00	-20.82	Peak	

**REMARKS:**

- (1) Measurement Value = Reading Level + Correct Factor.
- (2) Margin Level = Measurement Value - Limit Value.

Test Mode	UNII-3_TX N(HT40) Mode 5795 MHz	Polarization	Vertical
-----------	---------------------------------	--------------	----------

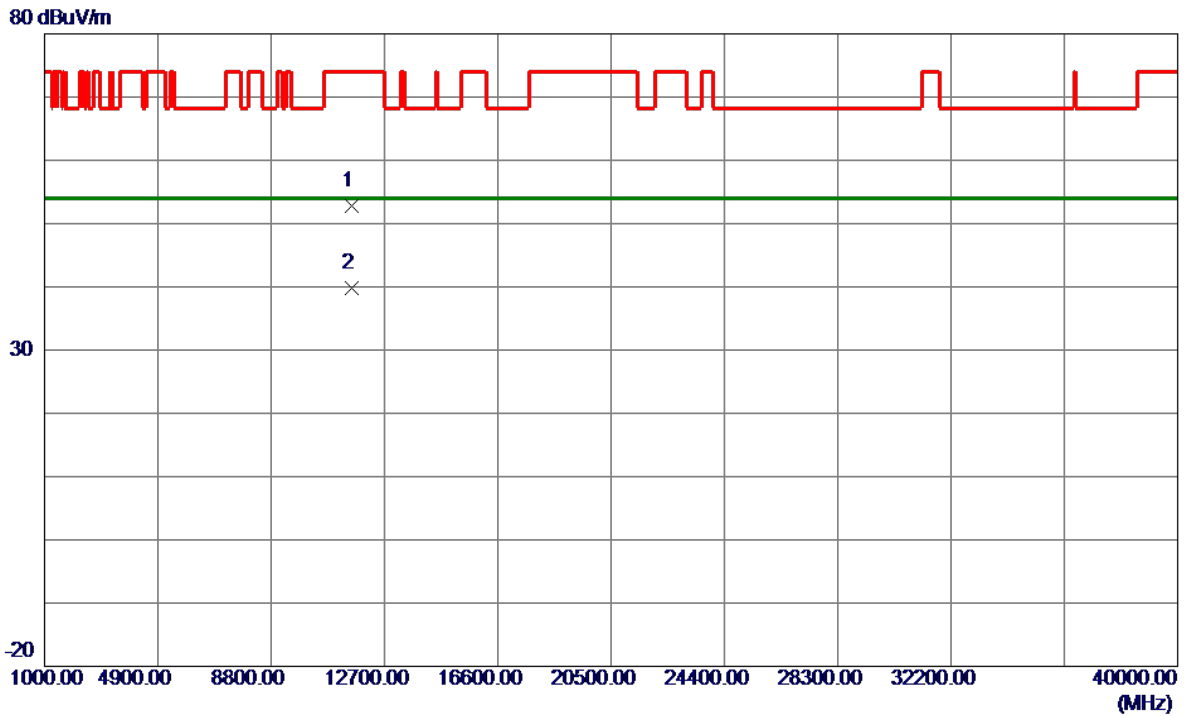


No.	Freq. MHz	Reading Level dBuV/m	Correct Factor dB	Measure ment dBuV/m	Limit dBuV/m	Margin dB	Detector	Comment
1 *	5803.8000	90.54	16.67	107.21	122.20	-14.99	Peak	No Limit
2	5850.0000	53.16	16.76	69.92	122.20	-52.28	Peak	
3	5860.0000	50.55	16.78	67.33	109.40	-42.07	Peak	

REMARKS:

- (1) Measurement Value = Reading Level + Correct Factor.
- (2) Margin Level = Measurement Value - Limit Value.

Test Mode	UNII-3_TX N(HT40) Mode 5795 MHz	Polarization	Vertical
-----------	---------------------------------	--------------	----------

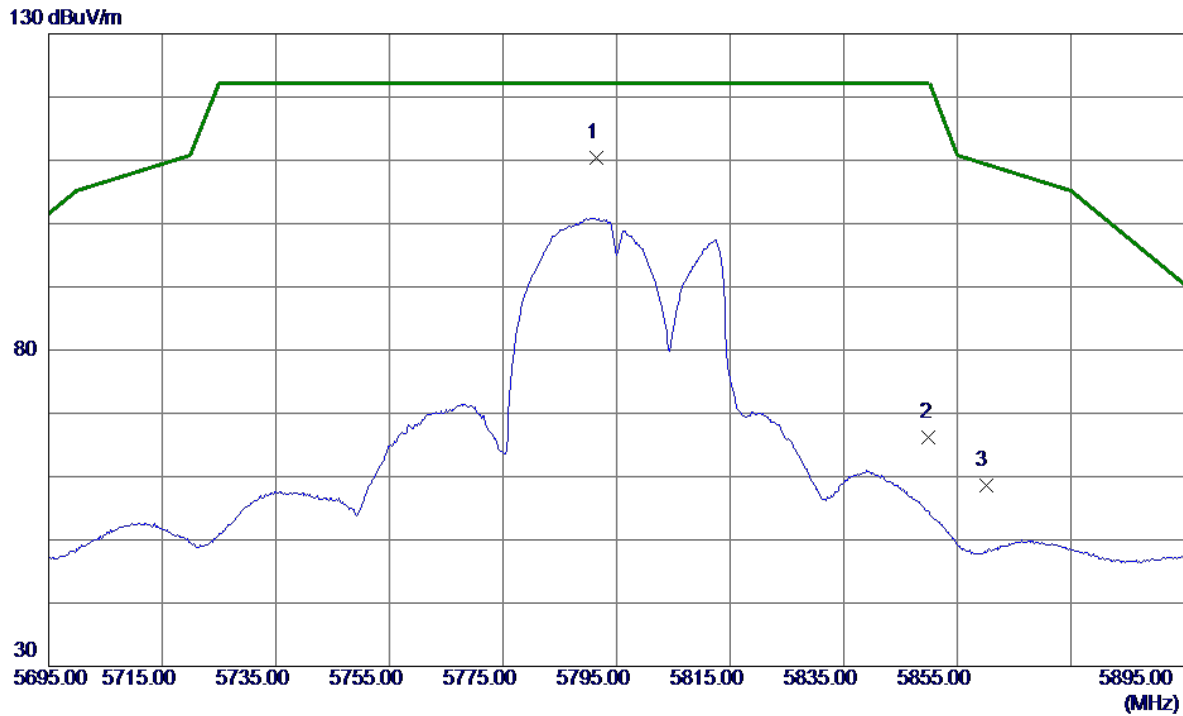


No.	Freq. MHz	Reading Level dBuV/m	Correct Factor dB	Measure ment dBuV/m	Limit dBuV/m	Margin dB	Detector	Comment
1	11589.6150	39.60	13.21	52.81	74.00	-21.19	Peak	
2 *	11590.0199	26.67	13.21	39.88	54.00	-14.12	AVG	

**REMARKS:**

- (1) Measurement Value = Reading Level + Correct Factor.
- (2) Margin Level = Measurement Value - Limit Value.

Test Mode	UNII-3_TX N(HT40) Mode 5795 MHz	Polarization	Horizontal
-----------	---------------------------------	--------------	------------



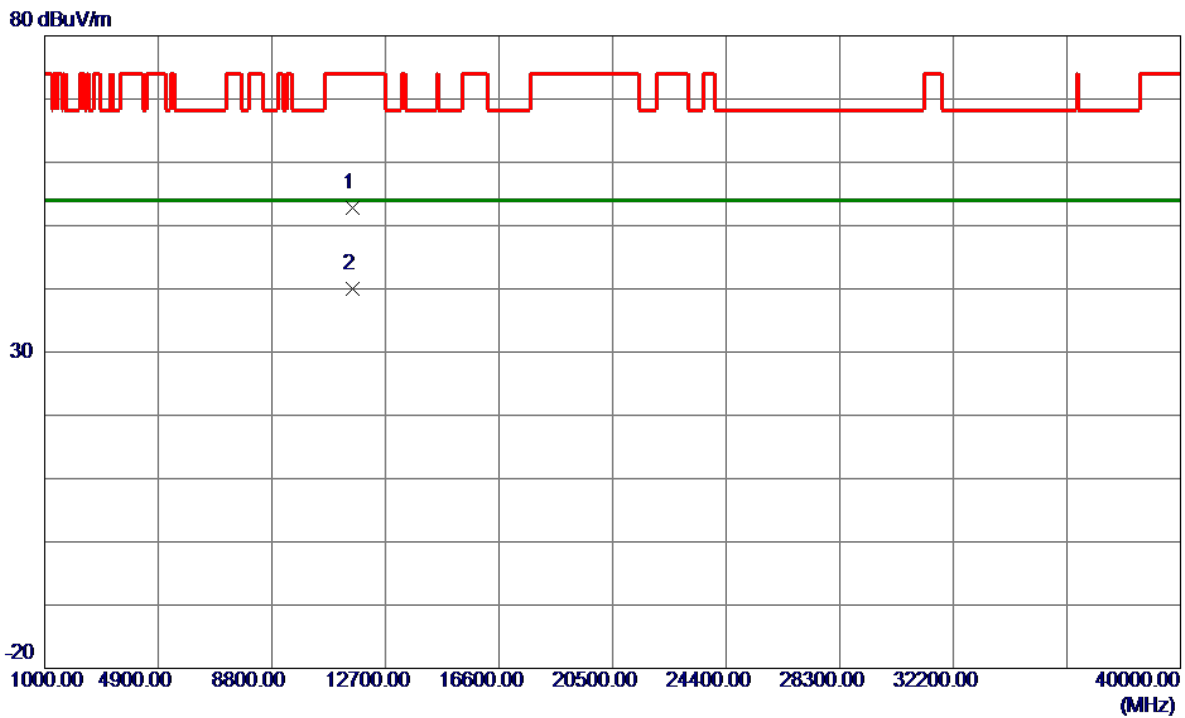
No.	Freq. MHz	Reading Level dBuV/m	Correct Factor dB	Measure ment dBuV/m	Limit dBuV/m	Margin dB	Detector	Comment
1 *	5791.4000	93.73	16.64	110.37	122.20	-11.83	Peak	No Limit
2	5850.0000	49.40	16.76	66.16	122.20	-56.04	Peak	
3	5860.0000	41.89	16.78	58.67	109.40	-50.73	Peak	

**REMARKS:**

- (1) Measurement Value = Reading Level + Correct Factor.
- (2) Margin Level = Measurement Value - Limit Value.



Test Mode	UNII-3_TX N(HT40) Mode 5795 MHz	Polarization	Horizontal
-----------	---------------------------------	--------------	------------

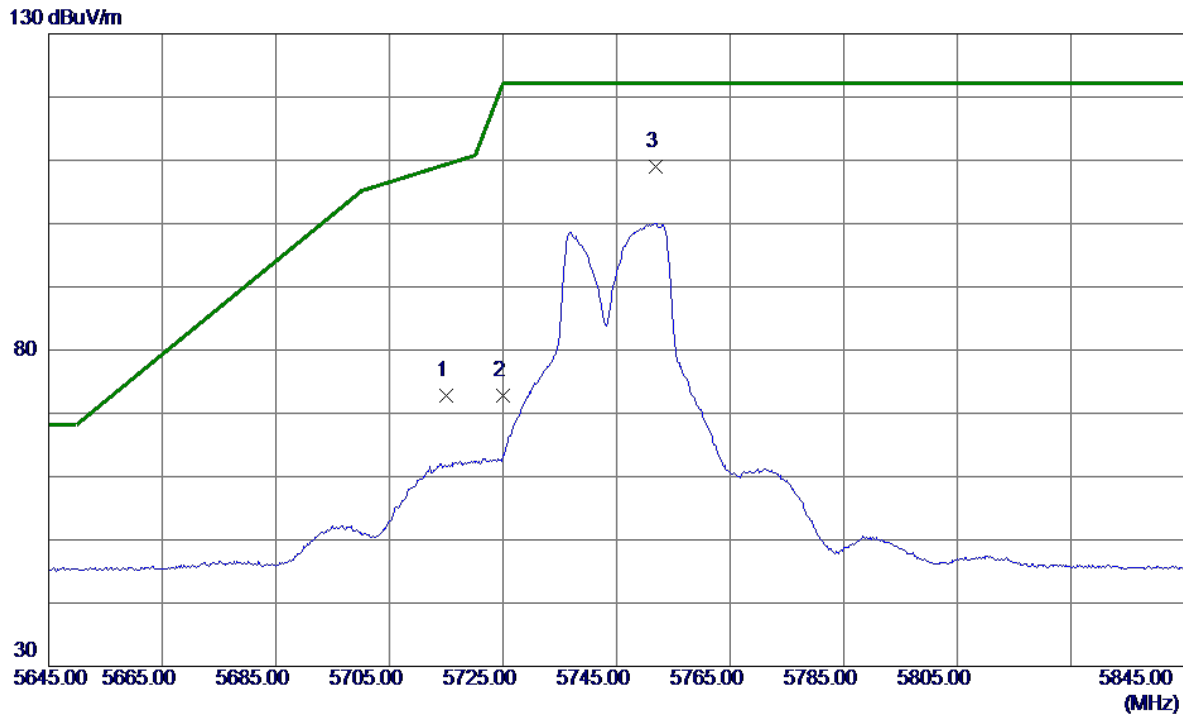


No.	Freq. MHz	Reading Level dBuV/m	Correct Factor dB	Measure ment dBuV/m	Limit dBuV/m	Margin dB	Detector	Comment
1	11591.5750	39.60	13.21	52.81	74.00	-21.19	Peak	
2 *	11592.3350	26.82	13.21	40.03	54.00	-13.97	AVG	

**REMARKS:**

- (1) Measurement Value = Reading Level + Correct Factor.
- (2) Margin Level = Measurement Value - Limit Value.

Test Mode	UNII-3_TX AC(VHT20) Mode 5745 MHz	Polarization	Vertical
-----------	-----------------------------------	--------------	----------

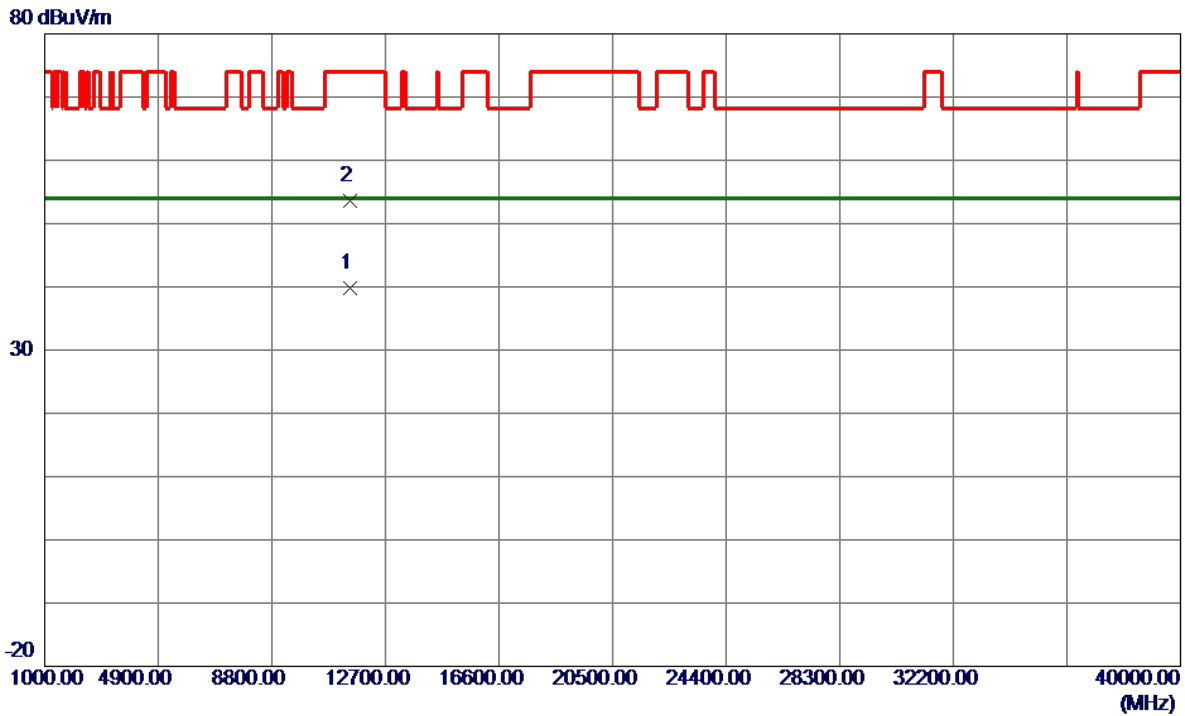


No.	Freq. MHz	Reading Level dBuV/m	Correct Factor dB	Measure ment dBuV/m	Limit dBuV/m	Margin dB	Detector	Comment
1	5715.0000	56.22	16.49	72.71	109.40	-36.69	Peak	
2	5725.0000	56.30	16.51	72.81	122.20	-49.39	Peak	
3 *	5751.8000	92.46	16.57	109.03	122.20	-13.17	Peak	No Limit

REMARKS:

- (1) Measurement Value = Reading Level + Correct Factor.
- (2) Margin Level = Measurement Value - Limit Value.

Test Mode	UNII-3_TX AC(VHT20) Mode 5745 MHz	Polarization	Vertical
-----------	-----------------------------------	--------------	----------

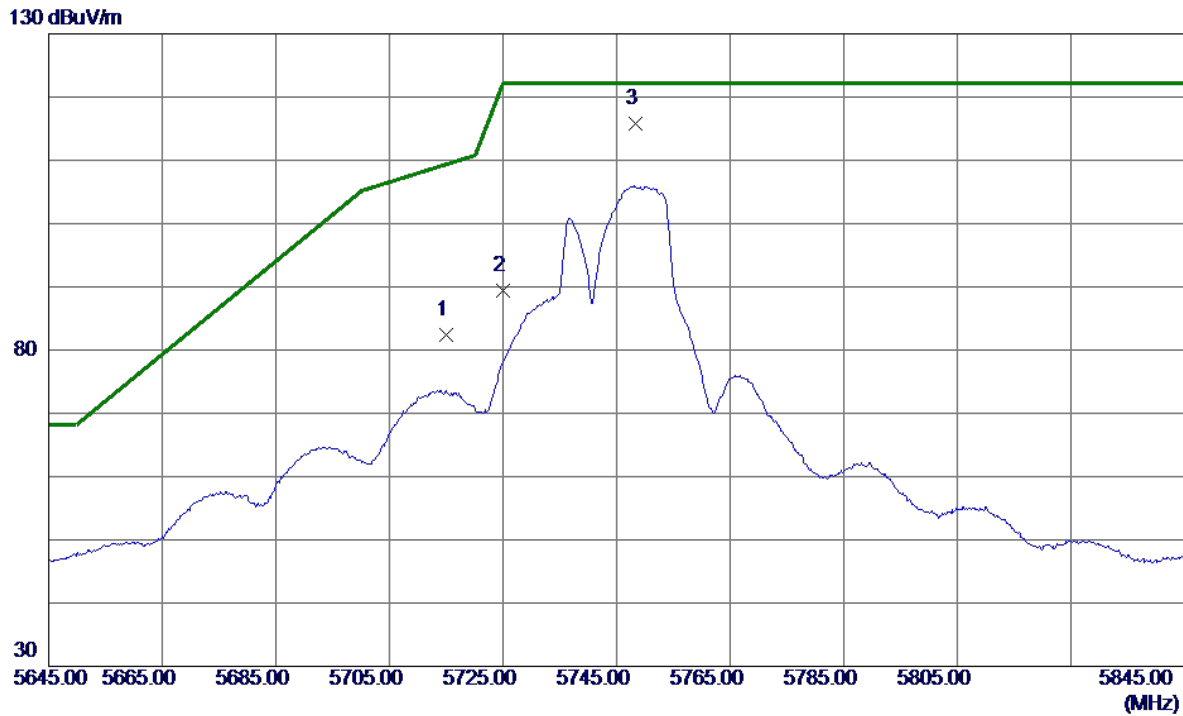


No.	Freq. MHz	Reading Level dBuV/m	Correct Factor dB	Measure ment dBuV/m	Limit dBuV/m	Margin dB	Detector	Comment
1 *	11487.5050	26.68	13.15	39.83	54.00	-14.17	AVG	
2	11491.2100	40.39	13.15	53.54	74.00	-20.46	Peak	

**REMARKS:**

- (1) Measurement Value = Reading Level + Correct Factor.
- (2) Margin Level = Measurement Value - Limit Value.

Test Mode	UNII-3_TX AC(VHT20) Mode 5745 MHz	Polarization	Horizontal
-----------	-----------------------------------	--------------	------------

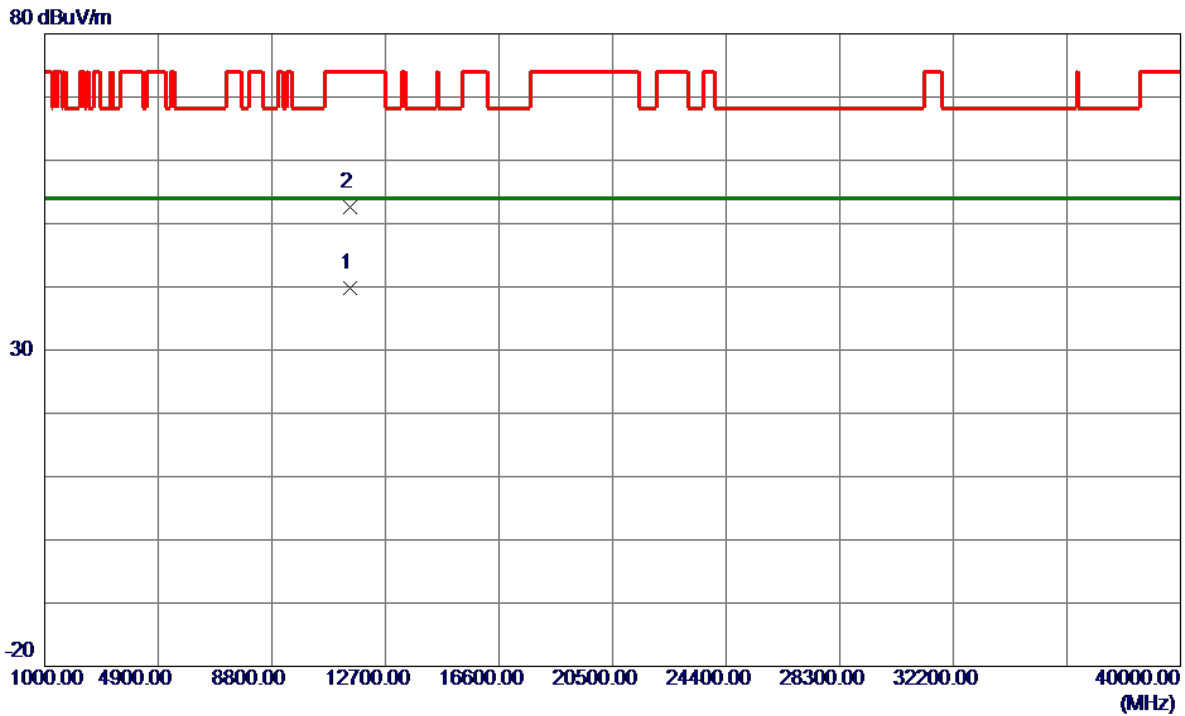


No.	Freq. MHz	Reading Level dBuV/m	Correct Factor dB	Measure ment dBuV/m	Limit dBuV/m	Margin dB	Detector	Comment
1	5715.0000	65.95	16.49	82.44	109.40	-26.96	Peak	
2	5725.0000	72.84	16.51	89.35	122.20	-32.85	Peak	
3 *	5748.4000	99.18	16.56	115.74	122.20	-6.46	Peak	No Limit

**REMARKS:**

- (1) Measurement Value = Reading Level + Correct Factor.
- (2) Margin Level = Measurement Value - Limit Value.

Test Mode	UNII-3_TX AC(VHT20) Mode 5745 MHz	Polarization	Horizontal
-----------	-----------------------------------	--------------	------------

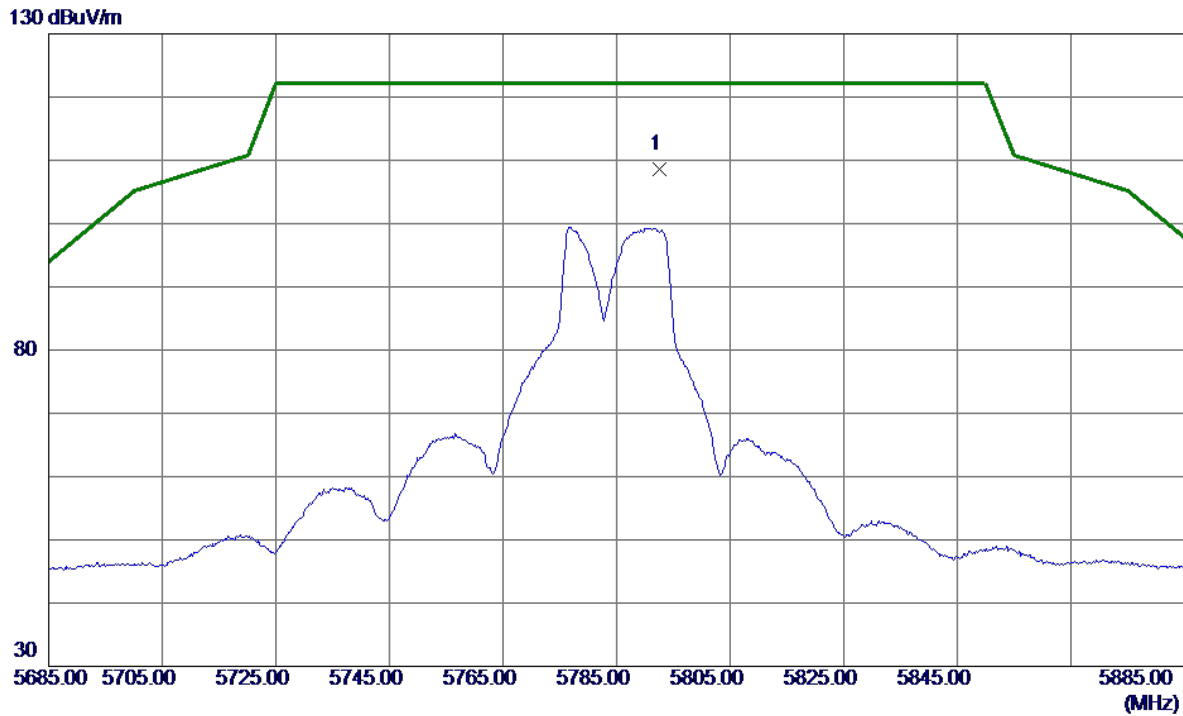


No.	Freq. MHz	Reading Level dBuV/m	Correct Factor dB	Measure ment dBuV/m	Limit dBuV/m	Margin dB	Detector	Comment
1 *	11487.5400	26.65	13.15	39.80	54.00	-14.20	AVG	
2	11489.6550	39.39	13.15	52.54	74.00	-21.46	Peak	

**REMARKS:**

- (1) Measurement Value = Reading Level + Correct Factor.
- (2) Margin Level = Measurement Value - Limit Value.

Test Mode	UNII-3_TX AC(VHT20) Mode 5785 MHz	Polarization	Vertical
-----------	-----------------------------------	--------------	----------

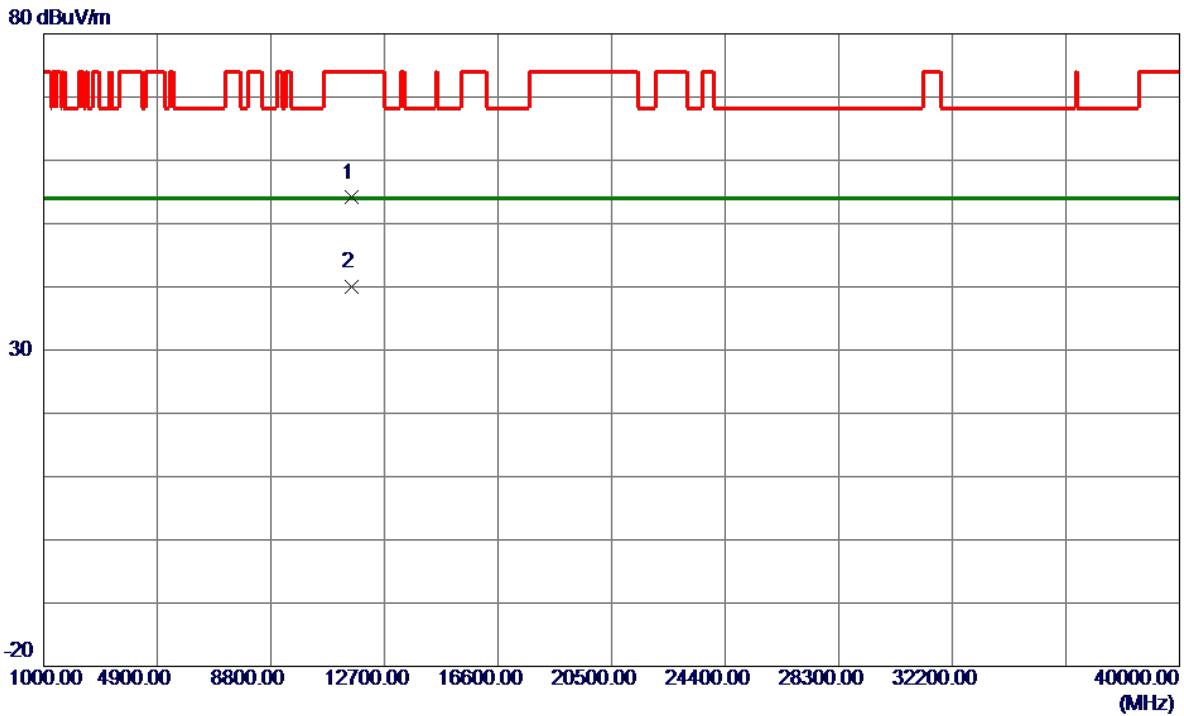


No.	Freq. MHz	Reading Level dBuV/m	Correct Factor dB	Measure ment dBuV/m	Limit dBuV/m	Margin dB	Detector	Comment
1 *	5792.6000	92.03	16.65	108.68	122.20	-13.52	Peak	No Limit

**REMARKS:**

- (1) Measurement Value = Reading Level + Correct Factor.
- (2) Margin Level = Measurement Value - Limit Value.

Test Mode	UNII-3_TX AC(VHT20) Mode 5785 MHz	Polarization	Vertical
-----------	-----------------------------------	--------------	----------

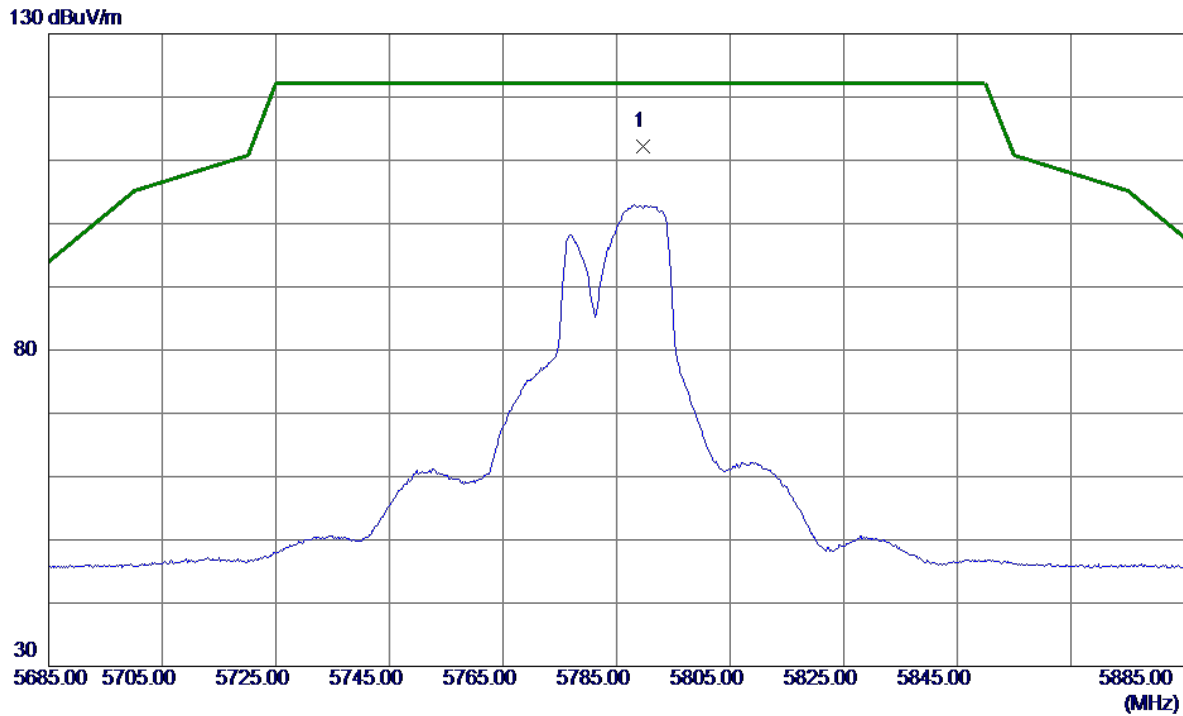


No.	Freq. MHz	Reading Level dBuV/m	Correct Factor dB	Measure ment dBuV/m	Limit dBuV/m	Margin dB	Detector	Comment
1	11571.3550	40.90	13.20	54.10	74.00	-19.90	Peak	
2 *	11572.2250	26.72	13.20	39.92	54.00	-14.08	AVG	

**REMARKS:**

- (1) Measurement Value = Reading Level + Correct Factor.
- (2) Margin Level = Measurement Value - Limit Value.

Test Mode	UNII-3_TX AC(VHT20) Mode 5785 MHz	Polarization	Horizontal
-----------	-----------------------------------	--------------	------------



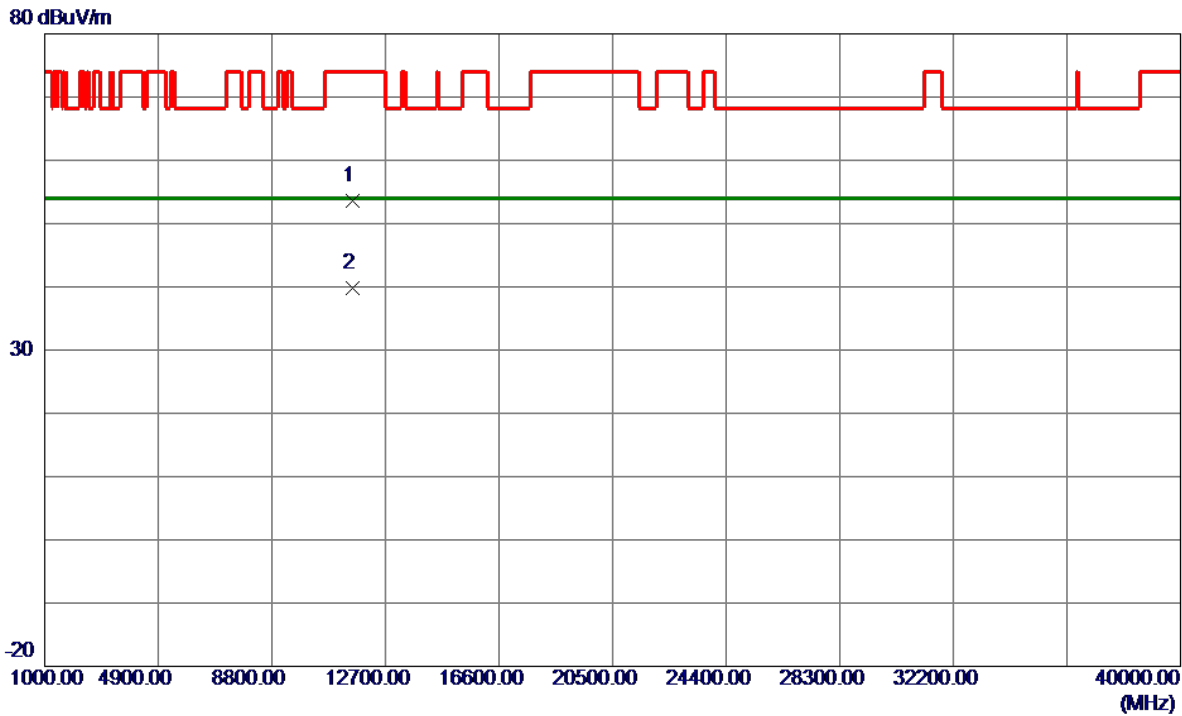
No.	Freq. MHz	Reading Level dBuV/m	Correct Factor dB	Measure ment dBuV/m	Limit dBuV/m	Margin dB	Detector	Comment
1 *	5789.6000	95.50	16.64	112.14	122.20	-10.06	Peak	No Limit

**REMARKS:**

- (1) Measurement Value = Reading Level + Correct Factor.
- (2) Margin Level = Measurement Value - Limit Value.



Test Mode	UNII-3_TX AC(VHT20) Mode 5785 MHz	Polarization	Horizontal
-----------	-----------------------------------	--------------	------------

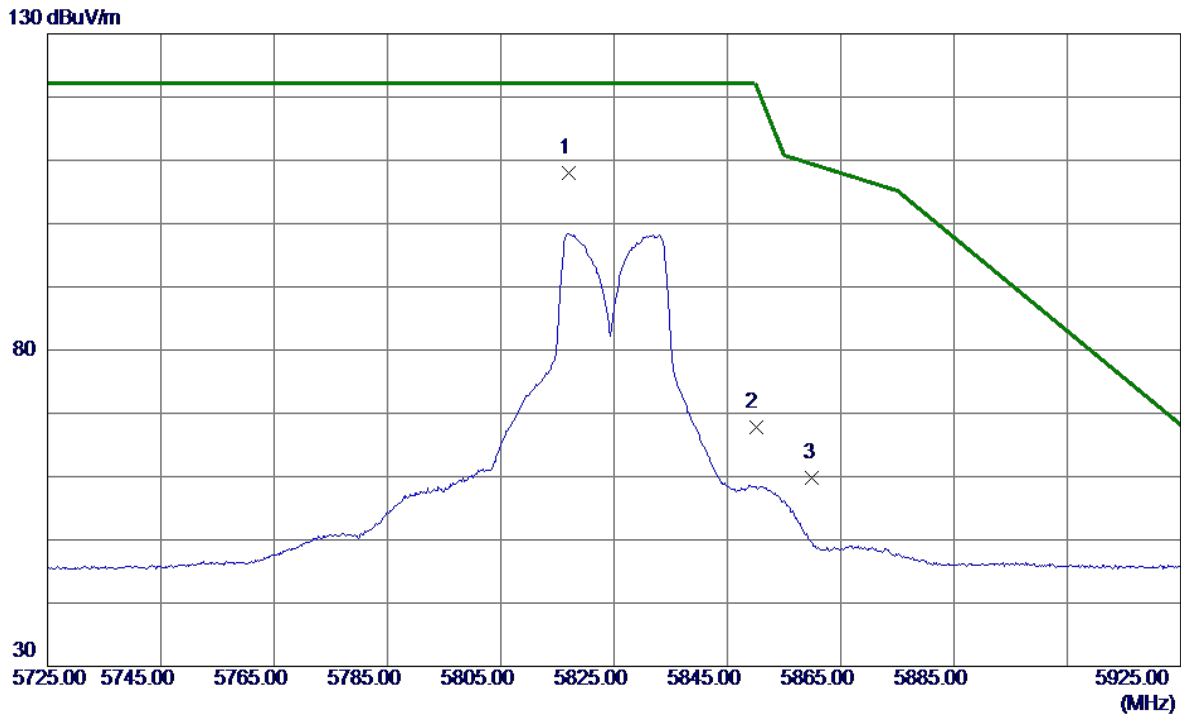


No.	Freq. MHz	Reading Level dBuV/m	Correct Factor dB	Measure ment dBuV/m	Limit dBuV/m	Margin dB	Detector	Comment
1	11571.2450	40.47	13.20	53.67	74.00	-20.33	Peak	
2 *	11571.9349	26.65	13.20	39.85	54.00	-14.15	AVG	

**REMARKS:**

- (1) Measurement Value = Reading Level + Correct Factor.
- (2) Margin Level = Measurement Value - Limit Value.

Test Mode	UNII-3_TX AC(VHT20) Mode 5825 MHz	Polarization	Vertical
-----------	-----------------------------------	--------------	----------

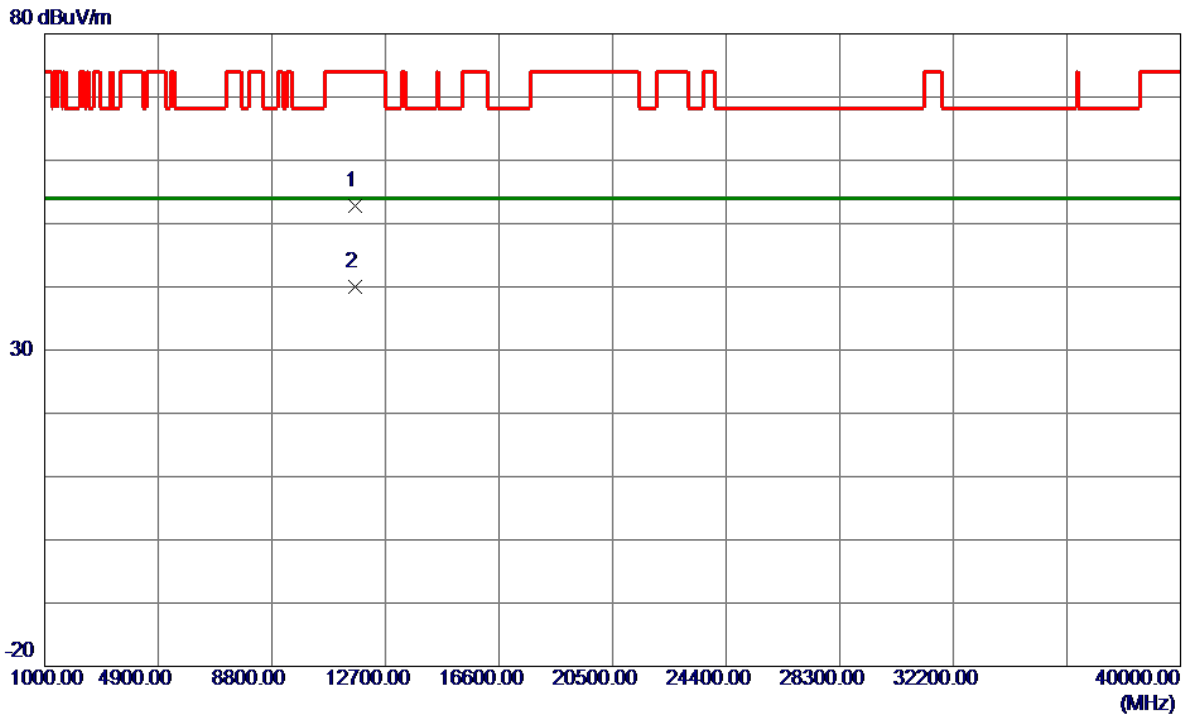


No.	Freq. MHz	Reading Level dBuV/m	Correct Factor dB	Measure ment dBuV/m	Limit dBuV/m	Margin dB	Detector	Comment
1 *	5817.0000	91.31	16.70	108.01	122.20	-14.19	Peak	No Limit
2	5850.0000	51.04	16.76	67.80	122.20	-54.40	Peak	
3	5860.0000	43.02	16.78	59.80	109.40	-49.60	Peak	

REMARKS:

- (1) Measurement Value = Reading Level + Correct Factor.
- (2) Margin Level = Measurement Value - Limit Value.

Test Mode	UNII-3_TX AC(VHT20) Mode 5825 MHz	Polarization	Vertical
-----------	-----------------------------------	--------------	----------

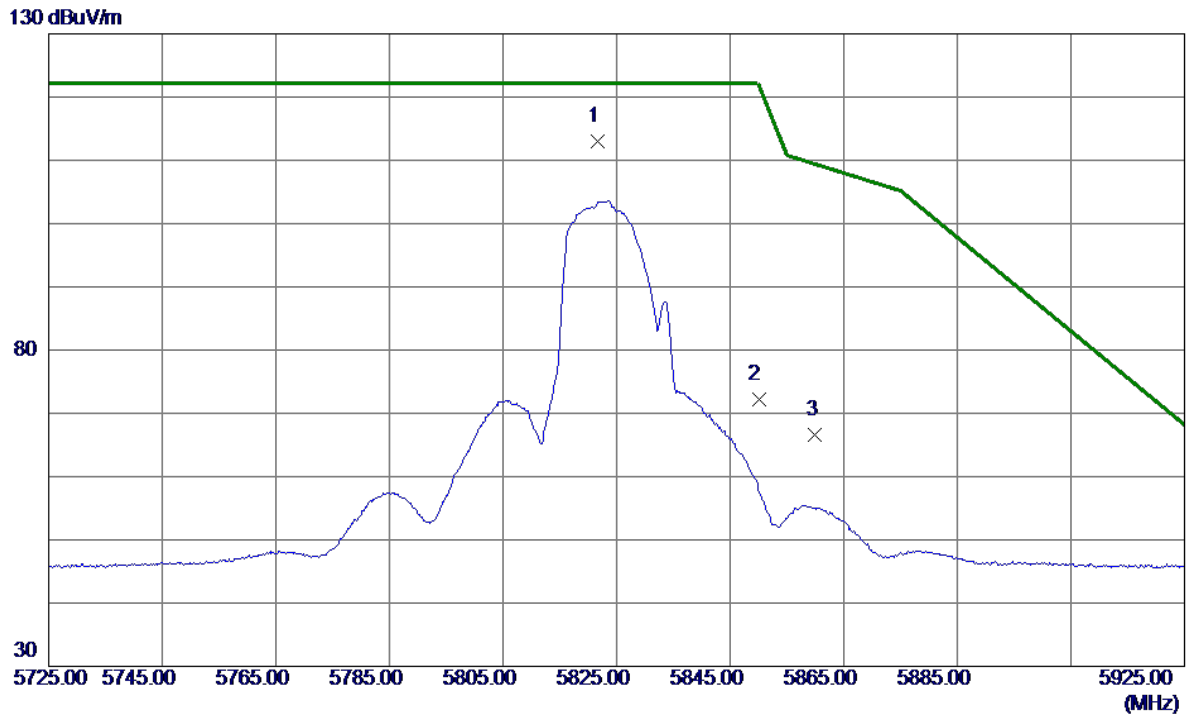


No.	Freq. MHz	Reading Level dBuV/m	Correct Factor dB	Measure ment dBuV/m	Limit dBuV/m	Margin dB	Detector	Comment
1	11650.3150	39.56	13.25	52.81	74.00	-21.19	Peak	
2 *	11651.1550	26.68	13.25	39.93	54.00	-14.07	AVG	

REMARKS:

- (1) Measurement Value = Reading Level + Correct Factor.
- (2) Margin Level = Measurement Value - Limit Value.

Test Mode	UNII-3_TX AC(VHT20) Mode 5825 MHz	Polarization	Horizontal
-----------	-----------------------------------	--------------	------------

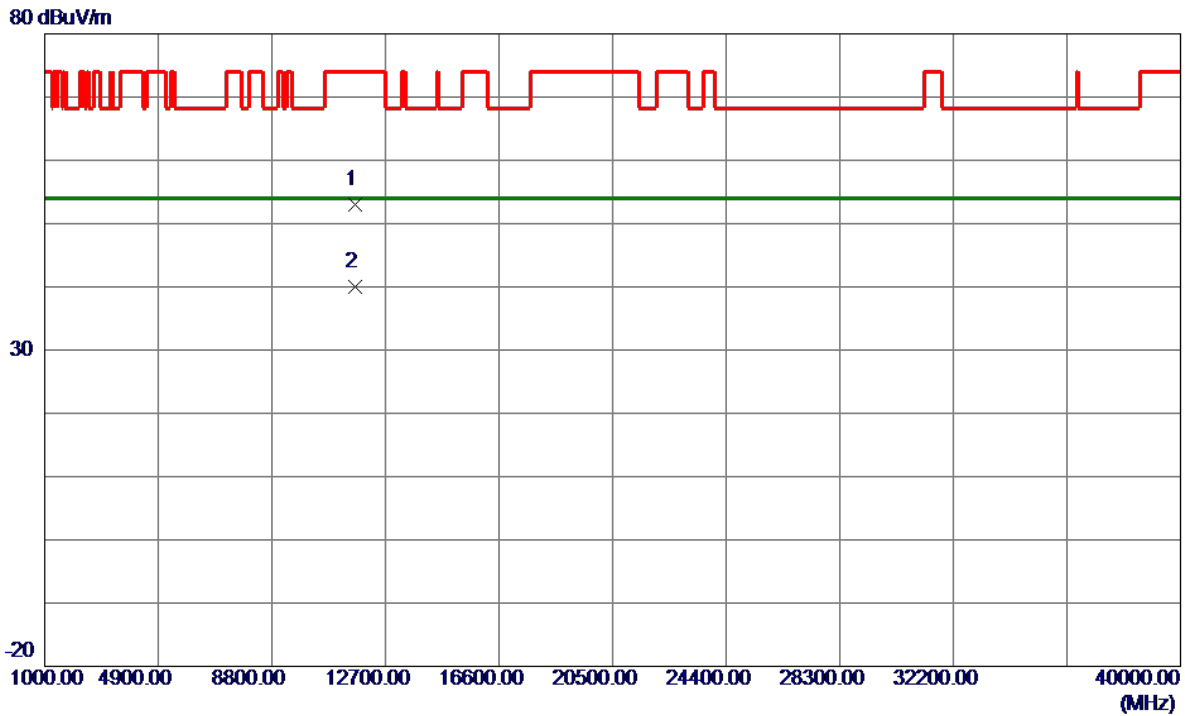


No.	Freq. MHz	Reading Level dBuV/m	Correct Factor dB	Measure ment dBuV/m	Limit dBuV/m	Margin dB	Detector	Comment
1 *	5821.6000	96.36	16.70	113.06	122.20	-9.14	Peak	No Limit
2	5850.0000	55.39	16.76	72.15	122.20	-50.05	Peak	
3	5860.0000	49.79	16.78	66.57	109.40	-42.83	Peak	

**REMARKS:**

- (1) Measurement Value = Reading Level + Correct Factor.
- (2) Margin Level = Measurement Value - Limit Value.

Test Mode	UNII-3_TX AC(VHT20) Mode 5825 MHz	Polarization	Horizontal
-----------	-----------------------------------	--------------	------------

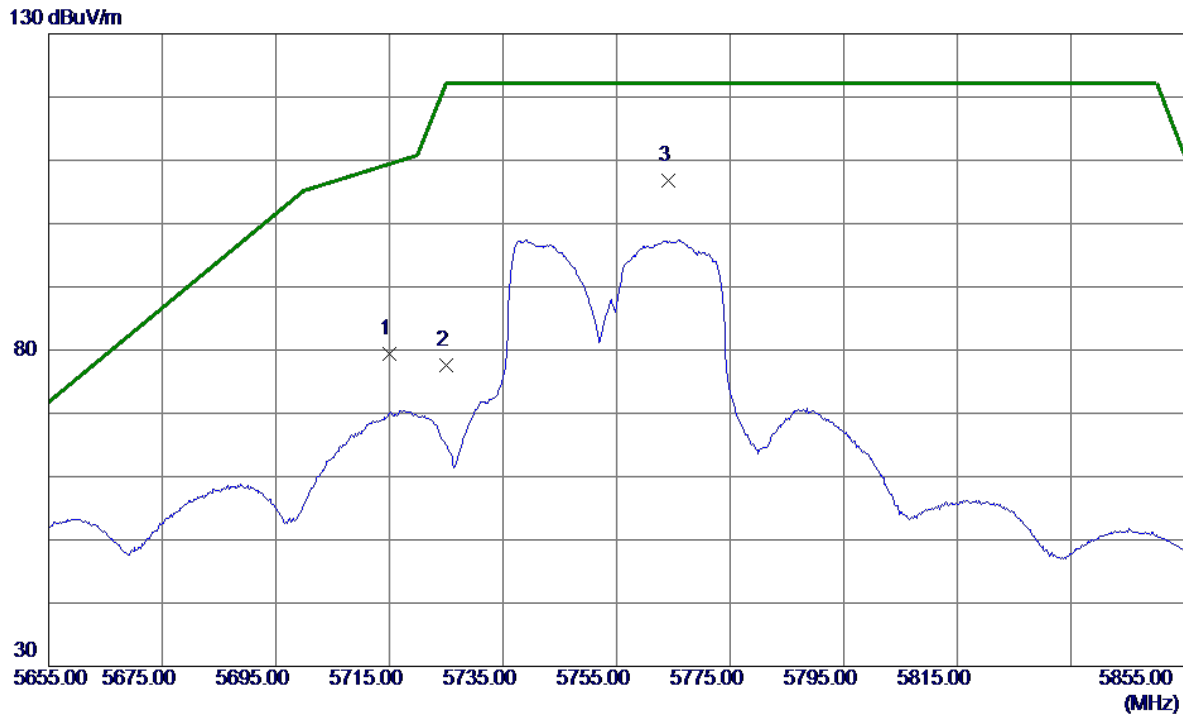


No.	Freq. MHz	Reading Level dBuV/m	Correct Factor dB	Measure ment dBuV/m	Limit dBuV/m	Margin dB	Detector	Comment
1	11651.5100	39.74	13.25	52.99	74.00	-21.01	Peak	
2 *	11652.2450	26.75	13.25	40.00	54.00	-14.00	AVG	

REMARKS:

- (1) Measurement Value = Reading Level + Correct Factor.
- (2) Margin Level = Measurement Value - Limit Value.

Test Mode	UNII-3_TX AC(VHT40) Mode 5755 MHz	Polarization	Vertical
-----------	-----------------------------------	--------------	----------

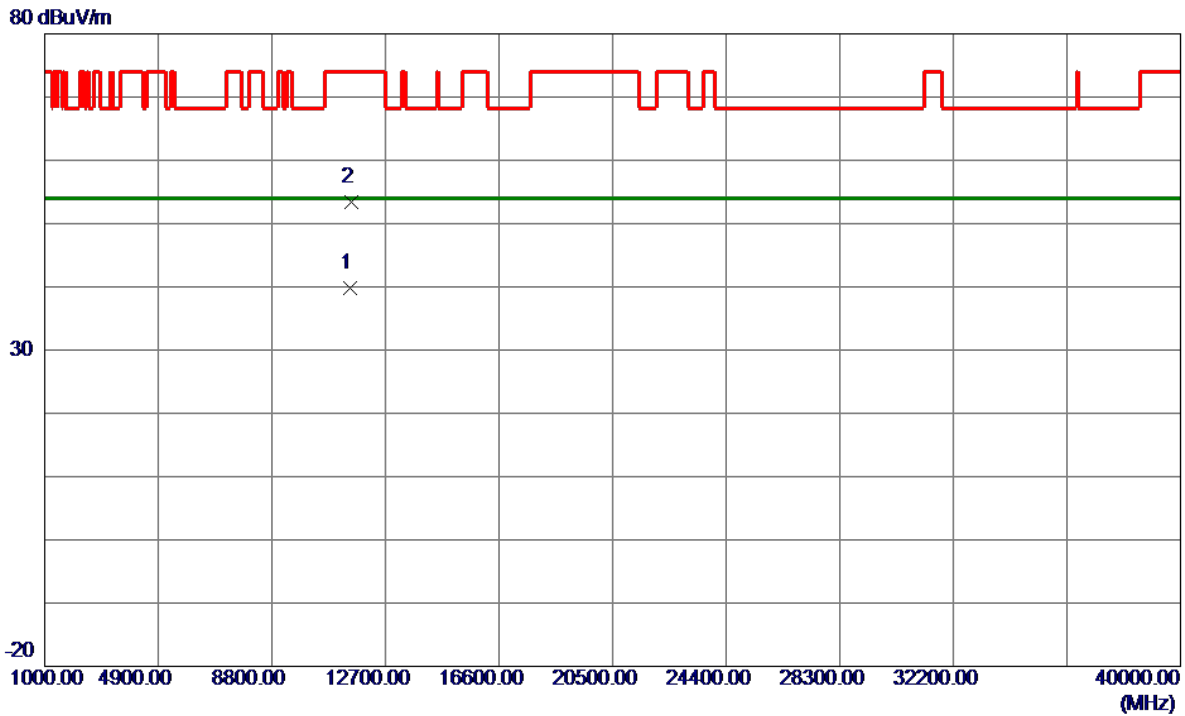


No.	Freq. MHz	Reading Level dBuV/m	Correct Factor dB	Measure ment dBuV/m	Limit dBuV/m	Margin dB	Detector	Comment
1	5715.0000	63.00	16.49	79.49	109.40	-29.91	Peak	
2	5725.0000	61.02	16.51	77.53	122.20	-44.67	Peak	
3 *	5764.2000	90.15	16.59	106.74	122.20	-15.46	Peak	No Limit

**REMARKS:**

- (1) Measurement Value = Reading Level + Correct Factor.
- (2) Margin Level = Measurement Value - Limit Value.

Test Mode	UNII-3_TX AC(VHT40) Mode 5755 MHz	Polarization	Vertical
-----------	-----------------------------------	--------------	----------

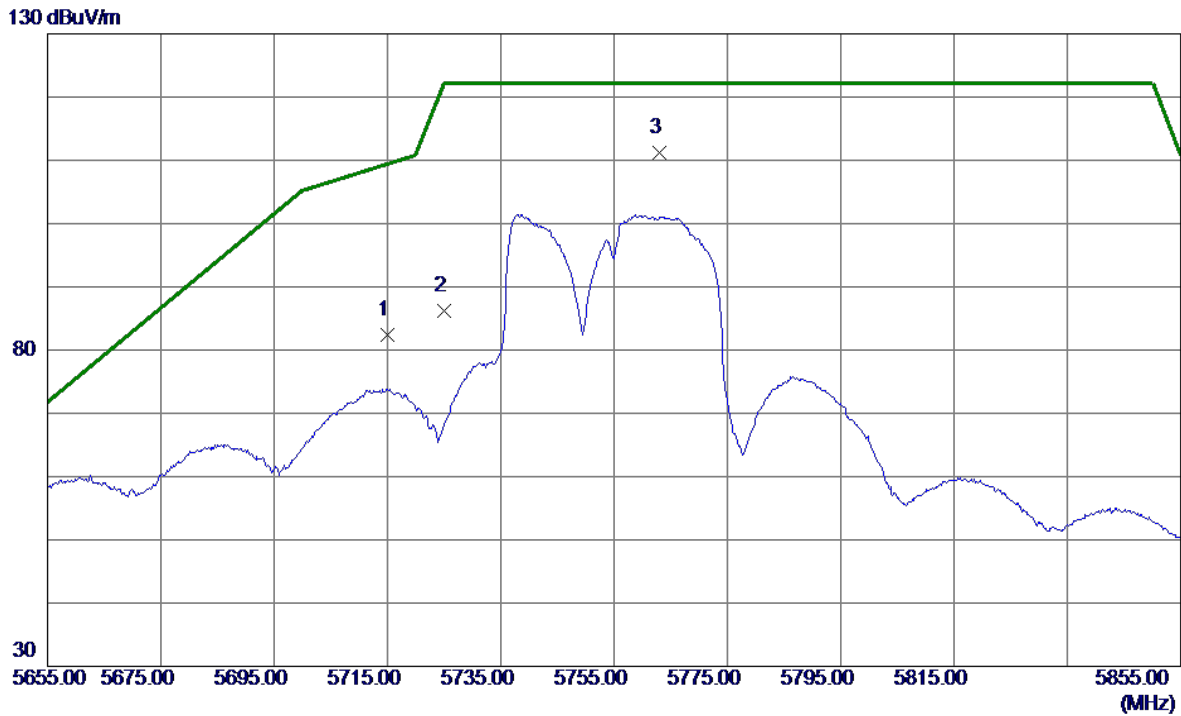


No.	Freq. MHz	Reading Level dBuV/m	Correct Factor dB	Measure ment dBuV/m	Limit dBuV/m	Margin dB	Detector	Comment
1 *	11507.5050	26.56	13.16	39.72	54.00	-14.28	AVG	
2	11512.3050	40.21	13.16	53.37	74.00	-20.63	Peak	

REMARKS:

- (1) Measurement Value = Reading Level + Correct Factor.
- (2) Margin Level = Measurement Value - Limit Value.

Test Mode	UNII-3_TX AC(VHT40) Mode 5755 MHz	Polarization	Horizontal
-----------	-----------------------------------	--------------	------------



No.	Freq. MHz	Reading Level dBuV/m	Correct Factor dB	Measure ment dBuV/m	Limit dBuV/m	Margin dB	Detector	Comment
1	5715.0000	65.94	16.49	82.43	109.40	-26.97	Peak	
2	5725.0000	69.60	16.51	86.11	122.20	-36.09	Peak	
3 *	5763.0000	94.62	16.59	111.21	122.20	-10.99	Peak	No Limit

**REMARKS:**

- (1) Measurement Value = Reading Level + Correct Factor.
- (2) Margin Level = Measurement Value - Limit Value.



Test Mode	UNII-3_TX AC(VHT40) Mode 5755 MHz	Polarization	Horizontal
-----------	-----------------------------------	--------------	------------

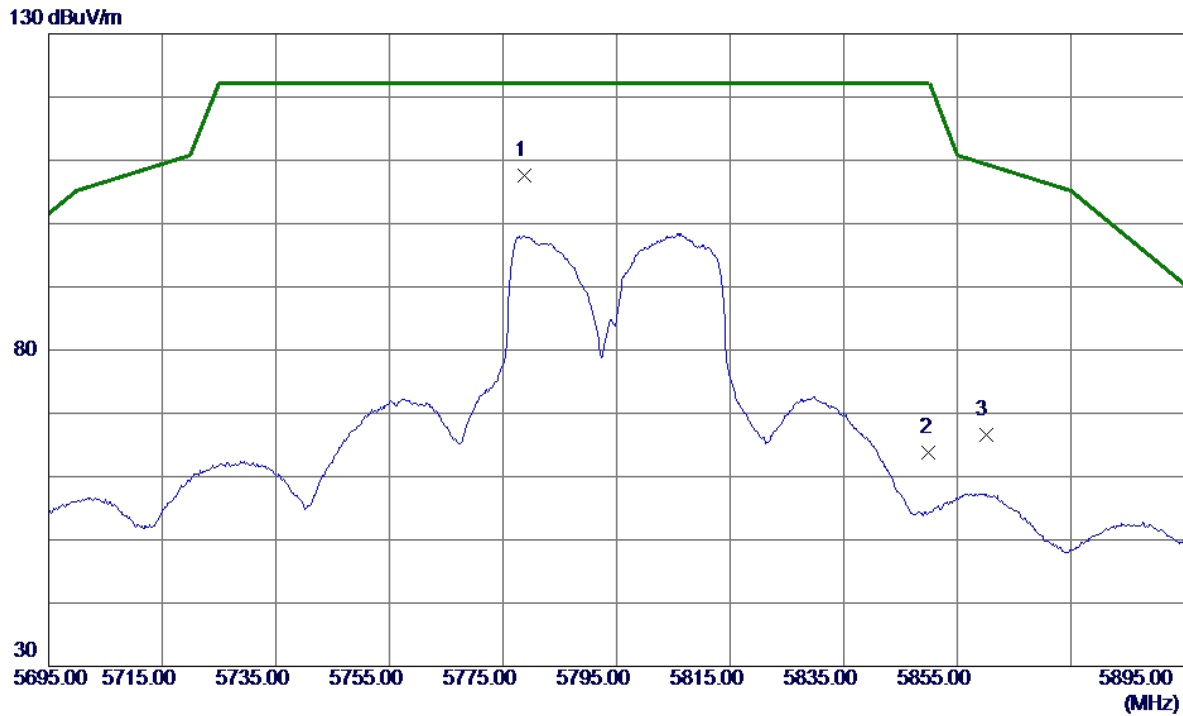


No.	Freq. MHz	Reading Level dBuV/m	Correct Factor dB	Measure ment dBuV/m	Limit dBuV/m	Margin dB	Detector	Comment
1 *	11512.3400	26.60	13.16	39.76	54.00	-14.24	AVG	
2	11512.3650	39.78	13.16	52.94	74.00	-21.06	Peak	

**REMARKS:**

- (1) Measurement Value = Reading Level + Correct Factor.
- (2) Margin Level = Measurement Value - Limit Value.

Test Mode	UNII-3_TX AC(VHT40) Mode 5795 MHz	Polarization	Vertical
-----------	-----------------------------------	--------------	----------

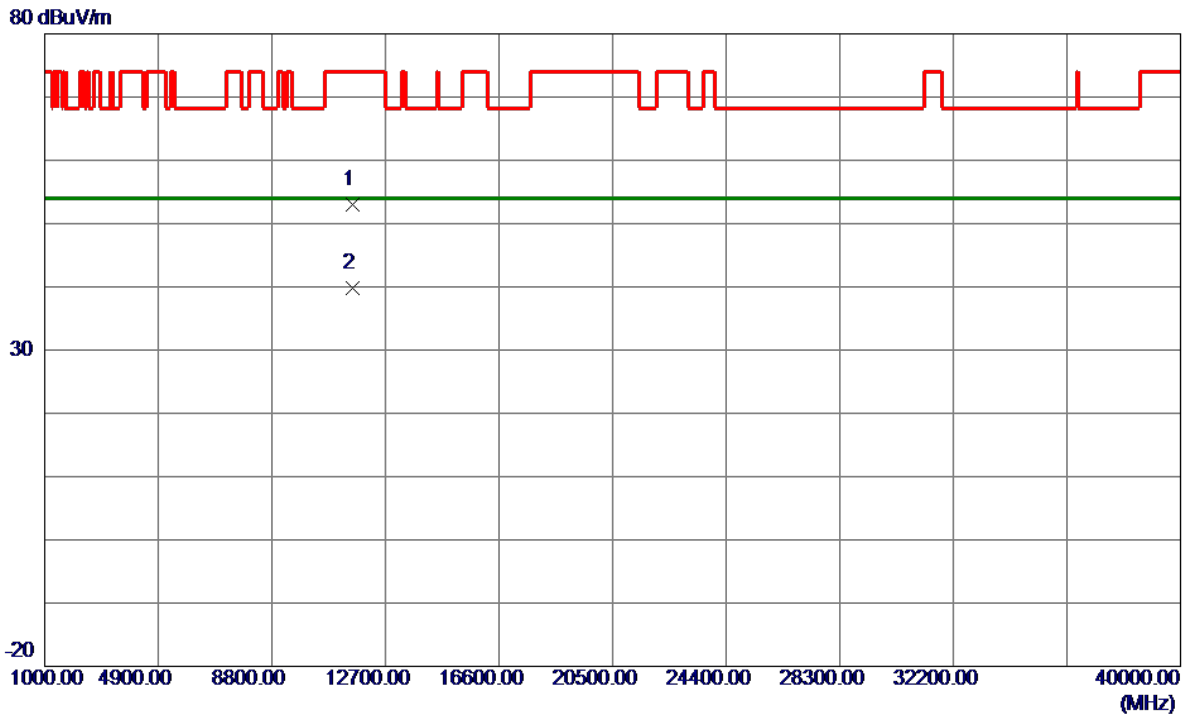


No.	Freq. MHz	Reading Level dBuV/m	Correct Factor dB	Measure ment dBuV/m	Limit dBuV/m	Margin dB	Detector	Comment
1 *	5778.8000	91.04	16.62	107.66	122.20	-14.54	Peak	No Limit
2	5850.0000	46.97	16.76	63.73	122.20	-58.47	Peak	
3	5860.0000	49.89	16.78	66.67	109.40	-42.73	Peak	

**REMARKS:**

- (1) Measurement Value = Reading Level + Correct Factor.
- (2) Margin Level = Measurement Value - Limit Value.

Test Mode	UNII-3_TX AC(VHT40) Mode 5795 MHz	Polarization	Vertical
-----------	-----------------------------------	--------------	----------

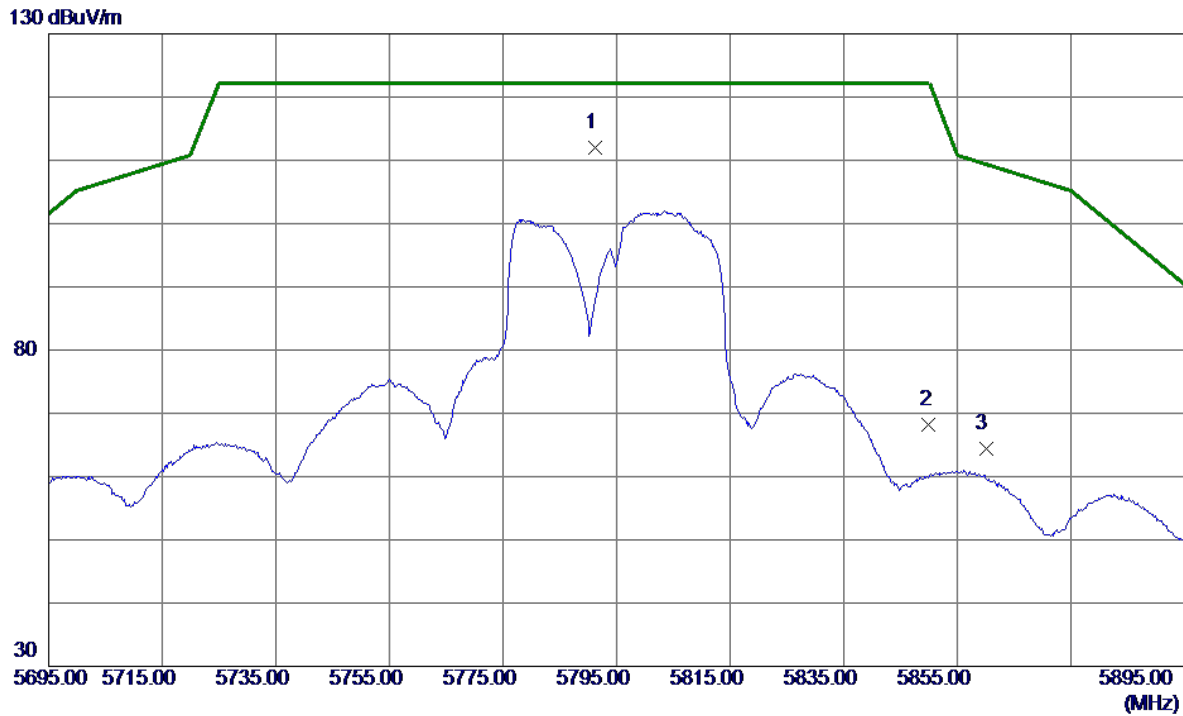


No.	Freq. MHz	Reading Level dBuV/m	Correct Factor dB	Measure ment dBuV/m	Limit dBuV/m	Margin dB	Detector	Comment
1	11590.2900	39.88	13.21	53.09	74.00	-20.91	Peak	
2 *	11591.2699	26.65	13.21	39.86	54.00	-14.14	AVG	

REMARKS:

- (1) Measurement Value = Reading Level + Correct Factor.
- (2) Margin Level = Measurement Value - Limit Value.

Test Mode	UNII-3_TX AC(VHT40) Mode 5795 MHz	Polarization	Horizontal
-----------	-----------------------------------	--------------	------------

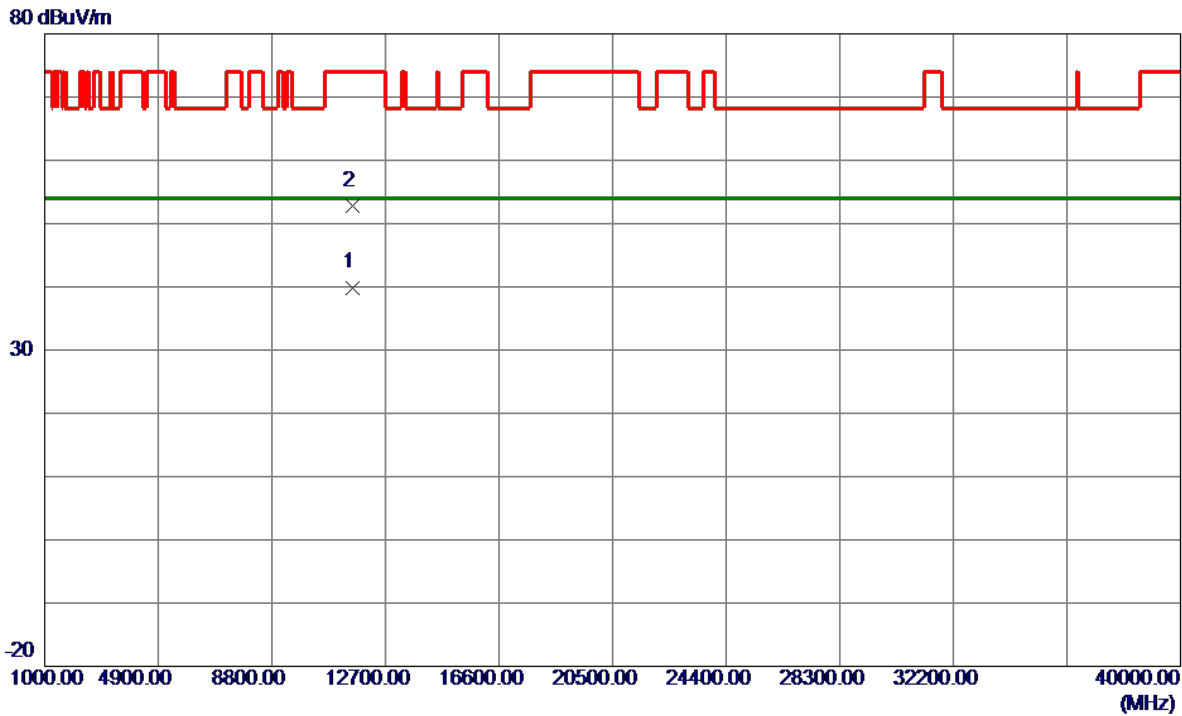


No.	Freq. MHz	Reading Level dBuV/m	Correct Factor dB	Measure ment dBuV/m	Limit dBuV/m	Margin dB	Detector	Comment
1 *	5791.2000	95.28	16.64	111.92	122.20	-10.28	Peak	No Limit
2	5850.0000	51.45	16.76	68.21	122.20	-53.99	Peak	
3	5860.0000	47.59	16.78	64.37	109.40	-45.03	Peak	

REMARKS:

- (1) Measurement Value = Reading Level + Correct Factor.
- (2) Margin Level = Measurement Value - Limit Value.

Test Mode	UNII-3_TX AC(VHT40) Mode 5795 MHz	Polarization	Horizontal
-----------	-----------------------------------	--------------	------------

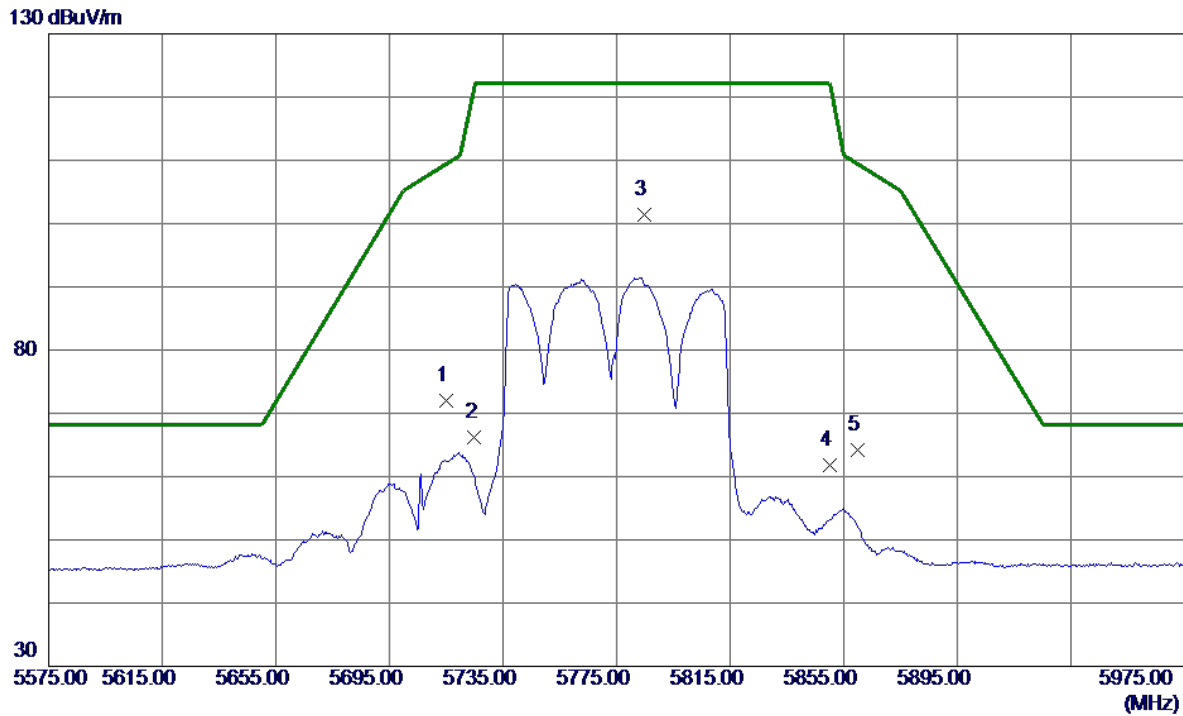


No.	Freq. MHz	Reading Level dBuV/m	Correct Factor dB	Measure ment dBuV/m	Limit dBuV/m	Margin dB	Detector	Comment
1 *	11592.1650	26.69	13.21	39.90	54.00	-14.10	AVG	
2	11592.4500	39.68	13.21	52.89	74.00	-21.11	Peak	

REMARKS:

- (1) Measurement Value = Reading Level + Correct Factor.
- (2) Margin Level = Measurement Value - Limit Value.

Test Mode	UNII-3_TX AC(VHT80) Mode 5775 MHz	Polarization	Vertical
-----------	-----------------------------------	--------------	----------

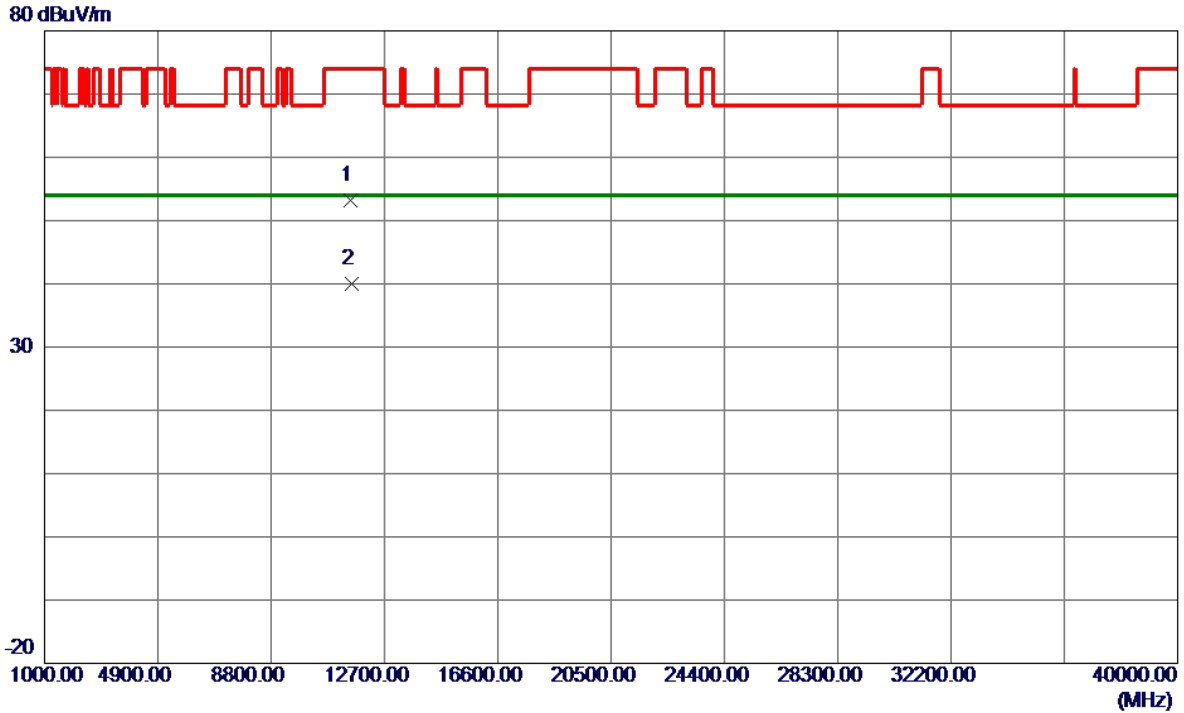


No.	Freq. MHz	Reading Level dBuV/m	Correct Factor dB	Measure ment dBuV/m	Limit dBuV/m	Margin dB	Detector	Comment
1	5715.0000	55.42	16.49	71.91	109.40	-37.49	Peak	
2	5725.0000	49.68	16.51	66.19	122.20	-56.01	Peak	
3 *	5784.6000	84.86	16.63	101.49	122.20	-20.71	Peak	No Limit
4	5850.0000	45.10	16.76	61.86	122.20	-60.34	Peak	
5	5860.0000	47.34	16.78	64.12	109.40	-45.28	Peak	

REMARKS:

- (1) Measurement Value = Reading Level + Correct Factor.
- (2) Margin Level = Measurement Value - Limit Value.

Test Mode	UNII-3_TX AC(VHT80) Mode 5775 MHz	Polarization	Vertical
-----------	-----------------------------------	--------------	----------

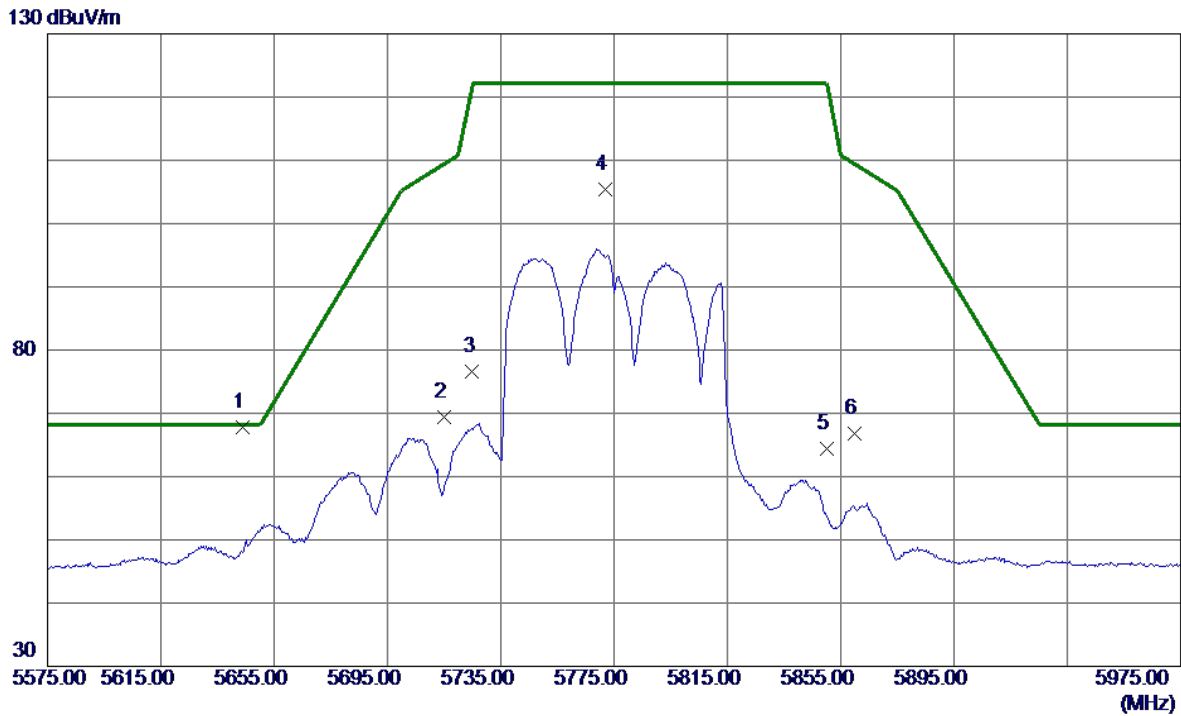


No.	Freq. MHz	Reading Level dBuV/m	Correct Factor dB	Measure ment dBuV/m	Limit dBuV/m	Margin dB	Detector	Comment
1	11550.2350	39.99	13.19	53.18	74.00	-20.82	Peak	
2 *	11552.3400	26.79	13.19	39.98	54.00	-14.02	AVG	

**REMARKS:**

- (1) Measurement Value = Reading Level + Correct Factor.
- (2) Margin Level = Measurement Value - Limit Value.

Test Mode	UNII-3_TX AC(VHT80) Mode 5775 MHz	Polarization	Horizontal
-----------	-----------------------------------	--------------	------------



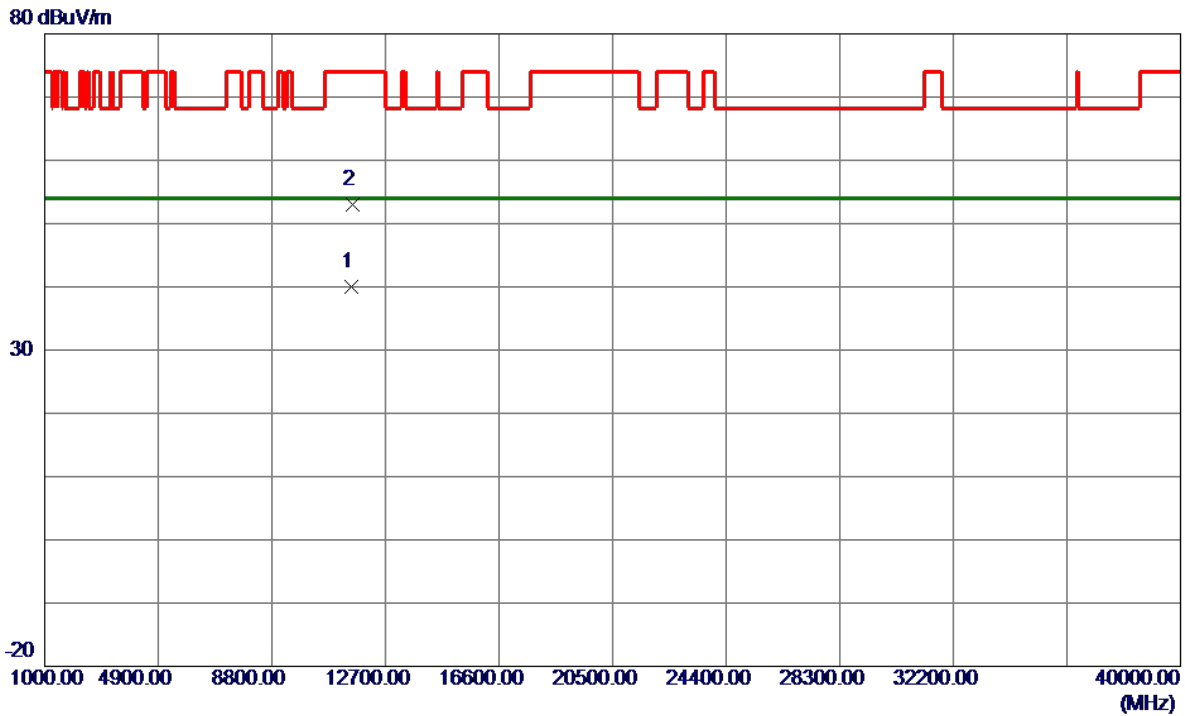
No.	Freq. MHz	Reading Level dBuV/m	Correct Factor dB	Measure ment dBuV/m	Limit dBuV/m	Margin dB	Detector	Comment
1 *	5643.8000	51.42	16.35	67.77	68.20	-0.43	Peak	
2	5715.0000	52.91	16.49	69.40	109.40	-40.00	Peak	
3	5725.0000	60.10	16.51	76.61	122.20	-45.59	Peak	
4	5771.8000	88.72	16.61	105.33	122.20	-16.87	Peak	No Limit
5	5850.0000	47.60	16.76	64.36	122.20	-57.84	Peak	
6	5860.0000	50.09	16.78	66.87	109.40	-42.53	Peak	

**REMARKS:**

- (1) Measurement Value = Reading Level + Correct Factor.
- (2) Margin Level = Measurement Value - Limit Value.



Test Mode	UNII-3_TX AC(VHT80) Mode 5775 MHz	Polarization	Horizontal
-----------	-----------------------------------	--------------	------------



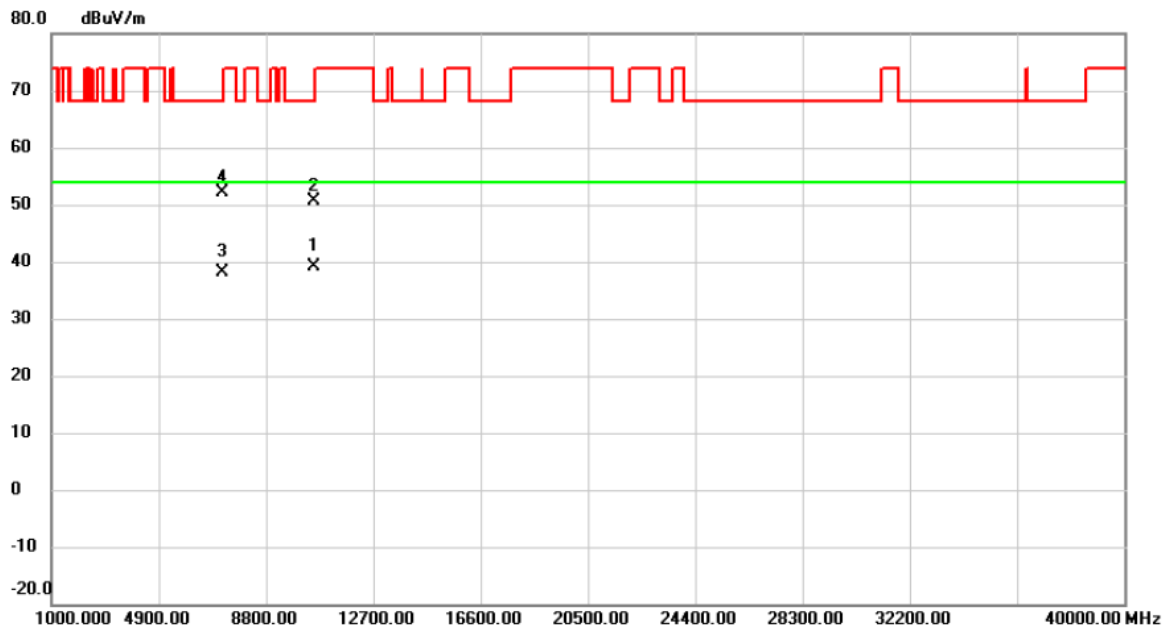
No.	Freq. MHz	Reading Level dBuV/m	Correct Factor dB	Measure ment dBuV/m	Limit dBuV/m	Margin dB	Detector	Comment
1 *	11547.5350	26.85	13.18	40.03	54.00	-13.97	AVG	
2	11552.0150	39.72	13.19	52.91	74.00	-21.09	Peak	

**REMARKS:**

- (1) Measurement Value = Reading Level + Correct Factor.
- (2) Margin Level = Measurement Value - Limit Value.

The worst case of simultaneous transmission:

Test Mode	TX WLAN BT 1Mbps Mode 2480MHz + WLAN 5G AC(VHT20) Mode 5260 MHz	Polarization	Vertical
-----------	--------------------------------------------------------------------	--------------	----------

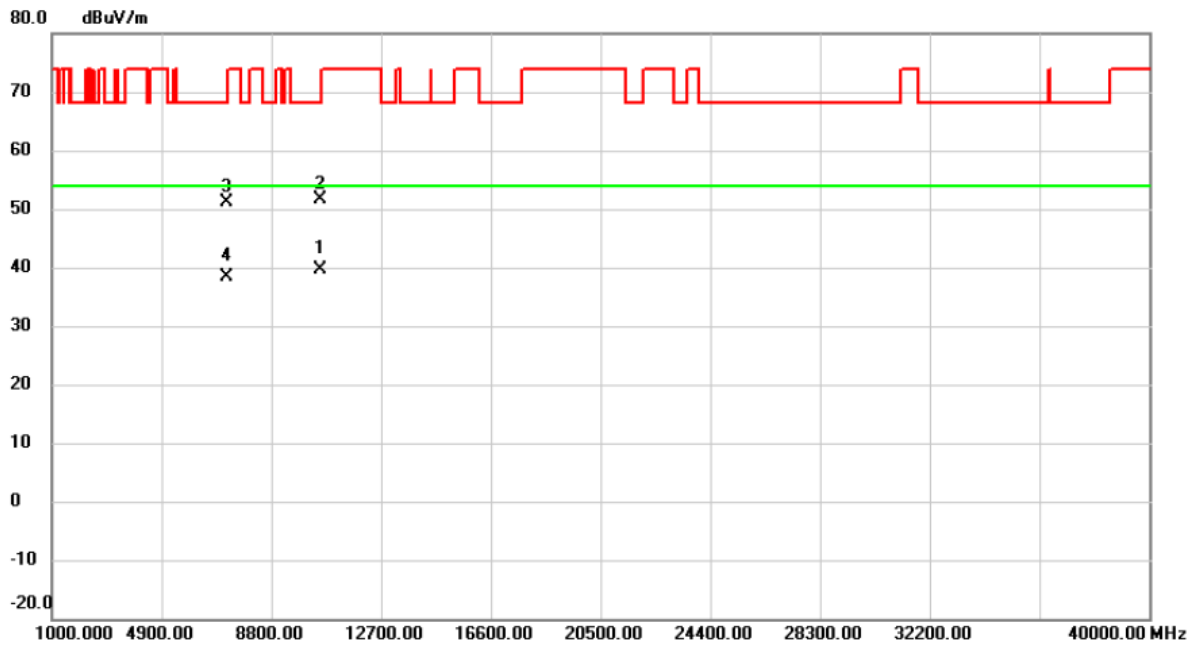


No.	Mk.	Freq. MHz	Reading Level dBuV	Correct Factor dB	Measure- ment dBuV/m	Limit dBuV/m	Over dB	Detector	Comment
1	*	10521.16	26.81	12.39	39.20	54.00	-14.80	AVG	
2		10521.42	38.36	12.39	50.75	68.20	-17.45	peak	
3		7204.378	27.90	10.14	38.04	54.00	-15.96	AVG	
4		7201.470	42.03	10.13	52.16	68.20	-16.04	peak	

REMARKS:

- (1) Measurement Value = Reading Level + Correct Factor.
- (2) Margin Level = Measurement Value - Limit Value.

Test Mode	TX WLAN BT 1Mbps Mode 2480MHz + WLAN 5G AC(VHT20) Mode 5260 MHz	Polarization	Horizontal
-----------	--------------------------------------------------------------------	--------------	------------



No. Mk.	Freq. MHz	Reading Level dBuV	Correct Factor dB	Measurement dBuV/m	Limit dBuV/m	Over dB	Detector	Comment
1 *	10519.05	27.22	12.39	39.61	54.00	-14.39	AVG	
2	10520.73	39.23	12.39	51.62	68.20	-16.58	peak	
3	7202.124	41.03	10.13	51.16	68.20	-17.04	peak	
4	7201.367	28.19	10.13	38.32	54.00	-15.68	AVG	

REMARKS:

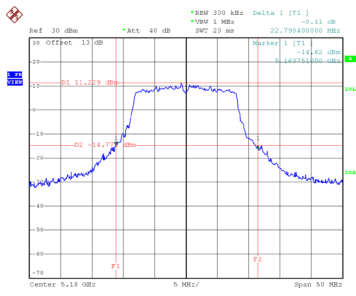
- (1) Measurement Value = Reading Level + Correct Factor.
- (2) Margin Level = Measurement Value - Limit Value.

## **APPENDIX E - BANDWIDTH**

Test Mode	UNII-1_TX A Mode
-----------	------------------

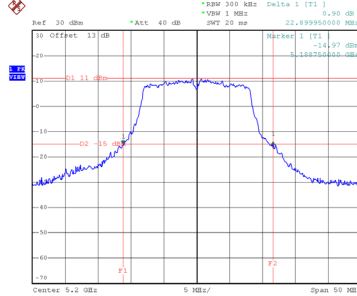
Channel	Frequency (MHz)	26 dB Bandwidth (MHz)	99 % Occupied Bandwidth (MHz)
36	5180	22.80	17.00
40	5200	22.90	17.00
48	5240	22.30	17.00

### CH36



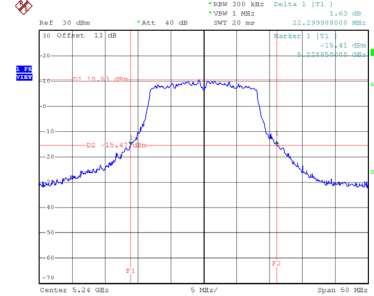
Date: 22\_MAR\_2021 09:04:27

### CH40 26 dB Bandwidth



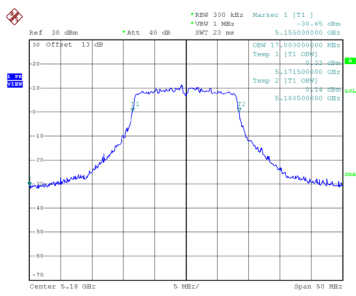
Date: 22\_MAR\_2021 09:05:27

### CH48

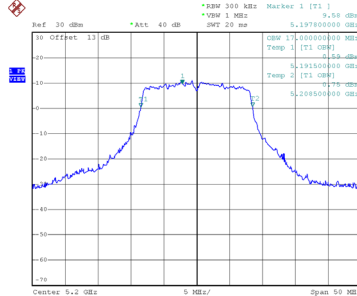


Date: 22\_MAR\_2021 09:06:41

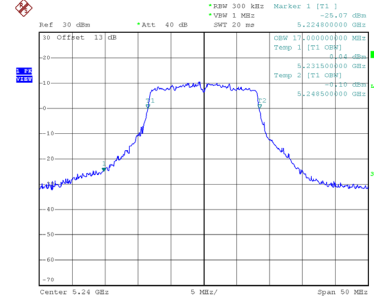
### 99 % Occupied Bandwidth



Date: 22\_MAR\_2021 09:03:43



Date: 22\_MAR\_2021 09:04:41

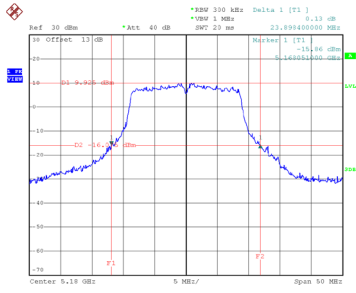


Date: 22\_MAR\_2021 09:05:54

Test Mode	UNII-1_TX N(HT20) Mode
-----------	------------------------

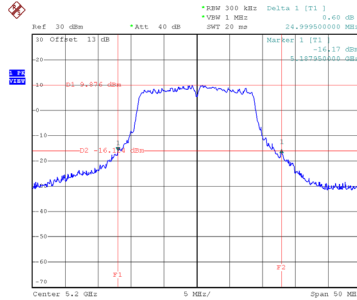
Channel	Frequency (MHz)	26 dB Bandwidth (MHz)	99 % Occupied Bandwidth (MHz)
36	5180	23.90	18.00
40	5200	25.00	18.00
48	5240	25.55	18.00

### CH36



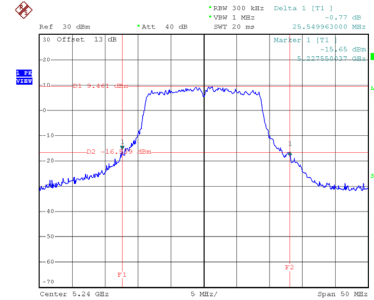
Date: 22\_MAR\_2021 09:23:13

### CH40 26 dB Bandwidth



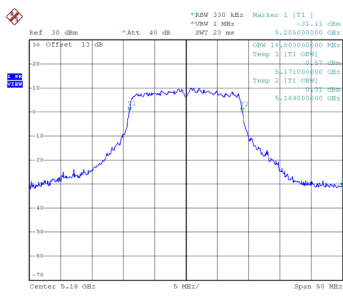
Date: 22\_MAR\_2021 09:24:07

### CH48

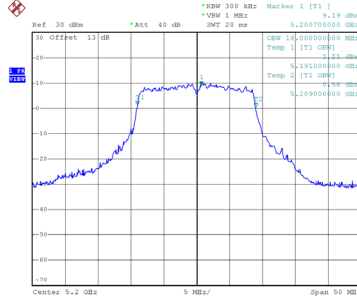


Date: 22\_MAR\_2021 09:25:02

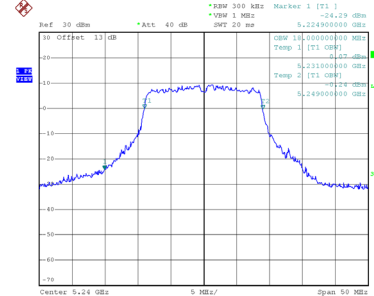
### 99 % Occupied Bandwidth



Date: 22\_MAR\_2021 09:23:16



Date: 22\_MAR\_2021 09:23:28

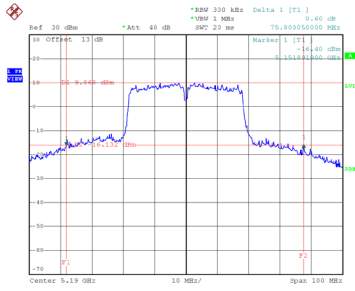


Date: 22\_MAR\_2021 09:24:24

Test Mode	UNII-1_TX N(HT40) Mode
-----------	------------------------

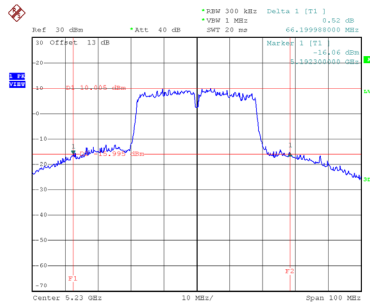
Channel	Frequency (MHz)	26 dB Bandwidth (MHz)	99 % Occupied Bandwidth (MHz)
38	5190	75.81	37.40
46	5230	66.20	37.20

### CH38

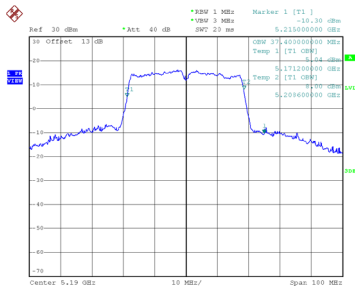


Date: 22.MAR.2021 09:16:19

### CH46 26 dB Bandwidth

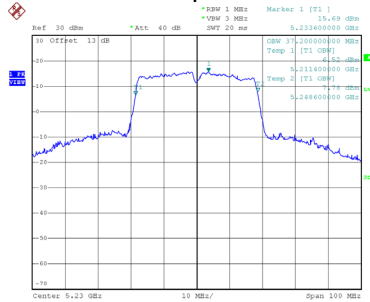


Date: 22.MAR.2021 09:18:02



Date: 22.MAR.2021 09:16:16

### 99 % Occupied Bandwidth

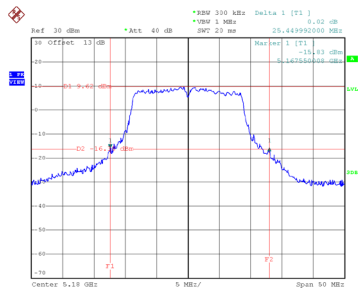


Date: 22.MAR.2021 09:16:18

Test Mode	UNII-1_TX AC(VHT20) Mode
-----------	--------------------------

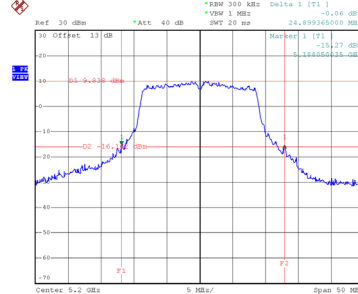
Channel	Frequency (MHz)	26 dB Bandwidth (MHz)	99 % Occupied Bandwidth (MHz)
36	5180	25.45	18.00
40	5200	24.90	18.00
48	5240	24.95	18.00

### CH36



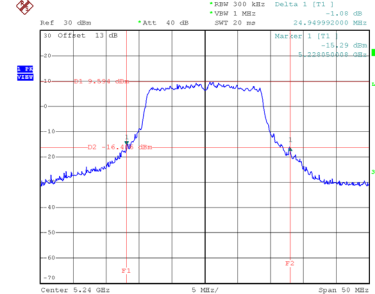
Date: 22\_MAR\_2021 09:47:36

### CH40 26 dB Bandwidth



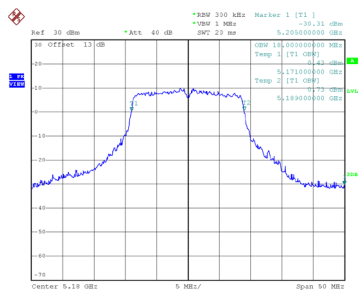
Date: 22\_MAR\_2021 09:48:34

### CH48

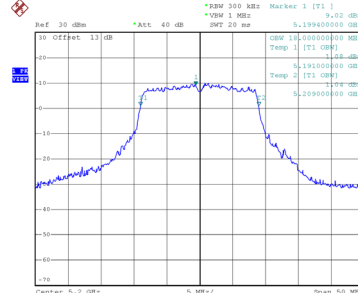


Date: 22\_MAR\_2021 09:51:42

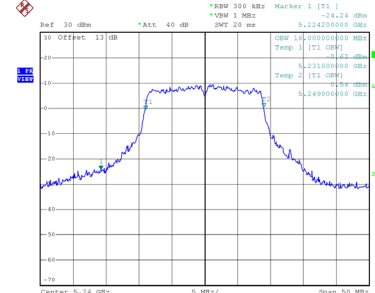
### 99 % Occupied Bandwidth



Date: 22\_MAR\_2021 09:46:57



Date: 22\_MAR\_2021 09:47:54



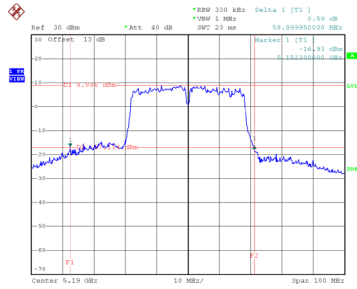
Date: 22\_MAR\_2021 09:51:03



Test Mode	UNII-1_TX AC(VHT40) Mode
-----------	--------------------------

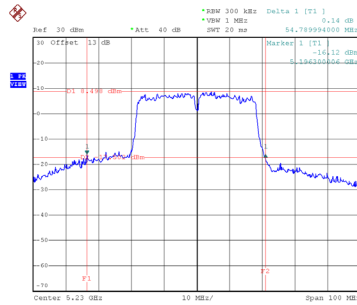
Channel	Frequency (MHz)	26 dB Bandwidth (MHz)	99 % Occupied Bandwidth (MHz)
38	5190	59.00	37.00
46	5230	54.79	37.00

### CH38

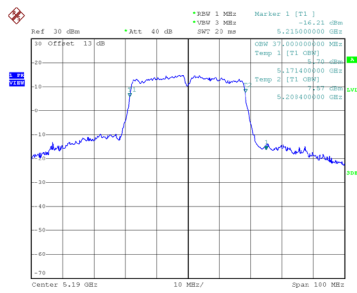


Date: 22.MAR.2021 10:04:09

### CH46 26 dB Bandwidth

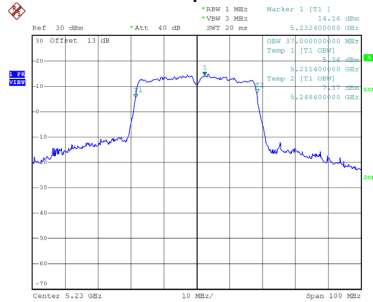


Date: 22.MAR.2021 10:05:13



Date: 22.MAR.2021 10:03:35

### 99 % Occupied Bandwidth

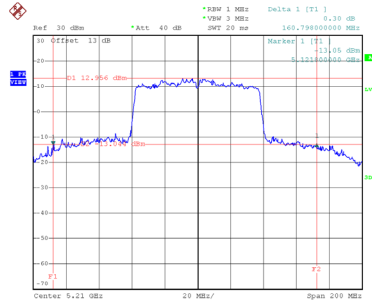


Date: 22.MAR.2021 10:04:26

Test Mode	UNII-1_TX AC(VHT80) Mode
-----------	--------------------------

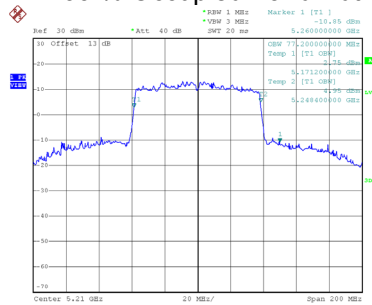
Channel	Frequency (MHz)	26 dB Bandwidth (MHz)	99 % Occupied Bandwidth (MHz)
42	5210	160.80	77.20

### CH42 26 dB Bandwidth



Date: 22\_MAR\_2021 10:15:11

### 99 % Occupied Bandwidth

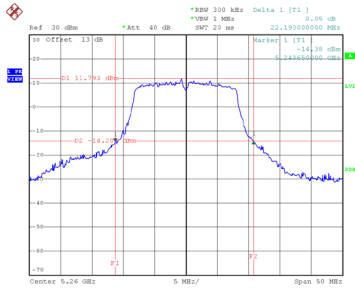


Date: 22\_MAR\_2021 10:13:06

Test Mode	UNII-2A_TX A Mode
-----------	-------------------

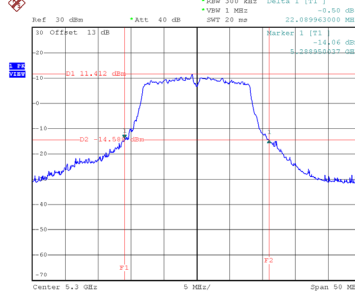
Channel	Frequency (MHz)	26 dB Bandwidth (MHz)	99 % Occupied Bandwidth (MHz)
52	5260	22.19	17.00
60	5300	22.09	17.00
64	5320	23.15	17.00

### CH52



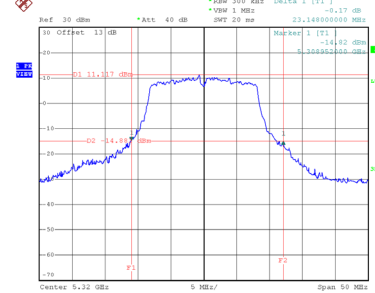
Date: 22\_MAR\_2021 09:07:41

### CH60 26 dB Bandwidth



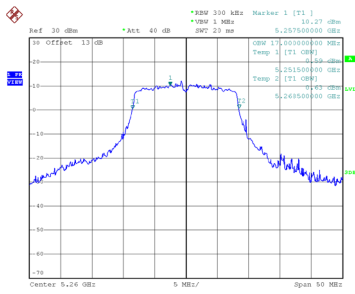
Date: 22\_MAR\_2021 09:08:50

### CH64

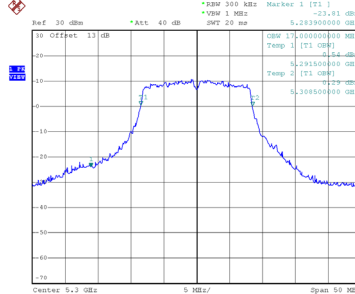


Date: 22\_MAR\_2021 09:10:05

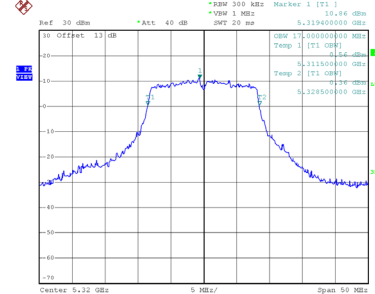
### 99 % Occupied Bandwidth



Date: 22\_MAR\_2021 09:07:00



Date: 22\_MAR\_2021 09:08:00

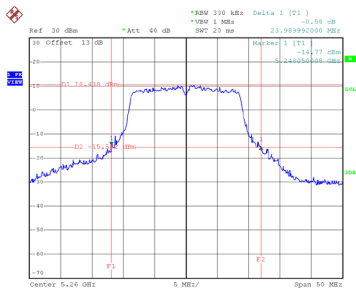


Date: 22\_MAR\_2021 09:09:24

Test Mode	UNII-2A_TX N(HT20) Mode
-----------	-------------------------

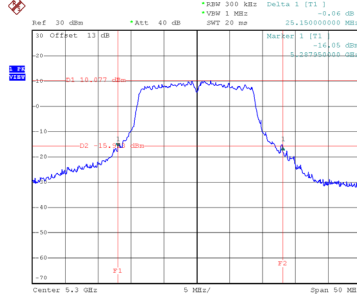
Channel	Frequency (MHz)	26 dB Bandwidth (MHz)	99 % Occupied Bandwidth (MHz)
52	5260	23.99	18.00
60	5300	25.15	18.00
64	5320	24.95	18.00

### CH52



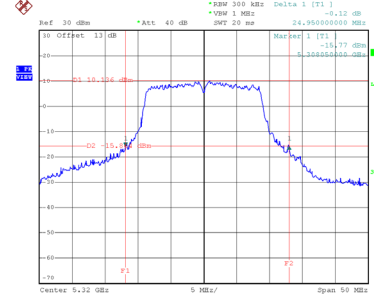
Date: 22\_MAR\_2021 09:26:14

### CH60 26 dB Bandwidth



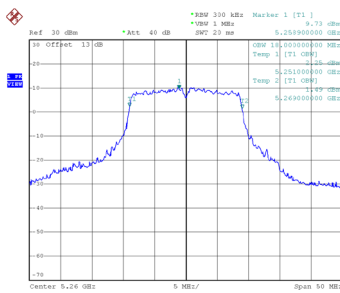
Date: 22\_MAR\_2021 09:27:12

### CH64

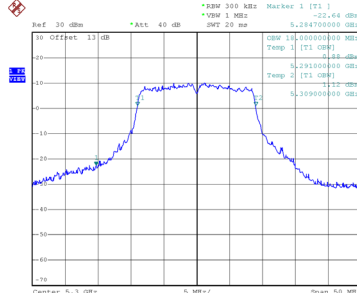


Date: 22\_MAR\_2021 09:28:05

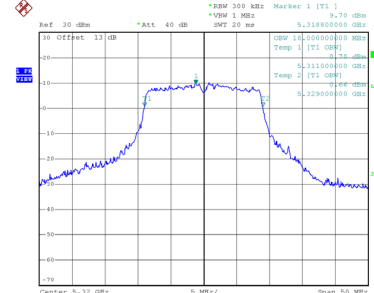
### 99 % Occupied Bandwidth



Date: 22\_MAR\_2021 09:29:19



Date: 22\_MAR\_2021 09:26:32

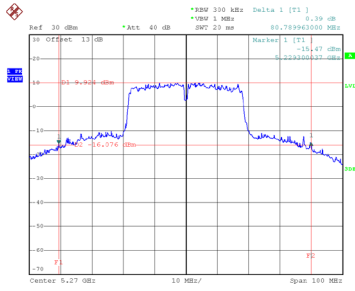


Date: 22\_MAR\_2021 09:27:26

Test Mode	UNII-2A_TX N(HT40) Mode
-----------	-------------------------

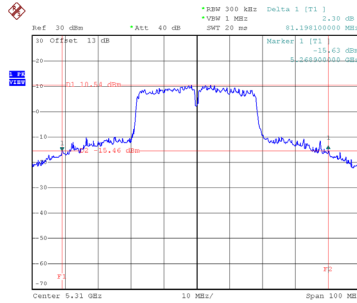
Channel	Frequency (MHz)	26 dB Bandwidth (MHz)	99 % Occupied Bandwidth (MHz)
54	5270	80.79	38.00
62	5310	81.20	38.80

### CH54

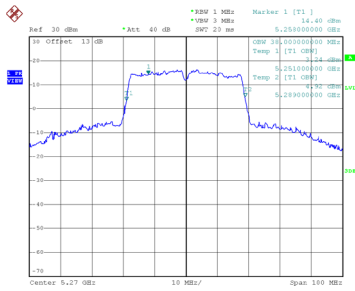


Date: 22.MAR.2021 09:30:41

### CH62 26 dB Bandwidth

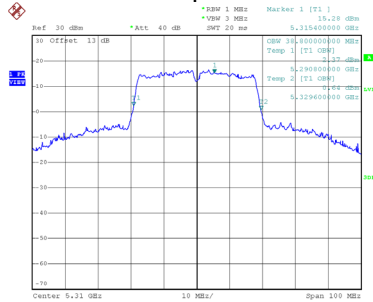


Date: 22.MAR.2021 09:39:38



Date: 22.MAR.2021 09:30:10

### 99 % Occupied Bandwidth

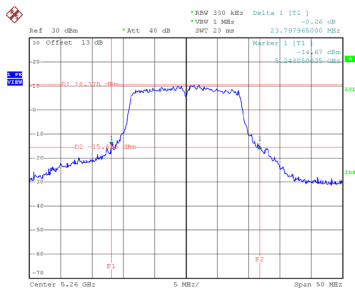


Date: 22.MAR.2021 09:38:58

Test Mode	UNII-2A_TX AC(VHT20) Mode
-----------	---------------------------

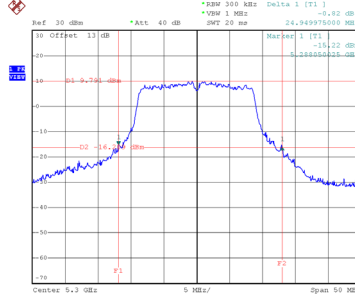
Channel	Frequency (MHz)	26 dB Bandwidth (MHz)	99 % Occupied Bandwidth (MHz)
52	5260	23.80	18.00
60	5300	24.95	18.00
64	5320	23.70	18.00

### CH52



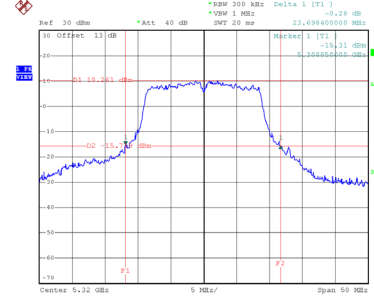
Date: 22\_MAR\_2021 09:52:42

### CH60 26 dB Bandwidth



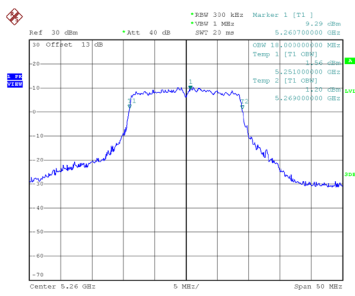
Date: 22\_MAR\_2021 09:53:45

### CH64

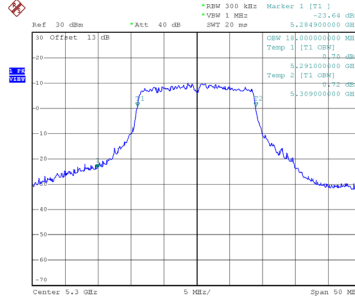


Date: 22\_MAR\_2021 09:54:46

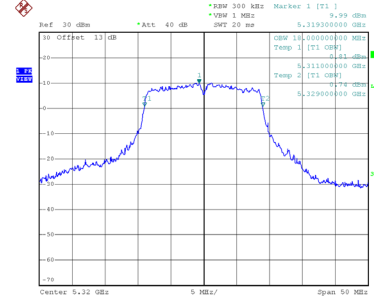
### 99 % Occupied Bandwidth



Date: 22\_MAR\_2021 09:53:157



Date: 22\_MAR\_2021 09:53:02

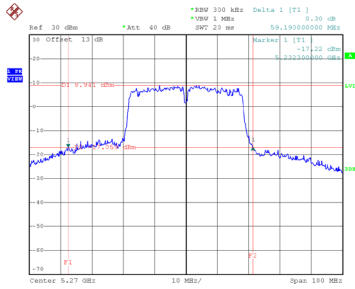


Date: 22\_MAR\_2021 09:54:03

Test Mode	UNII-2A_TX AC(VHT40) Mode
-----------	---------------------------

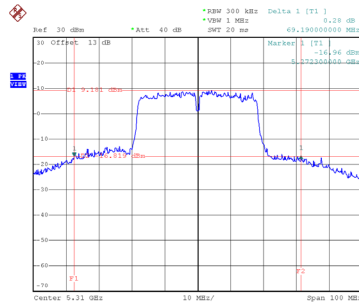
Channel	Frequency (MHz)	26 dB Bandwidth (MHz)	99 % Occupied Bandwidth (MHz)
54	5270	59.19	37.00
62	5310	69.19	37.40

### CH54



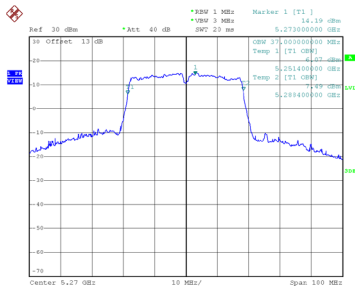
Date: 22.MAR.2021 10:06:07

### CH62 26 dB Bandwidth

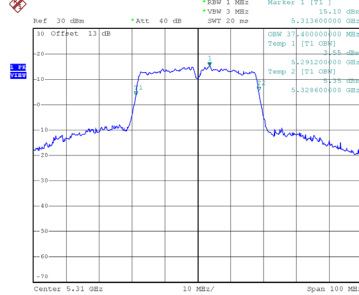


Date: 22.MAR.2021 10:07:29

### 99 % Occupied Bandwidth



Date: 22.MAR.2021 10:00:30

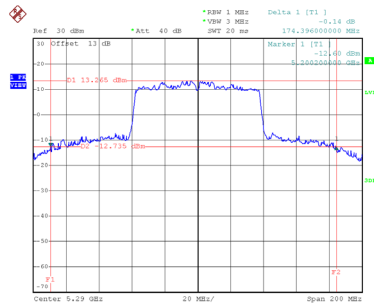


Date: 22.MAR.2021 10:06:25

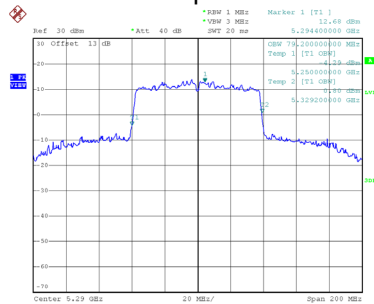
Test Mode	UNII-2A_TX AC(VHT80) Mode
-----------	---------------------------

Channel	Frequency (MHz)	26 dB Bandwidth (MHz)	99 % Occupied Bandwidth (MHz)
58	5290	174.40	79.20

### CH58 26 dB Bandwidth



### 99 % Occupied Bandwidth

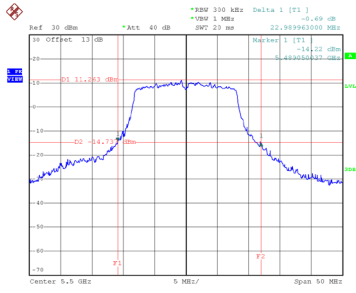




Test Mode	UNII-2C_TX A Mode
-----------	-------------------

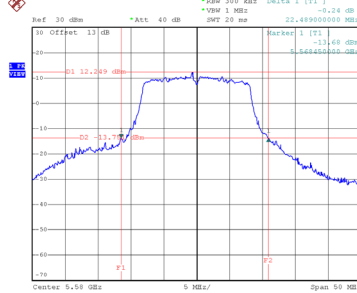
Channel	Frequency (MHz)	26 dB Bandwidth (MHz)	99 % Occupied Bandwidth (MHz)
100	5500	22.99	16.90
116	5580	22.49	16.90
140	5700	22.79	16.90

### CH100



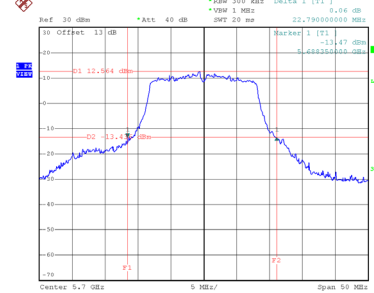
Date: 22\_MAR\_2021 09:11:07

### CH116 26 dB Bandwidth



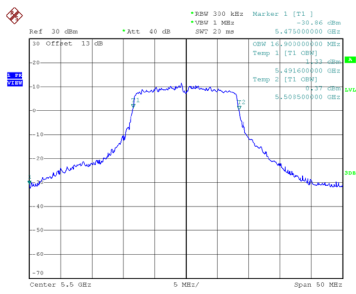
Date: 22\_MAR\_2021 09:12:09

### CH140

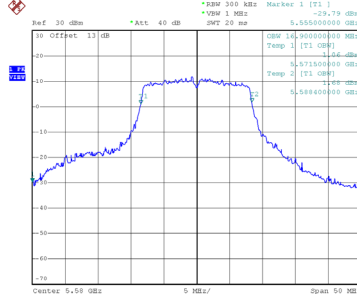


Date: 22\_MAR\_2021 09:13:13

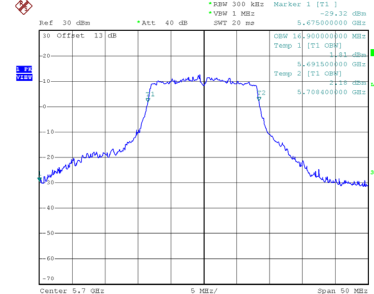
### 99 % Occupied Bandwidth



Date: 22\_MAR\_2021 09:11:24



Date: 22\_MAR\_2021 09:11:27



Date: 22\_MAR\_2021 09:12:27