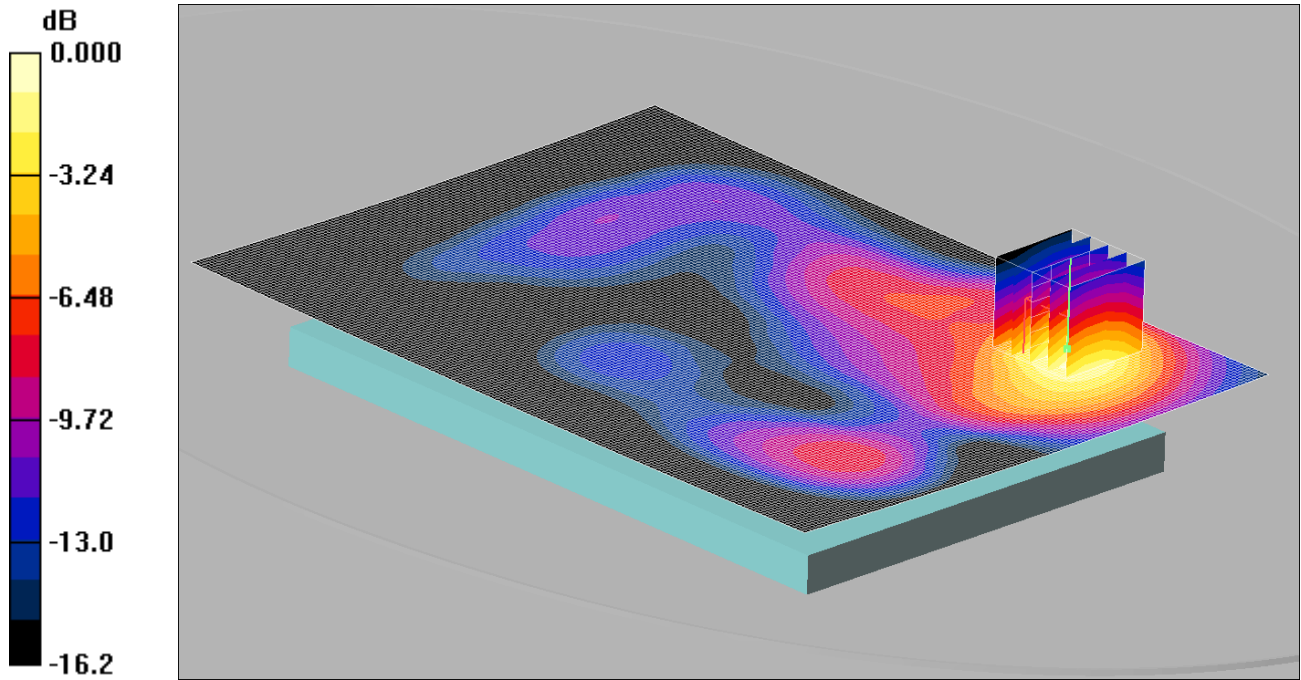


048: Back of EUT Facing Phantom CDMA BC1 1xRTT CH25 Sensor Inactive

Date: 28/04/2015

DUT: Inari 8; Type: Tablet



0 dB = 0.650mW/g

Communication System: CDMA 2000 BC1 US; Frequency: 1851.25 MHz; Duty Cycle: 1:1

Medium: 1900 MHz MSL Medium parameters used (interpolated): $f = 1851.25$ MHz; $\sigma = 1.48$ mho/m; $\epsilon_r = 52.8$; $\rho = 1000$ kg/m³

Phantom section: Flat Section

DASY4 Configuration:

- Probe: ES3DV3 - SN3304; ConvF(4.69, 4.69, 4.69);
- Sensor-Surface: 4mm (Mechanical Surface Detection)
- Electronics: DAE3 Sn432; Calibrated: 20/08/2014
- Phantom: ELI v5.0; Type: QDOVA002AA; Serial: TP:xxxx
- Measurement SW: DASY4, V4.7 Build 80; Postprocessing SW: SEMCAD, V1.8 Build 186

Back - Low/Area Scan (131x181x1): Measurement grid: dx=15mm, dy=15mm

Maximum value of SAR (interpolated) = 0.660 mW/g

Back - Low/Zoom Scan (5x5x7) (5x5x7)/Cube 0: Measurement grid: dx=8mm, dy=8mm, dz=5mm

Reference Value = 21.2 V/m; Power Drift = -0.015 dB

Peak SAR (extrapolated) = 0.964 W/kg

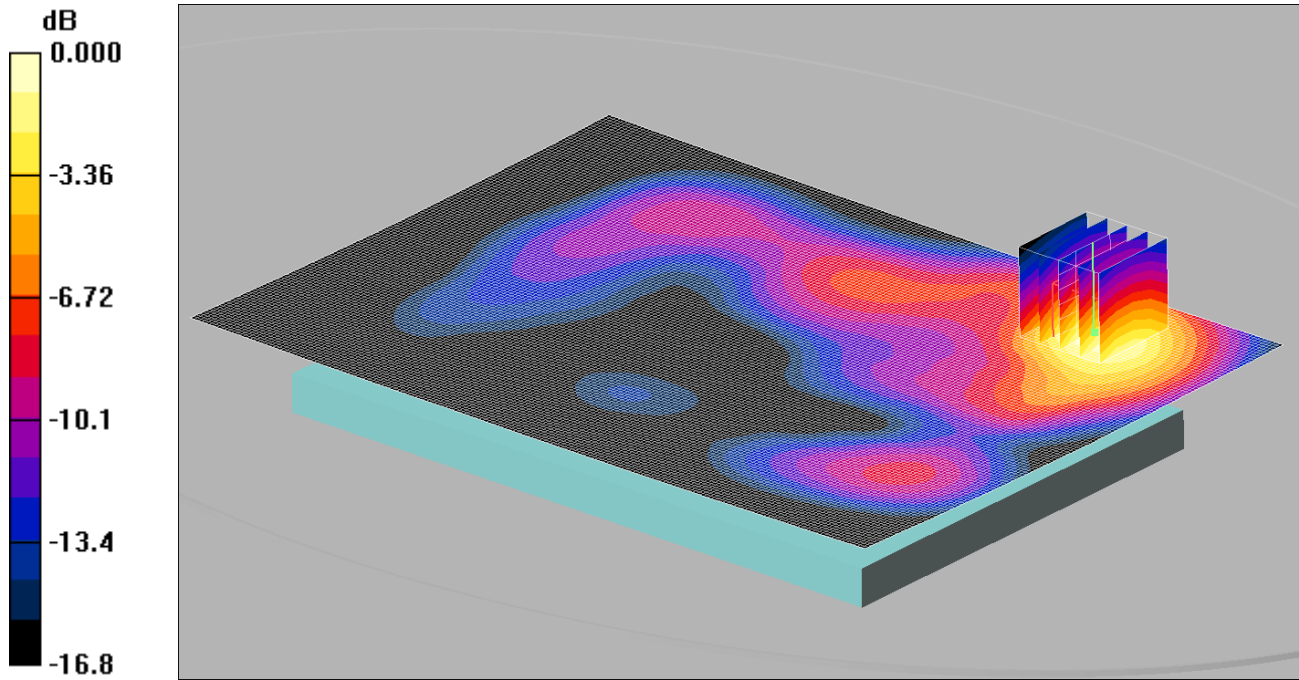
SAR(1 g) = 0.597 mW/g; SAR(10 g) = 0.356 mW/g

Maximum value of SAR (measured) = 0.650 mW/g

049: Back of EUT Facing Phantom CDMA BC1 1xRTT CH1175 Sensor Inactive

Date: 28/04/2015

DUT: Inari 8; Type: Tablet



0 dB = 0.594mW/g

Communication System: CDMA 2000 BC1 US; Frequency: 1908.75 MHz; Duty Cycle: 1:1

Medium: 1900 MHz MSL Medium parameters used (interpolated): $f = 1908.75 \text{ MHz}$; $\sigma = 1.54 \text{ mho/m}$; $\epsilon_r = 52.7$; $\rho = 1000 \text{ kg/m}^3$

Phantom section: Flat Section

DASY4 Configuration:

- Probe: ES3DV3 - SN3304; ConvF(4.69, 4.69, 4.69);
- Sensor-Surface: 4mm (Mechanical Surface Detection)
- Electronics: DAE3 Sn432; Calibrated: 20/08/2014
- Phantom: ELI v5.0; Type: QDOVA002AA; Serial: TP:xxxx
- Measurement SW: DASY4, V4.7 Build 80; Postprocessing SW: SEMCAD, V1.8 Build 186

Back - High/Area Scan (131x181x1): Measurement grid: dx=15mm, dy=15mm
 Maximum value of SAR (interpolated) = 0.590 mW/g

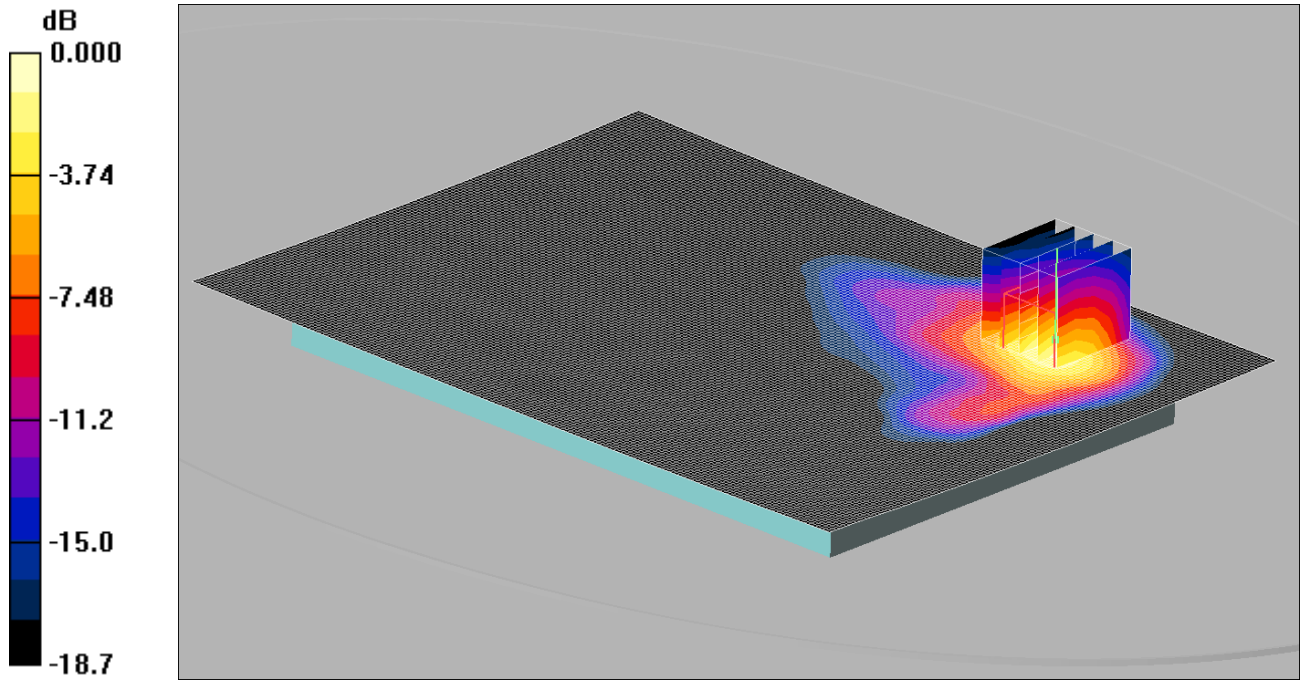
Back - High/Zoom Scan (5x5x7) (5x5x7)/Cube 0: Measurement grid: dx=8mm, dy=8mm, dz=5mm
 Reference Value = 20.2 V/m; Power Drift = -0.035 dB
 Peak SAR (extrapolated) = 0.890 W/kg

SAR(1 g) = 0.544 mW/g; SAR(10 g) = 0.321 mW/g
 Maximum value of SAR (measured) = 0.594 mW/g

050: Back of EUT Facing Phantom CDMA BC1 1xRTT CH600 Sensor Active

Date: 28/04/2015

DUT: Inari 8; Type: Tablet



0 dB = 0.600mW/g

Communication System: CDMA 2000 BC1 US; Frequency: 1880 MHz; Duty Cycle: 1:1

Medium: 1900 MHz MSL Medium parameters used (interpolated): $f = 1880$ MHz; $\sigma = 1.51$ mho/m; $\epsilon_r = 52.8$; $\rho = 1000$ kg/m³

Phantom section: Flat Section

DASY4 Configuration:

- Probe: ES3DV3 - SN3304; ConvF(4.69, 4.69, 4.69);
- Sensor-Surface: 4mm (Mechanical Surface Detection)
- Electronics: DAE3 Sn432; Calibrated: 20/08/2014
- Phantom: ELI v5.0; Type: QDOVA002AA; Serial: TP:xxxx
- Measurement SW: DASY4, V4.7 Build 80; Postprocessing SW: SEMCAD, V1.8 Build 186

Back - Middle/Area Scan (131x181x1): Measurement grid: dx=15mm, dy=15mm

Maximum value of SAR (interpolated) = 0.649 mW/g

Back - Middle/Zoom Scan (5x5x7) (5x5x7)/Cube 0: Measurement grid: dx=8mm, dy=8mm, dz=5mm

Reference Value = 19.9 V/m; Power Drift = -0.100 dB

Peak SAR (extrapolated) = 1.02 W/kg

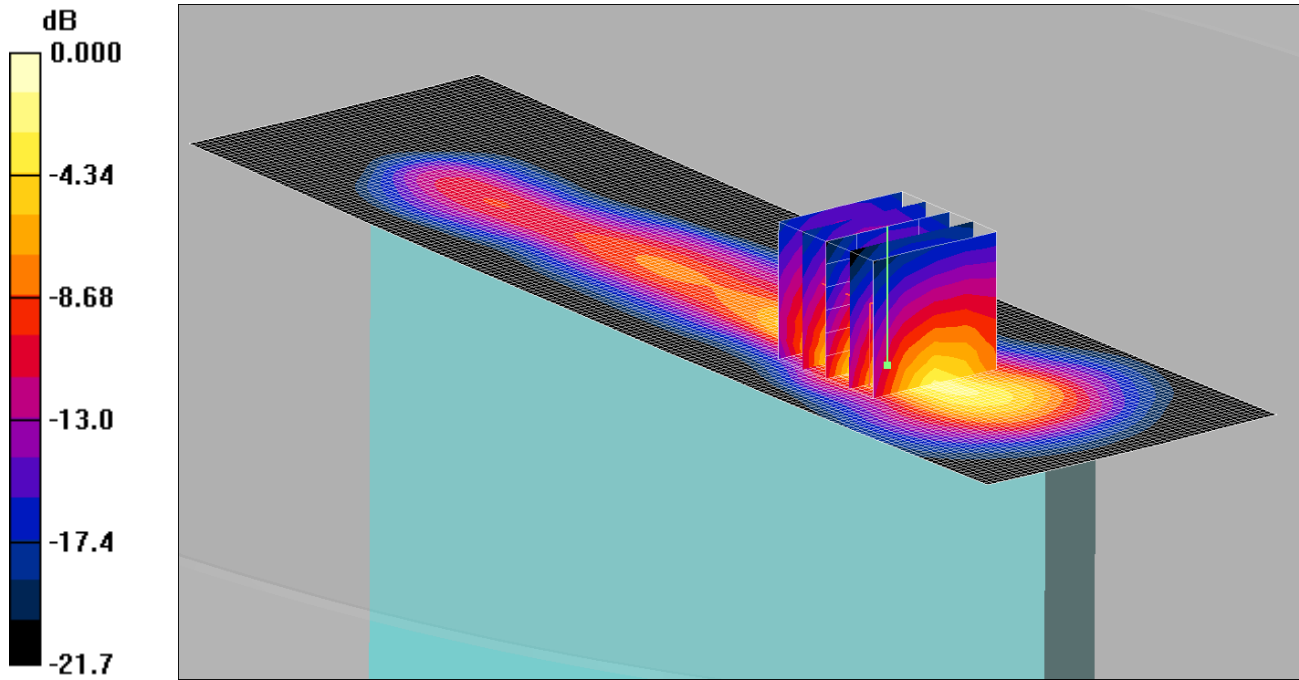
SAR(1 g) = 0.519 mW/g; SAR(10 g) = 0.269 mW/g

Maximum value of SAR (measured) = 0.600 mW/g

051: Top of EUT Facing Phantom CDMA BC1 1xRTT CH600 Sensor Active

Date: 28/04/2015

DUT: Inari 8; Type: Tablet



0 dB = 0.530mW/g

Communication System: CDMA 2000 BC1 US; Frequency: 1880 MHz; Duty Cycle: 1:1

Medium: 1900 MHz MSL Medium parameters used (interpolated): $f = 1880$ MHz; $\sigma = 1.51$ mho/m; $\epsilon_r = 52.8$; $\rho = 1000$ kg/m³

Phantom section: Flat Section

DASY4 Configuration:

- Probe: ES3DV3 - SN3304; ConvF(4.69, 4.69, 4.69);
- Sensor-Surface: 4mm (Mechanical Surface Detection)
- Electronics: DAE3 Sn432; Calibrated: 20/08/2014
- Phantom: ELI v5.0; Type: QDOVA002AA; Serial: TP:xxxx
- Measurement SW: DASY4, V4.7 Build 80; Postprocessing SW: SEMCAD, V1.8 Build 186

Top - Middle/Area Scan (51x181x1): Measurement grid: dx=15mm, dy=15mm

Maximum value of SAR (interpolated) = 0.499 mW/g

Top - Middle/Zoom Scan (5x5x7) (5x5x7)/Cube 0: Measurement grid: dx=8mm, dy=8mm, dz=5mm

Reference Value = 12.9 V/m; Power Drift = -0.017 dB

Peak SAR (extrapolated) = 1.12 W/kg

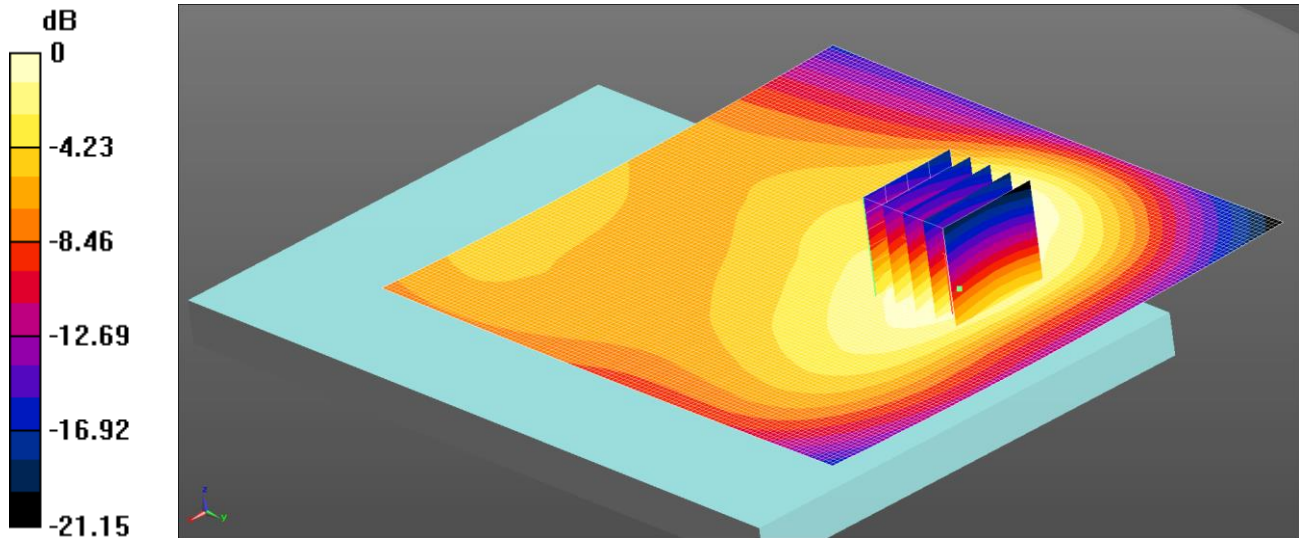
SAR(1 g) = 0.476 mW/g; SAR(10 g) = 0.198 mW/g

Maximum value of SAR (measured) = 0.530 mW/g

052: Back of EUT Facing Phantom CDMA BC10 1xRTT CH684 Sensor Inactive

Date: 24/4/2015

DUT: Inari 8; Type: Tablet



0 dB = 0.318 W/kg = -4.98 dBW/kg

Communication System: UID 0, CDMA2000 (0); Frequency: 823.1 MHz; Duty Cycle: 1:1

Medium: 900 MHz MSL Medium parameters used (interpolated): $f = 823.1$ MHz; $\sigma = 0.982$ S/m; $\epsilon_r = 53.542$; $\rho = 1000$ kg/m³

Phantom section: Flat Section

DASY4 Configuration:

- Probe: ET3DV6 - SN1586; ConvF(6.22, 6.22, 6.22); Calibrated: 22/5/2014;
- Sensor-Surface: 4mm (Mechanical Surface Detection)
- Electronics: DAE3 Sn417; Calibrated: 19/3/2015
- Phantom: ELI v5.0 (30deg probe tilt); Type: QDOVA002AA; Serial: TP:xxxx
- ; SEMCAD X Version 14.6.10 (7331)

Configuration/Back 2/Area Scan 2 (111x121x1): Interpolated grid: dx=1.500 mm, dy=1.500 mm

Maximum value of SAR (interpolated) = 0.318 W/kg

Configuration/Back 2/Zoom Scan (5x5x7) 2 (5x5x7)/Cube 0: Measurement grid: dx=8mm, dy=8mm, dz=5mm

Reference Value = 9.519 V/m; Power Drift = 0.03 dB

Peak SAR (extrapolated) = 0.353 W/kg

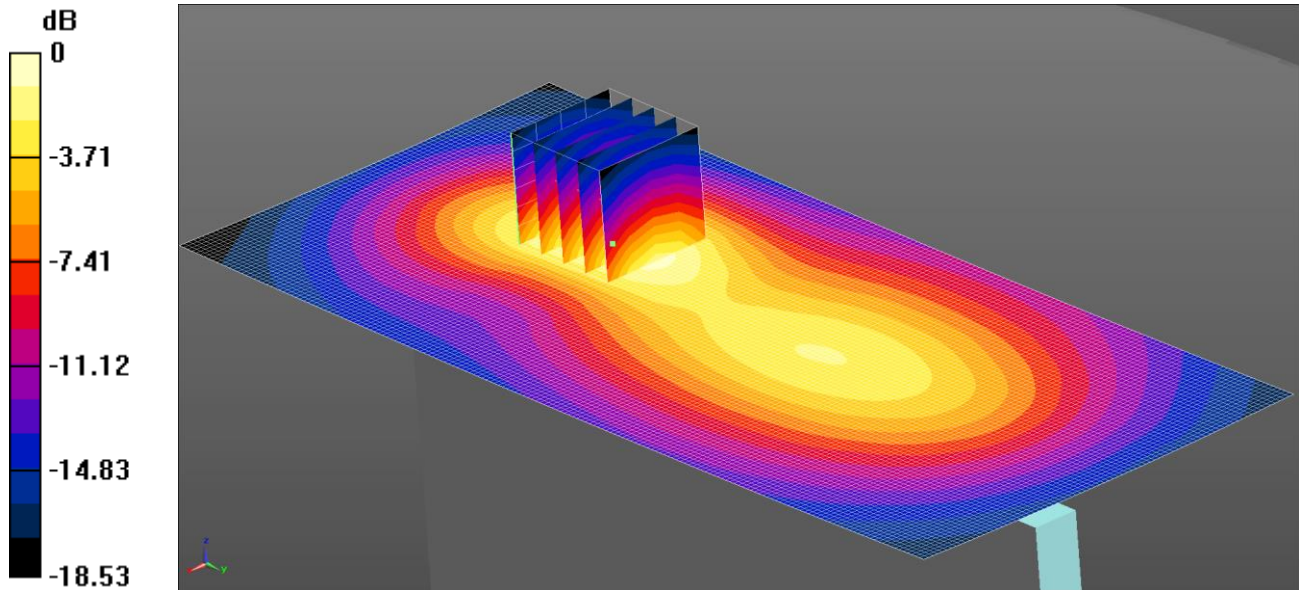
SAR(1 g) = 0.288 W/kg; SAR(10 g) = 0.208 W/kg

Maximum value of SAR (measured) = 0.304 W/kg

053: Top of EUT Facing Phantom CDMA BC10 1xRTT CH684 Sensor Inactive

Date/Time: 24/4/2015

DUT: Inari 8; Type: Tablet



0 dB = 0.255 W/kg = -5.93 dBW/kg

Communication System: UID 0, CDMA2000 (0); Frequency: 823.1 MHz; Duty Cycle: 1:1

Medium: 900 MHz MSL Medium parameters used (interpolated): $f = 823.1$ MHz; $\sigma = 0.982$ S/m; $\epsilon_r = 53.542$; $\rho = 1000$ kg/m³

Phantom section: Flat Section

DASY4 Configuration:

- Probe: ET3DV6 - SN1586; ConvF(6.22, 6.22, 6.22); Calibrated: 22/5/2014;
- Sensor-Surface: 4mm (Mechanical Surface Detection)
- Electronics: DAE3 Sn417; Calibrated: 19/3/2015
- Phantom: ELI v5.0 (30deg probe tilt); Type: QDOVA002AA; Serial: TP:xxxx
- ; SEMCAD X Version 14.6.10 (7331)

Configuration/Top/Area Scan (81x181x1): Interpolated grid: dx=1.500 mm, dy=1.500 mm

Maximum value of SAR (interpolated) = 0.255 W/kg

Configuration/Top/Zoom Scan (5x5x7) 2 (5x5x7)/Cube 0: Measurement grid: dx=8mm, dy=8mm, dz=5mm

Reference Value = 11.78 V/m; Power Drift = 0.07 dB

Peak SAR (extrapolated) = 0.301 W/kg

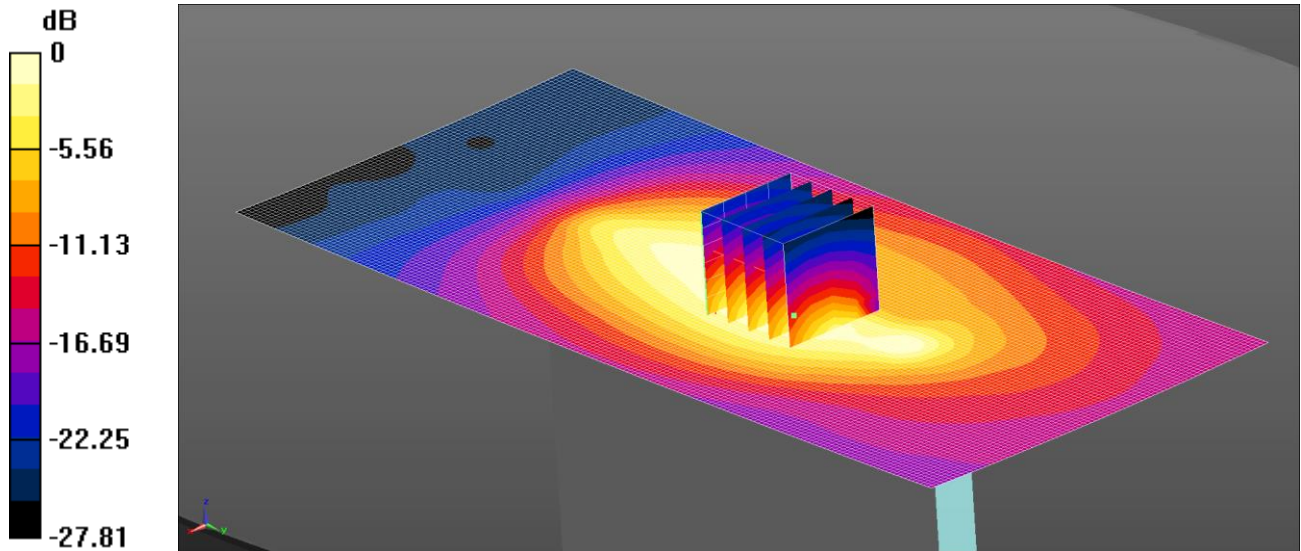
SAR(1 g) = 0.229 W/kg; SAR(10 g) = 0.152 W/kg

Maximum value of SAR (measured) = 0.250 W/kg

054: Left of EUT Facing Phantom CDMA BC10 1xRTT CH684 Sensor Inactive

Date: 24/4/2015

DUT: Inari 8; Type: Tablet



0 dB = 0.309 W/kg = -5.09 dBW/kg

Communication System: UID 0, CDMA2000 (0); Frequency: 823.1 MHz; Duty Cycle: 1:1

Medium: 900 MHz MSL Medium parameters used (interpolated): $f = 823.1$ MHz; $\sigma = 0.982$ S/m; $\epsilon_r = 53.542$; $\rho = 1000$ kg/m³

Phantom section: Flat Section

DASY4 Configuration:

- Probe: ET3DV6 - SN1586; ConvF(6.22, 6.22, 6.22); Calibrated: 22/5/2014;
- Sensor-Surface: 4mm (Mechanical Surface Detection)
- Electronics: DAE3 Sn417; Calibrated: 19/3/2015
- Phantom: ELI v5.0 (30deg probe tilt); Type: QDOVA002AA; Serial: TP:xxxx
- ; SEMCAD X Version 14.6.10 (7331)

Configuration/Left/Area Scan (81x181x1): Interpolated grid: dx=1.500 mm, dy=1.500 mm

Maximum value of SAR (interpolated) = 0.309 W/kg

Configuration/Left/Zoom Scan (5x5x7) 2 (5x5x7)/Cube 0: Measurement grid: dx=8mm, dy=8mm, dz=5mm

Reference Value = 17.62 V/m; Power Drift = -0.04 dB


Peak SAR (extrapolated) = 0.426 W/kg

SAR(1 g) = 0.272 W/kg; SAR(10 g) = 0.172 W/kg

Maximum value of SAR (measured) = 0.297 W/kg

055: Back of EUT Facing Phantom CDMA BC10 1xRTT CH684 Sensor Active
 Date 24/4/2015

DUT: Inari 8; Type: Tablet



0 dB = 0.378 W/kg = -4.22 dBW/kg

Communication System: UID 0, CDMA2000 (0); Frequency: 823.1 MHz; Duty Cycle: 1:1
 Medium: 900 MHz MSL Medium parameters used (interpolated): $f = 823.1$ MHz; $\sigma = 0.982$ S/m; $\epsilon_r = 53.542$; $\rho = 1000$ kg/m³

Phantom section: Flat Section

DASY4 Configuration:

- Probe: ET3DV6 - SN1586; ConvF(6.22, 6.22, 6.22); Calibrated: 22/5/2014;
- Sensor-Surface: 4mm (Mechanical Surface Detection)
- Electronics: DAE3 Sn417; Calibrated: 19/3/2015
- Phantom: ELI v5.0 (30deg probe tilt); Type: QDOVA002AA; Serial: TP:xxxx
- ; SEMCAD X Version 14.6.10 (7331)

Configuration/Back/Area Scan 2 (131x121x1): Interpolated grid: dx=1.500 mm, dy=1.500 mm

Maximum value of SAR (interpolated) = 0.378 W/kg

Configuration/Back/Zoom Scan (5x5x7) 2 (5x5x7)/Cube 0: Measurement grid: dx=8mm, dy=8mm, dz=5mm

Reference Value = 3.819 V/m; Power Drift = -0.03 dB

Peak SAR (extrapolated) = 0.688 W/kg

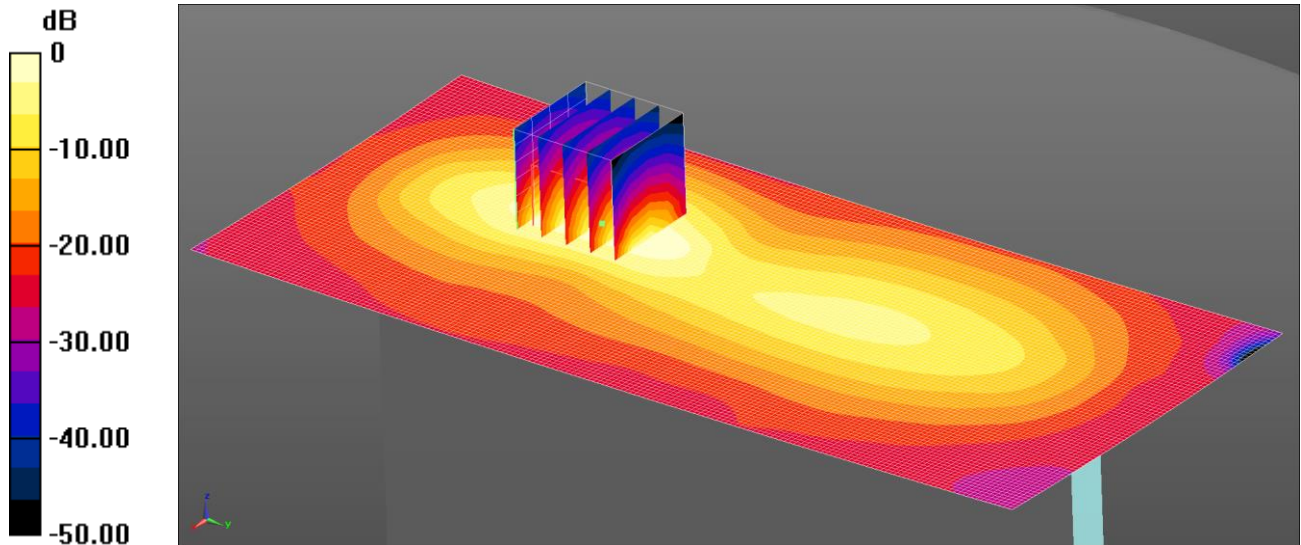
SAR(1 g) = 0.378 W/kg; SAR(10 g) = 0.200 W/kg

Maximum value of SAR (measured) = 0.450 W/kg

056: Top of EUT Facing Phantom CDMA BC10 1xRTT CH684 Sensor Active

Date: 24/4/2015

DUT: Inari 8; Type: Tablet



0 dB = 0.319 W/kg = -4.97 dBW/kg

Communication System: UID 0, CDMA2000 (0); Frequency: 823.1 MHz; Duty Cycle: 1:1

Medium: 900 MHz MSL Medium parameters used (interpolated): $f = 823.1$ MHz; $\sigma = 0.982$ S/m; $\epsilon_r = 53.542$; $\rho = 1000$ kg/m³

Phantom section: Flat Section

DASY4 Configuration:

- Probe: ET3DV6 - SN1586; ConvF(6.22, 6.22, 6.22); Calibrated: 22/5/2014;
- Sensor-Surface: 4mm (Mechanical Surface Detection)
- Electronics: DAE3 Sn417; Calibrated: 19/3/2015
- Phantom: ELI v5.0 (30deg probe tilt); Type: QDOVA002AA; Serial: TP:xxxx
- ; SEMCAD X Version 14.6.10 (7331)

Configuration/Top/Area Scan (81x181x1): Interpolated grid: dx=1.500 mm, dy=1.500 mm

Maximum value of SAR (interpolated) = 0.319 W/kg

Configuration/Top/Zoom Scan (5x5x7) 2 (5x5x7)/Cube 0: Measurement grid: dx=8mm, dy=8mm, dz=5mm

Reference Value = 8.467 V/m; Power Drift = 0.06 dB

Peak SAR (extrapolated) = 0.478 W/kg


SAR(1 g) = 0.276 W/kg; SAR(10 g) = 0.160 W/kg

Maximum value of SAR (measured) = 0.313 W/kg

057: Back of EUT Facing Phantom CDMA BC10 1xRTT CH476 Sensor Active

Date: 24/4/2015

DUT: Inari 8; Type: Tablet



0 dB = 0.362 W/kg = -4.41 dBW/kg

Communication System: UID 0, CDMA2000 (0); Frequency: 817.9 MHz; Duty Cycle: 1:1

Medium: 900 MHz MSL Medium parameters used (interpolated): $f = 817.9$ MHz; $\sigma = 0.979$ S/m; $\epsilon_r = 53.565$; $\rho = 1000$ kg/m³

Phantom section: Flat Section

DASY4 Configuration:

- Probe: ET3DV6 - SN1586; ConvF(6.22, 6.22, 6.22); Calibrated: 22/5/2014;

- Sensor-Surface: 4mm (Mechanical Surface Detection)

- Electronics: DAE3 Sn417; Calibrated: 19/3/2015

- Phantom: ELI v5.0 (30deg probe tilt); Type: QDOVA002AA; Serial: TP:xxxx

- ; SEMCAD X Version 14.6.10 (7331)

Configuration/Back/Area Scan 2 (131x121x1): Interpolated grid: dx=1.500 mm, dy=1.500 mm

Maximum value of SAR (interpolated) = 0.362 W/kg

Configuration/Back/Zoom Scan (5x5x7) 2 (5x5x7)/Cube 0: Measurement grid: dx=8mm, dy=8mm, dz=5mm

Reference Value = 3.942 V/m; Power Drift = 0.08 dB

Peak SAR (extrapolated) = 0.660 W/kg


SAR(1 g) = 0.361 W/kg; SAR(10 g) = 0.189 W/kg

Maximum value of SAR (measured) = 0.395 W/kg

058: Back of EUT Facing Phantom CDMA BC10 1xRTT CH580 Sensor Active

Date: 24/4/2015

DUT: Inari 8; Type: Tablet



0 dB = 0.390 W/kg = -4.09 dBW/kg

Communication System: UID 0, CDMA2000 (0); Frequency: 820.5 MHz; Duty Cycle: 1:1

Medium: 900 MHz MSL Medium parameters used (interpolated): $f = 820.5$ MHz; $\sigma = 0.98$ S/m; $\epsilon_r = 53.554$; $\rho = 1000$ kg/m³

Phantom section: Flat Section

DASY4 Configuration:

- Probe: ET3DV6 - SN1586; ConvF(6.22, 6.22, 6.22); Calibrated: 22/5/2014;
- Sensor-Surface: 4mm (Mechanical Surface Detection)
- Electronics: DAE3 Sn417; Calibrated: 19/3/2015
- Phantom: ELI v5.0 (30deg probe tilt); Type: QDOVA002AA; Serial: TP:xxxx
- ; SEMCAD X Version 14.6.10 (7331)

Configuration/Back/Area Scan 2 (131x121x1): Interpolated grid: dx=1.500 mm, dy=1.500 mm

Maximum value of SAR (interpolated) = 0.390 W/kg

Configuration/Back/Zoom Scan (5x5x7) 2 (5x5x7)/Cube 0: Measurement grid: dx=8mm, dy=8mm, dz=5mm

Reference Value = 2.834 V/m; Power Drift = -0.03 dB

Peak SAR (extrapolated) = 0.673 W/kg

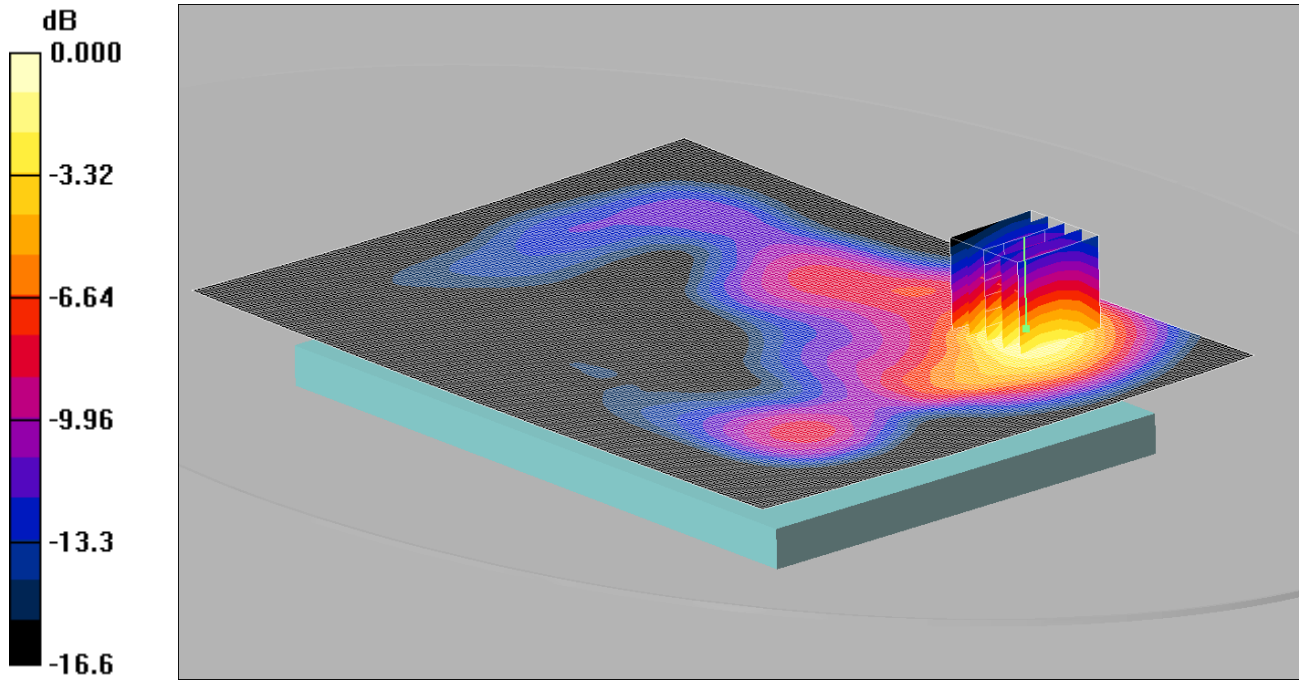
SAR(1 g) = 0.376 W/kg; SAR(10 g) = 0.203 W/kg.

Maximum value of SAR (measured) = 0.422 W/kg

059: Back of EUT Facing Phantom LTE FDD 2 20MHz 1RB Low CH18700 Sensor Inactive

Date: 20/04/2015

DUT: Inari 8; Type: Tablet



0 dB = 0.649mW/g

Communication System: LTE - Band 2 / 20MHz Channel; Frequency: 1860 MHz; Duty Cycle: 1:1
 Medium: 1900 MHz MSL Medium parameters used (interpolated): $f = 1860$ MHz; $\sigma = 1.48$ mho/m; $\epsilon_r = 52.2$; $\rho = 1000$ kg/m³

Phantom section: Flat Section

DASY4 Configuration:

- Probe: ES3DV3 - SN3304; ConvF(4.69, 4.69, 4.69);
- Sensor-Surface: 4mm (Mechanical Surface Detection)
- Electronics: DAE3 Sn432; Calibrated: 20/08/2014
- Phantom: ELI v5.0; Type: QDOVA002AA; Serial: TP:xxxx
- Measurement SW: DASY4, V4.7 Build 80; Postprocessing SW: SEMCAD, V1.8 Build 186

Back - Low/Area Scan (131x181x1): Measurement grid: dx=15mm, dy=15mm
 Maximum value of SAR (interpolated) = 0.661 mW/g

Back - Low/Zoom Scan (5x5x7) (5x5x7)/Cube 0: Measurement grid: dx=8mm, dy=8mm, dz=5mm

Reference Value = 16.8 V/m; Power Drift = -0.044 dB

Peak SAR (extrapolated) = 0.991 W/kg

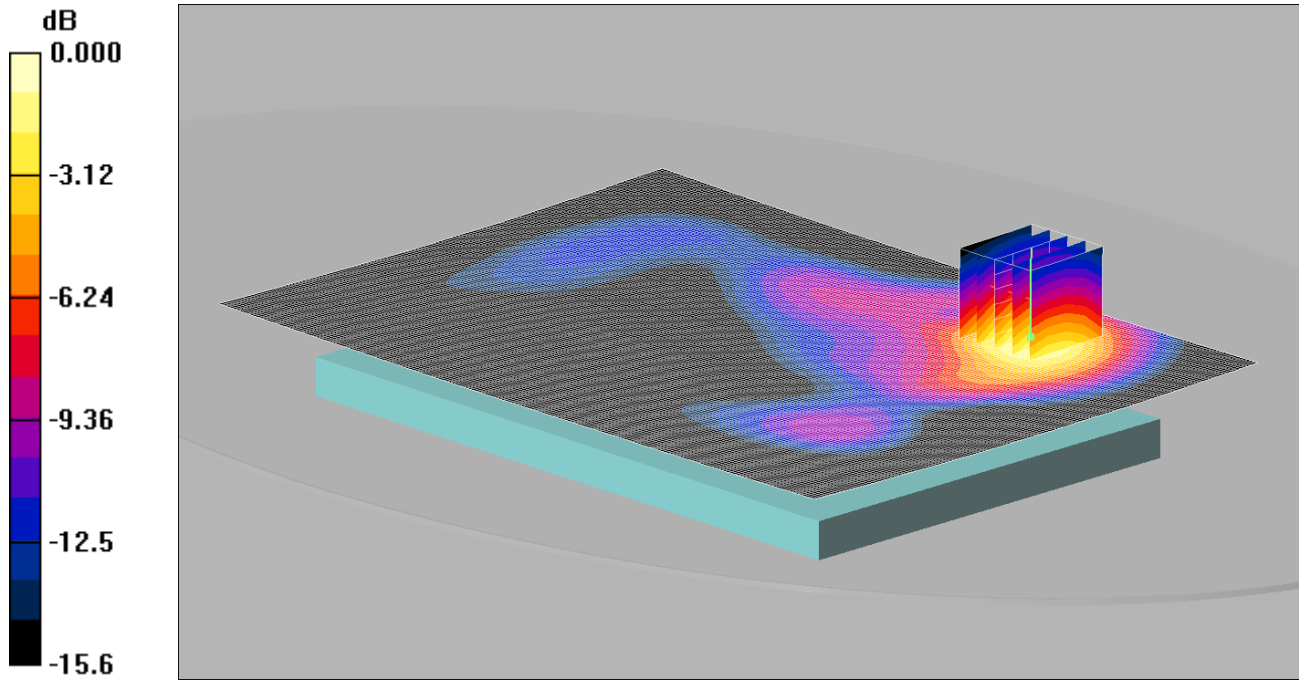
SAR(1 g) = 0.594 mW/g; SAR(10 g) = 0.343 mW/g

Maximum value of SAR (measured) = 0.649 mW/g

060: Back of EUT Facing Phantom LTE FDD 2 20MHz 50%RB Low CH18700 Sensor Inactive

Date: 20/04/2015

DUT: Inari 8; Type: Tablet



0 dB = 0.622mW/g

Communication System: LTE - Band 2 / 20MHz Channel; Frequency: 1860 MHz; Duty Cycle: 1:1
 Medium: 1900 MHz MSL Medium parameters used (interpolated): $f = 1860$ MHz; $\sigma = 1.48$ mho/m; $\epsilon_r = 52.2$; $\rho = 1000$ kg/m³
 Phantom section: Flat Section

DASY4 Configuration:

- Probe: ES3DV3 - SN3304; ConvF(4.69, 4.69, 4.69);
- Sensor-Surface: 4mm (Mechanical Surface Detection)
- Electronics: DAE3 Sn432; Calibrated: 20/08/2014
- Phantom: ELI v5.0; Type: QDOVA002AA; Serial: TP:xxxx
- Measurement SW: DASY4, V4.7 Build 80; Postprocessing SW: SEMCAD, V1.8 Build 186

Back - Low/Area Scan (131x181x1): Measurement grid: dx=15mm, dy=15mm
 Maximum value of SAR (interpolated) = 0.652 mW/g

Back - Low/Zoom Scan (5x5x7) (5x5x7)/Cube 0: Measurement grid: dx=8mm, dy=8mm, dz=5mm

Reference Value = 21.2 V/m; Power Drift = 0.016 dB

Peak SAR (extrapolated) = 0.958 W/kg

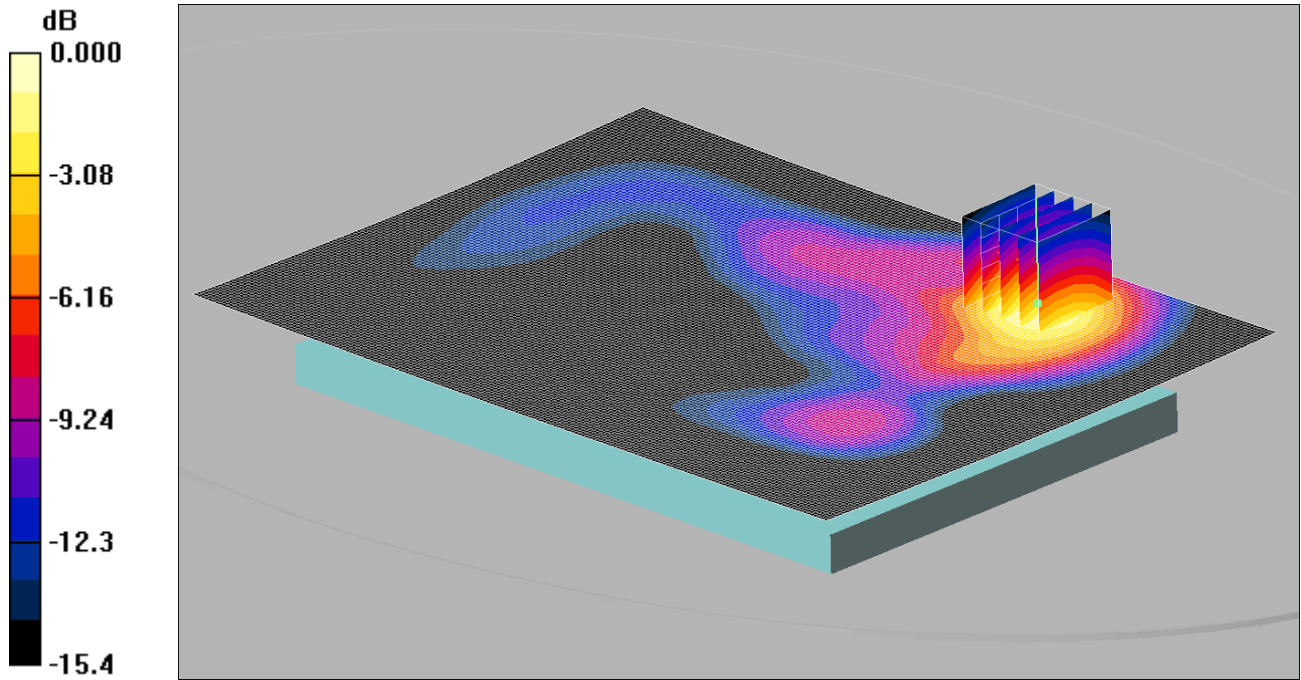
SAR(1 g) = 0.582 mW/g; SAR(10 g) = 0.341 mW/g

Maximum value of SAR (measured) = 0.622 mW/g

061: Back of EUT Facing Phantom LTE FDD 2 20MHz 50%RB Low CH18900 Sensor Inactive

Date: 20/04/2015

DUT: Inari 8; Type: Tablet



0 dB = 0.564mW/g

Communication System: LTE - Band 2 / 20MHz Channel; Frequency: 1880 MHz; Duty Cycle: 1:1

Medium: 1900 MHz MSL Medium parameters used (interpolated): $f = 1880$ MHz; $\sigma = 1.5$ mho/m; $\epsilon_r = 52.2$; $\rho = 1000$ kg/m³

Phantom section: Flat Section

DASY4 Configuration:

- Probe: ES3DV3 - SN3304; ConvF(4.69, 4.69, 4.69);
- Sensor-Surface: 4mm (Mechanical Surface Detection)
- Electronics: DAE3 Sn432; Calibrated: 20/08/2014
- Phantom: ELI v5.0; Type: QDOVA002AA; Serial: TP:xxxx
- Measurement SW: DASY4, V4.7 Build 80; Postprocessing SW: SEMCAD, V1.8 Build 186

Back - Middle/Area Scan (131x181x1): Measurement grid: dx=15mm, dy=15mm

Maximum value of SAR (interpolated) = 0.582 mW/g

Back - Middle/Zoom Scan (5x5x7) (5x5x7)/Cube 0: Measurement grid: dx=8mm, dy=8mm, dz=5mm

Reference Value = 20.0 V/m; Power Drift = -0.004 dB

Peak SAR (extrapolated) = 0.882 W/kg

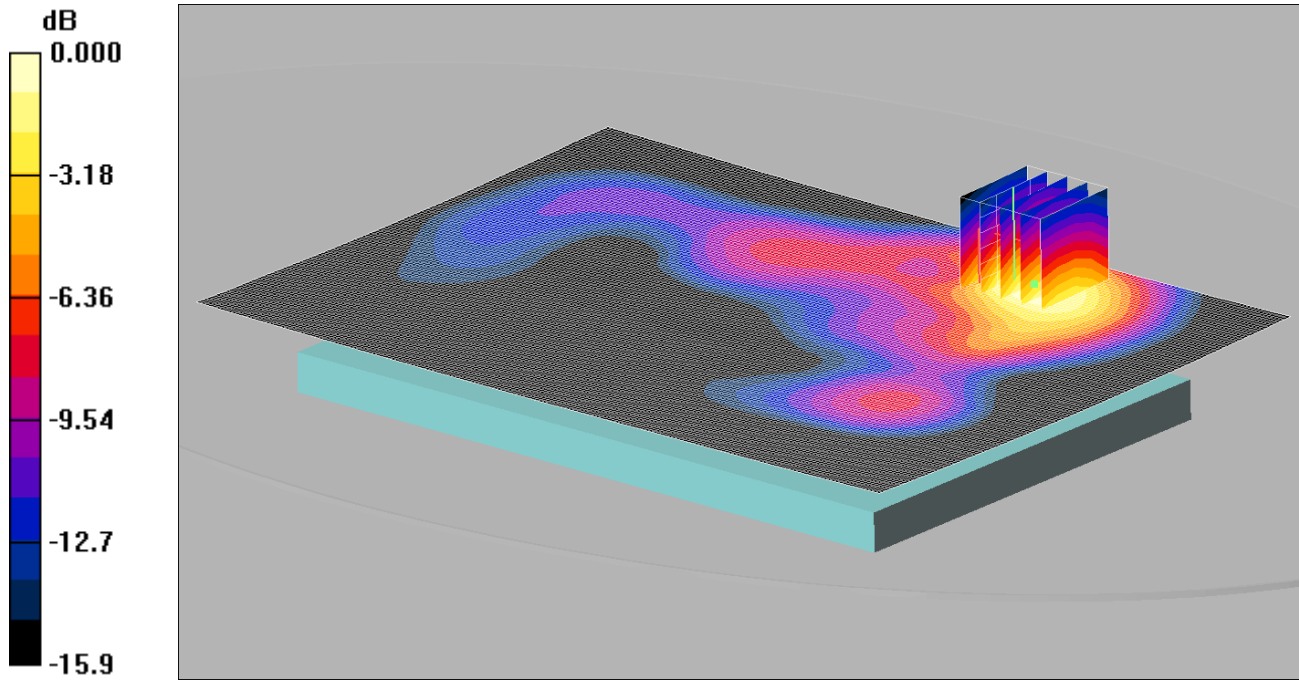
SAR(1 g) = 0.536 mW/g; SAR(10 g) = 0.312 mW/g

Maximum value of SAR (measured) = 0.564 mW/g

062: Back of EUT Facing Phantom LTE FDD 2 20MHz 50%RB Low CH19100 Sensor Inactive

Date: 20/04/2015

DUT: Inari 8; Type: Tablet



0 dB = 0.503mW/g

Communication System: LTE - Band 2 / 20MHz Channel; Frequency: 1900 MHz; Duty Cycle: 1:1
 Medium: 1900 MHz MSL Medium parameters used: $f = 1900 \text{ MHz}$; $\sigma = 1.52 \text{ mho/m}$; $\epsilon_r = 52.1$; $\rho = 1000 \text{ kg/m}^3$

Phantom section: Flat Section

DASY4 Configuration:

- Probe: ES3DV3 - SN3304; ConvF(4.69, 4.69, 4.69);
- Sensor-Surface: 4mm (Mechanical Surface Detection)
- Electronics: DAE3 Sn432; Calibrated: 20/08/2014
- Phantom: ELI v5.0; Type: QDOVA002AA; Serial: TP:xxxx
- Measurement SW: DASY4, V4.7 Build 80; Postprocessing SW: SEMCAD, V1.8 Build 186

Back/Area Scan (131x181x1): Measurement grid: dx=15mm, dy=15mm
 Maximum value of SAR (interpolated) = 0.528 mW/g

Back/Zoom Scan (5x5x7) (5x5x7)/Cube 0: Measurement grid: dx=8mm, dy=8mm, dz=5mm

Reference Value = 18.1 V/m; Power Drift = -0.004 dB

Peak SAR (extrapolated) = 0.770 W/kg

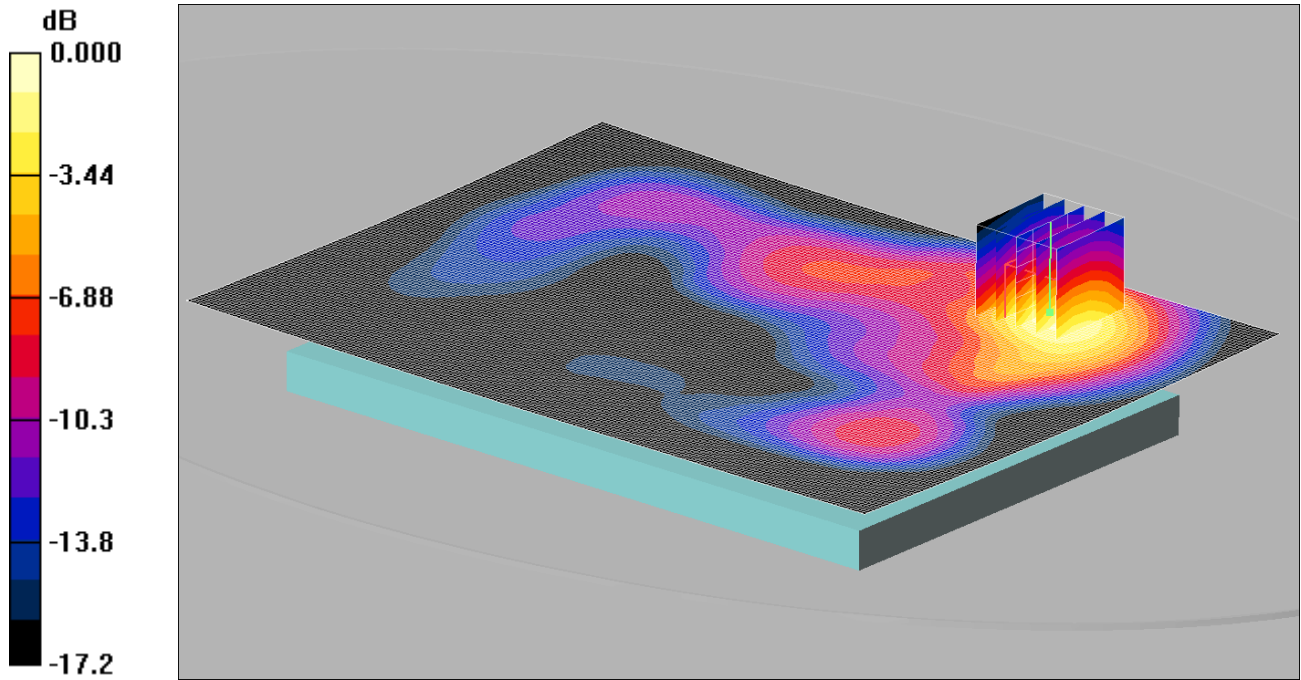
SAR(1 g) = 0.477 mW/g; SAR(10 g) = 0.279 mW/g

Maximum value of SAR (measured) = 0.503 mW/g

063: Back of EUT Facing Phantom LTE FDD 2 20MHz 100%RB CH19100 Sensor Inactive

Date: 21/04/2015

DUT: Inari 8; Type: Tablet



0 dB = 0.521mW/g

Communication System: LTE - Band 2 / 20MHz Channel; Frequency: 1900 MHz; Duty Cycle: 1:1
 Medium: 1900 MHz MSL Medium parameters used: $f = 1900 \text{ MHz}$; $\sigma = 1.52 \text{ mho/m}$; $\epsilon_r = 52.1$; $\rho = 1000 \text{ kg/m}^3$

Phantom section: Flat Section

DASY4 Configuration:

- Probe: ES3DV3 - SN3304; ConvF(4.69, 4.69, 4.69);
- Sensor-Surface: 4mm (Mechanical Surface Detection)
- Electronics: DAE3 Sn432; Calibrated: 20/08/2014
- Phantom: ELI v5.0; Type: QDOVA002AA; Serial: TP:xxxx
- Measurement SW: DASY4, V4.7 Build 80; Postprocessing SW: SEMCAD, V1.8 Build 186

Back/Area Scan (131x181x1): Measurement grid: $dx=15\text{mm}$, $dy=15\text{mm}$
 Maximum value of SAR (interpolated) = 0.504 mW/g

Back/Zoom Scan (5x5x7) (5x5x7)/Cube 0: Measurement grid: $dx=8\text{mm}$, $dy=8\text{mm}$, $dz=5\text{mm}$

Reference Value = 14.1 V/m; Power Drift = 0.105 dB

Peak SAR (extrapolated) = 0.787 W/kg

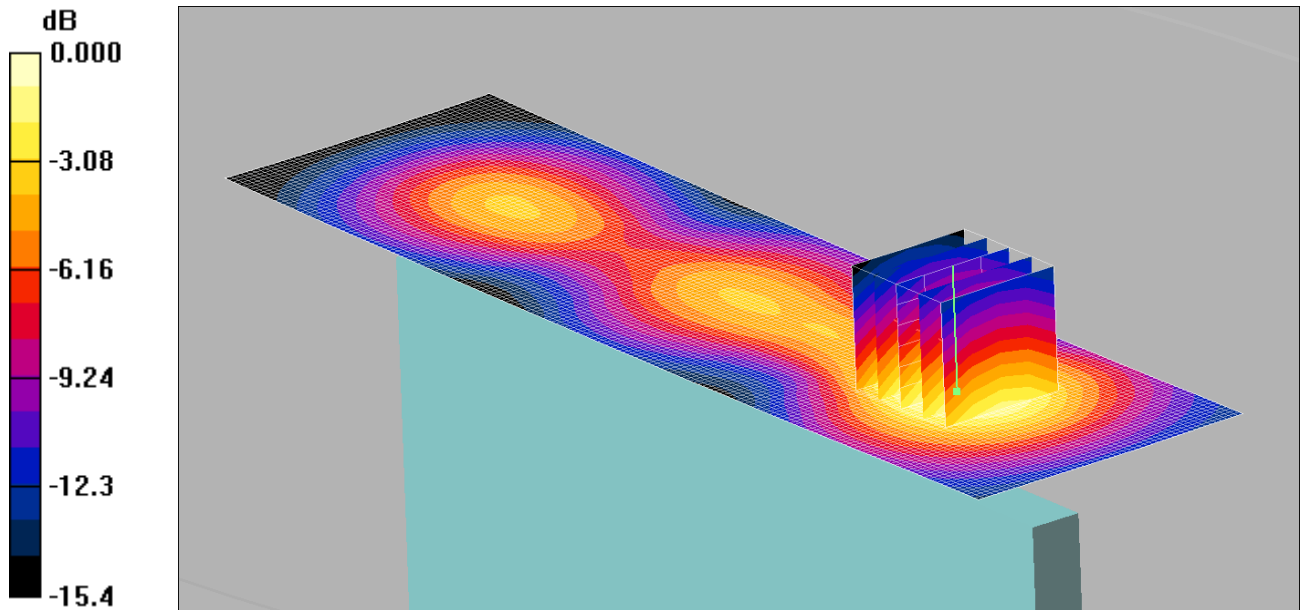
SAR(1 g) = 0.472 mW/g; SAR(10 g) = 0.274 mW/g

Maximum value of SAR (measured) = 0.521 mW/g

064: Top of EUT Facing Phantom LTE FDD 2 20MHz 1RB Low CH18700 Sensor Inactive

Date: 21/04/2015

DUT: Inari 8; Type: Tablet



0 dB = 0.523mW/g

Communication System: LTE - Band 2 / 20MHz Channel; Frequency: 1860 MHz;Duty Cycle: 1:1
 Medium: 1900 MHz MSL Medium parameters used (interpolated): f = 1860 MHz; $\sigma = 1.48$ mho/m; $\epsilon_r = 52.2$; $\rho = 1000$ kg/m³
 Phantom section: Flat Section
 DASY4 Configuration:
 - Probe: ES3DV3 - SN3304; ConvF(4.69, 4.69, 4.69);
 - Sensor-Surface: 4mm (Mechanical Surface Detection)
 - Electronics: DAE3 Sn432; Calibrated: 20/08/2014
 - Phantom: ELI v5.0; Type: QDOVA002AA; Serial: TP:xxxx
 - Measurement SW: DASY4, V4.7 Build 80; Postprocessing SW: SEMCAD, V1.8 Build 186

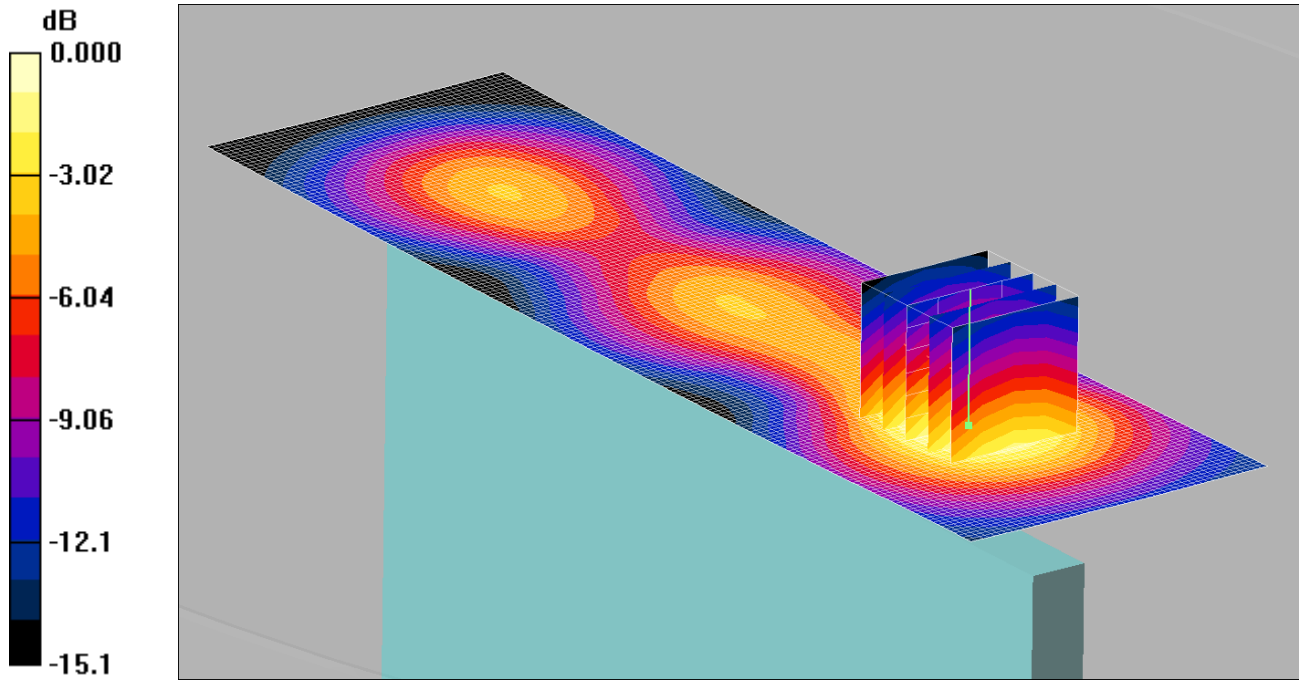
Top - Low/Area Scan (51x181x1): Measurement grid: dx=15mm, dy=15mm
 Maximum value of SAR (interpolated) = 0.545 mW/g

Top - Low/Zoom Scan (5x5x7) (5x5x7)/Cube 0: Measurement grid: dx=8mm, dy=8mm, dz=5mm
 Reference Value = 19.2 V/m; Power Drift = 0.028 dB
 Peak SAR (extrapolated) = 0.733 W/kg
SAR(1 g) = 0.481 mW/g; SAR(10 g) = 0.296 mW/g
 Maximum value of SAR (measured) = 0.523 mW/g

065: Top of EUT Facing Phantom LTE FDD 2 20MHz 50%RB Low CH18700 Sensor Inactive

Date: 21/04/2015

DUT: Inari 8; Type: Tablet



0 dB = 0.405mW/g

Communication System: LTE - Band 2 / 20MHz Channel; Frequency: 1860 MHz; Duty Cycle: 1:1
 Medium: 1900 MHz MSL Medium parameters used (interpolated): $f = 1860$ MHz; $\sigma = 1.48$ mho/m; $\epsilon_r = 52.2$; $\rho = 1000$ kg/m³

Phantom section: Flat Section

DASY4 Configuration:

- Probe: ES3DV3 - SN3304; ConvF(4.69, 4.69, 4.69);
- Sensor-Surface: 4mm (Mechanical Surface Detection)
- Electronics: DAE3 Sn432; Calibrated: 20/08/2014
- Phantom: ELI v5.0; Type: QDOVA002AA; Serial: TP:xxxx
- Measurement SW: DASY4, V4.7 Build 80; Postprocessing SW: SEMCAD, V1.8 Build 186

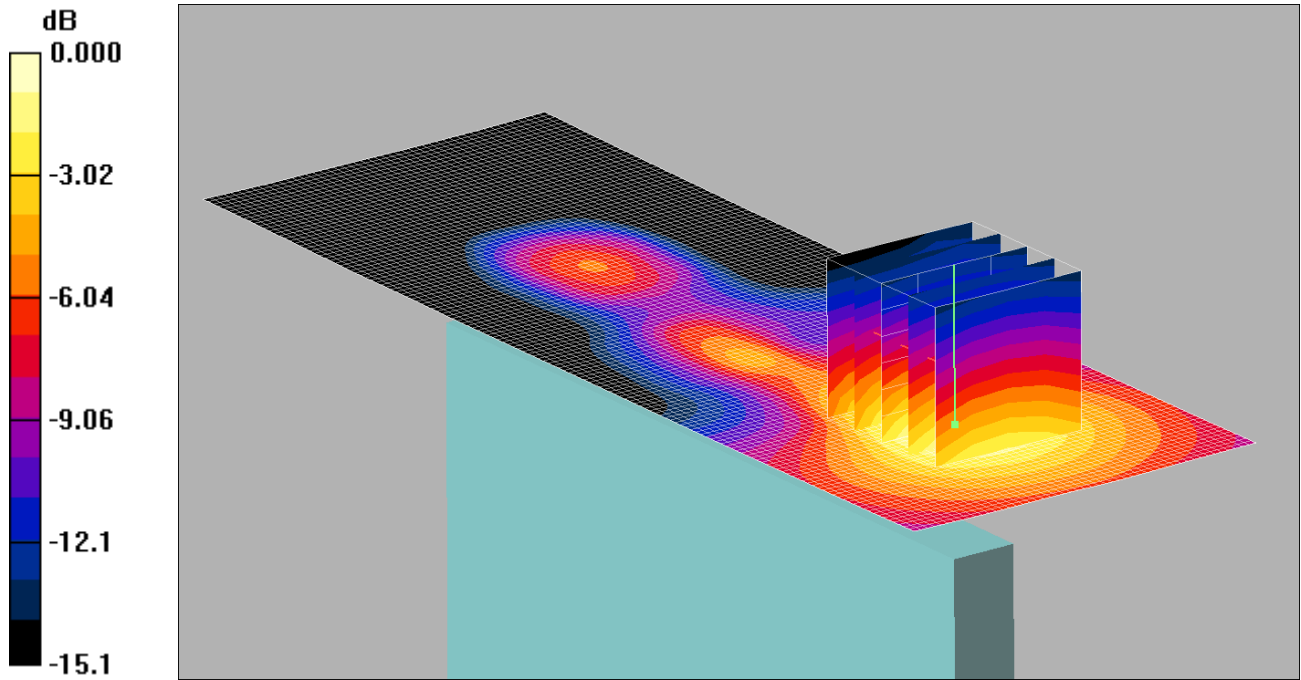
Top - Low/Area Scan (51x181x1): Measurement grid: dx=15mm, dy=15mm
 Maximum value of SAR (interpolated) = 0.422 mW/g

Top - Low/Zoom Scan (5x5x7) (5x5x7)/Cube 0: Measurement grid: dx=8mm, dy=8mm, dz=5mm
 Reference Value = 16.8 V/m; Power Drift = 0.003 dB
 Peak SAR (extrapolated) = 0.571 W/kg
SAR(1 g) = 0.372 mW/g; SAR(10 g) = 0.228 mW/g
 Maximum value of SAR (measured) = 0.405 mW/g

066: Left of EUT Facing Phantom LTE FDD 2 20MHz 1RB Low CH18700 Sensor Inactive

Date: 21/04/2015

DUT: Inari 8; Type: Tablet



0 dB = 0.285mW/g

Communication System: LTE - Band 2 / 20MHz Channel; Frequency: 1860 MHz; Duty Cycle: 1:1
 Medium: 1900 MHz MSL Medium parameters used (interpolated): $f = 1860$ MHz; $\sigma = 1.48$ mho/m; $\epsilon_r = 52.2$; $\rho = 1000$ kg/m³

Phantom section: Flat Section

DASY4 Configuration:

- Probe: ES3DV3 - SN3304; ConvF(4.69, 4.69, 4.69);
- Sensor-Surface: 4mm (Mechanical Surface Detection)
- Electronics: DAE3 Sn432; Calibrated: 20/08/2014
- Phantom: ELI v5.0; Type: QDOVA002AA; Serial: TP:xxxx
- Measurement SW: DASY4, V4.7 Build 80; Postprocessing SW: SEMCAD, V1.8 Build 186

Left - Low/Area Scan (51x141x1): Measurement grid: dx=15mm, dy=15mm
 Maximum value of SAR (interpolated) = 0.273 mW/g

Left - Low/Zoom Scan (5x5x7) (5x5x7)/Cube 0: Measurement grid: dx=8mm, dy=8mm, dz=5mm

Reference Value = 14.2 V/m; Power Drift = 0.019 dB

Peak SAR (extrapolated) = 0.436 W/kg

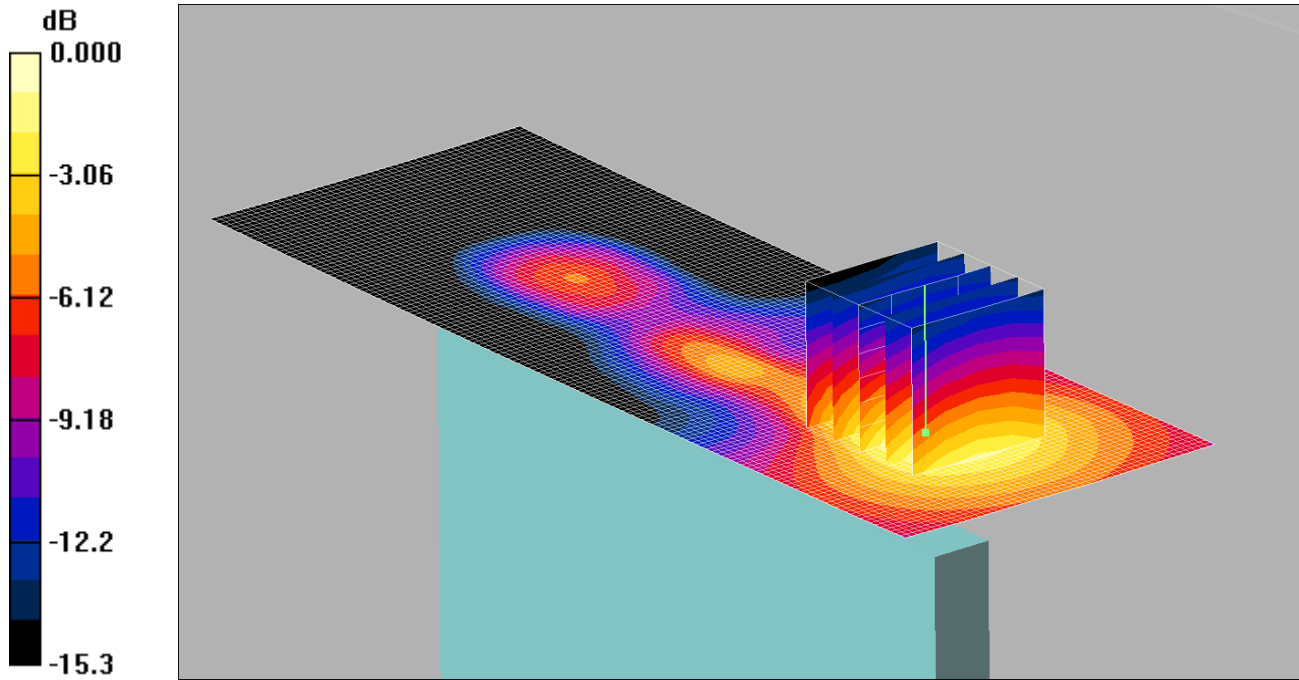
SAR(1 g) = 0.255 mW/g; SAR(10 g) = 0.146 mW/g

Maximum value of SAR (measured) = 0.285 mW/g

067: Left of EUT Facing Phantom LTE FDD 2 20MHz 50%RB Low CH18700 Sensor Inactive

Date: 21/04/2015

DUT: Inari 8; Type: Tablet



0 dB = 0.218mW/g

Communication System: LTE - Band 2 / 20MHz Channel; Frequency: 1860 MHz; Duty Cycle: 1:1
 Medium: 1900 MHz MSL Medium parameters used (interpolated): $f = 1860$ MHz; $\sigma = 1.48$ mho/m; $\epsilon_r = 52.2$; $\rho = 1000$ kg/m³

Phantom section: Flat Section

DASY4 Configuration:

- Probe: ES3DV3 - SN3304; ConvF(4.69, 4.69, 4.69);
- Sensor-Surface: 4mm (Mechanical Surface Detection)
- Electronics: DAE3 Sn432; Calibrated: 20/08/2014
- Phantom: ELI v5.0; Type: QDOVA002AA; Serial: TP:xxxx
- Measurement SW: DASY4, V4.7 Build 80; Postprocessing SW: SEMCAD, V1.8 Build 186

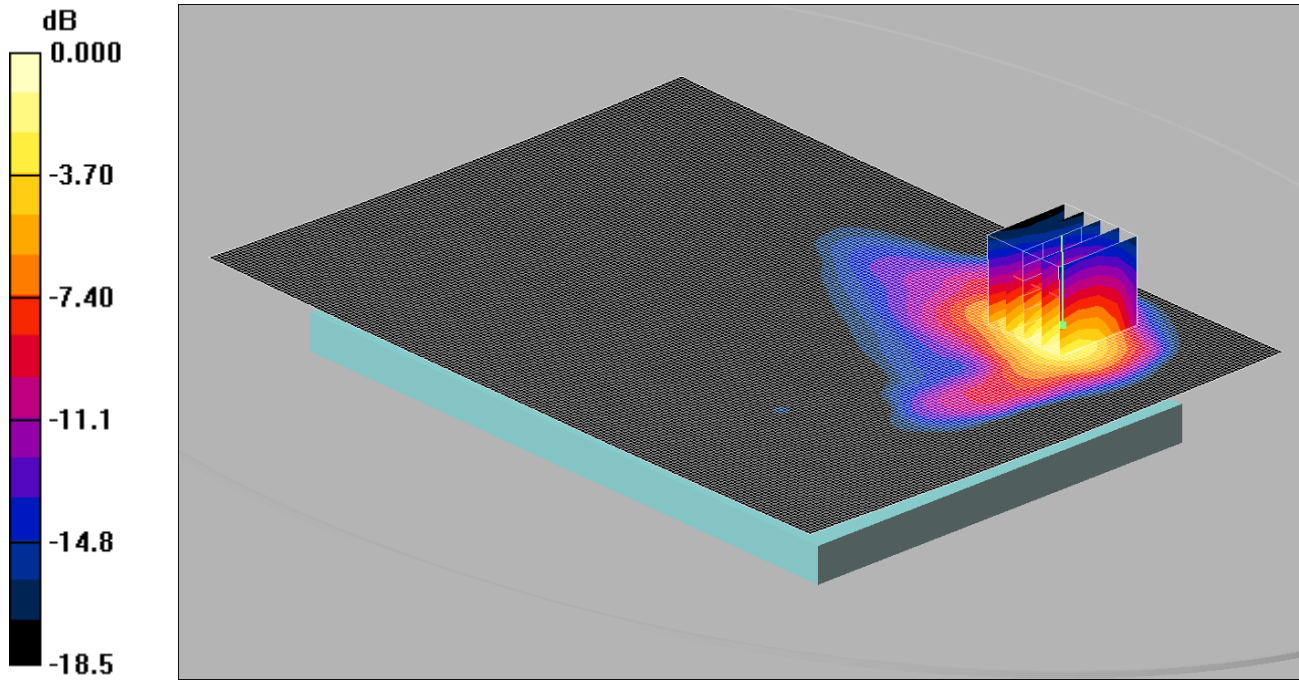
Left - Low/Area Scan (51x141x1): Measurement grid: dx=15mm, dy=15mm
 Maximum value of SAR (interpolated) = 0.208 mW/g

Left - Low/Zoom Scan (5x5x7) (5x5x7)/Cube 0: Measurement grid: dx=8mm, dy=8mm, dz=5mm
 Reference Value = 12.3 V/m; Power Drift = 0.008 dB
 Peak SAR (extrapolated) = 0.334 W/kg
SAR(1 g) = 0.194 mW/g; SAR(10 g) = 0.112 mW/g
 Maximum value of SAR (measured) = 0.218 mW/g

068: Back of EUT Facing Phantom LTE FDD 2 20MHz 1RB Low CH19100 Sensor Active

Date: 21/04/2015

DUT: Inari 8; Type: Tablet



0 dB = 0.626mW/g

Communication System: LTE - Band 2 / 20MHz Channel; Frequency: 1900 MHz; Duty Cycle: 1:1
 Medium: 1900 MHz MSL Medium parameters used: $f = 1900 \text{ MHz}$; $\sigma = 1.52 \text{ mho/m}$; $\epsilon_r = 52.1$; $\rho = 1000 \text{ kg/m}^3$

Phantom section: Flat Section

DASY4 Configuration:

- Probe: ES3DV3 - SN3304; ConvF(4.69, 4.69, 4.69);
- Sensor-Surface: 4mm (Mechanical Surface Detection)
- Electronics: DAE3 Sn432; Calibrated: 20/08/2014
- Phantom: ELI v5.0; Type: QDOVA002AA; Serial: TP:xxxx
- Measurement SW: DASY4, V4.7 Build 80; Postprocessing SW: SEMCAD, V1.8 Build 186

Back - High/Area Scan (131x181x1): Measurement grid: dx=15mm, dy=15mm
 Maximum value of SAR (interpolated) = 0.722 mW/g

Back - High/Zoom Scan (5x5x7) (5x5x7)/Cube 0: Measurement grid: dx=8mm, dy=8mm, dz=5mm

Reference Value = 14.8 V/m; Power Drift = 0.062 dB

Peak SAR (extrapolated) = 1.11 W/kg

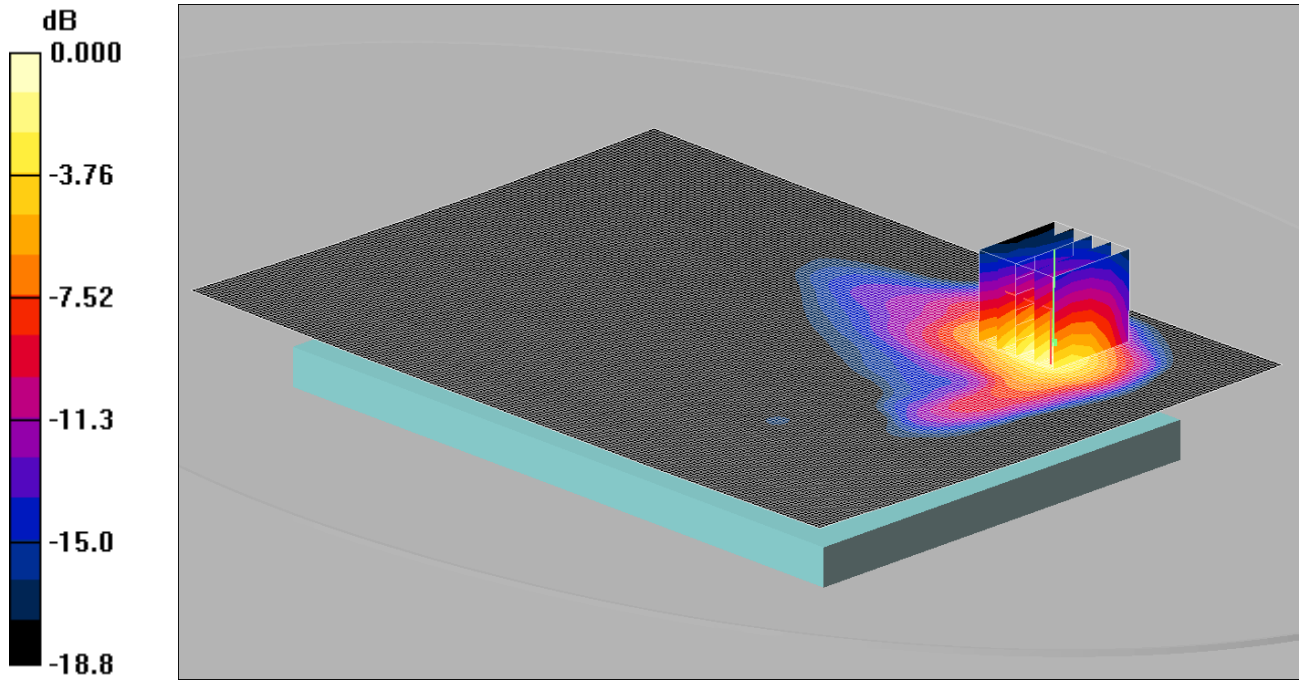
SAR(1 g) = 0.556 mW/g; SAR(10 g) = 0.286 mW/g

Maximum value of SAR (measured) = 0.626 mW/g

069: Back of EUT Facing Phantom LTE FDD 2 20MHz 50%RB High CH18900 Sensor Active

Date: 21/04/2015

DUT: Inari 8; Type: Tablet



0 dB = 0.563mW/g

Communication System: LTE - Band 2 / 20MHz Channel; Frequency: 1880 MHz; Duty Cycle: 1:1

Medium: 1900 MHz MSL Medium parameters used (interpolated): $f = 1880 \text{ MHz}$; $\sigma = 1.5 \text{ mho/m}$; $\epsilon_r = 52.2$; $\rho = 1000 \text{ kg/m}^3$

Phantom section: Flat Section

DASY4 Configuration:

- Probe: ES3DV3 - SN3304; ConvF(4.69, 4.69, 4.69);
- Sensor-Surface: 4mm (Mechanical Surface Detection)
- Electronics: DAE3 Sn432; Calibrated: 20/08/2014
- Phantom: ELI v5.0; Type: QDOVA002AA; Serial: TP:xxxx
- Measurement SW: DASY4, V4.7 Build 80; Postprocessing SW: SEMCAD, V1.8 Build 186

Back - Middle/Area Scan (131x181x1): Measurement grid: $dx=15\text{mm}$, $dy=15\text{mm}$

Maximum value of SAR (interpolated) = 0.619 mW/g

Back - Middle/Zoom Scan (5x5x7) (5x5x7)/Cube 0: Measurement grid: $dx=8\text{mm}$, $dy=8\text{mm}$, $dz=5\text{mm}$

Reference Value = 14.4 V/m; Power Drift = 0.050 dB

Peak SAR (extrapolated) = 0.994 W/kg

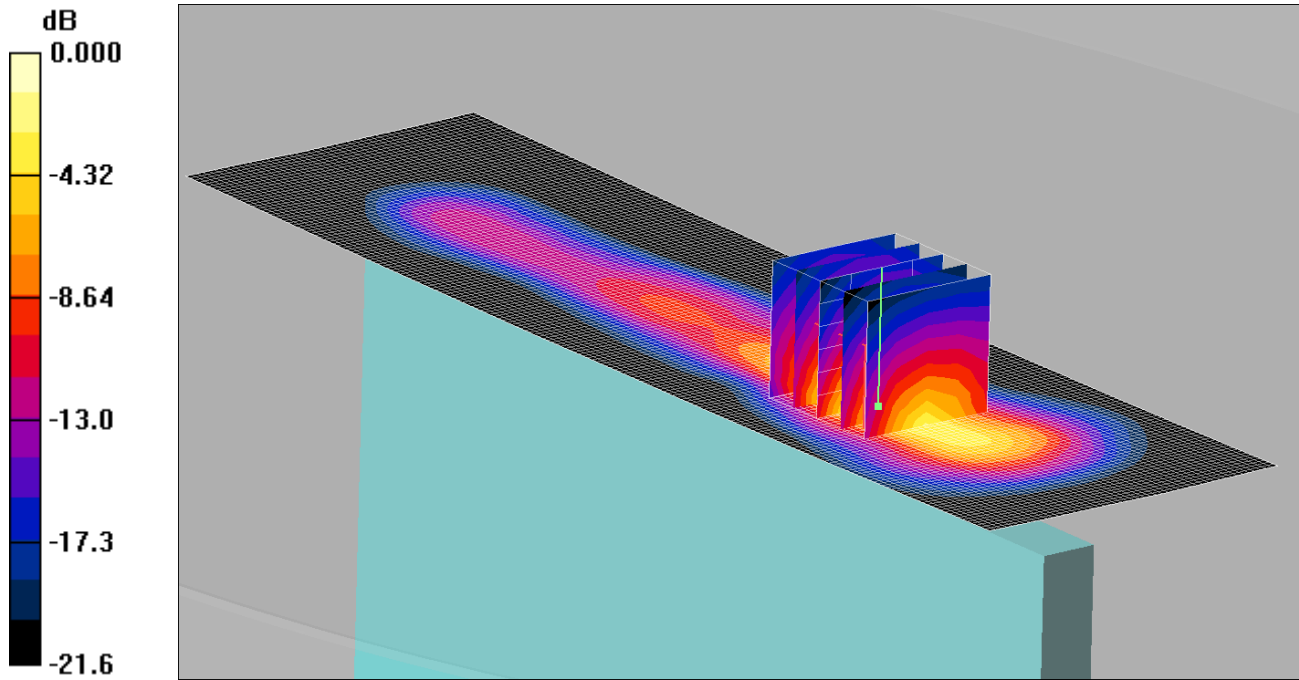
SAR(1 g) = 0.494 mW/g; SAR(10 g) = 0.253 mW/g

Maximum value of SAR (measured) = 0.563 mW/g

070: Top of EUT Facing Phantom LTE FDD 2 20MHz 1RB Low CH19100 Sensor Active

Date: 21/04/2015

DUT: Inari 8; Type: Tablet



0 dB = 1.04mW/g

Communication System: LTE - Band 2 / 20MHz Channel; Frequency: 1900 MHz; Duty Cycle: 1:1
 Medium: 1900 MHz MSL Medium parameters used: $f = 1900 \text{ MHz}$; $\sigma = 1.52 \text{ mho/m}$; $\epsilon_r = 52.1$; $\rho = 1000 \text{ kg/m}^3$

Phantom section: Flat Section

DASY4 Configuration:

- Probe: ES3DV3 - SN3304; ConvF(4.69, 4.69, 4.69);
- Sensor-Surface: 4mm (Mechanical Surface Detection)
- Electronics: DAE3 Sn432; Calibrated: 20/08/2014
- Phantom: ELI v5.0; Type: QDOVA002AA; Serial: TP:xxxx
- Measurement SW: DASY4, V4.7 Build 80; Postprocessing SW: SEMCAD, V1.8 Build 186

Top - High/Area Scan (51x181x1): Measurement grid: dx=15mm, dy=15mm
 Maximum value of SAR (interpolated) = 0.928 mW/g

Top - High/Zoom Scan (5x5x7) (5x5x7)/Cube 0: Measurement grid: dx=8mm, dy=8mm, dz=5mm

Reference Value = 22.3 V/m; Power Drift = -0.131 dB

Peak SAR (extrapolated) = 2.18 W/kg

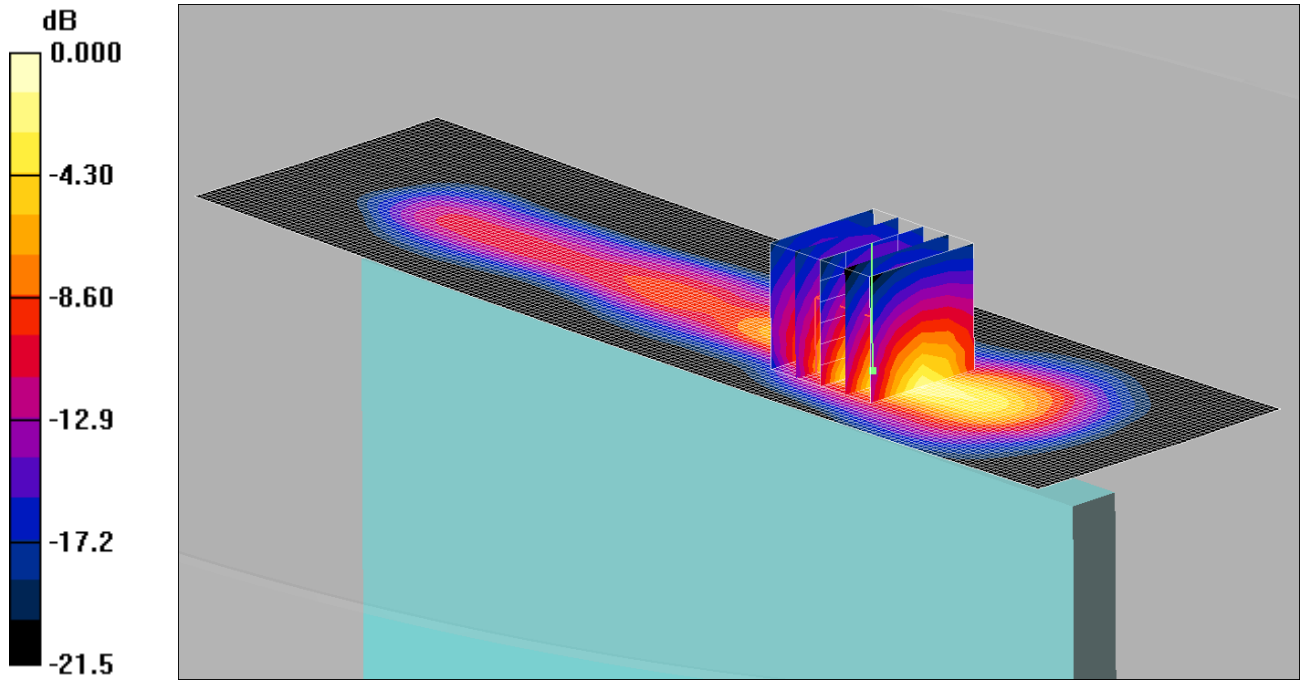
SAR(1 g) = 0.923 mW/g; SAR(10 g) = 0.380 mW/g

Maximum value of SAR (measured) = 1.04 mW/g

071: Top of EUT Facing Phantom LTE FDD 2 20MHz 1RB Low CH18700 Sensor Active

Date: 21/04/2015

DUT: Inari 8; Type: Tablet



0 dB = 0.589mW/g

Communication System: LTE - Band 2 / 20MHz Channel; Frequency: 1860 MHz; Duty Cycle: 1:1
 Medium: 1900 MHz MSL Medium parameters used (interpolated): $f = 1860$ MHz; $\sigma = 1.48$ mho/m; $\epsilon_r = 52.2$; $\rho = 1000$ kg/m³
 Phantom section: Flat Section

DASY4 Configuration:

- Probe: ES3DV3 - SN3304; ConvF(4.69, 4.69, 4.69);
- Sensor-Surface: 4mm (Mechanical Surface Detection)
- Electronics: DAE3 Sn432; Calibrated: 20/08/2014
- Phantom: ELI v5.0; Type: QDOVA002AA; Serial: TP:xxxx
- Measurement SW: DASY4, V4.7 Build 80; Postprocessing SW: SEMCAD, V1.8 Build 186

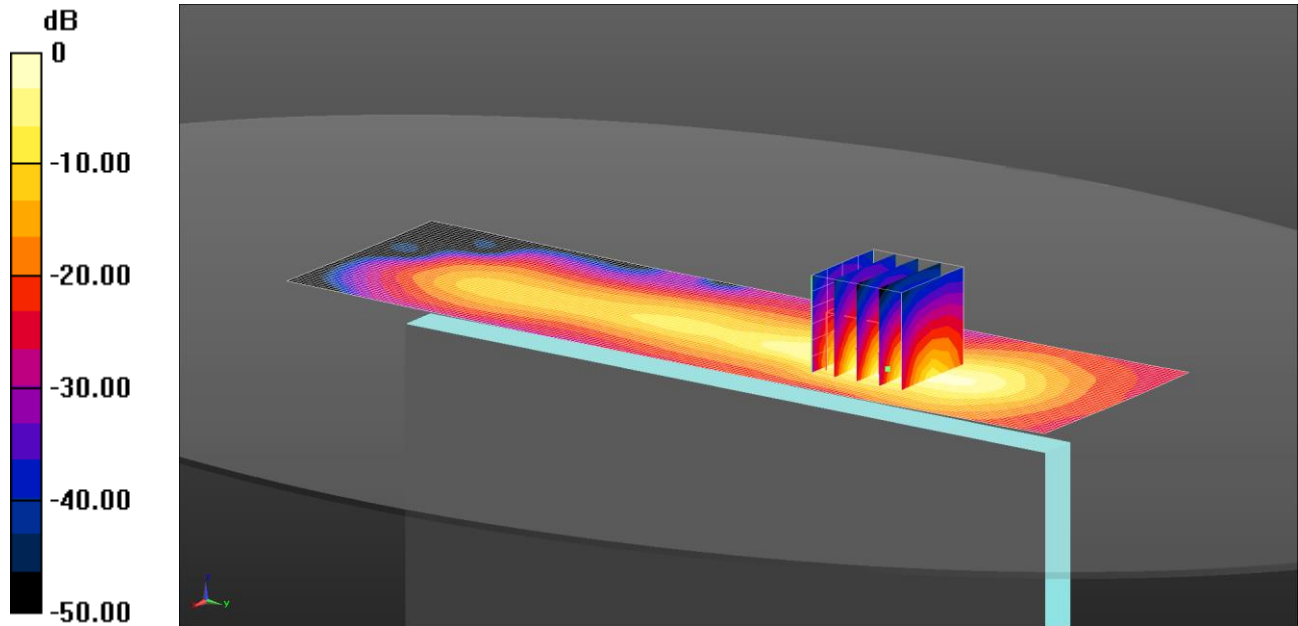
Top - Low/Area Scan (51x181x1): Measurement grid: dx=15mm, dy=15mm
 Maximum value of SAR (interpolated) = 0.547 mW/g

Top - Low/Zoom Scan (5x5x7) (5x5x7)/Cube 0: Measurement grid: dx=8mm, dy=8mm, dz=5mm
 Reference Value = 20.5 V/m; Power Drift = -0.071 dB
 Peak SAR (extrapolated) = 1.19 W/kg
SAR(1 g) = 0.515 mW/g; SAR(10 g) = 0.216 mW/g
 Maximum value of SAR (measured) = 0.589 mW/g

072: Top of EUT Facing Phantom LTE FDD 2 20MHz 1RB Low CH18900 Sensor Active

Date: 21/04/15

DUT: Inari 8; Type: Tablet



0 dB = 0.491 W/kg = -3.09 dBW/kg

Communication System: UID 0, LTE FDD Bands - 20MHz Channel BW (0); Frequency: 1880 MHz; Duty Cycle: 1:1
 Medium: 1900 MHz MSL Medium parameters used (interpolated): $f = 1880$ MHz; $\sigma = 1.503$ S/m; $\epsilon_r = 52.165$; $\rho = 1000$ kg/m³
 Phantom section: Flat Section
 DASY4 Configuration:
 - Probe: ES3DV3 - SN3304; ConvF(4.69, 4.69, 4.69); Calibrated: 21/08/14;
 - Sensor-Surface: 4mm (Mechanical Surface Detection)
 - Electronics: DAE3 Sn432; Calibrated: 20/08/14
 - Phantom: ELI v5.0; Type: QDOVA002AA; Serial: TP:xxxx
 - ; SEMCAD X Version 14.6.10 (7331)

Configuration/Top - Low/Area Scan (51x181x1): Interpolated grid: dx=1.500 mm, dy=1.500 mm

Maximum value of SAR (interpolated) = 0.491 W/kg

Configuration/Top - Low/Zoom Scan (5x5x7) (5x5x7)/Cube 0: Measurement grid: dx=8mm, dy=8mm, dz=5mm

Reference Value = 19.11 V/m; Power Drift = -0.06 dB

Peak SAR (extrapolated) = 1.09 W/kg

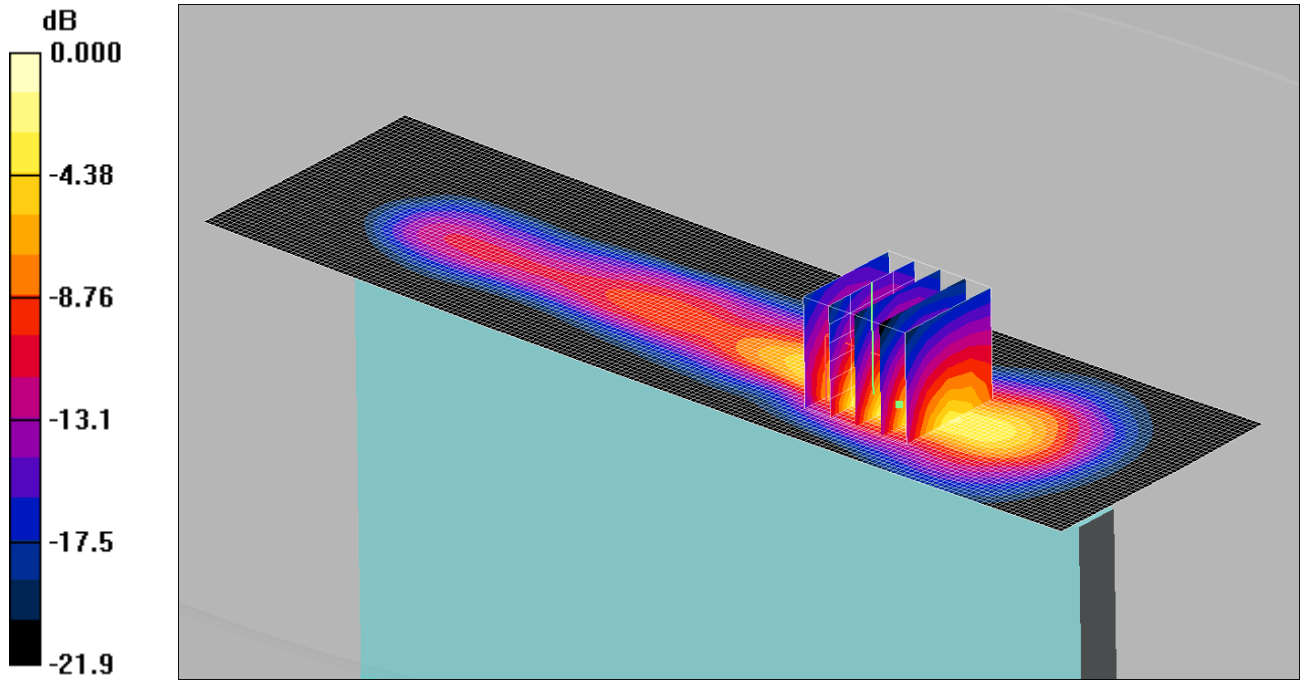
SAR(1 g) = 0.464 W/kg; SAR(10 g) = 0.191 W/kg

Maximum value of SAR (measured) = 0.523 W/kg

073: Top of EUT Facing Phantom LTE FDD 2 20MHz 50%RB High CH18900 Sensor Active

Date: 22/04/2015

DUT: Inari 8; Type: Tablet



0 dB = 0.677mW/g

Communication System: LTE - Band 2 / 20MHz Channel; Frequency: 1880 MHz; Duty Cycle: 1:1

Medium: 1900 MHz MSL Medium parameters used (interpolated): $f = 1880$ MHz; $\sigma = 1.5$ mho/m; $\epsilon_r = 52.2$; $\rho = 1000$ kg/m³

Phantom section: Flat Section

DASY4 Configuration:

- Probe: ES3DV3 - SN3304; ConvF(4.69, 4.69, 4.69);
- Sensor-Surface: 4mm (Mechanical Surface Detection)
- Electronics: DAE3 Sn432; Calibrated: 20/08/2014
- Phantom: ELI v5.0; Type: QDOVA002AA; Serial: TP:xxxx
- Measurement SW: DASY4, V4.7 Build 80; Postprocessing SW: SEMCAD, V1.8 Build 186

Top - Middle/Area Scan (51x181x1): Measurement grid: dx=15mm, dy=15mm
Maximum value of SAR (interpolated) = 0.641 mW/g

Top - Middle/Zoom Scan (5x5x7) (5x5x7)/Cube 0: Measurement grid: dx=8mm, dy=8mm, dz=5mm

Reference Value = 20.8 V/m; Power Drift = 0.083 dB

Peak SAR (extrapolated) = 1.46 W/kg

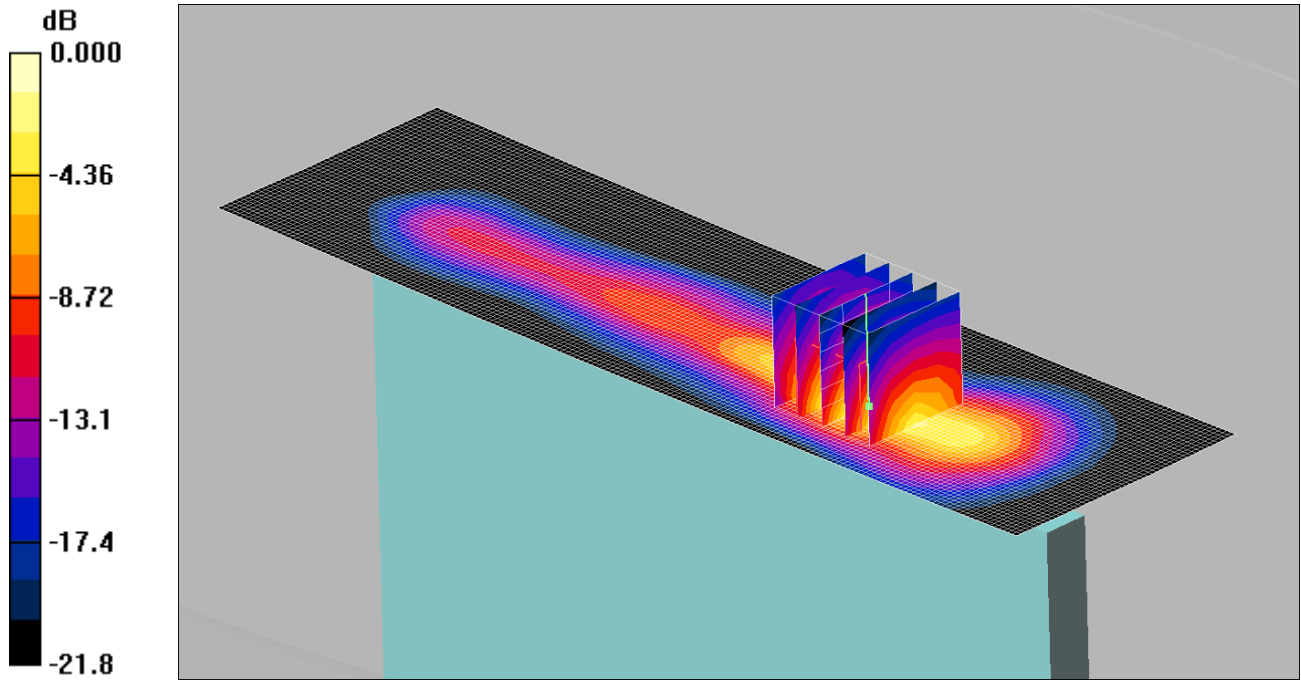
SAR(1 g) = 0.616 mW/g; SAR(10 g) = 0.254 mW/g

Maximum value of SAR (measured) = 0.677 mW/g

074: Top of EUT Facing Phantom LTE FDD 2 20MHz 100%RB CH18900 Sensor Active

Date: 22/04/2015

DUT: Inari 8; Type: Tablet



0 dB = 0.602mW/g

Communication System: LTE - Band 2 / 20MHz Channel; Frequency: 1880 MHz; Duty Cycle: 1:1

Medium: 1900 MHz MSL Medium parameters used (interpolated): $f = 1880$ MHz; $\sigma = 1.5$ mho/m; $\epsilon_r = 52.2$; $\rho = 1000$ kg/m³

Phantom section: Flat Section

DASY4 Configuration:

- Probe: ES3DV3 - SN3304; ConvF(4.69, 4.69, 4.69);
- Sensor-Surface: 4mm (Mechanical Surface Detection)
- Electronics: DAE3 Sn432; Calibrated: 20/08/2014
- Phantom: ELI v5.0; Type: QDOVA002AA; Serial: TP:xxxx
- Measurement SW: DASY4, V4.7 Build 80; Postprocessing SW: SEMCAD, V1.8 Build 186

Top - Middle/Area Scan (51x181x1): Measurement grid: dx=15mm, dy=15mm
 Maximum value of SAR (interpolated) = 0.578 mW/g

Top - Middle/Zoom Scan (5x5x7) (5x5x7)/Cube 0: Measurement grid: dx=8mm, dy=8mm, dz=5mm

Reference Value = 20.2 V/m; Power Drift = 0.100 dB

Peak SAR (extrapolated) = 1.25 W/kg


SAR(1 g) = 0.533 mW/g; SAR(10 g) = 0.220 mW/g

Maximum value of SAR (measured) = 0.602 mW/g

075: Back of EUT Facing Phantom LTE FDD 4 20MHz 1RB High CH20300 Sensor Inactive

Date: 21/04/2015

DUT: Inari 8; Type: Tablet



0 dB = 0.978 W/kg = -0.09 dBW/kg

Communication System: UID 0, LTE FDD Bands - 20MHz Channel BW (0); Frequency: 1745 MHz; Duty Cycle: 1:1
 Medium: 1800MHz MSL Medium parameters used (interpolated): $f = 1745$ MHz; $\sigma = 1.498$ S/m; $\epsilon_r = 53.169$; $\rho = 1000$ kg/m³
 Phantom section: Flat Section

DASY4 Configuration:

- Probe: EX3DV4 - SN3994; ConvF(8.18, 8.18, 8.18); Calibrated: 07/05/2014;
- Sensor-Surface: 4mm (Mechanical Surface Detection)
- Electronics: DAE3 Sn450; Calibrated: 16/09/2014
- Phantom: ELI v5.0; Type: QDOVA002AA; Serial: TP:xxxx
- ; SEMCAD X Version 14.6.10 (7164)

Configuration/Back -/Area Scan (131x111x1): Interpolated grid: dx=1.500 mm, dy=1.500 mm

Maximum value of SAR (interpolated) = 0.978 W/kg

Configuration/Back -/Zoom Scan (5x5x7) (5x5x7)/Cube 0: Measurement grid: dx=8mm, dy=8mm, dz=5mm

Reference Value = 12.569 V/m; Power Drift = 0.10 dB

Peak SAR (extrapolated) = 1.46 W/kg

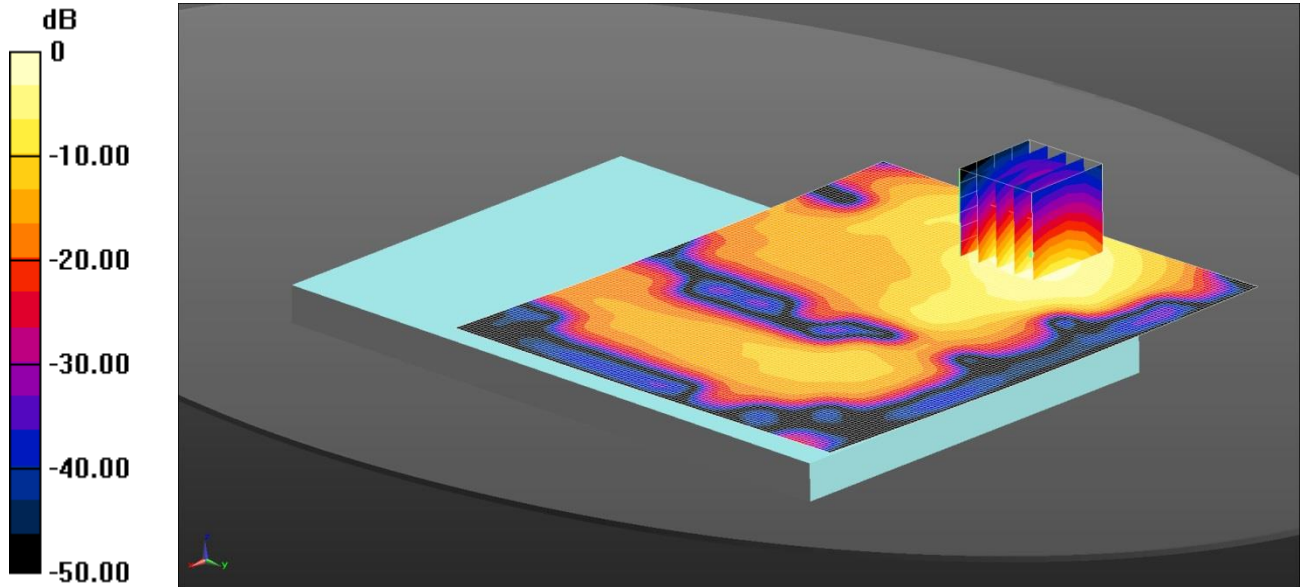
SAR(1 g) = 0.886 W/kg; SAR(10 g) = 0.507 W/kg

Maximum value of SAR (measured) = 0.969 W/kg

076: Back of EUT Facing Phantom LTE FDD 4 20MHz 1RB High CH20175 Sensor Inactive

Date: 21/04/2015

DUT: Inari 8; Type: Tablet



0 dB = 0.949 W/kg = -0.23 dBW/kg

Communication System: UID 0, LTE FDD Bands - 20MHz Channel BW (0); Frequency: 1732.5 MHz; Duty Cycle: 1:1
 Medium: 1800MHz MSL Medium parameters used (interpolated): $f = 1732.5$ MHz; $\sigma = 1.487$ S/m; $\epsilon_r = 53.206$; $\rho = 1000$ kg/m³

Phantom section: Flat Section

DASY4 Configuration:

- Probe: EX3DV4 - SN3994; ConvF(8.18, 8.18, 8.18); Calibrated: 07/05/2014;
- Sensor-Surface: 4mm (Mechanical Surface Detection)
- Electronics: DAE3 Sn450; Calibrated: 16/09/2014
- Phantom: ELI v5.0; Type: QDOVA002AA; Serial: TP:xxxx
- ; SEMCAD X Version 14.6.10 (7164)

Configuration/Back - Low/Area Scan (131x111x1): Interpolated grid: dx=1.500 mm, dy=1.500 mm

Maximum value of SAR (interpolated) = 0.949 W/kg

Configuration/Back - Low/Zoom Scan (5x5x7) (5x5x7)/Cube 0: Measurement grid: dx=8mm, dy=8mm, dz=5mm

Reference Value = 12.827 V/m; Power Drift = 0.11 dB

Peak SAR (extrapolated) = 1.38 W/kg


SAR(1 g) = 0.864 W/kg; SAR(10 g) = 0.497 W/kg

Maximum value of SAR (measured) = 0.941 W/kg

077: Back of EUT Facing Phantom LTE FDD 4 20MHz 1RB High CH20050 Sensor Inactive

Date: 21/04/2015

DUT: Inari 8; Type: Tablet



0 dB = 0.878 W/kg = -0.56 dBW/kg

Communication System: UID 0, LTE FDD Bands - 20MHz Channel BW (0); Frequency: 1720 MHz; Duty Cycle: 1:1
 Medium: 1800MHz MSL Medium parameters used (interpolated): $f = 1720$ MHz; $\sigma = 1.476$ S/m; $\epsilon_r = 53.244$; $\rho = 1000$ kg/m³
 Phantom section: Flat Section

DASY4 Configuration:

- Probe: EX3DV4 - SN3994; ConvF(8.18, 8.18, 8.18); Calibrated: 07/05/2014;
- Sensor-Surface: 4mm (Mechanical Surface Detection)
- Electronics: DAE3 Sn450; Calibrated: 16/09/2014
- Phantom: ELI v5.0; Type: QDOVA002AA; Serial: TP:xxxx
- ; SEMCAD X Version 14.6.10 (7164)

Configuration/Back - Low/Area Scan (121x91x1): Interpolated grid: dx=1.500 mm, dy=1.500 mm

Maximum value of SAR (interpolated) = 0.878 W/kg

Configuration/Back - Low/Zoom Scan (5x5x7) (5x5x7)/Cube 0: Measurement grid: dx=8mm, dy=8mm, dz=5mm

Reference Value = 23.223 V/m; Power Drift = 0.01 dB

Peak SAR (extrapolated) = 1.33 W/kg

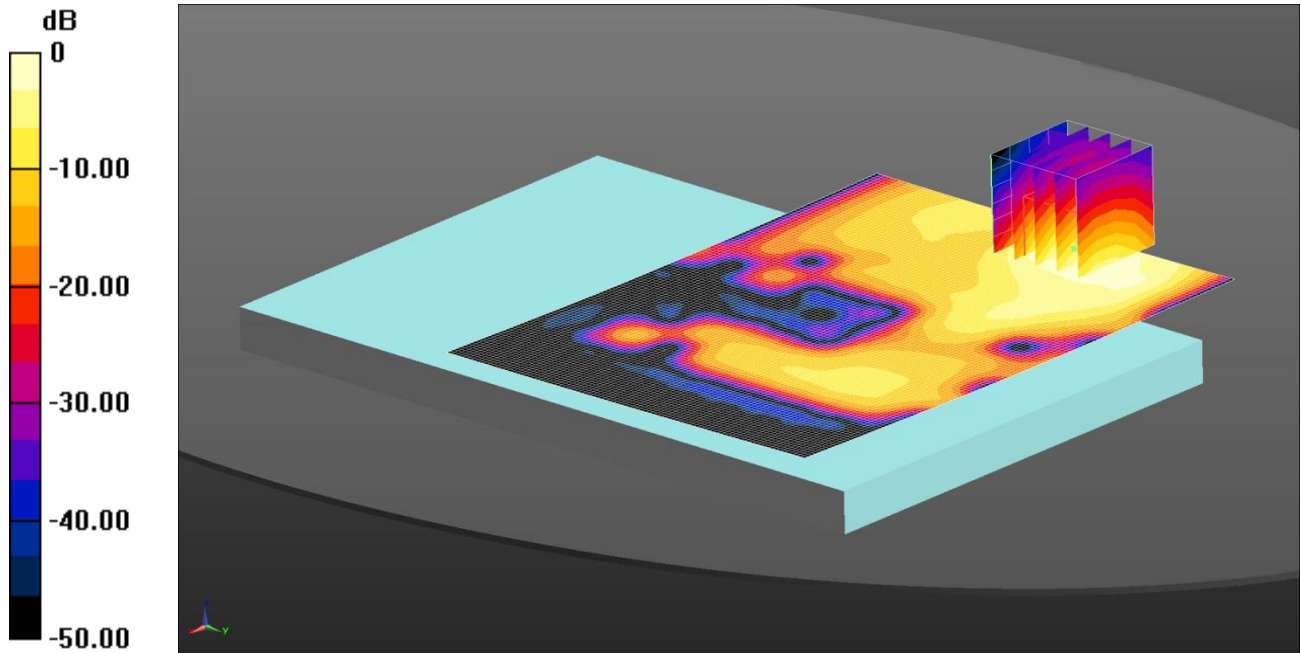
SAR(1 g) = 0.813 W/kg; SAR(10 g) = 0.465 W/kg

Maximum value of SAR (measured) = 0.903 W/kg

078: Back of EUT Facing Phantom LTE FDD 4 20MHz 50%RB High CH20050 Sensor Inactive

Date: 21/04/2015

DUT: Inari 8; Type: Tablet



0 dB = 0.625 W/kg = -2.04 dBW/kg

Communication System: UID 0, LTE FDD Bands - 20MHz Channel BW (0); Frequency: 1720 MHz; Duty Cycle: 1:1
 Medium: 1800MHz MSL Medium parameters used (interpolated): $f = 1720$ MHz; $\sigma = 1.476$ S/m; $\epsilon_r = 53.244$; $\rho = 1000$ kg/m³

Phantom section: Flat Section

DASY4 Configuration:

- Probe: EX3DV4 - SN3994; ConvF(8.18, 8.18, 8.18); Calibrated: 07/05/2014;
- Sensor-Surface: 4mm (Mechanical Surface Detection)
- Electronics: DAE3 Sn450; Calibrated: 16/09/2014
- Phantom: ELI v5.0; Type: QDOVA002AA; Serial: TP:xxxx
- ; SEMCAD X Version 14.6.10 (7164)

Configuration/Back - Low/Area Scan (121x91x1): Interpolated grid: dx=1.500 mm, dy=1.500 mm

Maximum value of SAR (interpolated) = 0.625 W/kg

Configuration/Back - Low/Zoom Scan (5x5x7) (5x5x7)/Cube 0: Measurement grid: dx=8mm, dy=8mm, dz=5mm

Reference Value = 19.964 V/m; Power Drift = 0.04 dB

Peak SAR (extrapolated) = 0.998 W/kg

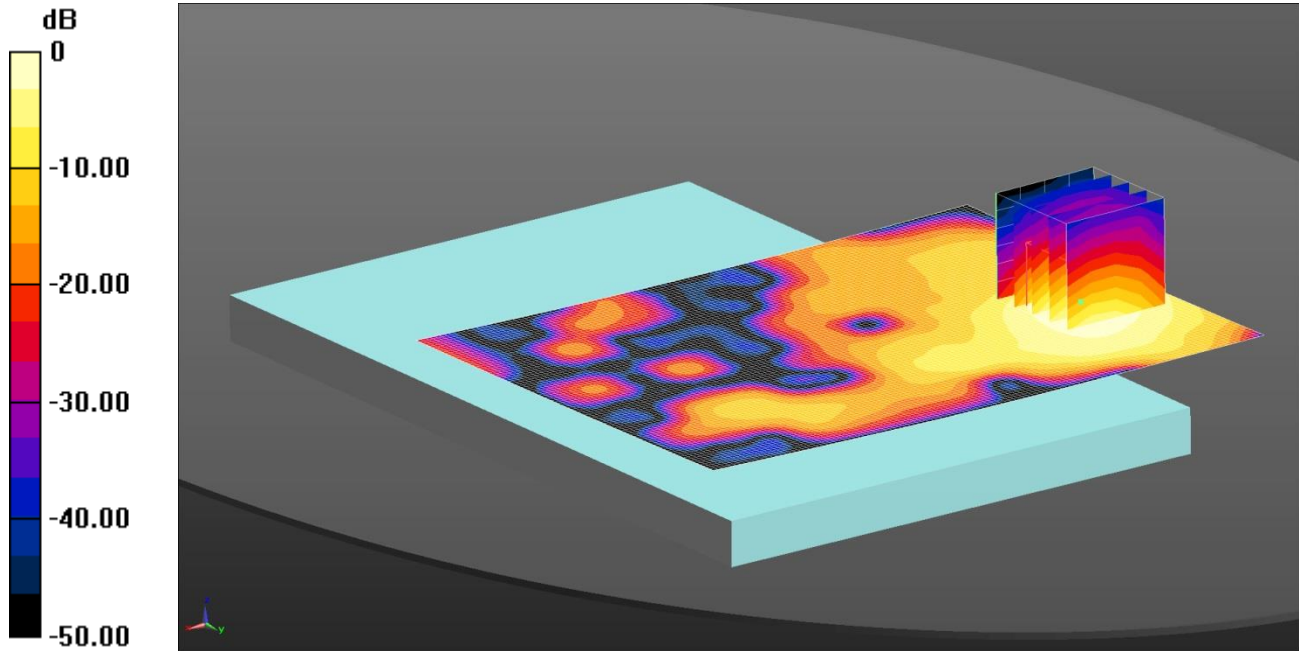
SAR(1 g) = 0.603 W/kg; SAR(10 g) = 0.343 W/kg

Maximum value of SAR (measured) = 0.669 W/kg

079: Back of EUT Facing Phantom LTE FDD 4 20MHz 50%RB High CH20300 Sensor Inactive

Date: 21/04/2015

DUT: Inari 8; Type: Tablet



0 dB = 0.686 W/kg = -1.64 dBW/kg

Communication System: UID 0, LTE FDD Bands - 20MHz Channel BW (0); Frequency: 1745 MHz; Duty Cycle: 1:1
 Medium: 1800MHz MSL Medium parameters used (interpolated): $f = 1745$ MHz; $\sigma = 1.498$ S/m; $\epsilon_r = 53.169$; $\rho = 1000$ kg/m³
 Phantom section: Flat Section

DASY4 Configuration:

- Probe: EX3DV4 - SN3994; ConvF(8.18, 8.18, 8.18); Calibrated: 07/05/2014;
- Sensor-Surface: 4mm (Mechanical Surface Detection)
- Electronics: DAE3 Sn450; Calibrated: 16/09/2014
- Phantom: ELI v5.0; Type: QDOVA002AA; Serial: TP:xxxx
- ; SEMCAD X Version 14.6.10 (7164)

Configuration/Back - Low/Area Scan (121x91x1): Interpolated grid: dx=1.500 mm, dy=1.500 mm

Maximum value of SAR (interpolated) = 0.686 W/kg

Configuration/Back - Low/Zoom Scan (5x5x7) (5x5x7)/Cube 0: Measurement grid: dx=8mm, dy=8mm, dz=5mm

Reference Value = 20.066 V/m; Power Drift = 0.05 dB

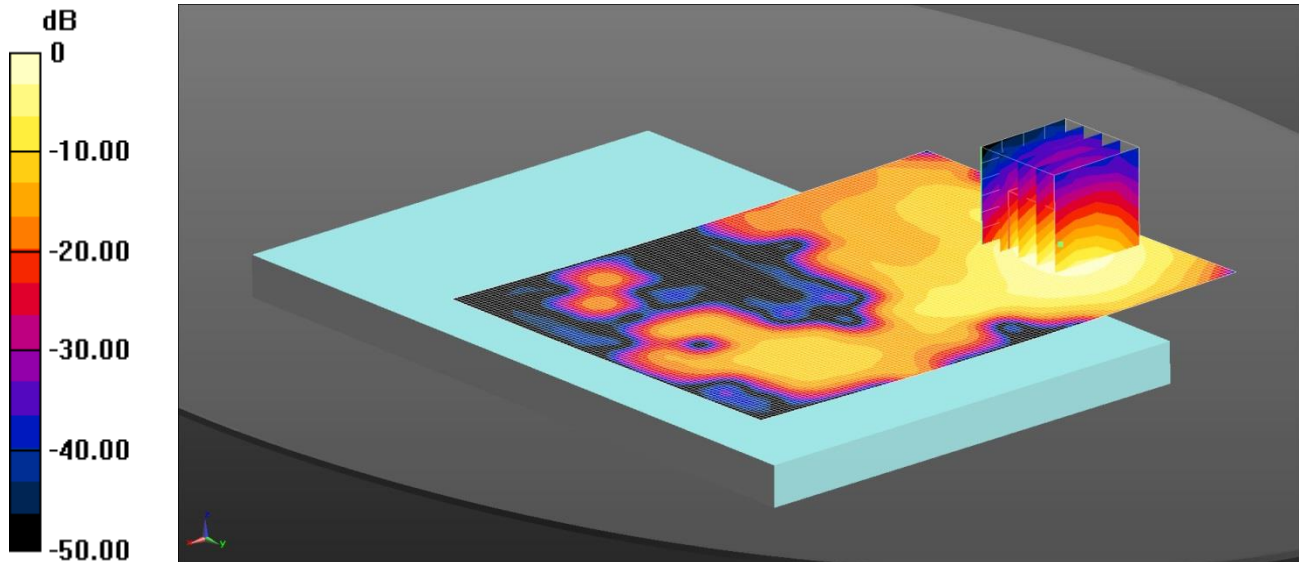
Peak SAR (extrapolated) = 1.05 W/kg

SAR(1 g) = 0.640 W/kg; SAR(10 g) = 0.367 W/kg

Maximum value of SAR (measured) = 0.705 W/kg

080: Back of EUT Facing Phantom LTE FDD 4 20MHz 50%RB High CH20175 Sensor Inactive
 Date: 21/04/2015

DUT: Inari 8; Type: Tablet



0 dB = 0.703 W/kg = -1.53 dBW/kg

Communication System: UID 0, LTE FDD Bands - 20MHz Channel BW (0); Frequency: 1732.5 MHz; Duty Cycle: 1:1
 Medium: 1800MHz MSL Medium parameters used (interpolated): $f = 1732.5$ MHz; $\sigma = 1.487$ S/m; $\epsilon_r = 53.206$; $\rho = 1000$ kg/m³

Phantom section: Flat Section

DASY4 Configuration:

- Probe: EX3DV4 - SN3994; ConvF(8.18, 8.18, 8.18); Calibrated: 07/05/2014;
- Sensor-Surface: 4mm (Mechanical Surface Detection)
- Electronics: DAE3 Sn450; Calibrated: 16/09/2014
- Phantom: ELI v5.0; Type: QDOVA002AA; Serial: TP:xxxx
- ; SEMCAD X Version 14.6.10 (7164)

Configuration/Back - Low/Area Scan (121x91x1): Interpolated grid: dx=1.500 mm, dy=1.500 mm

Maximum value of SAR (interpolated) = 0.703 W/kg

Configuration/Back - Low/Zoom Scan (5x5x7) (5x5x7)/Cube 0: Measurement grid: dx=8mm, dy=8mm, dz=5mm

Reference Value = 19.854 V/m; Power Drift = 0.01 dB

Peak SAR (extrapolated) = 1.04 W/kg

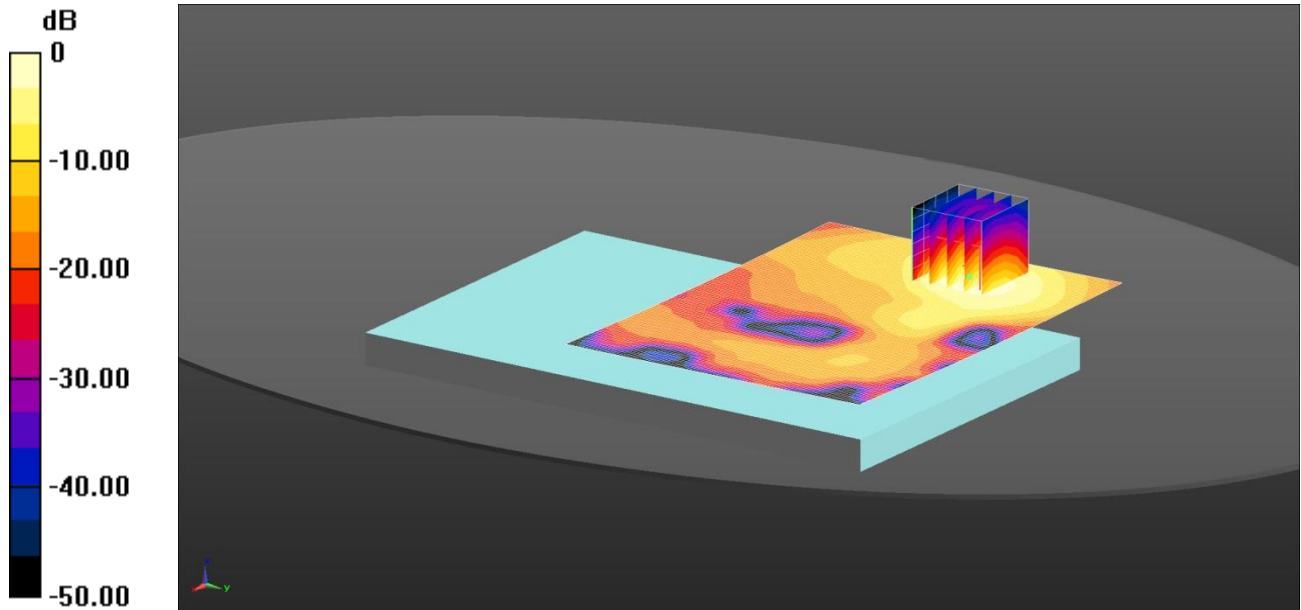
SAR(1 g) = 0.633 W/kg; SAR(10 g) = 0.361 W/kg

Maximum value of SAR (measured) = 0.702 W/kg

081: Back of EUT Facing Phantom LTE FDD 4 20MHz 100%RB CH20300 Sensor Inactive

Date: 23/04/2015

DUT: Inari 8; Type: Tablet



0 dB = 0.839 W/kg = -0.76 dBW/kg

Communication System: UID 0, LTE FDD Bands - 20MHz Channel BW (0); Frequency: 1745 MHz; Duty Cycle: 1:1
 Medium: 1800MHz MSL Medium parameters used (interpolated): $f = 1745$ MHz; $\sigma = 1.498$ S/m; $\epsilon_r = 53.169$; $\rho = 1000$ kg/m³
 Phantom section: Flat Section
 DASY4 Configuration:
 - Probe: EX3DV4 - SN3994; ConvF(8.18, 8.18, 8.18); Calibrated: 07/05/2014;
 - Sensor-Surface: 4mm (Mechanical Surface Detection)
 - Electronics: DAE3 Sn450; Calibrated: 16/09/2014
 - Phantom: ELI v5.0; Type: QDOVA002AA; Serial: TP:xxxx
 - ; SEMCAD X Version 14.6.10 (7164)

Configuration/Back - Low/Area Scan (121x91x1): Interpolated grid: dx=1.500 mm, dy=1.500 mm

Maximum value of SAR (interpolated) = 0.839 W/kg

Configuration/Back - Low/Zoom Scan (5x5x7) (5x5x7)/Cube 0: Measurement grid: dx=8mm, dy=8mm, dz=5mm

Reference Value = 20.801 V/m; Power Drift = 0.04 dB

Peak SAR (extrapolated) = 1.20 W/kg

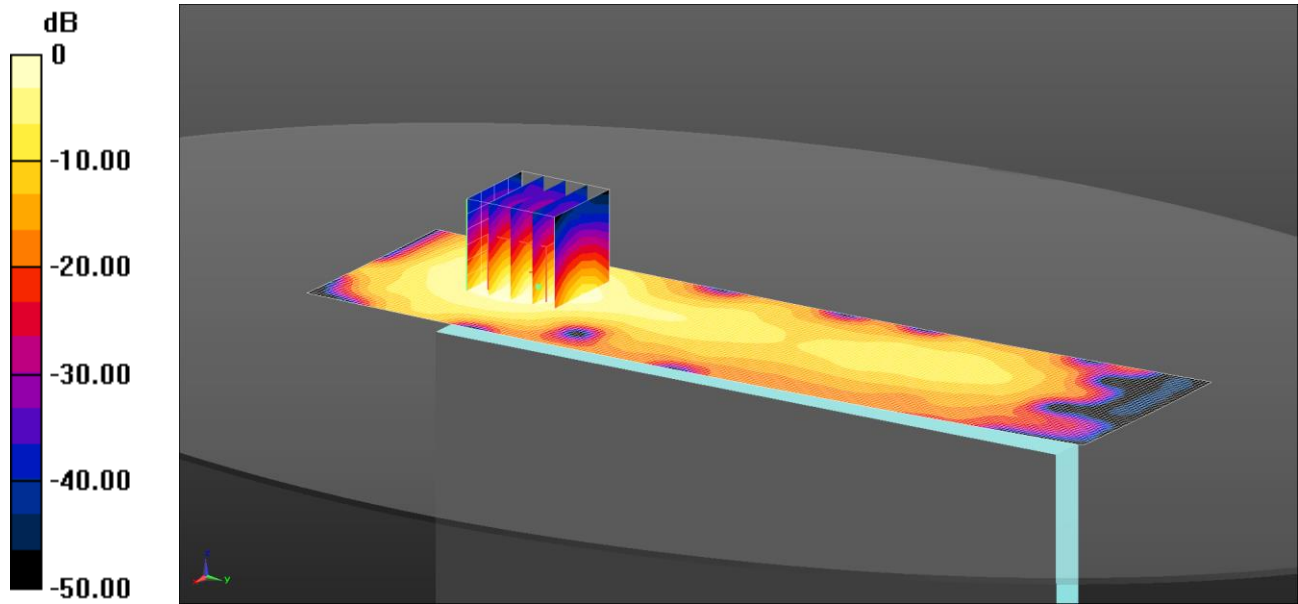
SAR(1 g) = 0.728 W/kg; SAR(10 g) = 0.415 W/kg

Maximum value of SAR (measured) = 0.802 W/kg

082: Top of EUT Facing Phantom LTE FDD 4 20MHz 1RB High CH20300 Sensor Inactive

Date: 23/04/15

DUT: Inari 8; Type: Tablet



0 dB = 0.812 W/kg = -0.90 dBW/kg

Communication System: UID 0, LTE FDD Bands - 20MHz Channel BW (0); Frequency: 1745 MHz; Duty Cycle: 1:1
 Medium: 1800MHz MSL Medium parameters used (interpolated): f = 1745 MHz; $\sigma = 1.498$ S/m; $\epsilon_r = 53.169$; $\rho = 1000$ kg/m³
 Phantom section: Flat Section

DASY4 Configuration:

- Probe: EX3DV4 - SN3994; ConvF(8.18, 8.18, 8.18); Calibrated: 07/05/14;
- Sensor-Surface: 4mm (Mechanical Surface Detection)
- Electronics: DAE3 Sn450; Calibrated: 16/09/14
- Phantom: ELI v5.0; Type: QDOVA002AA; Serial: TP:xxxx
- ; SEMCAD X Version 14.6.10 (7331)

Configuration/Top -/Area Scan (51x191x1): Interpolated grid: dx=1.500 mm, dy=1.500 mm

Maximum value of SAR (interpolated) = 0.812 W/kg

Configuration/Top -/Zoom Scan (5x5x7) (5x5x7)/Cube 0: Measurement grid: dx=8mm, dy=8mm, dz=5mm

Reference Value = 8.463 V/m; Power Drift = 0.01 dB

Peak SAR (extrapolated) = 1.12 W/kg

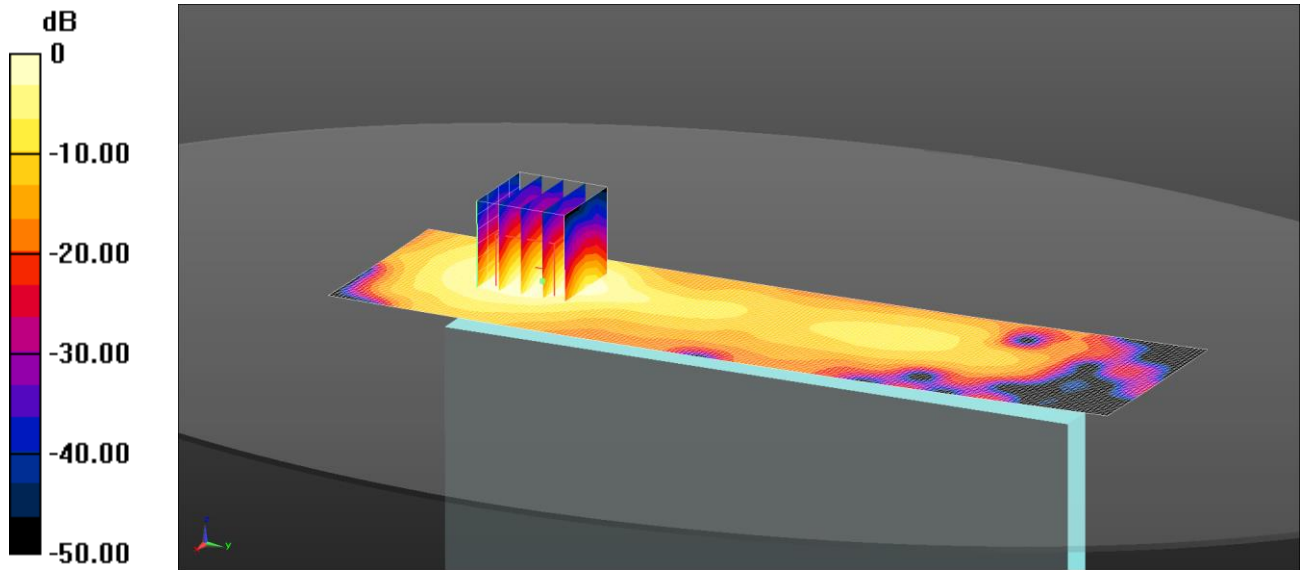
SAR(1 g) = 0.736 W/kg; SAR(10 g) = 0.446 W/kg

Maximum value of SAR (measured) = 0.810 W/kg

083: Top of EUT Facing Phantom LTE FDD 4 20MHz 1RB High CH20175 Sensor Inactive

Date: 23/04/2015

DUT: Inari 8; Type: Tablet



0 dB = 0.891 W/kg = -0.50 dBW/kg

Communication System: UID 0, LTE FDD Bands - 20MHz Channel BW (0); Frequency: 1732.5 MHz; Duty Cycle: 1:1
 Medium: 1800MHz MSL Medium parameters used (interpolated): $f = 1732.5$ MHz; $\sigma = 1.487$ S/m; $\epsilon_r = 53.206$; $\rho = 1000$ kg/m³

Phantom section: Flat Section

DASY4 Configuration:

- Probe: EX3DV4 - SN3994; ConvF(8.18, 8.18, 8.18); Calibrated: 07/05/2014;
- Sensor-Surface: 4mm (Mechanical Surface Detection)
- Electronics: DAE3 Sn450; Calibrated: 16/09/2014
- Phantom: ELI v5.0; Type: QDOVA002AA; Serial: TP:xxxx
- ; SEMCAD X Version 14.6.10 (7164)

Configuration/Top -/Area Scan (51x191x1): Interpolated grid: dx=1.500 mm, dy=1.500 mm

Maximum value of SAR (interpolated) = 0.891 W/kg

Configuration/Top -/Zoom Scan (5x5x7) (5x5x7)/Cube 0: Measurement grid: dx=8mm, dy=8mm, dz=5mm

Reference Value = 7.339 V/m; Power Drift = -0.01 dB

Peak SAR (extrapolated) = 1.23 W/kg

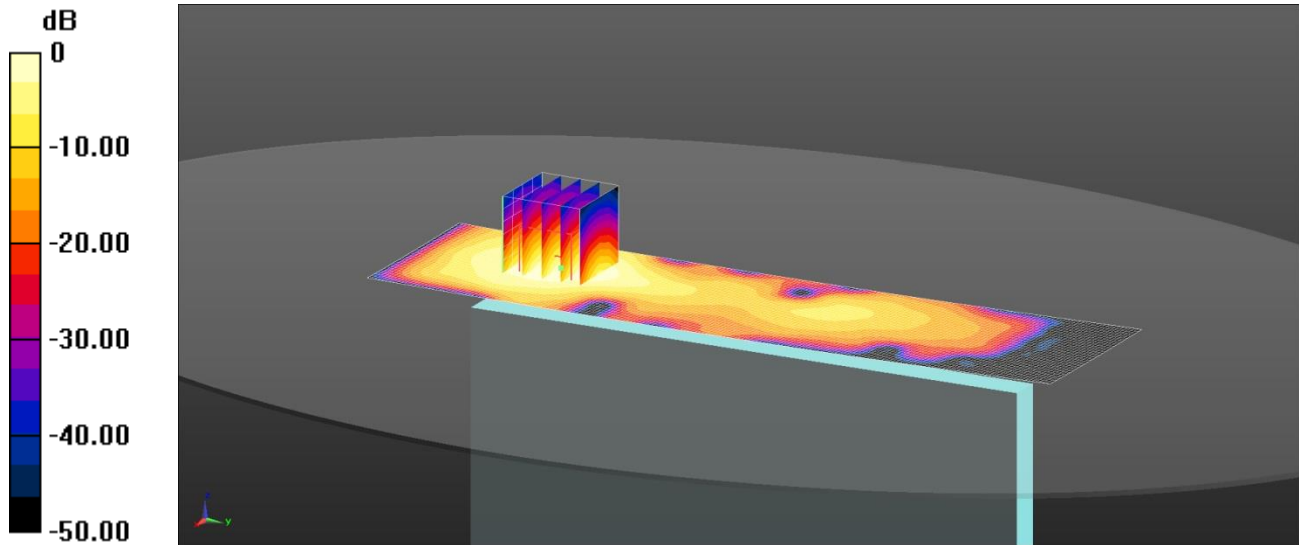
SAR(1 g) = 0.802 W/kg; SAR(10 g) = 0.485 W/kg

Maximum value of SAR (measured) = 0.882 W/kg

084: Top of EUT Facing Phantom LTE FDD 4 20MHz 1RB High CH20050 Sensor Inactive

Date: 23/04/2015

DUT: Inari 8; Type: Tablet



0 dB = 0.910 W/kg = -0.41 dBW/kg

Communication System: UID 0, LTE FDD Bands - 20MHz Channel BW (0); Frequency: 1720 MHz; Duty Cycle: 1:1
 Medium: 1800MHz MSL Medium parameters used (interpolated): f = 1720 MHz; $\sigma = 1.476$ S/m; $\epsilon_r = 53.244$; $\rho = 1000$ kg/m³

Phantom section: Flat Section

DASY4 Configuration:

- Probe: EX3DV4 - SN3994; ConvF(8.18, 8.18, 8.18); Calibrated: 07/05/2014;
- Sensor-Surface: 4mm (Mechanical Surface Detection)
- Electronics: DAE3 Sn450; Calibrated: 16/09/2014
- Phantom: ELI v5.0; Type: QDOVA002AA; Serial: TP:xxxx
- ; SEMCAD X Version 14.6.10 (7164)

Configuration/Top -/Area Scan (51x191x1): Interpolated grid: dx=1.500 mm, dy=1.500 mm

Maximum value of SAR (interpolated) = 0.910 W/kg

Configuration/Top -/Zoom Scan (5x5x7) (5x5x7)/Cube 0: Measurement grid: dx=8mm, dy=8mm, dz=5mm

Reference Value = 6.870 V/m; Power Drift = -0.17 dB

Peak SAR (extrapolated) = 1.25 W/kg

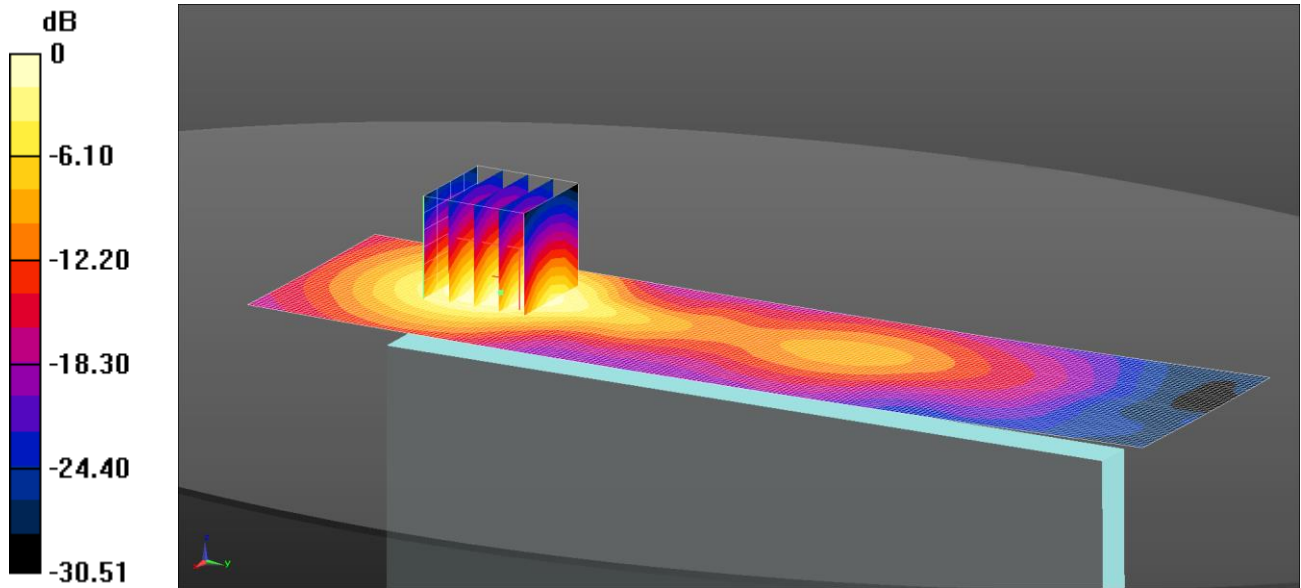
SAR(1 g) = 0.825 W/kg; SAR(10 g) = 0.501 W/kg

Maximum value of SAR (measured) = 0.901 W/kg

085: Top of EUT Facing Phantom LTE FDD 4 20MHz 50%RB High CH20050 Sensor Inactive

Date: 23/04/2015

DUT: Inari 8; Type: Tablet



0 dB = 0.667 W/kg = -1.76 dBW/kg

Communication System: UID 0, LTE FDD Bands - 20MHz Channel BW (0); Frequency: 1720 MHz; Duty Cycle: 1:1
 Medium: 1800MHz MSL Medium parameters used (interpolated): $f = 1720$ MHz; $\sigma = 1.476$ S/m; $\epsilon_r = 53.244$; $\rho = 1000$ kg/m³

Phantom section: Flat Section

DASY4 Configuration:

- Probe: EX3DV4 - SN3994; ConvF(8.18, 8.18, 8.18); Calibrated: 07/05/2014;
- Sensor-Surface: 4mm (Mechanical Surface Detection)
- Electronics: DAE3 Sn450; Calibrated: 16/09/2014
- Phantom: ELI v5.0; Type: QDOVA002AA; Serial: TP:xxxx
- ; SEMCAD X Version 14.6.10 (7164)

Configuration/Top -/Area Scan (51x191x1): Interpolated grid: dx=1.500 mm, dy=1.500 mm

Maximum value of SAR (interpolated) = 0.667 W/kg

Configuration/Top -/Zoom Scan (5x5x7) (5x5x7)/Cube 0: Measurement grid: dx=8mm, dy=8mm, dz=5mm

Reference Value = 9.284 V/m; Power Drift = 0.06 dB

Peak SAR (extrapolated) = 0.920 W/kg

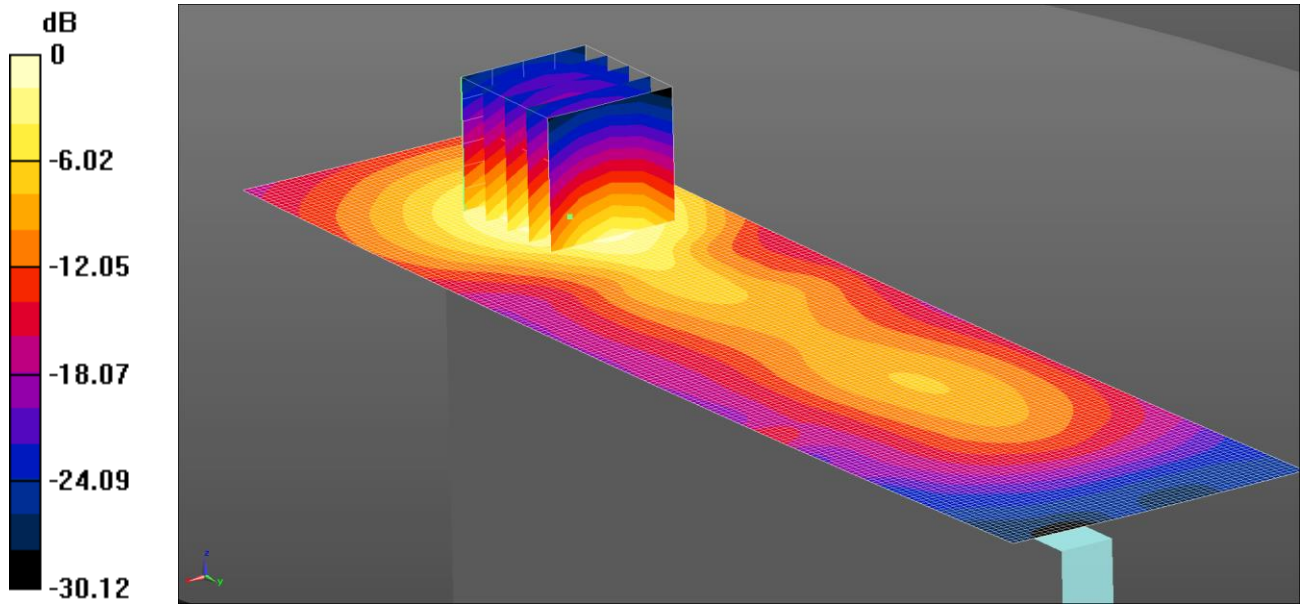
SAR(1 g) = 0.592 W/kg; SAR(10 g) = 0.356 W/kg

Maximum value of SAR (measured) = 0.645 W/kg

086: Top of EUT Facing Phantom LTE FDD 4 20MHz 100%RB CH20300 Sensor Inactive

Date: 23/04/2015

DUT: Inari 8; Type: Tablet



0 dB = 0.647 W/kg = -1.89 dBW/kg

Communication System: UID 0, LTE FDD Bands - 20MHz Channel BW (0); Frequency: 1745 MHz; Duty Cycle: 1:1
 Medium: 1800MHz MSL Medium parameters used (interpolated): $f = 1745 \text{ MHz}$; $\sigma = 1.498 \text{ S/m}$; $\epsilon_r = 53.169$; $\rho = 1000 \text{ kg/m}^3$
 Phantom section: Flat Section

DASY4 Configuration:

- Probe: EX3DV4 - SN3994; ConvF(8.18, 8.18, 8.18); Calibrated: 07/05/2014;
- Sensor-Surface: 4mm (Mechanical Surface Detection)
- Electronics: DAE3 Sn450; Calibrated: 16/09/2014
- Phantom: ELI v5.0; Type: QDOVA002AA; Serial: TP:xxxx
- ; SEMCAD X Version 14.6.10 (7164)

Configuration/Top -/Area Scan (51x191x1): Interpolated grid: $dx=1.500 \text{ mm}$, $dy=1.500 \text{ mm}$

Maximum value of SAR (interpolated) = 0.647 W/kg

Configuration/Top -/Zoom Scan (5x5x7) (5x5x7)/Cube 0: Measurement grid: $dx=8\text{mm}$, $dy=8\text{mm}$, $dz=5\text{mm}$

Reference Value = 11.495 V/m; Power Drift = -0.14 dB

Peak SAR (extrapolated) = 0.892 W/kg

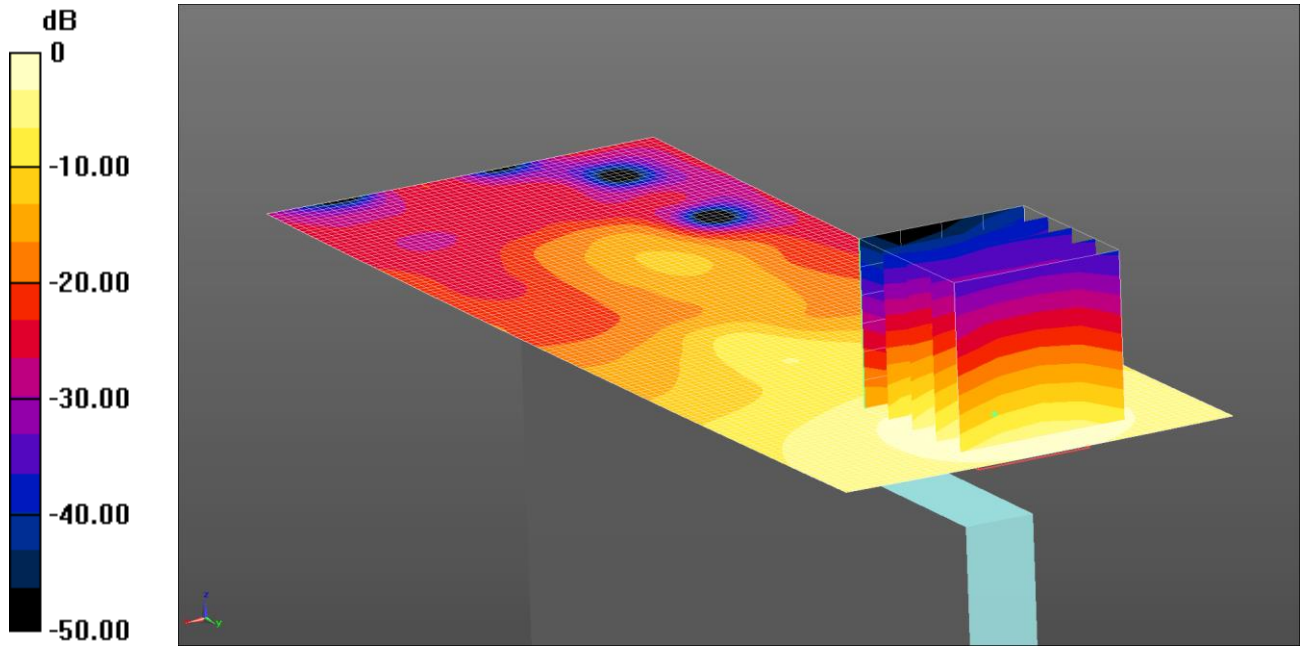
SAR(1 g) = 0.570 W/kg; SAR(10 g) = 0.343 W/kg

Maximum value of SAR (measured) = 0.621 W/kg

087: Left of EUT Facing Phantom LTE FDD 4 20MHz 1RB High CH20300 Sensor Inactive

Date: 23/04/2015

DUT: Inari 8; Type: Tablet



0 dB = 0.288 W/kg = -5.40 dBW/kg

Communication System: UID 0, LTE FDD Bands - 20MHz Channel BW (0); Frequency: 1745 MHz; Duty Cycle: 1:1
 Medium: 1800MHz MSL Medium parameters used (interpolated): $f = 1745$ MHz; $\sigma = 1.498$ S/m; $\epsilon_r = 53.169$; $\rho = 1000$ kg/m³
 Phantom section: Flat Section

DASY4 Configuration:

- Probe: EX3DV4 - SN3994; ConvF(8.18, 8.18, 8.18); Calibrated: 07/05/2014;
- Sensor-Surface: 4mm (Mechanical Surface Detection)
- Electronics: DAE3 Sn450; Calibrated: 16/09/2014
- Phantom: ELI v5.0; Type: QDOVA002AA; Serial: TP:xxxx
- ; SEMCAD X Version 14.6.10 (7164)

Configuration/Left -/Area Scan (51x131x1): Interpolated grid: dx=1.500 mm, dy=1.500 mm

Maximum value of SAR (interpolated) = 0.288 W/kg

Configuration/Left -/Zoom Scan (5x5x7) (5x5x7)/Cube 0: Measurement grid: dx=8mm, dy=8mm, dz=5mm

Reference Value = 13.138 V/m; Power Drift = -0.03 dB

Peak SAR (extrapolated) = 0.442 W/kg

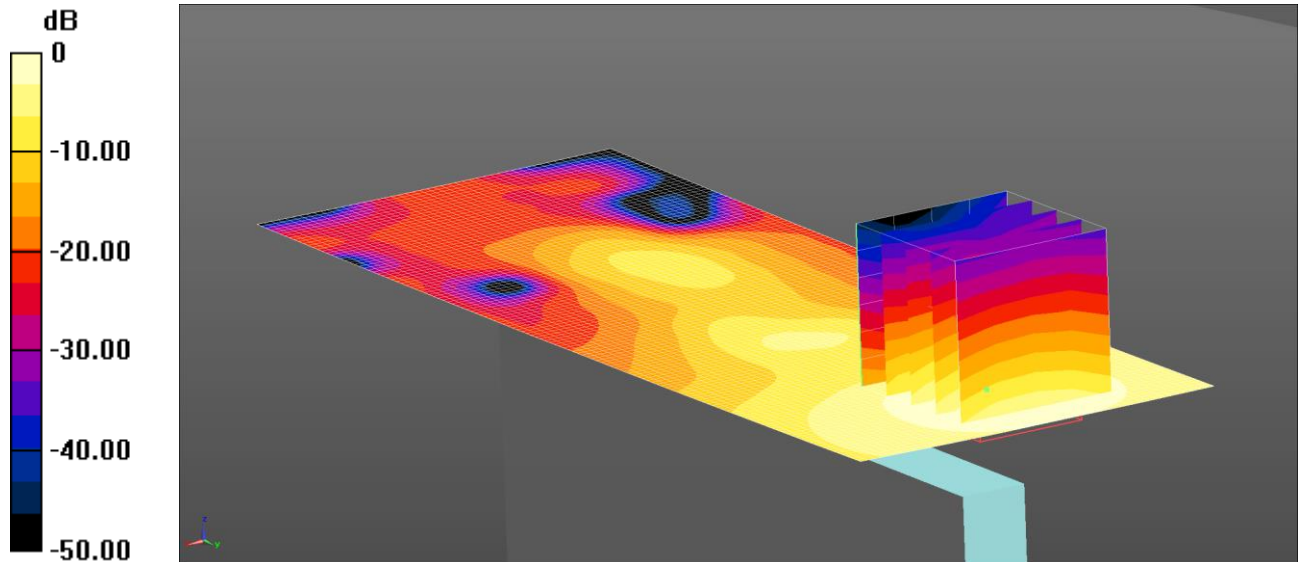
SAR(1 g) = 0.252 W/kg; SAR(10 g) = 0.145 W/kg

Maximum value of SAR (measured) = 0.275 W/kg

088: Left of EUT Facing Phantom LTE FDD 4 20MHz 50%RB High CH20050 Sensor Inactive

Date: 23/04/2015

DUT: Inari 8; Type: Tablet



0 dB = 0.207 W/kg = -6.85 dBW/kg

Communication System: UID 0, LTE FDD Bands - 20MHz Channel BW (0); Frequency: 1720 MHz; Duty Cycle: 1:1
 Medium: 1800MHz MSL Medium parameters used (interpolated): $f = 1720$ MHz; $\sigma = 1.476$ S/m; $\epsilon_r = 53.244$; $\rho = 1000$ kg/m³

Phantom section: Flat Section

DASY4 Configuration:

- Probe: EX3DV4 - SN3994; ConvF(8.18, 8.18, 8.18); Calibrated: 07/05/2014;
- Sensor-Surface: 4mm (Mechanical Surface Detection)
- Electronics: DAE3 Sn450; Calibrated: 16/09/2014
- Phantom: ELI v5.0; Type: QDOVA002AA; Serial: TP:xxxx
- ; SEMCAD X Version 14.6.10 (7164)

Configuration/Left -/Area Scan (51x131x1): Interpolated grid: dx=1.500 mm, dy=1.500 mm

Maximum value of SAR (interpolated) = 0.207 W/kg

Configuration/Left -/Zoom Scan (5x5x7) (5x5x7)/Cube 0: Measurement grid: dx=8mm, dy=8mm, dz=5mm

Reference Value = 11.328 V/m; Power Drift = 0.01 dB

Peak SAR (extrapolated) = 0.317 W/kg

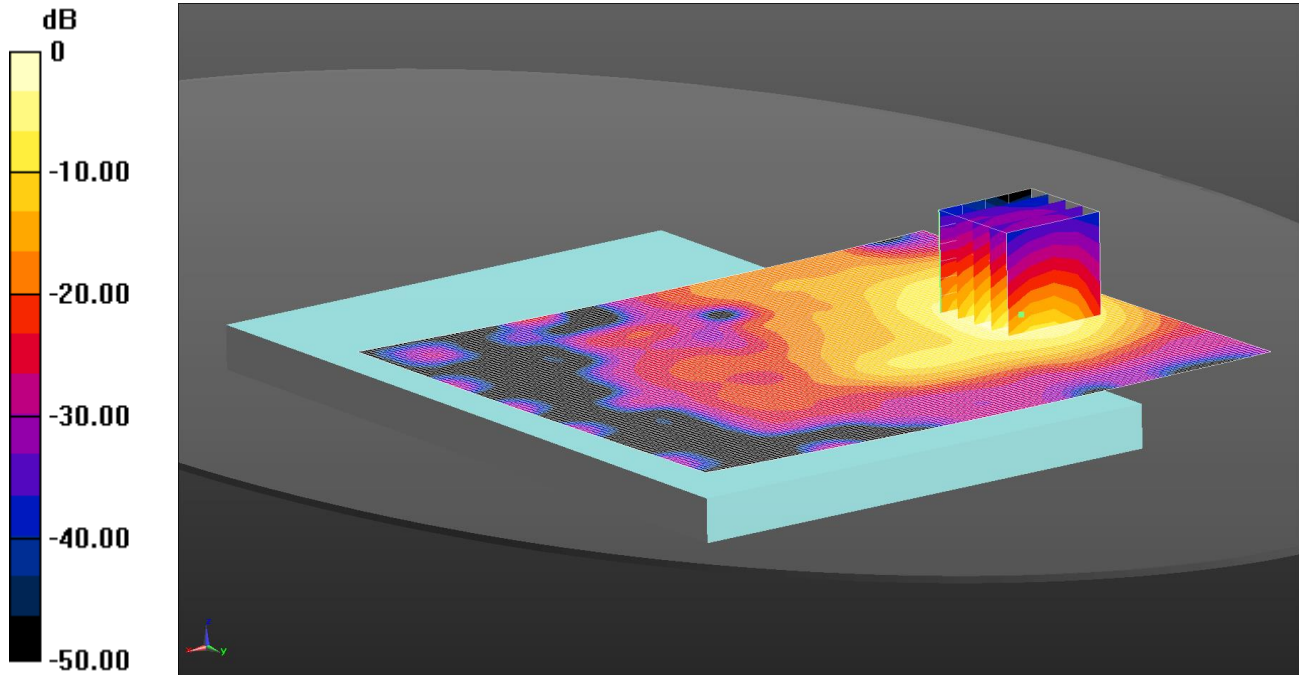
SAR(1 g) = 0.179 W/kg; SAR(10 g) = 0.104 W/kg

Maximum value of SAR (measured) = 0.198 W/kg

089: Back of EUT Facing Phantom LTE FDD 4 20MHz 1RB Middle CH20050 Sensor Active

Date: 23/04/2015

DUT: Inari 8; Type: Tablet



0 dB = 0.848 W/kg = -0.72 dBW/kg

Communication System: UID 0, LTE FDD Bands - 20MHz Channel BW (0); Frequency: 1720 MHz; Duty Cycle: 1:1
 Medium: 1800MHz MSL Medium parameters used (interpolated): $f = 1720$ MHz; $\sigma = 1.476$ S/m; $\epsilon_r = 53.244$; $\rho = 1000$ kg/m³

Phantom section: Flat Section

DASY4 Configuration:

- Probe: EX3DV4 - SN3994; ConvF(8.18, 8.18, 8.18); Calibrated: 07/05/2014;
- Sensor-Surface: 4mm (Mechanical Surface Detection)
- Electronics: DAE3 Sn450; Calibrated: 16/09/2014
- Phantom: ELI v5.0; Type: QDOVA002AA; Serial: TP:xxxx
- ; SEMCAD X Version 14.6.10 (7164)

Configuration/Back -/Area Scan (131x111x1): Interpolated grid: dx=1.500 mm, dy=1.500 mm

Maximum value of SAR (interpolated) = 0.848 W/kg

Configuration/Back -/Zoom Scan (5x5x7) (5x5x7)/Cube 0: Measurement grid: dx=8mm, dy=8mm, dz=5mm

Reference Value = 23.258 V/m; Power Drift = 0.01 dB

Peak SAR (extrapolated) = 1.53 W/kg

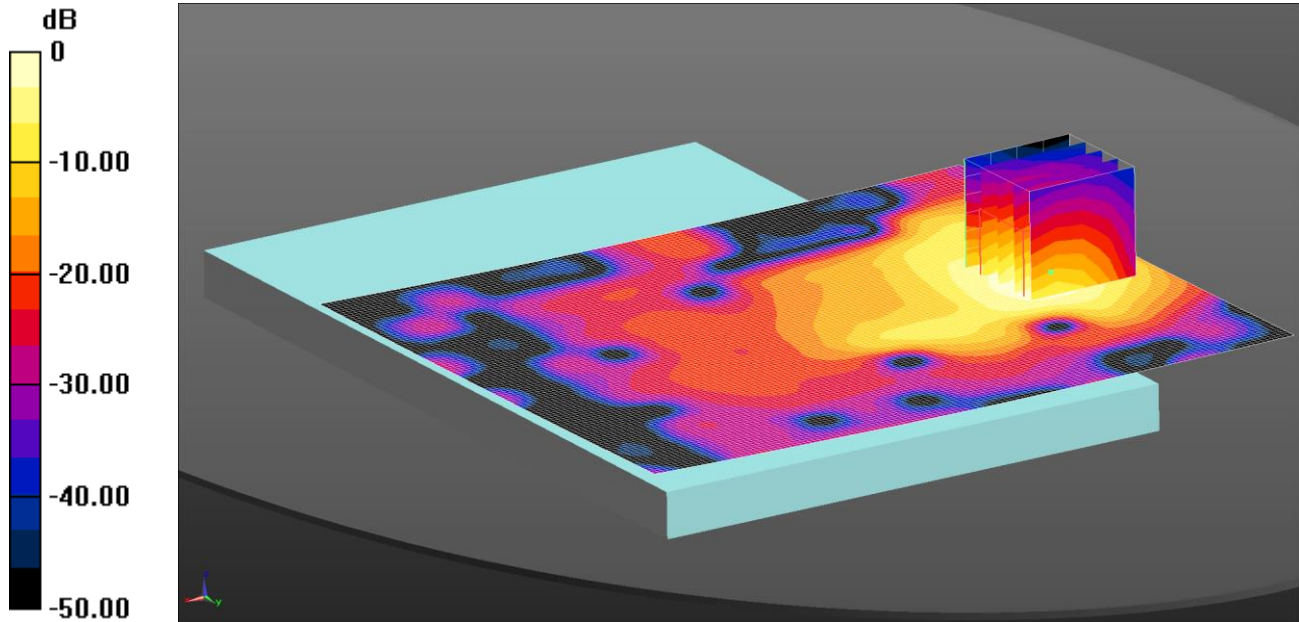
SAR(1 g) = 0.811 W/kg; SAR(10 g) = 0.424 W/kg

Maximum value of SAR (measured) = 0.895 W/kg

090: Back of EUT Facing Phantom LTE FDD 4 20MHz 1RB Middle CH20175 Sensor Active

Date: 23/04/2015

DUT: Inari 8; Type: Tablet



0 dB = 0.639 W/kg = -1.94 dBW/kg

Communication System: UID 0, LTE FDD Bands - 20MHz Channel BW (0); Frequency: 1732.5 MHz; Duty Cycle: 1:1
 Medium: 1800MHz MSL Medium parameters used (interpolated): $f = 1732.5$ MHz; $\sigma = 1.487$ S/m; $\epsilon_r = 53.206$; $\rho = 1000$ kg/m³

Phantom section: Flat Section

DASY4 Configuration:

- Probe: EX3DV4 - SN3994; ConvF(8.18, 8.18, 8.18); Calibrated: 07/05/2014;
- Sensor-Surface: 4mm (Mechanical Surface Detection)
- Electronics: DAE3 Sn450; Calibrated: 16/09/2014
- Phantom: ELI v5.0; Type: QDOVA002AA; Serial: TP:xxxx
- ; SEMCAD X Version 14.6.10 (7164)

Configuration/Back -/Area Scan (131x111x1): Interpolated grid: dx=1.500 mm, dy=1.500 mm

Maximum value of SAR (interpolated) = 0.639 W/kg

Configuration/Back -/Zoom Scan (5x5x7) (5x5x7)/Cube 0: Measurement grid: dx=8mm, dy=8mm, dz=5mm

Reference Value = 19.624 V/m; Power Drift = 0.01 dB

Peak SAR (extrapolated) = 1.09 W/kg

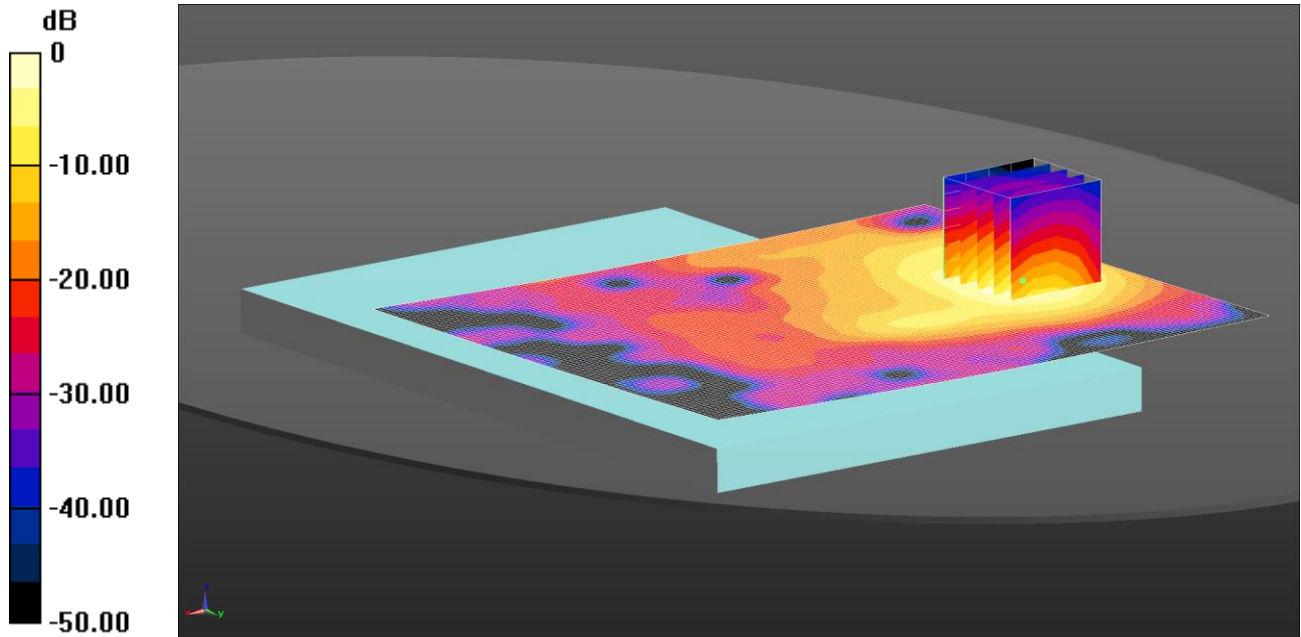
SAR(1 g) = 0.576 W/kg; SAR(10 g) = 0.300 W/kg

Maximum value of SAR (measured) = 0.633 W/kg

091: Back of EUT Facing Phantom LTE FDD 4 20MHz 1RB Middle CH20300 Sensor Active

Date: 23/04/2015

DUT: Inari 8; Type: Tablet



0 dB = 0.675 W/kg = -1.70 dBW/kg

Communication System: UID 0, LTE FDD Bands - 20MHz Channel BW (0); Frequency: 1745 MHz; Duty Cycle: 1:1
 Medium: 1800MHz MSL Medium parameters used (interpolated): $f = 1745$ MHz; $\sigma = 1.498$ S/m; $\epsilon_r = 53.169$; $\rho = 1000$ kg/m³

Phantom section: Flat Section

DASY4 Configuration:

- Probe: EX3DV4 - SN3994; ConvF(8.18, 8.18, 8.18); Calibrated: 07/05/2014;
- Sensor-Surface: 4mm (Mechanical Surface Detection)
- Electronics: DAE3 Sn450; Calibrated: 16/09/2014
- Phantom: ELI v5.0; Type: QDOVA002AA; Serial: TP:xxxx
- ; SEMCAD X Version 14.6.10 (7164)

Configuration/Back -/Area Scan (131x111x1): Interpolated grid: dx=1.500 mm, dy=1.500 mm

Maximum value of SAR (interpolated) = 0.675 W/kg

Configuration/Back -/Zoom Scan (5x5x7) (5x5x7)/Cube 0: Measurement grid: dx=8mm, dy=8mm, dz=5mm

Reference Value = 20.573 V/m; Power Drift = 0.01 dB

Peak SAR (extrapolated) = 1.20 W/kg

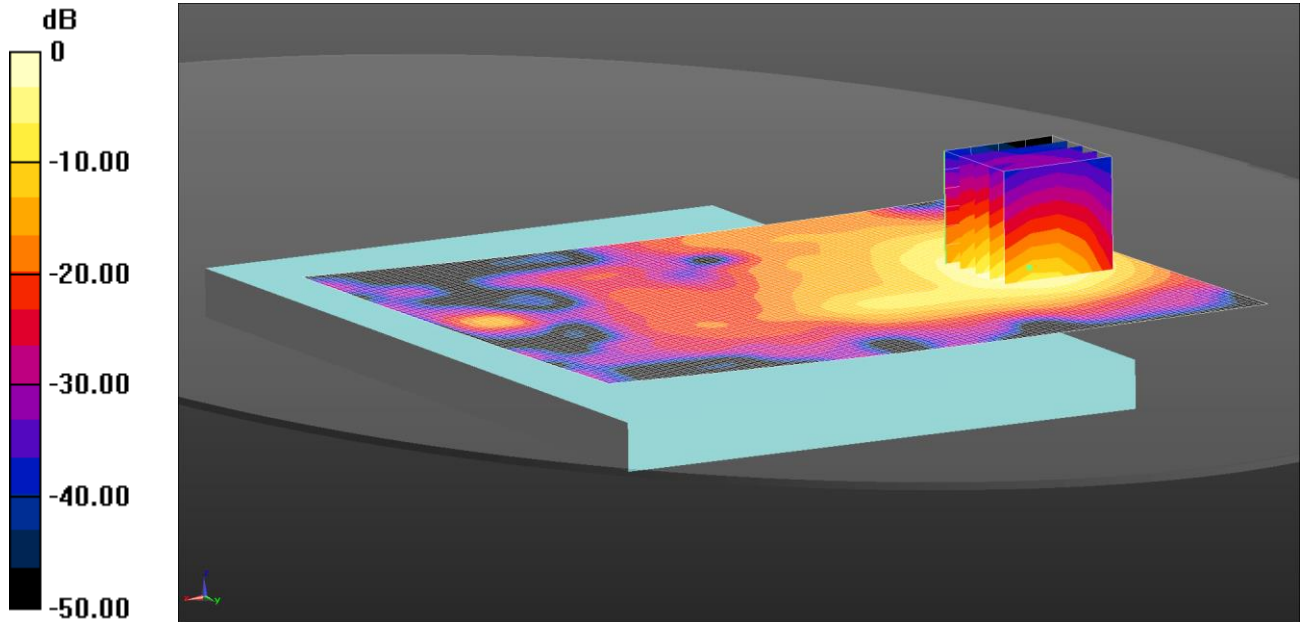
SAR(1 g) = 0.633 W/kg; SAR(10 g) = 0.331 W/kg

Maximum value of SAR (measured) = 0.704 W/kg

092: Back of EUT Facing Phantom LTE FDD 4 20MHz 50%RB Middle CH20050 Sensor Active

Date: 23/04/2015

DUT: Inari 8; Type: Tablet



0 dB = 0.852 W/kg = -0.69 dBW/kg

Communication System: UID 0, LTE FDD Bands - 20MHz Channel BW (0); Frequency: 1720 MHz; Duty Cycle: 1:1
 Medium: 1800MHz MSL Medium parameters used (interpolated): f = 1720 MHz; $\sigma = 1.476$ S/m; $\epsilon_r = 53.244$; $\rho = 1000$ kg/m³

Phantom section: Flat Section

DASY4 Configuration:

- Probe: EX3DV4 - SN3994; ConvF(8.18, 8.18, 8.18); Calibrated: 07/05/2014;
- Sensor-Surface: 4mm (Mechanical Surface Detection)
- Electronics: DAE3 Sn450; Calibrated: 16/09/2014
- Phantom: ELI v5.0; Type: QDOVA002AA; Serial: TP:xxxx
- ; SEMCAD X Version 14.6.10 (7164)

Configuration/Back -/Area Scan (131x111x1): Interpolated grid: dx=1.500 mm, dy=1.500 mm

Maximum value of SAR (interpolated) = 0.852 W/kg

Configuration/Back -/Zoom Scan (5x5x7) (5x5x7)/Cube 0: Measurement grid: dx=8mm, dy=8mm, dz=5mm

Reference Value = 23.358 V/m; Power Drift = 0.00 dB

Peak SAR (extrapolated) = 1.51 W/kg

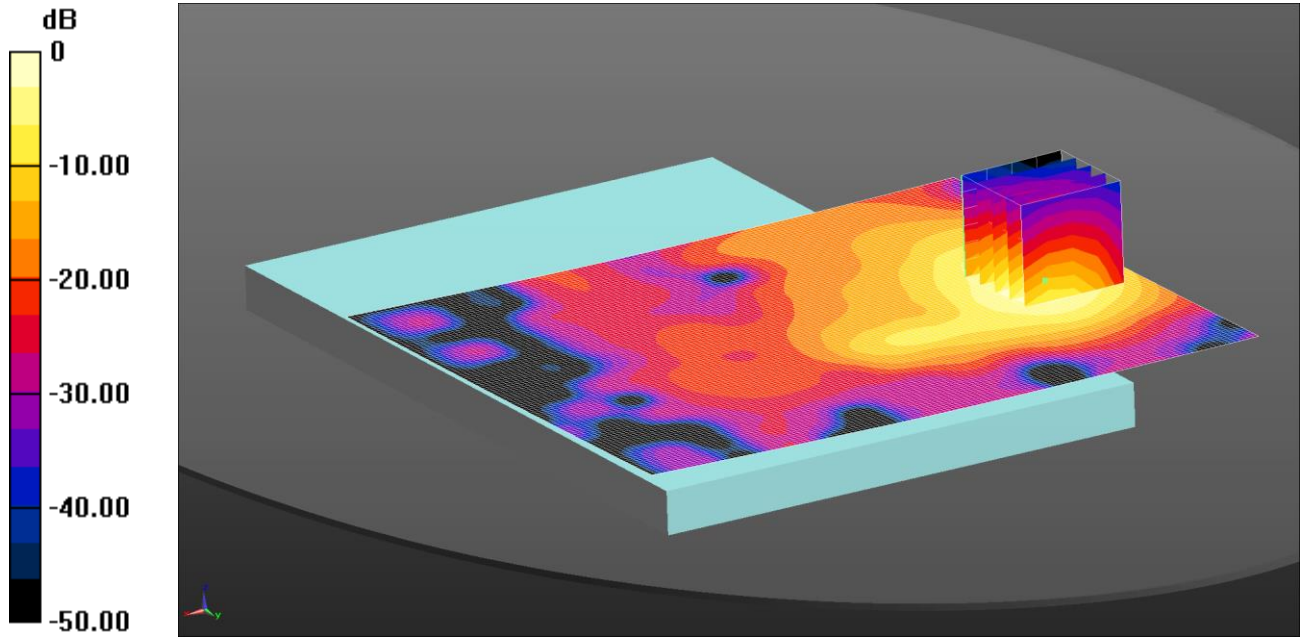
SAR(1 g) = 0.800 W/kg; SAR(10 g) = 0.417 W/kg

Maximum value of SAR (measured) = 0.898 W/kg

093: Back of EUT Facing Phantom LTE FDD 4 20MHz 50%RB Middle CH20175 Sensor Active

Date: 23/04/2015

DUT: Inari 8; Type: Tablet



0 dB = 0.703 W/kg = -1.53 dBW/kg

Communication System: UID 0, LTE FDD Bands - 20MHz Channel BW (0); Frequency: 1732.5 MHz; Duty Cycle: 1:1
 Medium: 1800MHz MSL Medium parameters used (interpolated): $f = 1732.5$ MHz; $\sigma = 1.487$ S/m; $\epsilon_r = 53.206$; $\rho = 1000$ kg/m³

Phantom section: Flat Section

DASY4 Configuration:

- Probe: EX3DV4 - SN3994; ConvF(8.18, 8.18, 8.18); Calibrated: 07/05/2014;
- Sensor-Surface: 4mm (Mechanical Surface Detection)
- Electronics: DAE3 Sn450; Calibrated: 16/09/2014
- Phantom: ELI v5.0; Type: QDOVA002AA; Serial: TP:xxxx
- ; SEMCAD X Version 14.6.10 (7164)

Configuration/Back -/Area Scan (131x111x1): Interpolated grid: dx=1.500 mm, dy=1.500 mm

Maximum value of SAR (interpolated) = 0.703 W/kg

Configuration/Back -/Zoom Scan (5x5x7) (5x5x7)/Cube 0: Measurement grid: dx=8mm, dy=8mm, dz=5mm

Reference Value = 19.663 V/m; Power Drift = 0.03 dB

Peak SAR (extrapolated) = 1.10 W/kg

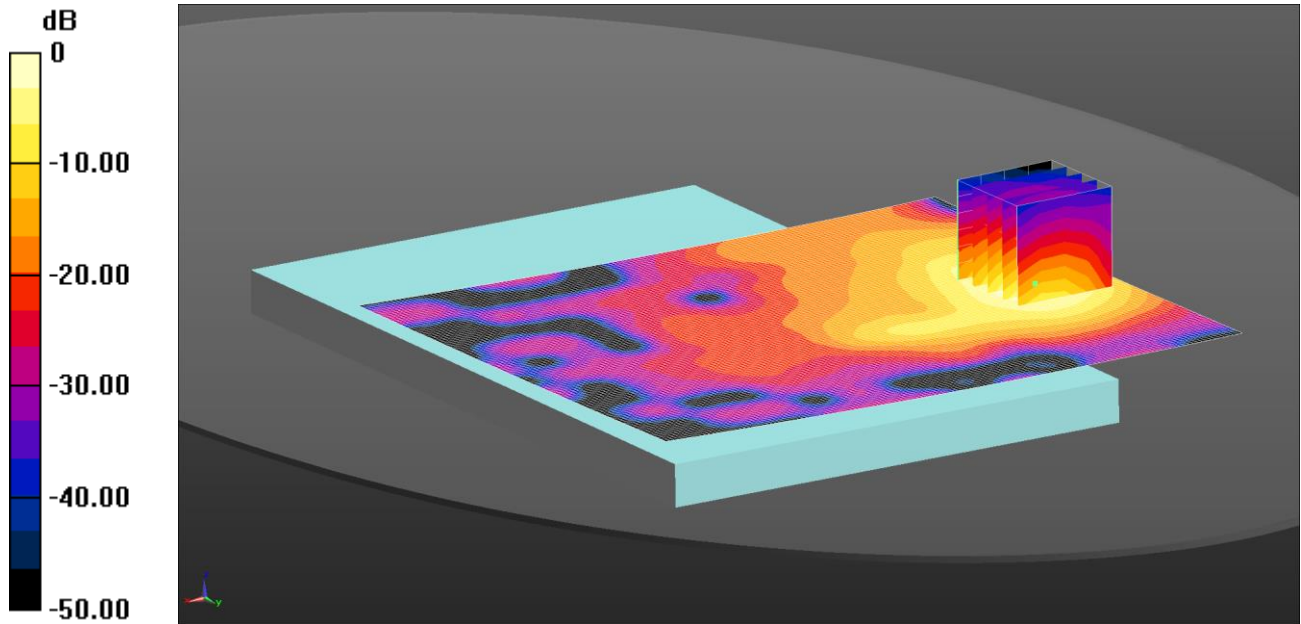
SAR(1 g) = 0.583 W/kg; SAR(10 g) = 0.304 W/kg

Maximum value of SAR (measured) = 0.661 W/kg

094: Back of EUT Facing Phantom LTE FDD 4 20MHz 50%RB Middle CH20300 Sensor Active

Date: 23/04/2015

DUT: Inari 8; Type: Tablet



0 dB = 0.760 W/kg = -1.19 dBW/kg

Communication System: UID 0, LTE FDD Bands - 20MHz Channel BW (0); Frequency: 1745 MHz; Duty Cycle: 1:1
 Medium: 1800MHz MSL Medium parameters used (interpolated): $f = 1745$ MHz; $\sigma = 1.498$ S/m; $\epsilon_r = 53.169$; $\rho = 1000$ kg/m³
 Phantom section: Flat Section

DASY4 Configuration:

- Probe: EX3DV4 - SN3994; ConvF(8.18, 8.18, 8.18); Calibrated: 07/05/2014;
- Sensor-Surface: 4mm (Mechanical Surface Detection)
- Electronics: DAE3 Sn450; Calibrated: 16/09/2014
- Phantom: ELI v5.0; Type: QDOVA002AA; Serial: TP:xxxx
- ; SEMCAD X Version 14.6.10 (7164)

Configuration/Back -/Area Scan (131x111x1): Interpolated grid: dx=1.500 mm, dy=1.500 mm

Maximum value of SAR (interpolated) = 0.760 W/kg

Configuration/Back -/Zoom Scan (5x5x7) (5x5x7)/Cube 0: Measurement grid: dx=8mm, dy=8mm, dz=5mm

Reference Value = 19.603 V/m; Power Drift = -0.02 dB

Peak SAR (extrapolated) = 1.18 W/kg

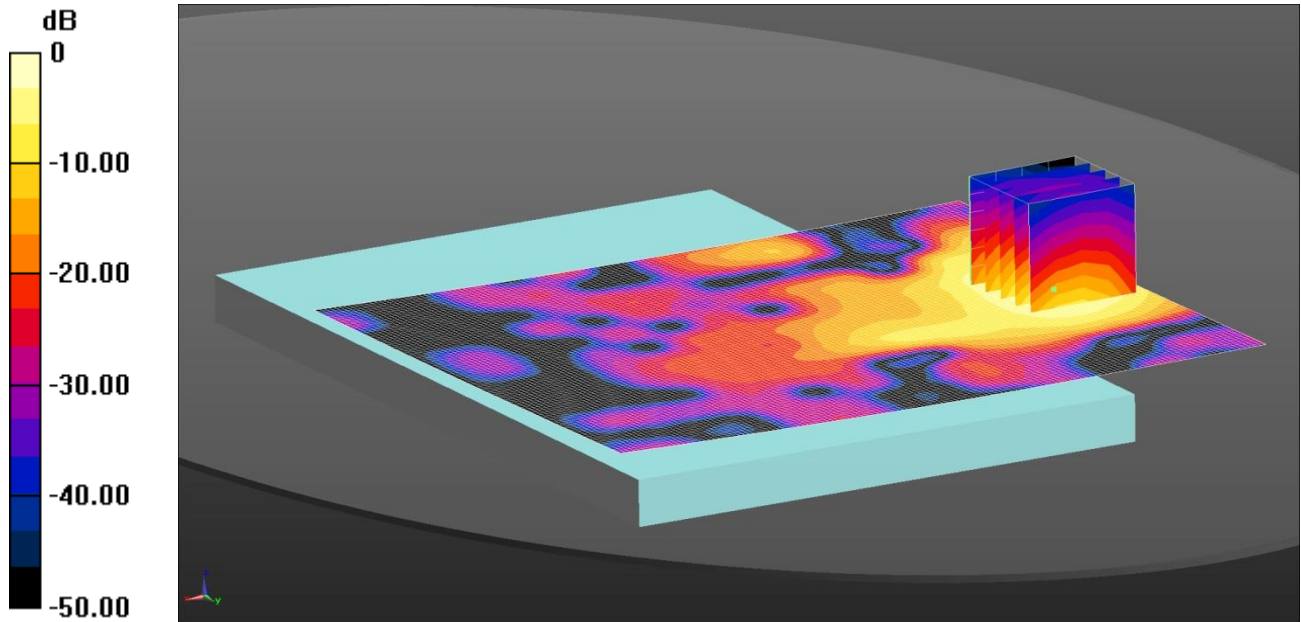
SAR(1 g) = 0.625 W/kg; SAR(10 g) = 0.327 W/kg

Maximum value of SAR (measured) = 0.701 W/kg

095: Back of EUT Facing Phantom LTE FDD 4 20MHz 100%RB CH20300 Sensor Active

Date: 23/04/2015

DUT: Inari 8; Type: Tablet



0 dB = 0.704 W/kg = -1.52 dBW/kg

Communication System: UID 0, LTE FDD Bands - 20MHz Channel BW (0); Frequency: 1745 MHz; Duty Cycle: 1:1
 Medium: 1800MHz MSL Medium parameters used (interpolated): $f = 1745$ MHz; $\sigma = 1.498$ S/m; $\epsilon_r = 53.169$; $\rho = 1000$ kg/m³
 Phantom section: Flat Section

DASY4 Configuration:

- Probe: EX3DV4 - SN3994; ConvF(8.18, 8.18, 8.18); Calibrated: 07/05/2014;
- Sensor-Surface: 4mm (Mechanical Surface Detection)
- Electronics: DAE3 Sn450; Calibrated: 16/09/2014
- Phantom: ELI v5.0; Type: QDOVA002AA; Serial: TP:xxxx
- ; SEMCAD X Version 14.6.10 (7164)

Configuration/Back -/Area Scan (131x111x1): Interpolated grid: dx=1.500 mm, dy=1.500 mm

Maximum value of SAR (interpolated) = 0.704 W/kg

Configuration/Back -/Zoom Scan (5x5x7) (5x5x7)/Cube 0: Measurement grid: dx=8mm, dy=8mm, dz=5mm

Reference Value = 20.056 V/m; Power Drift = -0.17 dB

Peak SAR (extrapolated) = 1.19 W/kg

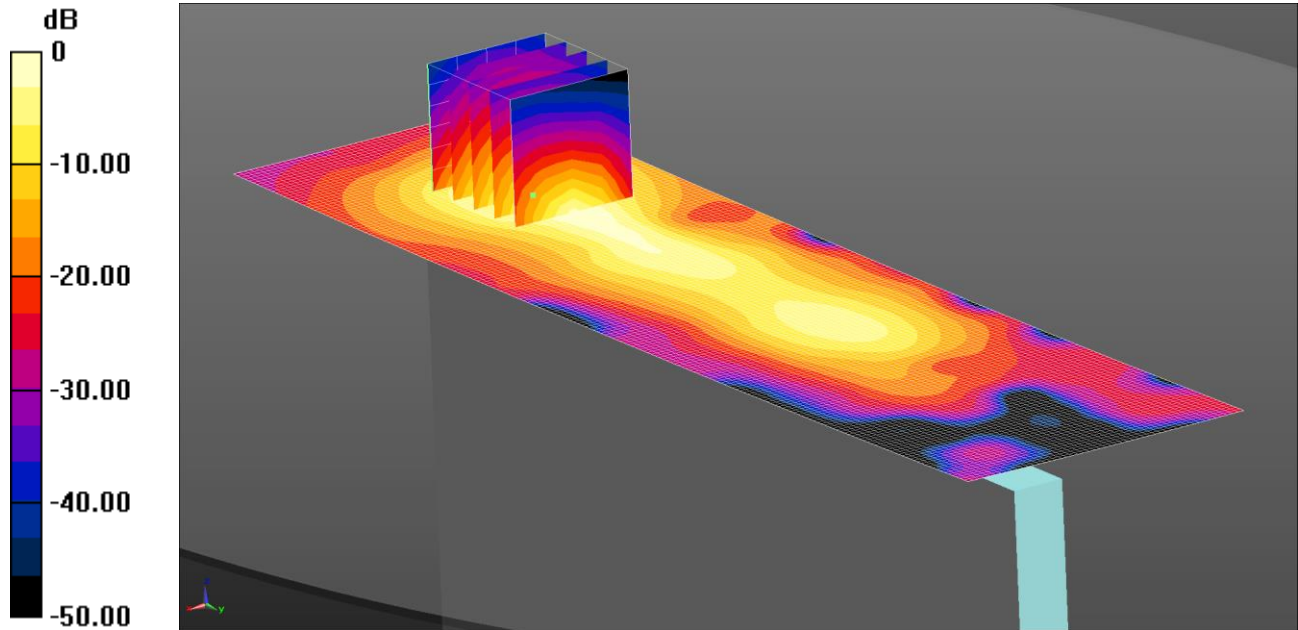
SAR(1 g) = 0.635 W/kg; SAR(10 g) = 0.332 W/kg

Maximum value of SAR (measured) = 0.683 W/kg

096: Top of EUT Facing Phantom LTE FDD 4 20MHz 1RB Middle CH20050 Sensor Active

Date: 23/04/2015

DUT: Inari 8; Type: Tablet



0 dB = 0.488 W/kg = -3.11 dBW/kg

Communication System: UID 0, LTE FDD Bands - 20MHz Channel BW (0); Frequency: 1720 MHz; Duty Cycle: 1:1
 Medium: 1800MHz MSL Medium parameters used (interpolated): f = 1720 MHz; $\sigma = 1.476$ S/m; $\epsilon_r = 53.244$; $\rho = 1000$ kg/m³
 Phantom section: Flat Section

DASY4 Configuration:

- Probe: EX3DV4 - SN3994; ConvF(8.18, 8.18, 8.18); Calibrated: 07/05/2014;
- Sensor-Surface: 4mm (Mechanical Surface Detection)
- Electronics: DAE3 Sn450; Calibrated: 16/09/2014
- Phantom: ELI v5.0; Type: QDOVA002AA; Serial: TP:xxxx
- ; SEMCAD X Version 14.6.10 (7164)

Configuration/Top -/Area Scan (51x191x1): Interpolated grid: dx=1.500 mm, dy=1.500 mm

Maximum value of SAR (interpolated) = 0.488 W/kg

Configuration/Top -/Zoom Scan (5x5x7) (5x5x7)/Cube 0: Measurement grid: dx=8mm, dy=8mm, dz=5mm

Reference Value = 8.060 V/m; Power Drift = 0.13 dB

Peak SAR (extrapolated) = 0.774 W/kg

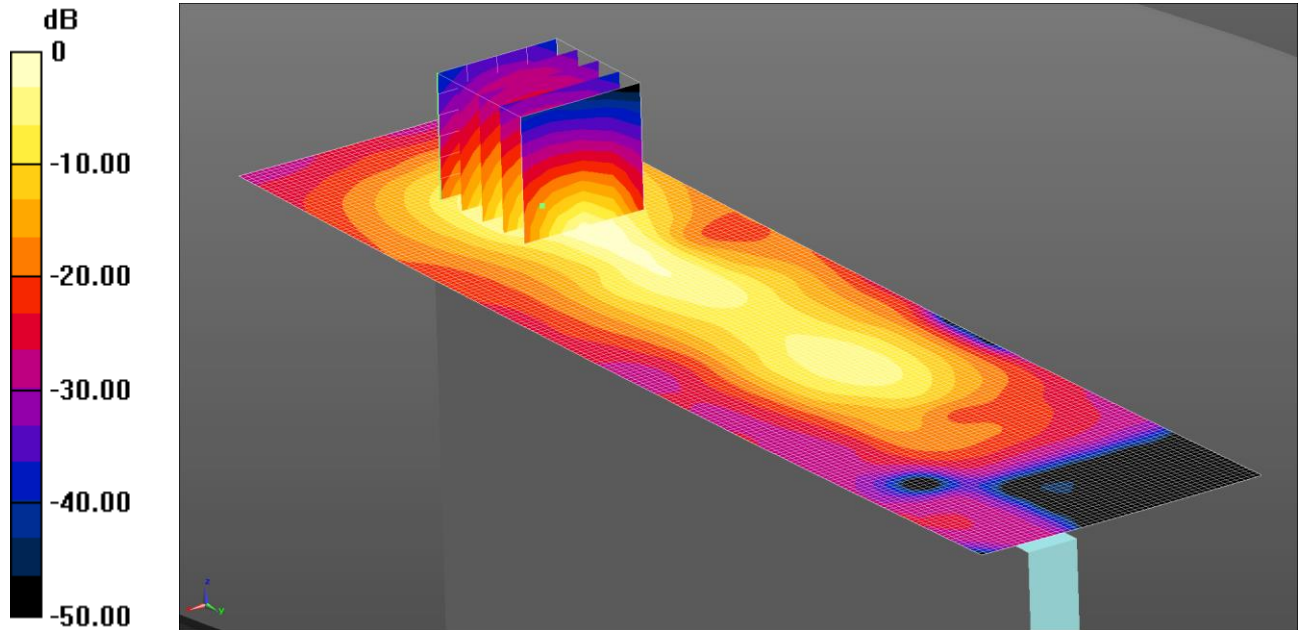
SAR(1 g) = 0.433 W/kg; SAR(10 g) = 0.229 W/kg

Maximum value of SAR (measured) = 0.490 W/kg

097: Top of EUT Facing Phantom LTE FDD 4 20MHz 50%RB Middle CH20050 Sensor Active

Date: 23/04/2015

DUT: Inari 8; Type: Tablet



0 dB = 0.551 W/kg = -2.59 dBW/kg

Communication System: UID 0, LTE FDD Bands - 20MHz Channel BW (0); Frequency: 1720 MHz; Duty Cycle: 1:1
 Medium: 1800MHz MSL Medium parameters used (interpolated): f = 1720 MHz; $\sigma = 1.476$ S/m; $\epsilon_r = 53.244$; $\rho = 1000$ kg/m³
 Phantom section: Flat Section

DASY4 Configuration:

- Probe: EX3DV4 - SN3994; ConvF(8.18, 8.18, 8.18); Calibrated: 07/05/2014;
- Sensor-Surface: 4mm (Mechanical Surface Detection)
- Electronics: DAE3 Sn450; Calibrated: 16/09/2014
- Phantom: ELI v5.0; Type: QDOVA002AA; Serial: TP:xxxx
- ; SEMCAD X Version 14.6.10 (7164)

Configuration/Top -/Area Scan (51x191x1): Interpolated grid: dx=1.500 mm, dy=1.500 mm

Maximum value of SAR (interpolated) = 0.551 W/kg

Configuration/Top -/Zoom Scan (5x5x7) (5x5x7)/Cube 0: Measurement grid: dx=8mm, dy=8mm, dz=5mm

Reference Value = 8.410 V/m; Power Drift = 0.07 dB

Peak SAR (extrapolated) = 0.810 W/kg

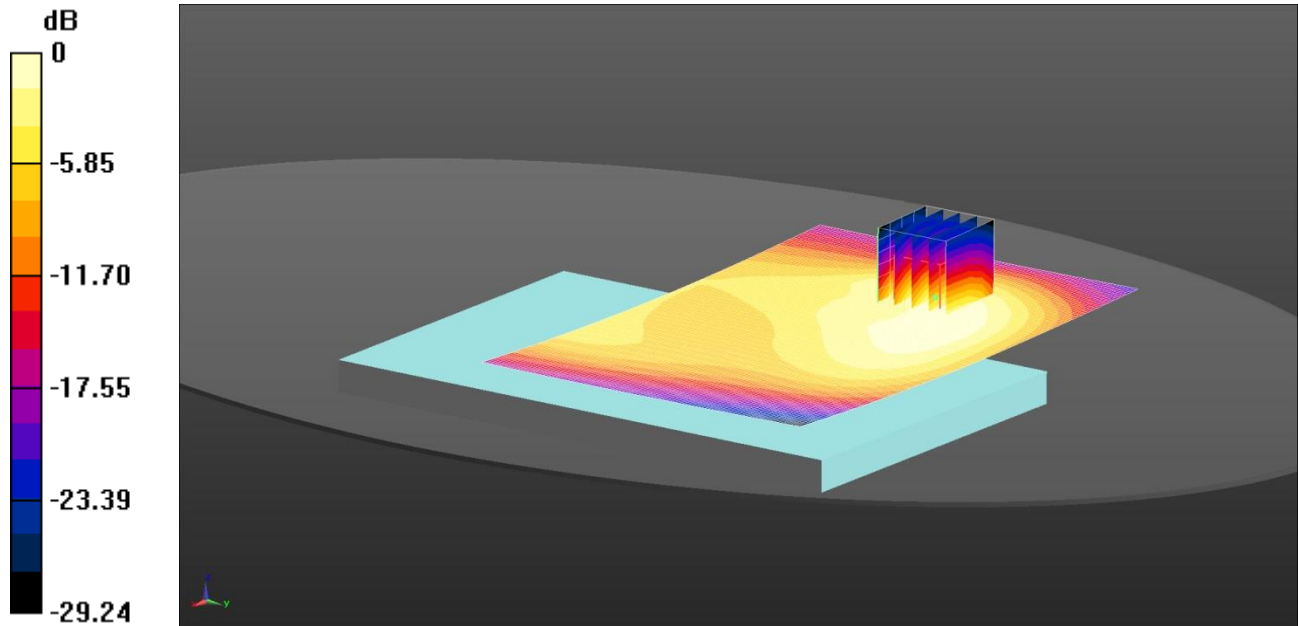
SAR(1 g) = 0.455 W/kg; SAR(10 g) = 0.242 W/kg

Maximum value of SAR (measured) = 0.512 W/kg

098: Back of EUT Facing Phantom LTE FDD 5 10MHz 1RB Middle CH20450 Sensor Inactive

Date: 21/04/15

DUT: Inari 8; Type: Tablet



0 dB = 0.215 W/kg = -6.69 dBW/kg

Communication System: UID 0, LTE Bands - 10MHz Channel BW (0); Frequency: 829 MHz; Duty Cycle: 1:1
 Medium: 900 MHz MSL Medium parameters used (interpolated): $f = 829$ MHz; $\sigma = 0.967$ S/m; $\epsilon_r = 53.435$; $\rho = 1000$ kg/m³
 Phantom section: Flat Section
 DASY4 Configuration:
 - Probe: ET3DV6 - SN1586; ConvF(6.22, 6.22, 6.22); Calibrated: 22/05/14;
 - Sensor-Surface: 4mm (Mechanical Surface Detection)
 - Electronics: DAE3 Sn417; Calibrated: 19/03/15
 - Phantom: ELI v5.0 (30deg probe tilt); Type: QDOVA002AA; Serial: TP:xxxx
 - ; SEMCAD X Version 14.6.10 (7331)

Configuration/Back - Middle/Area Scan (151x101x1): Interpolated grid: dx=1.500 mm, dy=1.500 mm

Maximum value of SAR (interpolated) = 0.215 W/kg

Configuration/Back - Middle/Zoom Scan (5x5x7) (5x5x7)/Cube 0: Measurement grid: dx=8mm, dy=8mm, dz=5mm

Reference Value = 4.658 V/m; Power Drift = 0.19 dB

Peak SAR (extrapolated) = 0.273 W/kg

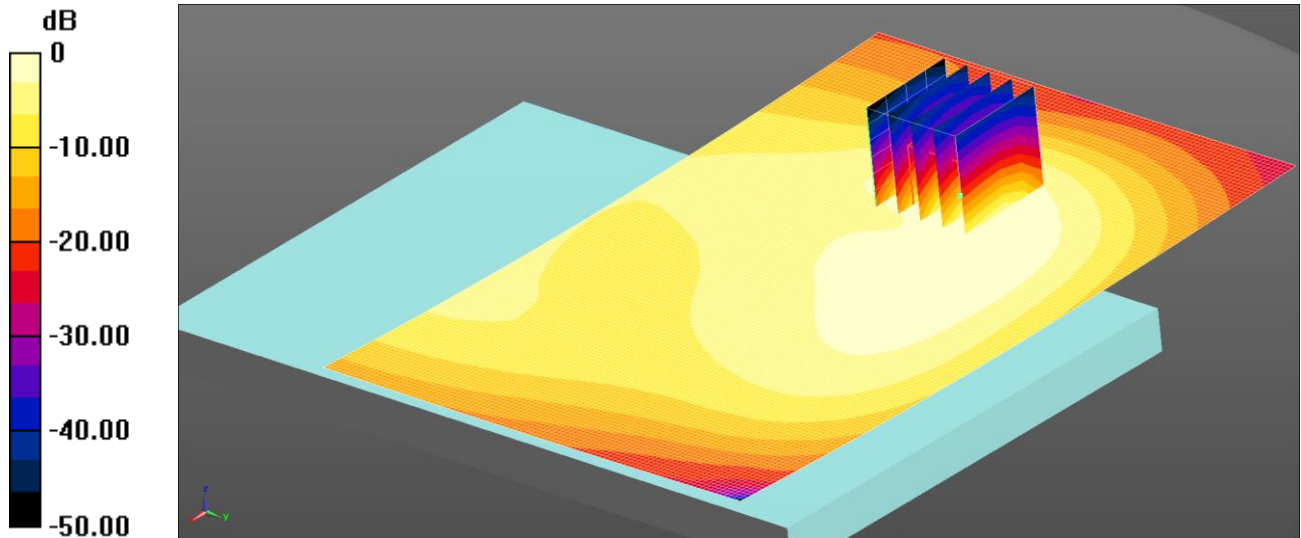
SAR(1 g) = 0.198 W/kg; SAR(10 g) = 0.130 W/kg

Maximum value of SAR (measured) = 0.213 W/kg

099: Back of EUT Facing Phantom LTE FDD 5 10MHz 50%RB Middle CH20450 Sensor Inactive

Date: 22/4/2015

DUT: Inari 8; Type: Tablet



0 dB = 0.197 W/kg = -7.05 dBW/kg

Communication System: UID 0, LTE Bands - 10MHz Channel BW (0); Frequency: 829 MHz; Duty Cycle: 1:1
 Medium: 900 MHz MSL Medium parameters used (interpolated): $f = 829$ MHz; $\sigma = 0.967$ S/m; $\epsilon_r = 53.435$; $\rho = 1000$ kg/m³
 Phantom section: Flat Section
 DASY4 Configuration:
 - Probe: ET3DV6 - SN1586; ConvF(6.22, 6.22, 6.22); Calibrated: 22/5/2014;
 - Sensor-Surface: 4mm (Mechanical Surface Detection)
 - Electronics: DAE3 Sn417; Calibrated: 19/3/2015
 - Phantom: ELI v5.0 (30deg probe tilt); Type: QDOVA002AA; Serial: TP:xxxx
 - ; SEMCAD X Version 14.6.10 (7331)

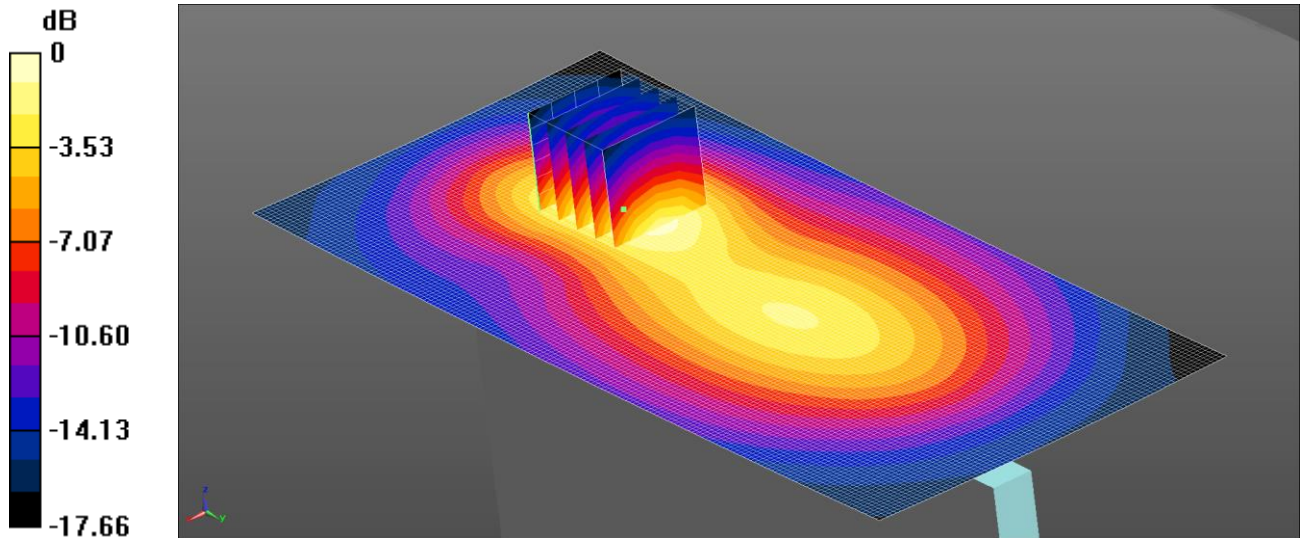
Configuration/Back - Middle/Area Scan (151x101x1): Interpolated grid: dx=1.500 mm, dy=1.500 mm
 Maximum value of SAR (interpolated) = 0.197 W/kg

Configuration/Back - Middle/Zoom Scan (5x5x7) (5x5x7)/Cube 0: Measurement grid: dx=8mm, dy=8mm, dz=5mm
 Reference Value = 6.534 V/m; Power Drift = 0.01 dB
 Peak SAR (extrapolated) = 0.265 W/kg
SAR(1 g) = 0.187 W/kg; SAR(10 g) = 0.121 W/kg
 Maximum value of SAR (measured) = 0.205 W/kg

100: Top of EUT Facing Phantom LTE FDD 5 10MHz 1RB Middle CH20450 Sensor Inactive

Date: 22/4/2015

DUT: Inari 8; Type: Tablet



0 dB = 0.203 W/kg = -6.92 dBW/kg

Communication System: UID 0, LTE Bands - 10MHz Channel BW (0); Frequency: 829 MHz; Duty Cycle: 1:1
 Medium: 900 MHz MSL Medium parameters used (interpolated): $f = 829 \text{ MHz}$; $\sigma = 0.967 \text{ S/m}$; $\epsilon_r = 53.435$; $\rho = 1000 \text{ kg/m}^3$

Phantom section: Flat Section

DASY4 Configuration:

- Probe: ET3DV6 - SN1586; ConvF(6.22, 6.22, 6.22); Calibrated: 22/5/2014;
- Sensor-Surface: 4mm (Mechanical Surface Detection)
- Electronics: DAE3 Sn417; Calibrated: 19/3/2015
- Phantom: ELI v5.0 (30deg probe tilt); Type: QDOVA002AA; Serial: TP:xxxx
- ; SEMCAD X Version 14.6.10 (7331)

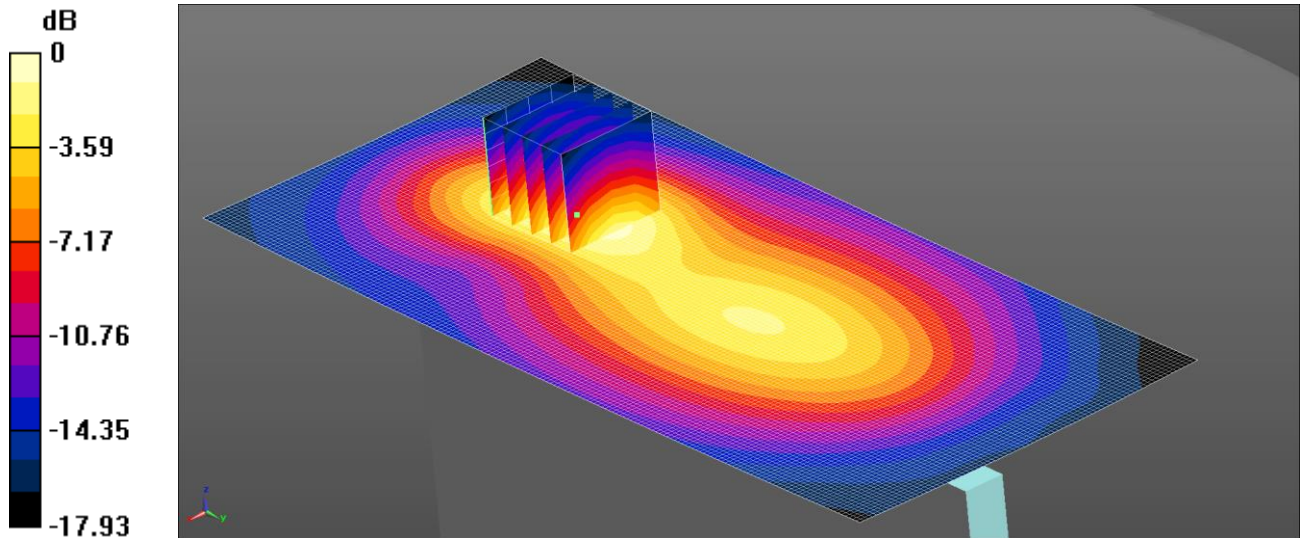
Configuration/Top - Middle/Area Scan (81x181x1): Interpolated grid: $dx=1.500 \text{ mm}$, $dy=1.500 \text{ mm}$
 Maximum value of SAR (interpolated) = 0.203 W/kg

Configuration/Top - Middle/Zoom Scan (5x5x7) (5x5x7)/Cube 0: Measurement grid: $dx=8\text{mm}$, $dy=8\text{mm}$, $dz=5\text{mm}$
 Reference Value = 2.916 V/m; Power Drift = -0.01 dB
 Peak SAR (extrapolated) = 0.244 W/kg
SAR(1 g) = 0.187 W/kg; SAR(10 g) = 0.124 W/kg
 Maximum value of SAR (measured) = 0.203 W/kg

101: Top of EUT Facing Phantom LTE FDD 5 10MHz 50%RB Middle CH20450 Sensor Inactive

Date: 22/4/2015

DUT: Inari 8; Type: Tablet



0 dB = 0.164 W/kg = -7.84 dBW/kg

Communication System: UID 0, LTE Bands - 10MHz Channel BW (0); Frequency: 829 MHz; Duty Cycle: 1:1
 Medium: 900 MHz MSL Medium parameters used (interpolated): $f = 829$ MHz; $\sigma = 0.967$ S/m; $\epsilon_r = 53.435$; $\rho = 1000$ kg/m³

Phantom section: Flat Section

DASY4 Configuration:

- Probe: ET3DV6 - SN1586; ConvF(6.22, 6.22, 6.22); Calibrated: 22/5/2014;
- Sensor-Surface: 4mm (Mechanical Surface Detection)
- Electronics: DAE3 Sn417; Calibrated: 19/3/2015
- Phantom: ELI v5.0 (30deg probe tilt); Type: QDOVA002AA; Serial: TP:xxxx
- ; SEMCAD X Version 14.6.10 (7331)

Configuration/Top - Middle/Area Scan (81x181x1): Interpolated grid: dx=1.500 mm, dy=1.500 mm

Maximum value of SAR (interpolated) = 0.164 W/kg

Configuration/Top - Middle/Zoom Scan (5x5x7) (5x5x7)/Cube 0: Measurement grid: dx=8mm, dy=8mm, dz=5mm

Reference Value = 9.206 V/m; Power Drift = 0.05 dB

Peak SAR (extrapolated) = 0.195 W/kg

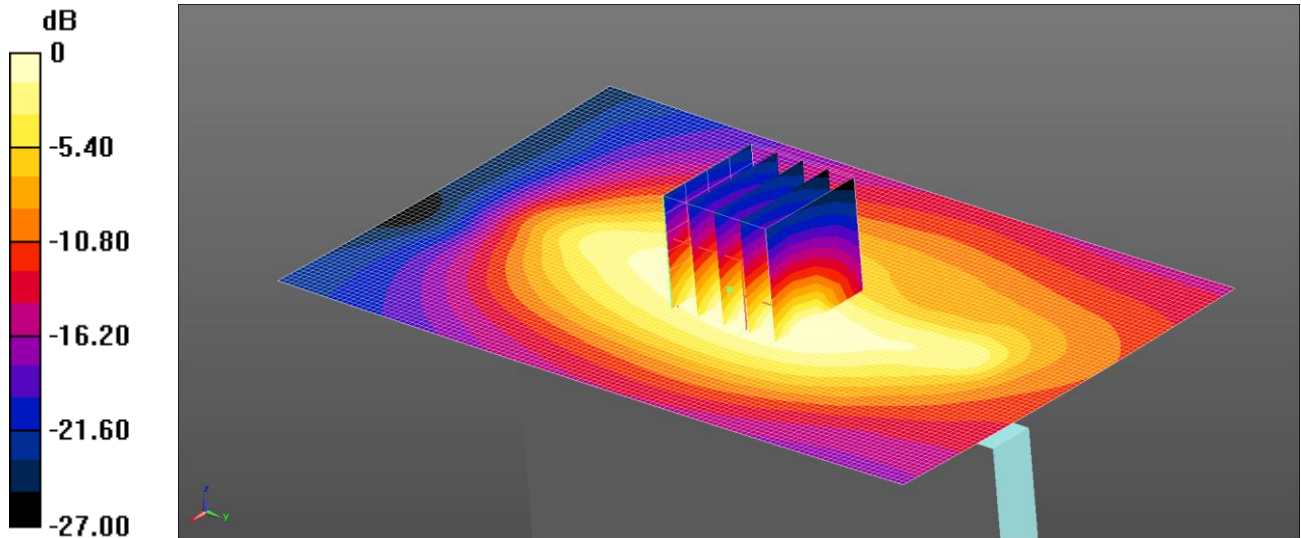
SAR(1 g) = 0.149 W/kg; SAR(10 g) = 0.099 W/kg

Maximum value of SAR (measured) = 0.162 W/kg

102: Left of EUT Facing Phantom LTE FDD 5 10MHz 1RB Middle CH20450 Sensor Inactive

Date: 22/4/2015

DUT: Inari 8; Type: Tablet



0 dB = 0.203 W/kg = -6.93 dBW/kg

Communication System: UID 0, LTE Bands - 10MHz Channel BW (0); Frequency: 829 MHz; Duty Cycle: 1:1
 Medium: 900 MHz MSL Medium parameters used (interpolated): $f = 829$ MHz; $\sigma = 0.967$ S/m; $\epsilon_r = 53.435$; $\rho = 1000$ kg/m³

Phantom section: Flat Section

DASY4 Configuration:

- Probe: ET3DV6 - SN1586; ConvF(6.22, 6.22, 6.22); Calibrated: 22/5/2014;
- Sensor-Surface: 4mm (Mechanical Surface Detection)
- Electronics: DAE3 Sn417; Calibrated: 19/3/2015
- Phantom: ELI v5.0 (30deg probe tilt); Type: QDOVA002AA; Serial: TP:xxxx
- ; SEMCAD X Version 14.6.10 (7331)

Configuration/Left - Middle/Area Scan (81x131x1): Interpolated grid: dx=1.500 mm, dy=1.500 mm

Maximum value of SAR (interpolated) = 0.203 W/kg

Configuration/Left - Middle/Zoom Scan (5x5x7) 2 (5x5x7)/Cube 0: Measurement grid: dx=8mm, dy=8mm, dz=5mm

Reference Value = 7.865 V/m; Power Drift = -0.07 dB

Peak SAR (extrapolated) = 0.282 W/kg

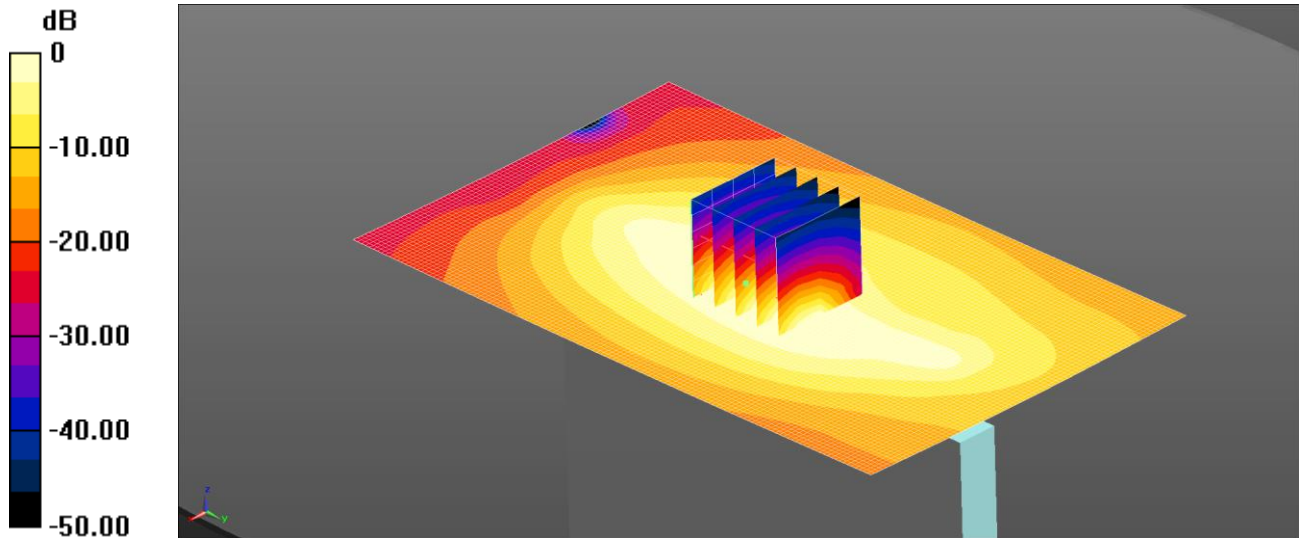
SAR(1 g) = 0.192 W/kg; SAR(10 g) = 0.127 W/kg

Maximum value of SAR (measured) = 0.203 W/kg

103: Left of EUT Facing Phantom LTE FDD 5 10MHz 50%RB Middle CH20450 Sensor Inactive

Date: 22/4/2015

DUT: Inari 8; Type: Tablet



0 dB = 0.163 W/kg = -7.89 dBW/kg

Communication System: UID 0, LTE Bands - 10MHz Channel BW (0); Frequency: 829 MHz; Duty Cycle: 1:1
 Medium: 900 MHz MSL Medium parameters used (interpolated): $f = 829$ MHz; $\sigma = 0.967$ S/m; $\epsilon_r = 53.435$; $\rho = 1000$ kg/m³

Phantom section: Flat Section

DASY4 Configuration:

- Probe: ET3DV6 - SN1586; ConvF(6.22, 6.22, 6.22); Calibrated: 22/5/2014;
- Sensor-Surface: 4mm (Mechanical Surface Detection)
- Electronics: DAE3 Sn417; Calibrated: 19/3/2015
- Phantom: ELI v5.0 (30deg probe tilt); Type: QDOVA002AA; Serial: TP:xxxx
- ; SEMCAD X Version 14.6.10 (7331)

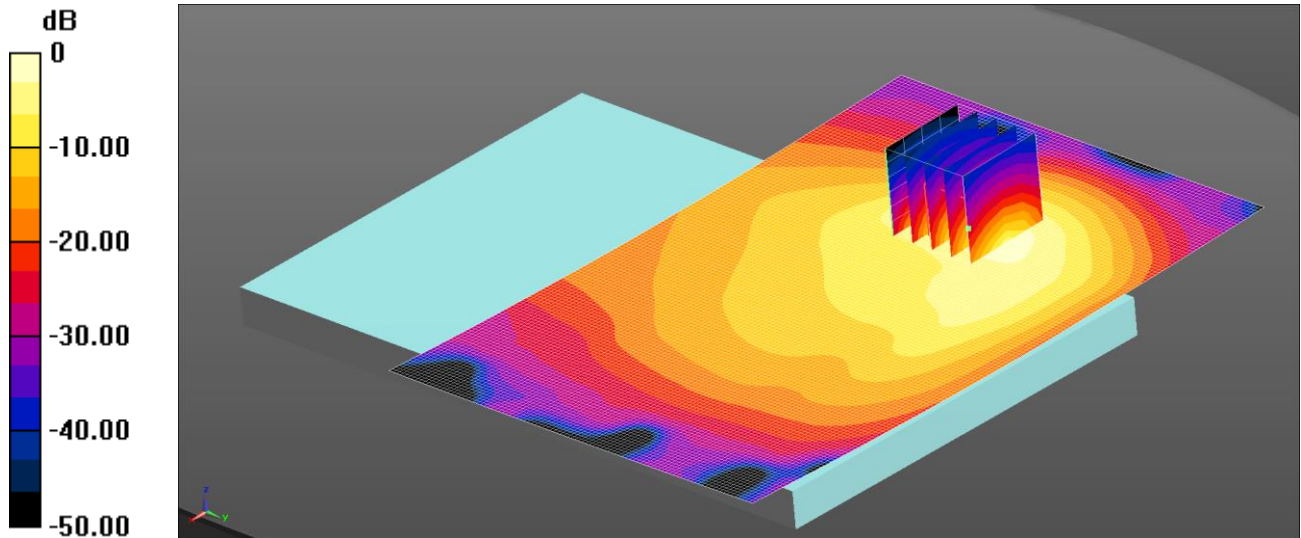
Configuration/Left - Middle/Area Scan (81x131x1): Interpolated grid: dx=1.500 mm, dy=1.500 mm
 Maximum value of SAR (interpolated) = 0.163 W/kg

Configuration/Left - Middle/Zoom Scan (5x5x7) 2 (5x5x7)/Cube 0: Measurement grid: dx=8mm, dy=8mm, dz=5mm
 Reference Value = 4.696 V/m; Power Drift = -0.00 dB
 Peak SAR (extrapolated) = 0.229 W/kg
SAR(1 g) = 0.153 W/kg; SAR(10 g) = 0.101 W/kg
 Maximum value of SAR (measured) = 0.162 W/kg

104: Back of EUT Facing Phantom LTE FDD 5 10MHz 1RB Middle CH20600 Sensor Active

Date: 22/4/2015

DUT: Inari 8; Type: Tablet



0 dB = 0.400 W/kg = -3.98 dBW/kg

Communication System: UID 0, LTE Bands - 10MHz Channel BW (0); Frequency: 844 MHz; Duty Cycle: 1:1
 Medium: 900 MHz MSL Medium parameters used (interpolated): $f = 844 \text{ MHz}$; $\sigma = 0.976 \text{ S/m}$; $\epsilon_r = 53.366$; $\rho = 1000 \text{ kg/m}^3$

Phantom section: Flat Section

DASY4 Configuration:

- Probe: ET3DV6 - SN1586; ConvF(6.22, 6.22, 6.22); Calibrated: 22/5/2014;
- Sensor-Surface: 4mm (Mechanical Surface Detection)
- Electronics: DAE3 Sn417; Calibrated: 19/3/2015
- Phantom: ELI v5.0 (30deg probe tilt); Type: QDOVA002AA; Serial: TP:xxxx
- ; SEMCAD X Version 14.6.10 (7331)

Configuration/Back - Middle/Area Scan (151x101x1): Interpolated grid: $dx=1.500 \text{ mm}$, $dy=1.500 \text{ mm}$

Maximum value of SAR (interpolated) = 0.400 W/kg

Configuration/Back - Middle/Zoom Scan (5x5x7) (5x5x7)/Cube 0: Measurement grid: $dx=8\text{mm}$, $dy=8\text{mm}$, $dz=5\text{mm}$

Reference Value = 3.570 V/m; Power Drift = -0.07 dB

Peak SAR (extrapolated) = 0.649 W/kg

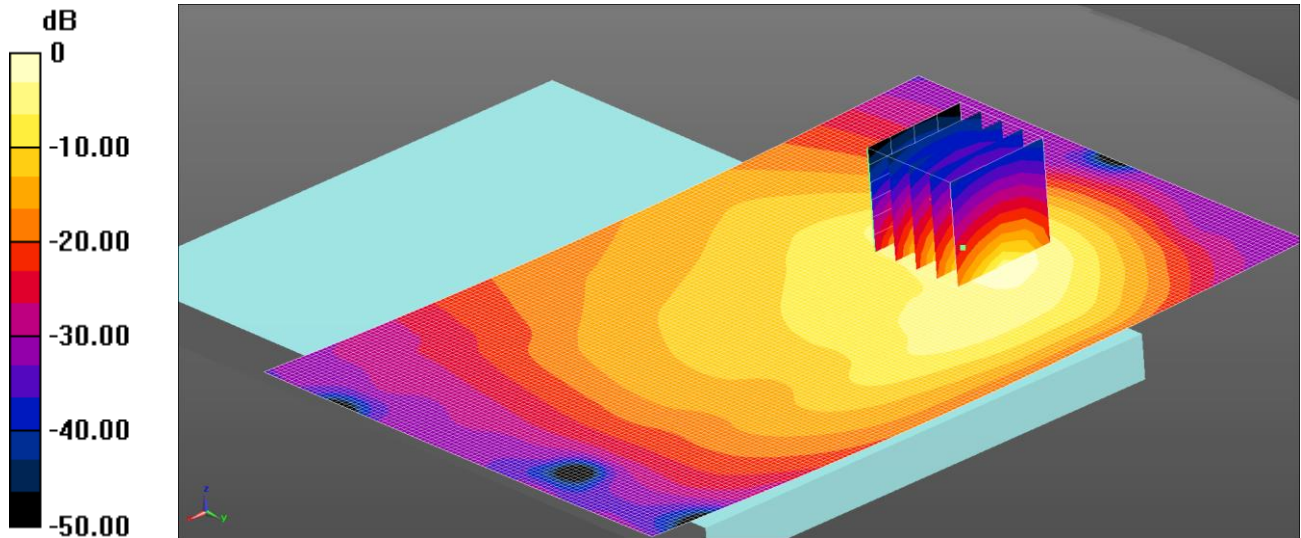
SAR(1 g) = 0.359 W/kg; SAR(10 g) = 0.191 W/kg

Maximum value of SAR (measured) = 0.425 W/kg

105: Back of EUT Facing Phantom LTE FDD 5 10MHz 50%RB Middle CH20600 Sensor Active

Date: 22/4/2015

DUT: Inari 8; Type: Tablet



0 dB = 0.399 W/kg = -3.99 dBW/kg

Communication System: UID 0, LTE Bands - 10MHz Channel BW (0); Frequency: 844 MHz; Duty Cycle: 1:1
 Medium: 900 MHz MSL Medium parameters used (interpolated): $f = 844$ MHz; $\sigma = 0.976$ S/m; $\epsilon_r = 53.366$; $\rho = 1000$ kg/m³

Phantom section: Flat Section

DASY4 Configuration:

- Probe: ET3DV6 - SN1586; ConvF(6.22, 6.22, 6.22); Calibrated: 22/5/2014;
- Sensor-Surface: 4mm (Mechanical Surface Detection)
- Electronics: DAE3 Sn417; Calibrated: 19/3/2015
- Phantom: ELI v5.0 (30deg probe tilt); Type: QDOVA002AA; Serial: TP:xxxx
- ; SEMCAD X Version 14.6.10 (7331)

Configuration/Back - Middle/Area Scan (151x101x1): Interpolated grid: dx=1.500 mm, dy=1.500 mm

Maximum value of SAR (interpolated) = 0.399 W/kg

Configuration/Back - Middle/Zoom Scan (5x5x7) (5x5x7)/Cube 0: Measurement grid: dx=8mm, dy=8mm, dz=5mm

Reference Value = 11.03 V/m; Power Drift = -0.05 dB

Peak SAR (extrapolated) = 0.666 W/kg

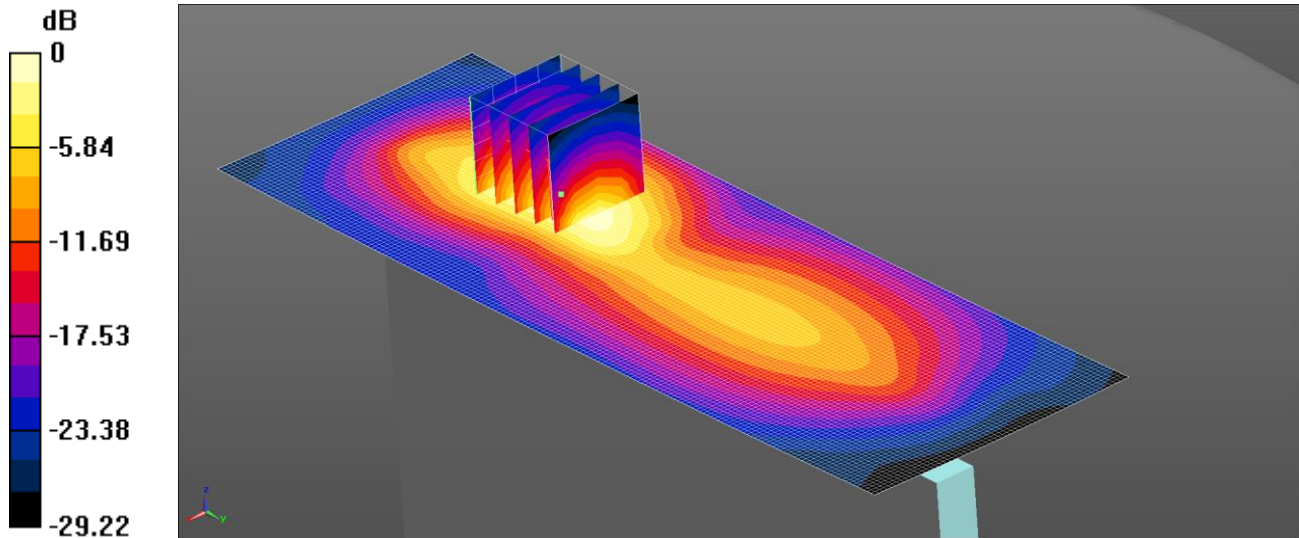
SAR(1 g) = 0.366 W/kg; SAR(10 g) = 0.193 W/kg

Maximum value of SAR (measured) = 0.433 W/kg

106: Top of EUT Facing Phantom LTE FDD 5 10MHz 1RB Middle CH20600 Sensor Active

Date: 27/4/2015

DUT: Inari 8; Type: Tablet



0 dB = 0.301 W/kg = -5.21 dBW/kg

Communication System: UID 0, LTE Bands - 10MHz Channel BW (0); Frequency: 836.5 MHz; Duty Cycle: 1:1
 Medium: 900 MHz MSL Medium parameters used (interpolated): $f = 836.5$ MHz; $\sigma = 0.974$ S/m; $\epsilon_r = 53.27$; $\rho = 1000$ kg/m³

Phantom section: Flat Section

DASY4 Configuration:

- Probe: ET3DV6 - SN1586; ConvF(6.22, 6.22, 6.22); Calibrated: 22/5/2014;
- Sensor-Surface: 4mm (Mechanical Surface Detection)
- Electronics: DAE3 Sn417; Calibrated: 19/3/2015
- Phantom: ELI v5.0 (30deg probe tilt); Type: QDOVA002AA; Serial: TP:xxxx
- ; SEMCAD X Version 14.6.10 (7331)

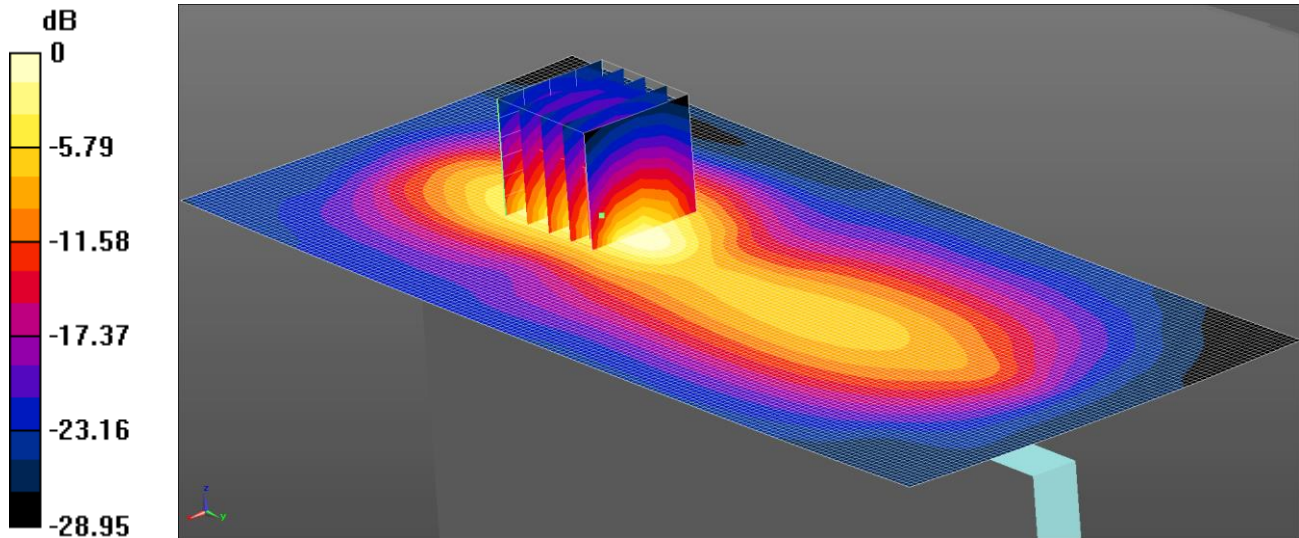
Configuration/Top - Middle/Area Scan (61x181x1): Interpolated grid: dx=1.500 mm, dy=1.500 mm.
 Maximum value of SAR (interpolated) = 0.301 W/kg

Configuration/Top - Middle/Zoom Scan (5x5x7) (5x5x7)/Cube 0: Measurement grid: dx=8mm, dy=8mm, dz=5mm
 Reference Value = 8.516 V/m; Power Drift = -0.02 dB
 Peak SAR (extrapolated) = 0.421 W/kg
SAR(1 g) = 0.268 W/kg; SAR(10 g) = 0.155 W/kg
 Maximum value of SAR (measured) = 0.298 W/kg

107: Top of EUT Facing Phantom LTE FDD 5 10MHz 50%RB Middle CH20600 Sensor Active

Date: 22/4/2015

DUT: Inari 8; Type: Tablet



0 dB = 0.336 W/kg = -4.74 dBW/kg

- Communication System: UID 0, LTE Bands - 10MHz Channel BW (0); Frequency: 844 MHz; Duty Cycle: 1:1
 Medium: 900 MHz MSL Medium parameters used (interpolated): $f = 844$ MHz; $\sigma = 0.976$ S/m; $\epsilon_r = 53.366$; $\rho = 1000$ kg/m³
 Phantom section: Flat Section
 DASY4 Configuration:
 - Probe: ET3DV6 - SN1586; ConvF(6.22, 6.22, 6.22); Calibrated: 22/5/2014;
 - Sensor-Surface: 4mm (Mechanical Surface Detection)
 - Electronics: DAE3 Sn417; Calibrated: 19/3/2015
 - Phantom: ELI v5.0 (30deg probe tilt); Type: QDOVA002AA; Serial: TP:xxxx
 - ; SEMCAD X Version 14.6.10 (7331)

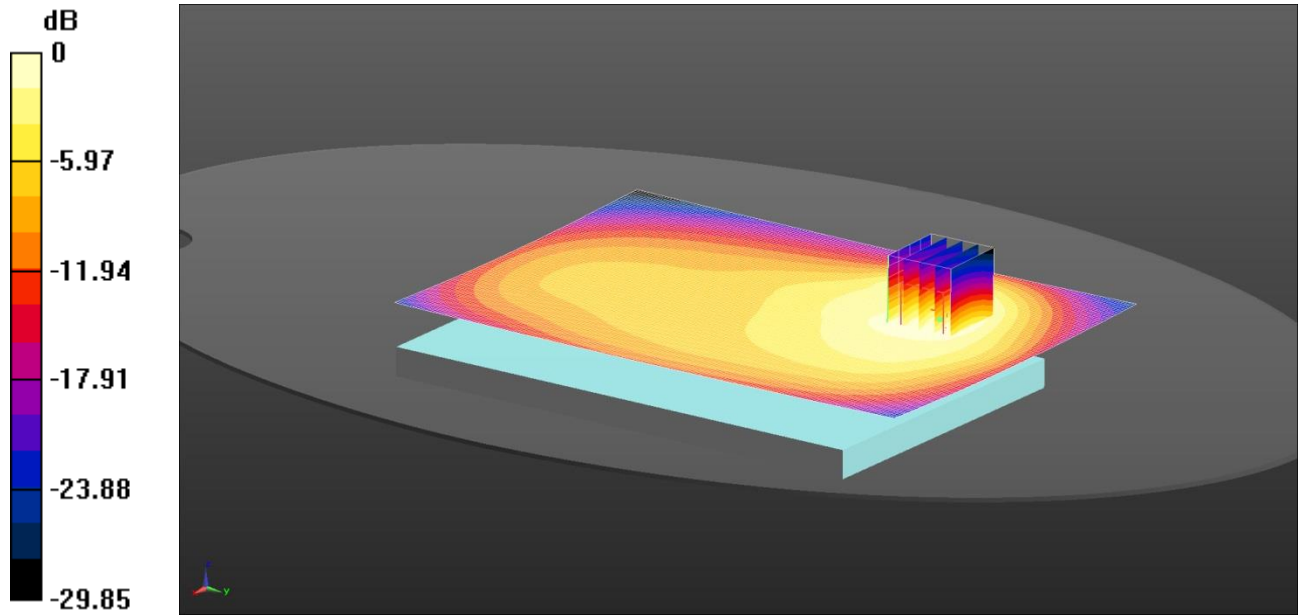
Configuration/Top - Middle/Area Scan (81x181x1): Interpolated grid: dx=1.500 mm, dy=1.500 mm
 Maximum value of SAR (interpolated) = 0.336 W/kg

Configuration/Top - Middle/Zoom Scan (5x5x7) (5x5x7)/Cube 0: Measurement grid: dx=8mm, dy=8mm, dz=5mm
 Reference Value = 11.90 V/m; Power Drift = 0.06 dB
 Peak SAR (extrapolated) = 0.444 W/kg
SAR(1 g) = 0.283 W/kg; SAR(10 g) = 0.164 W/kg
 Maximum value of SAR (measured) = 0.314 W/kg

108: Back of EUT Facing Phantom LTE FDD 13 10MHz 1RB Middle CH23230 Sensor Inactive

Date: 27/04/15

DUT: Inari 8; Type: Tablet



0 dB = 0.440 W/kg = -3.57 dBW/kg

Communication System: UID 0, Generic LTE (0); Frequency: 782 MHz; Duty Cycle: 1:1

Medium: 750 MHz HSL Medium parameters used (interpolated): $f = 782 \text{ MHz}$; $\sigma = 0.946 \text{ S/m}$; $\epsilon_r = 55.634$; $\rho = 1000 \text{ kg/m}^3$

Phantom section: Flat Section

DASY4 Configuration:

- Probe: ES3DV3 - SN3341; ConvF(6.19, 6.19, 6.19); Calibrated: 21/08/14;
- Sensor-Surface: 4mm (Mechanical Surface Detection)
- Electronics: DAE4 Sn1435; Calibrated: 20/02/15
- Phantom: ELI v5.0 (30deg probe tilt); Type: QDOVA002AA; Serial: TP:xxxx
- ; SEMCAD X Version 14.6.10 (7331)

Configuration/Back - Middle/Area Scan (121x171x1): Interpolated grid: $dx=1.500 \text{ mm}$, $dy=1.500 \text{ mm}$

Maximum value of SAR (interpolated) = 0.440 W/kg

Configuration/Back - Middle/Zoom Scan (5x5x7) 2 2 (5x5x7)/Cube 0: Measurement grid: $dx=8\text{mm}$, $dy=8\text{mm}$, $dz=5\text{mm}$

Reference Value = 20.37 V/m; Power Drift = 0.02 dB

Peak SAR (extrapolated) = 0.559 W/kg

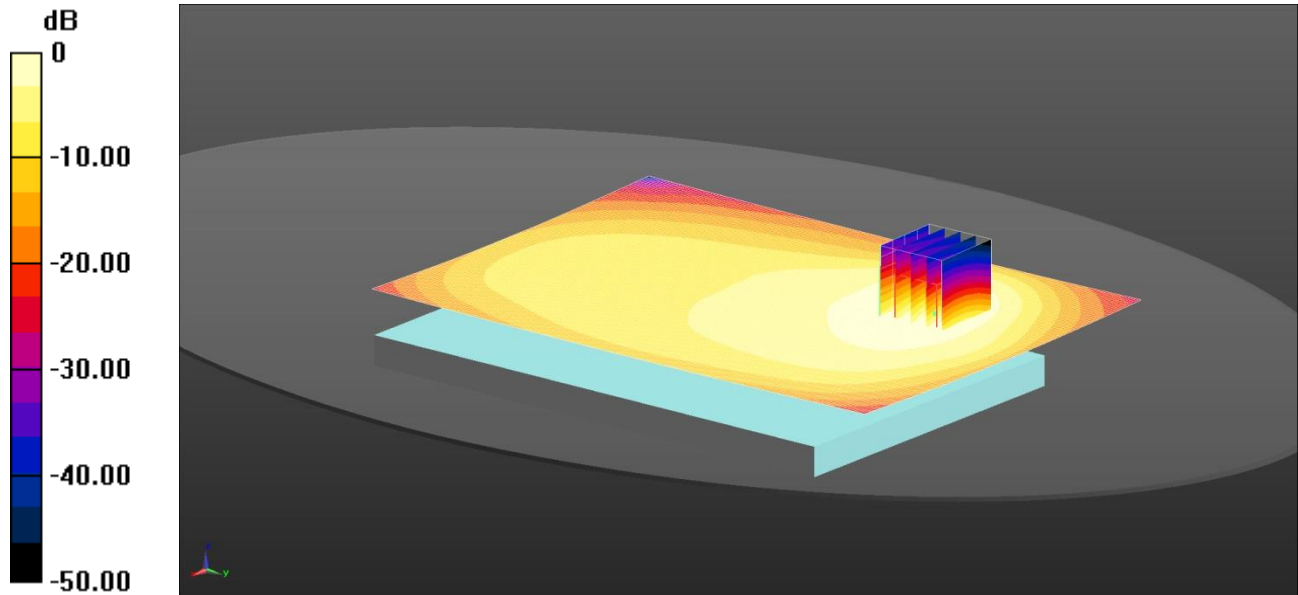
SAR(1 g) = 0.410 W/kg; SAR(10 g) = 0.286 W/kg

Maximum value of SAR (measured) = 0.434 W/kg

109: Back of EUT Facing Phantom LTE FDD 13 10MHz 50%RB Middle CH23230 Sensor Inactive

Date: 27/04/15

DUT: Inari 8; Type: Tablet



0 dB = 0.351 W/kg = -4.55 dBW/kg

Communication System: UID 0, Generic LTE (0); Frequency: 782 MHz; Duty Cycle: 1:1

Medium: 750 MHz HSL Medium parameters used (interpolated): $f = 782 \text{ MHz}$; $\sigma = 0.946 \text{ S/m}$; $\epsilon_r = 55.634$; $\rho = 1000 \text{ kg/m}^3$

Phantom section: Flat Section

DASY4 Configuration:

- Probe: ES3DV3 - SN3341; ConvF(6.19, 6.19, 6.19); Calibrated: 21/08/14;
- Sensor-Surface: 4mm (Mechanical Surface Detection)
- Electronics: DAE4 Sn1435; Calibrated: 20/02/15
- Phantom: ELI v5.0 (30deg probe tilt); Type: QDOVA002AA; Serial: TP:xxxx
- ; SEMCAD X Version 14.6.10 (7331)

Configuration/Back - Middle/Area Scan (121x171x1): Interpolated grid: $dx=1.500 \text{ mm}$, $dy=1.500 \text{ mm}$

Maximum value of SAR (interpolated) = 0.351 W/kg

Configuration/Back - Middle/Zoom Scan (5x5x7) 2 2 (5x5x7)/Cube 0: Measurement grid: $dx=8\text{mm}$, $dy=8\text{mm}$, $dz=5\text{mm}$

Reference Value = 14.71 V/m; Power Drift = 0.01 dB

Peak SAR (extrapolated) = 0.452 W/kg

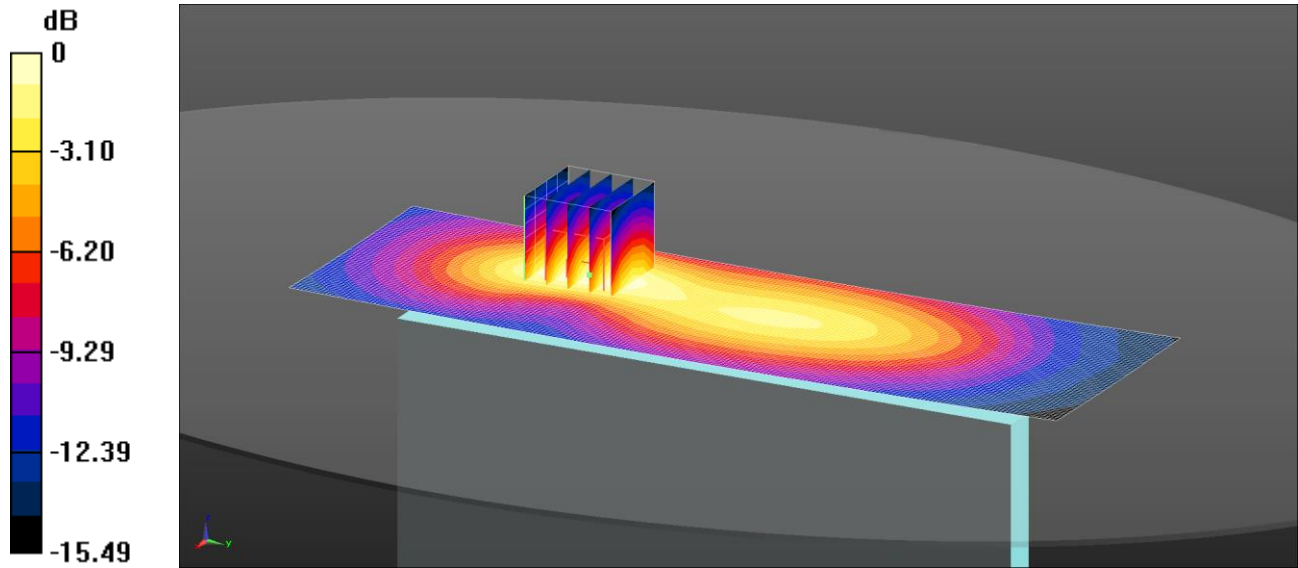
SAR(1 g) = 0.330 W/kg; SAR(10 g) = 0.229 W/kg

Maximum value of SAR (measured) = 0.350 W/kg

110: Top of EUT Facing Phantom LTE FDD 13 10MHz 1RB Middle CH23230 Sensor Inactive

Date: 27/04/15

DUT: Inari 8; Type: Tablet



0 dB = 0.171 W/kg = -7.67 dBW/kg

Communication System: UID 0, Generic LTE (0); Frequency: 782 MHz; Duty Cycle: 1:1

Medium: 750 MHz HSL Medium parameters used (interpolated): $f = 782 \text{ MHz}$; $\sigma = 0.946 \text{ S/m}$; $\epsilon_r = 55.634$; $\rho = 1000 \text{ kg/m}^3$

Phantom section: Flat Section

DASY4 Configuration:

- Probe: ES3DV3 - SN3341; ConvF(6.19, 6.19, 6.19); Calibrated: 21/08/14;
- Sensor-Surface: 4mm (Mechanical Surface Detection)
- Electronics: DAE4 Sn1435; Calibrated: 20/02/15
- Phantom: ELI v5.0 (30deg probe tilt); Type: QDOVA002AA; Serial: TP:xxxx
- ; SEMCAD X Version 14.6.10 (7331)

Configuration/Top - Middle/Area Scan (61x191x1): Interpolated grid: $dx=1.500 \text{ mm}$, $dy=1.500 \text{ mm}$

Maximum value of SAR (interpolated) = 0.171 W/kg

Configuration/Top - Middle/Zoom Scan (5x5x7) 2 2 (5x5x7)/Cube 0: Measurement grid: $dx=8\text{mm}$, $dy=8\text{mm}$, $dz=5\text{mm}$

Reference Value = 12.28 V/m; Power Drift = 0.14 dB

Peak SAR (extrapolated) = 0.221 W/kg

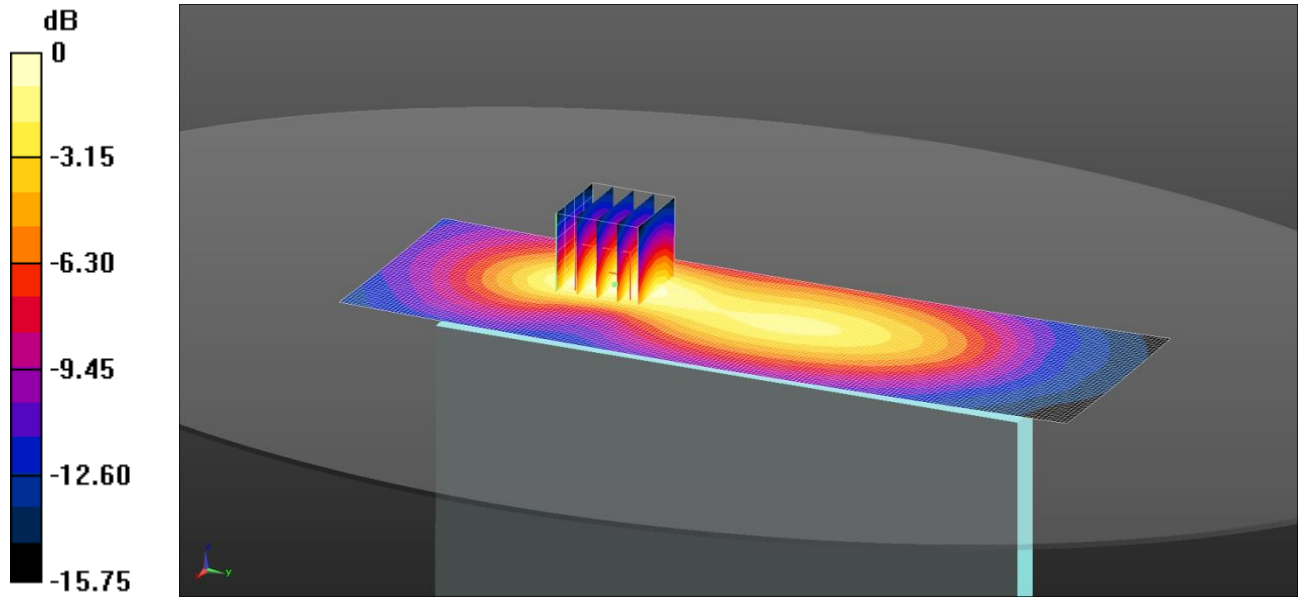
SAR(1 g) = 0.161 W/kg; SAR(10 g) = 0.108 W/kg

Maximum value of SAR (measured) = 0.174 W/kg

111: Top of EUT Facing Phantom LTE FDD 13 10MHz 50%RB Middle CH23230 Sensor Inactive

Date: 27/04/15

DUT: Inari 8; Type: Tablet



0 dB = 0.137 W/kg = -8.64 dBW/kg

Communication System: UID 0, Generic LTE (0); Frequency: 782 MHz; Duty Cycle: 1:1

Medium: 750 MHz HSL Medium parameters used (interpolated): $f = 782$ MHz; $\sigma = 0.946$ S/m; $\epsilon_r = 55.634$; $\rho = 1000$ kg/m³

Phantom section: Flat Section

DASY4 Configuration:

- Probe: ES3DV3 - SN3341; ConvF(6.19, 6.19, 6.19); Calibrated: 21/08/14;
- Sensor-Surface: 4mm (Mechanical Surface Detection)
- Electronics: DAE4 Sn1435; Calibrated: 20/02/15
- Phantom: ELI v5.0 (30deg probe tilt); Type: QDOVA002AA; Serial: TP:xxxx
- ; SEMCAD X Version 14.6.10 (7331)

Configuration/Top - Middle/Area Scan (61x191x1): Interpolated grid: dx=1.500 mm, dy=1.500 mm

Maximum value of SAR (interpolated) = 0.137 W/kg

Configuration/Top - Middle/Zoom Scan (5x5x7) 2 2 (5x5x7)/Cube 0: Measurement grid: dx=8mm, dy=8mm, dz=5mm

Reference Value = 8.404 V/m; Power Drift = -0.05 dB

Peak SAR (extrapolated) = 0.172 W/kg

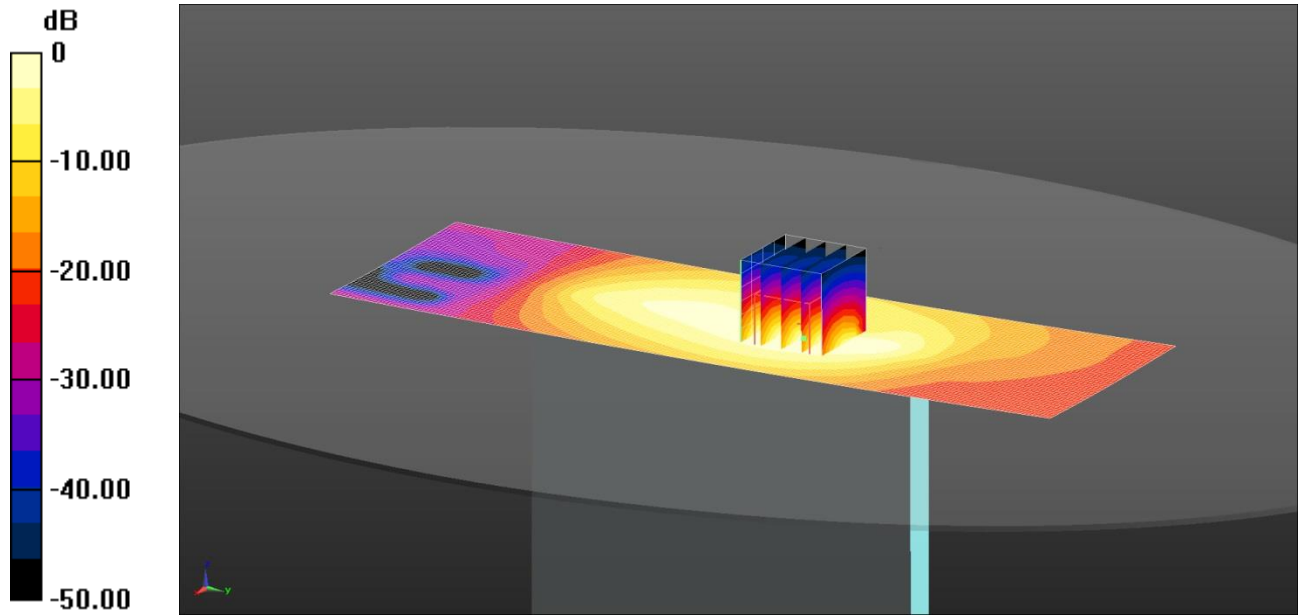
SAR(1 g) = 0.126 W/kg; SAR(10 g) = 0.085 W/kg

Maximum value of SAR (measured) = 0.135 W/kg

112: Left of EUT Facing Phantom LTE FDD 13 10MHz 1RB Middle CH23230 Sensor Inactive

Date: 27/04/15

DUT: Inari 8; Type: Tablet



0 dB = 0.437 W/kg = -3.59 dBW/kg

Communication System: UID 0, Generic LTE (0); Frequency: 782 MHz; Duty Cycle: 1:1

Medium: 750 MHz HSL Medium parameters used (interpolated): $f = 782 \text{ MHz}$; $\sigma = 0.946 \text{ S/m}$; $\epsilon_r = 55.634$; $\rho = 1000 \text{ kg/m}^3$

Phantom section: Flat Section

DASY4 Configuration:

- Probe: ES3DV3 - SN3341; ConvF(6.19, 6.19, 6.19); Calibrated: 21/08/14;
- Sensor-Surface: 4mm (Mechanical Surface Detection)
- Electronics: DAE4 Sn1435; Calibrated: 20/02/15
- Phantom: ELI v5.0 (30deg probe tilt); Type: QDOVA002AA; Serial: TP:xxxx
- ; SEMCAD X Version 14.6.10 (7331)

Configuration/Left - Middle 2/Area Scan (61x191x1): Interpolated grid: $dx=1.500 \text{ mm}$, $dy=1.500 \text{ mm}$

Maximum value of SAR (interpolated) = 0.437 W/kg

Configuration/Left - Middle 2/Zoom Scan (5x5x7) (5x5x7)/Cube 0: Measurement grid: $dx=8\text{mm}$, $dy=8\text{mm}$, $dz=5\text{mm}$

Reference Value = 3.771 V/m; Power Drift = 0.13 dB

Peak SAR (extrapolated) = 0.795 W/kg

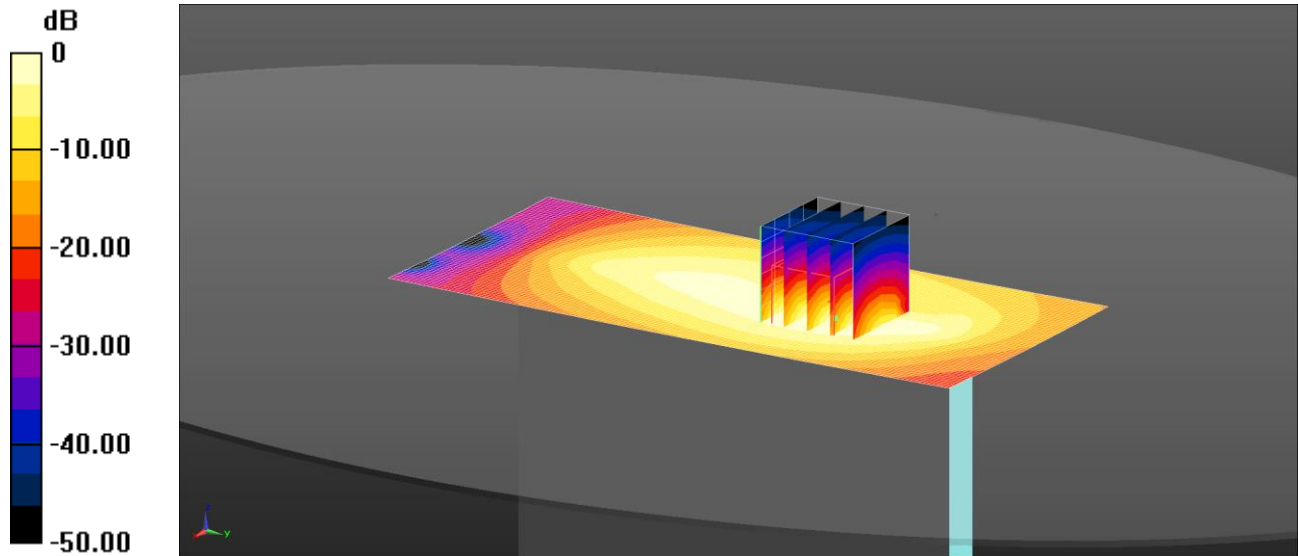
SAR(1 g) = 0.393 W/kg; SAR(10 g) = 0.231 W/kg

Maximum value of SAR (measured) = 0.410 W/kg

113: Left of EUT Facing Phantom LTE FDD 13 10MHz 50%RB Middle CH23230 Sensor Inactive

Date: 27/04/15

DUT: Inari 8; Type: Tablet



0 dB = 0.376 W/kg = -4.24 dBW/kg

Communication System: UID 0, Generic LTE (0); Frequency: 782 MHz; Duty Cycle: 1:1

Medium: 750 MHz HSL Medium parameters used (interpolated): $f = 782$ MHz; $\sigma = 0.946$ S/m; $\epsilon_r = 55.634$; $\rho = 1000$ kg/m³

Phantom section: Flat Section

DASY4 Configuration:

- Probe: ES3DV3 - SN3341; ConvF(6.19, 6.19, 6.19); Calibrated: 21/08/14;
- Sensor-Surface: 4mm (Mechanical Surface Detection)
- Electronics: DAE4 Sn1435; Calibrated: 20/02/15
- Phantom: ELI v5.0 (30deg probe tilt); Type: QDOVA002AA; Serial: TP:xxxx
- ; SEMCAD X Version 14.6.10 (7331)

Configuration/Left - Middle/Area Scan (61x131x1): Interpolated grid: dx=1.500 mm, dy=1.500 mm

Maximum value of SAR (interpolated) = 0.376 W/kg

Configuration/Left - Middle/Zoom Scan (5x5x7) (5x5x7)/Cube 0: Measurement grid: dx=8mm, dy=8mm, dz=5mm

Reference Value = 15.70 V/m; Power Drift = 0.11 dB

Peak SAR (extrapolated) = 0.665 W/kg

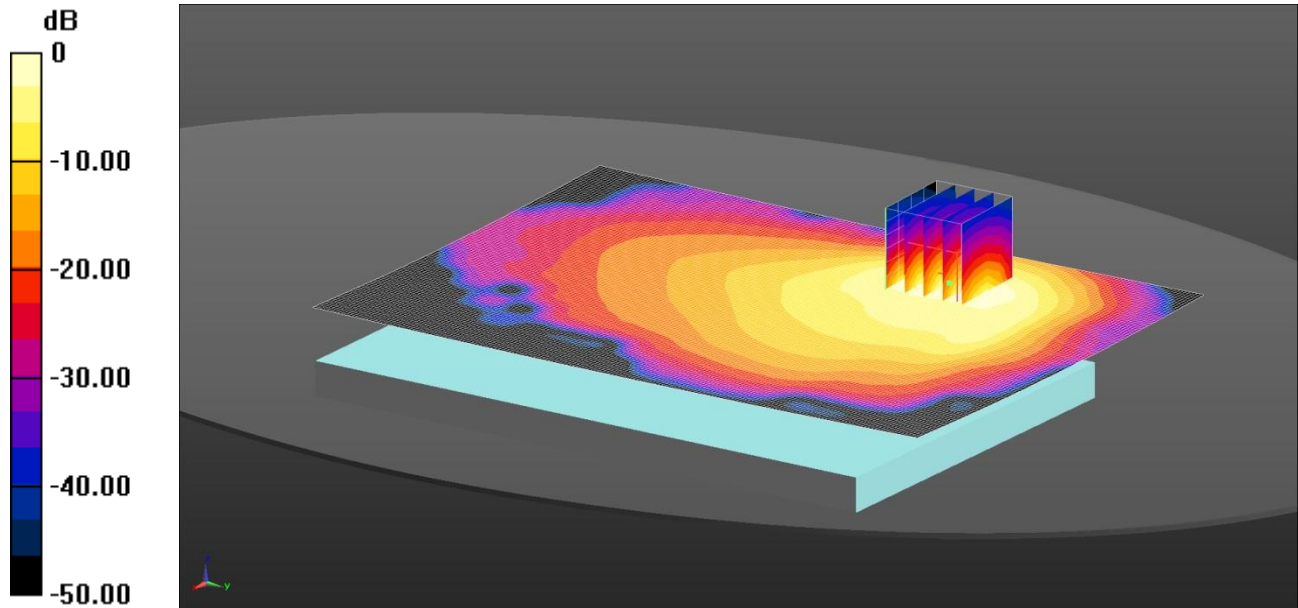
SAR(1 g) = 0.327 W/kg; SAR(10 g) = 0.192 W/kg

Maximum value of SAR (measured) = 0.342 W/kg

114: Back of EUT Facing Phantom LTE FDD 13 10MHz 1RB High CH23230 Sensor Active

Date: 27/04/15

DUT: Inari 8; Type: Tablet



0 dB = 0.451 W/kg = -3.46 dBW/kg

Communication System: UID 0, Generic LTE (0); Frequency: 782 MHz; Duty Cycle: 1:1

Medium: 750 MHz HSL Medium parameters used (interpolated): $f = 782 \text{ MHz}$; $\sigma = 0.946 \text{ S/m}$; $\epsilon_r = 55.634$; $\rho = 1000 \text{ kg/m}^3$

Phantom section: Flat Section

DASY4 Configuration:

- Probe: ES3DV3 - SN3341; ConvF(6.19, 6.19, 6.19); Calibrated: 21/08/14;
- Sensor-Surface: 4mm (Mechanical Surface Detection)
- Electronics: DAE4 Sn1435; Calibrated: 20/02/15
- Phantom: ELI v5.0 (30deg probe tilt); Type: QDOVA002AA; Serial: TP:xxxx
- ; SEMCAD X Version 14.6.10 (7331)

Configuration/Back - Middle/Area Scan (121x171x1): Interpolated grid: $dx=1.500 \text{ mm}$, $dy=1.500 \text{ mm}$

Maximum value of SAR (interpolated) = 0.451 W/kg

Configuration/Back - Middle/Zoom Scan (5x5x7) 2 2 (5x5x7)/Cube 0: Measurement grid: $dx=8\text{mm}$, $dy=8\text{mm}$, $dz=5\text{mm}$

Reference Value = 7.134 V/m; Power Drift = 0.17 dB

Peak SAR (extrapolated) = 0.823 W/kg

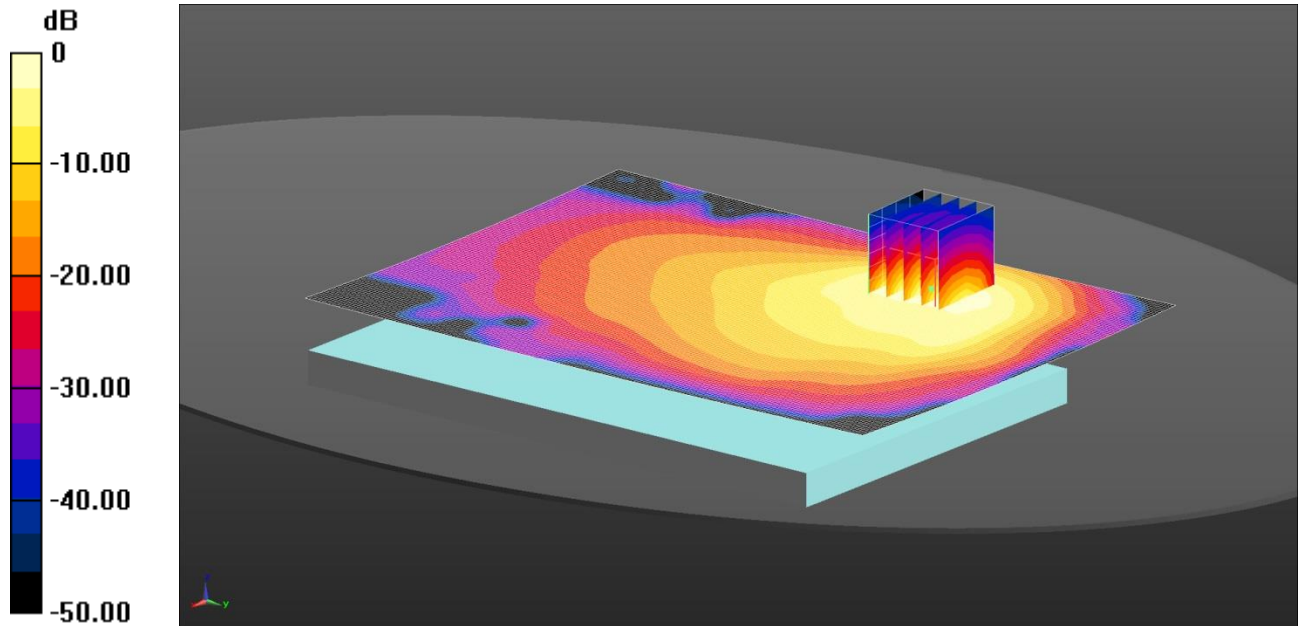
SAR(1 g) = 0.463 W/kg; SAR(10 g) = 0.254 W/kg

Maximum value of SAR (measured) = 0.519 W/kg

115: Back of EUT Facing Phantom LTE FDD 13 10MHz 50%RB Middle CH23230 Sensor Active

Date: 27/04/15

DUT: Inari 8; Type: Tablet



0 dB = 0.469 W/kg = -3.29 dBW/kg

Communication System: UID 0, Generic LTE (0); Frequency: 782 MHz; Duty Cycle: 1:1

Medium: 750 MHz HSL Medium parameters used (interpolated): $f = 782$ MHz; $\sigma = 0.946$ S/m; $\epsilon_r = 55.634$; $\rho = 1000$ kg/m³

Phantom section: Flat Section

DASY4 Configuration:

- Probe: ES3DV3 - SN3341; ConvF(6.19, 6.19, 6.19); Calibrated: 21/08/14;
- Sensor-Surface: 4mm (Mechanical Surface Detection)
- Electronics: DAE4 Sn1435; Calibrated: 20/02/15
- Phantom: ELI v5.0 (30deg probe tilt); Type: QDOVA002AA; Serial: TP:xxxx
- ; SEMCAD X Version 14.6.10 (7331)

Configuration/Back - Middle/Area Scan (121x171x1): Interpolated grid: dx=1.500 mm, dy=1.500 mm

Maximum value of SAR (interpolated) = 0.469 W/kg

Configuration/Back - Middle/Zoom Scan (5x5x7) 2 2 (5x5x7)/Cube 0: Measurement grid: dx=8mm, dy=8mm, dz=5mm

Reference Value = 10.82 V/m; Power Drift = -0.19 dB

Peak SAR (extrapolated) = 0.838 W/kg

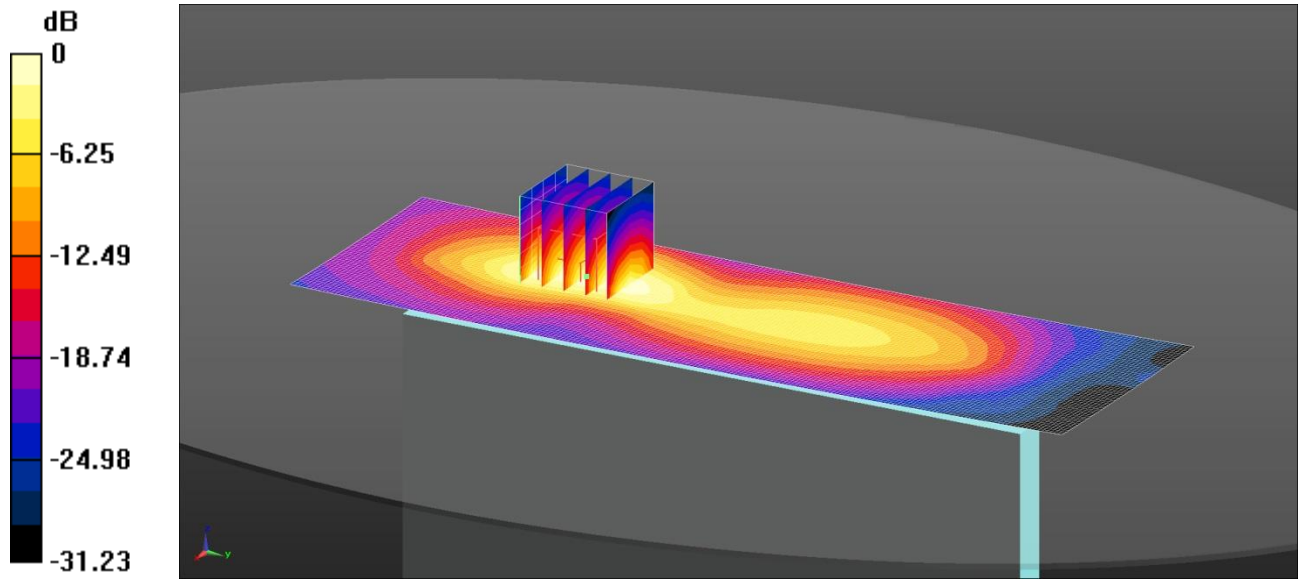
SAR(1 g) = 0.473 W/kg; SAR(10 g) = 0.259 W/kg

Maximum value of SAR (measured) = 0.525 W/kg

116: Top of EUT Facing Phantom LTE FDD 13 10MHz 1RB High CH23230 Sensor Active

Date: 27/04/15

DUT: Inari 8; Type: Tablet



0 dB = 0.301 W/kg = -5.21 dBW/kg

Communication System: UID 0, Generic LTE (0); Frequency: 782 MHz; Duty Cycle: 1:1

Medium: 750 MHz HSL Medium parameters used (interpolated): $f = 782$ MHz; $\sigma = 0.946$ S/m; $\epsilon_r = 55.634$; $\rho = 1000$ kg/m³

Phantom section: Flat Section

DASY4 Configuration:

- Probe: ES3DV3 - SN3341; ConvF(6.19, 6.19, 6.19); Calibrated: 21/08/14;
- Sensor-Surface: 4mm (Mechanical Surface Detection)
- Electronics: DAE4 Sn1435; Calibrated: 20/02/15
- Phantom: ELI v5.0 (30deg probe tilt); Type: QDOVA002AA; Serial: TP:xxxx
- ; SEMCAD X Version 14.6.10 (7331)

Configuration/Top - Middle/Area Scan (61x191x1): Interpolated grid: dx=1.500 mm, dy=1.500 mm

Maximum value of SAR (interpolated) = 0.301 W/kg

Configuration/Top - Middle/Zoom Scan (5x5x7) 2 2 (5x5x7)/Cube 0: Measurement grid: dx=8mm, dy=8mm, dz=5mm

Reference Value = 17.01 V/m; Power Drift = -0.12 dB

Peak SAR (extrapolated) = 0.457 W/kg

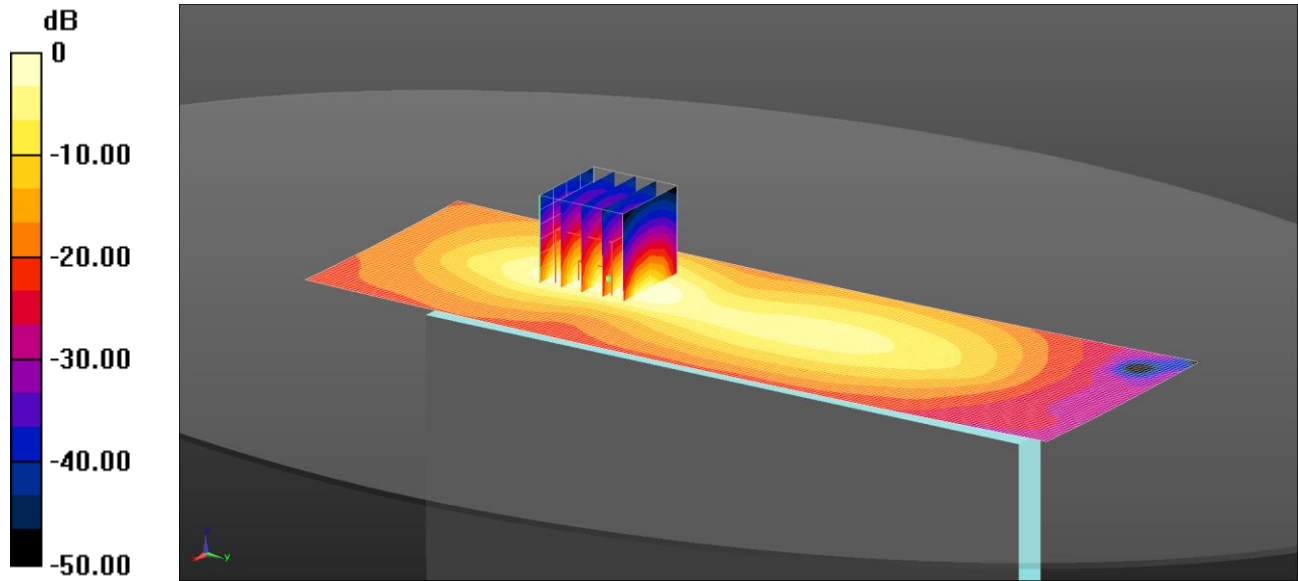
SAR(1 g) = 0.268 W/kg; SAR(10 g) = 0.155 W/kg

Maximum value of SAR (measured) = 0.299 W/kg

117: Top of EUT Facing Phantom LTE FDD 13 10MHz 50%RB Middle CH23230 Sensor Active

Date: 27/04/15

DUT: Inari 8; Type: Tablet



0 dB = 0.314 W/kg = -5.02 dBW/kg

Communication System: UID 0, Generic LTE (0); Frequency: 782 MHz; Duty Cycle: 1:1

Medium: 750 MHz HSL Medium parameters used (interpolated): $f = 782$ MHz; $\sigma = 0.946$ S/m; $\epsilon_r = 55.634$; $\rho = 1000$ kg/m³

Phantom section: Flat Section

DASY4 Configuration:

- Probe: ES3DV3 - SN3341; ConvF(6.19, 6.19, 6.19); Calibrated: 21/08/14;
- Sensor-Surface: 4mm (Mechanical Surface Detection)
- Electronics: DAE4 Sn1435; Calibrated: 20/02/15
- Phantom: ELI v5.0 (30deg probe tilt); Type: QDOVA002AA; Serial: TP:xxxx
- ; SEMCAD X Version 14.6.10 (7331)

Configuration/Top - Middle/Area Scan (61x191x1): Interpolated grid: dx=1.500 mm, dy=1.500 mm

Maximum value of SAR (interpolated) = 0.314 W/kg

Configuration/Top - Middle/Zoom Scan (5x5x7) 2 2 (5x5x7)/Cube 0: Measurement grid: dx=8mm, dy=8mm, dz=5mm

Reference Value = 9.010 V/m; Power Drift = -0.18 dB

Peak SAR (extrapolated) = 0.482 W/kg

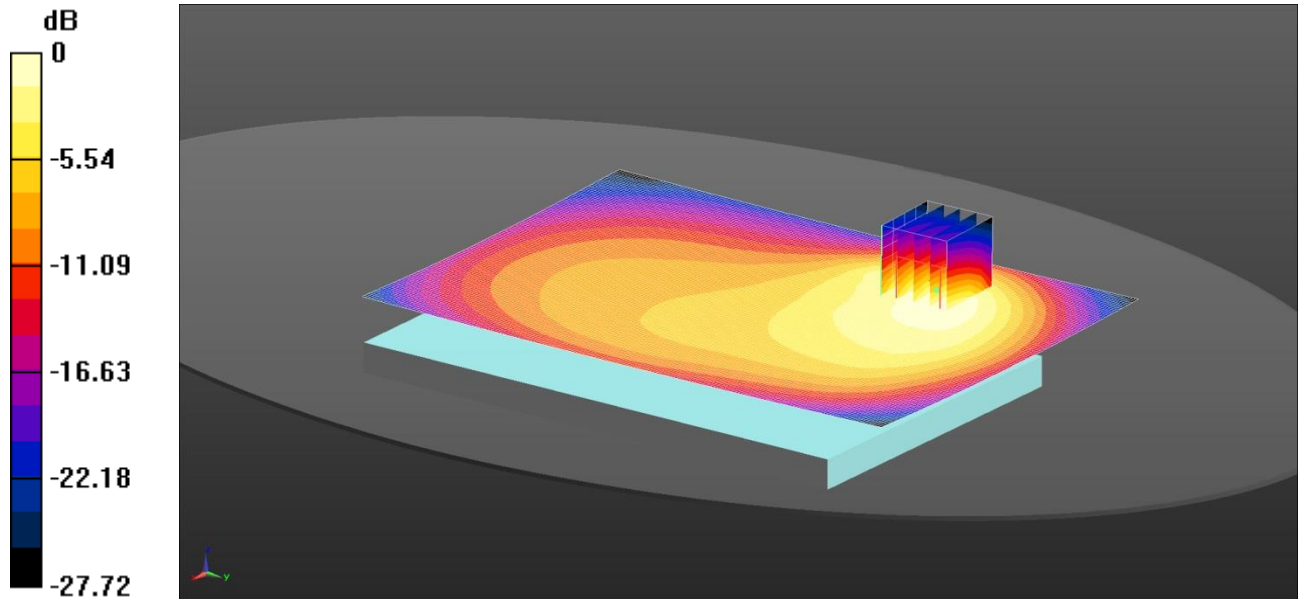
SAR(1 g) = 0.279 W/kg; SAR(10 g) = 0.161 W/kg

Maximum value of SAR (measured) = 0.309 W/kg

118: Back of EUT Facing Phantom LTE FDD 17 10MHz 1RB Middle CH23790 Sensor Inactive

Date: 28/04/15

DUT: Inari 8; Type: Tablet



0 dB = 0.408 W/kg = -3.89 dBW/kg

Communication System: UID 0, LTE Bands - 10MHz Channel BW (0); Frequency: 710 MHz; Duty Cycle: 1:1
 Medium: 750 MHz HSL Medium parameters used (interpolated): $f = 710$ MHz; $\sigma = 0.904$ S/m; $\epsilon_r = 55.959$; $\rho = 1000$ kg/m³
 Phantom section: Flat Section

DASY4 Configuration:

- Probe: ES3DV3 - SN3341; ConvF(6.19, 6.19, 6.19); Calibrated: 21/08/14;
- Sensor-Surface: 4mm (Mechanical Surface Detection)
- Electronics: DAE4 Sn1435; Calibrated: 20/02/15
- Phantom: ELI v5.0 (30deg probe tilt); Type: QDOVA002AA; Serial: TP:xxxx
- ; SEMCAD X Version 14.6.10 (7331)

Configuration/Back - Middle/Area Scan (121x171x1): Interpolated grid: dx=1.500 mm, dy=1.500 mm

Maximum value of SAR (interpolated) = 0.408 W/kg

Configuration/Back - Middle/Zoom Scan (5x5x7) (5x5x7)/Cube 0: Measurement grid: dx=8mm, dy=8mm, dz=5mm

Reference Value = 19.61 V/m; Power Drift = 0.01 dB

Peak SAR (extrapolated) = 0.552 W/kg

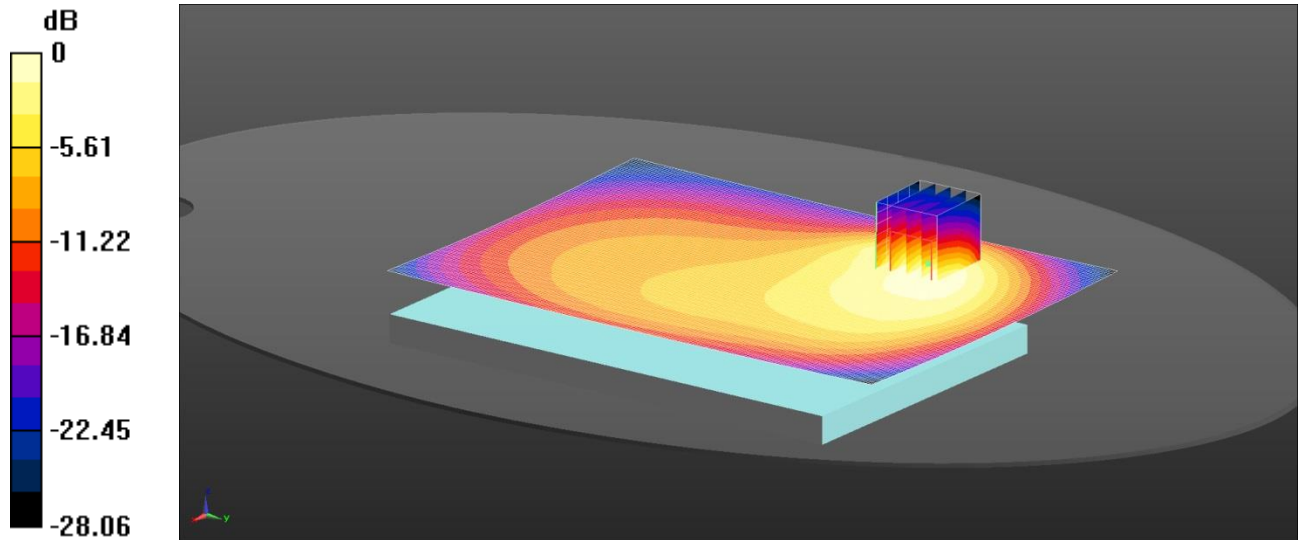
SAR(1 g) = 0.370 W/kg; SAR(10 g) = 0.243 W/kg

Maximum value of SAR (measured) = 0.405 W/kg

119: Back of EUT Facing Phantom LTE FDD 17 10MHz 50%RB Middle CH23790 Sensor Inactive

Date: 28/04/15

DUT: Inari 8; Type: Tablet



0 dB = 0.321 W/kg = -4.93 dBW/kg

- Communication System: UID 0, LTE Bands - 10MHz Channel BW (0); Frequency: 710 MHz; Duty Cycle: 1:1
 Medium: 750 MHz HSL Medium parameters used (interpolated): $f = 710 \text{ MHz}$; $\sigma = 0.904 \text{ S/m}$; $\epsilon_r = 55.959$; $\rho = 1000 \text{ kg/m}^3$
 Phantom section: Flat Section
 DASY4 Configuration:
 - Probe: ES3DV3 - SN3341; ConvF(6.19, 6.19, 6.19); Calibrated: 21/08/14;
 - Sensor-Surface: 4mm (Mechanical Surface Detection)
 - Electronics: DAE4 Sn1435; Calibrated: 20/02/15
 - Phantom: ELI v5.0 (30deg probe tilt); Type: QDOVA002AA; Serial: TP:xxxx
 - ; SEMCAD X Version 14.6.10 (7331)

Configuration/Back - Middle/Area Scan (121x171x1): Interpolated grid: $dx=1.500 \text{ mm}$, $dy=1.500 \text{ mm}$

Maximum value of SAR (interpolated) = 0.321 W/kg

Configuration/Back - Middle/Zoom Scan (5x5x7) 2 2 (5x5x7)/Cube 0: Measurement grid: $dx=8\text{mm}$, $dy=8\text{mm}$, $dz=5\text{mm}$

Reference Value = 18.87 V/m; Power Drift = 0.09 dB

Peak SAR (extrapolated) = 0.433 W/kg

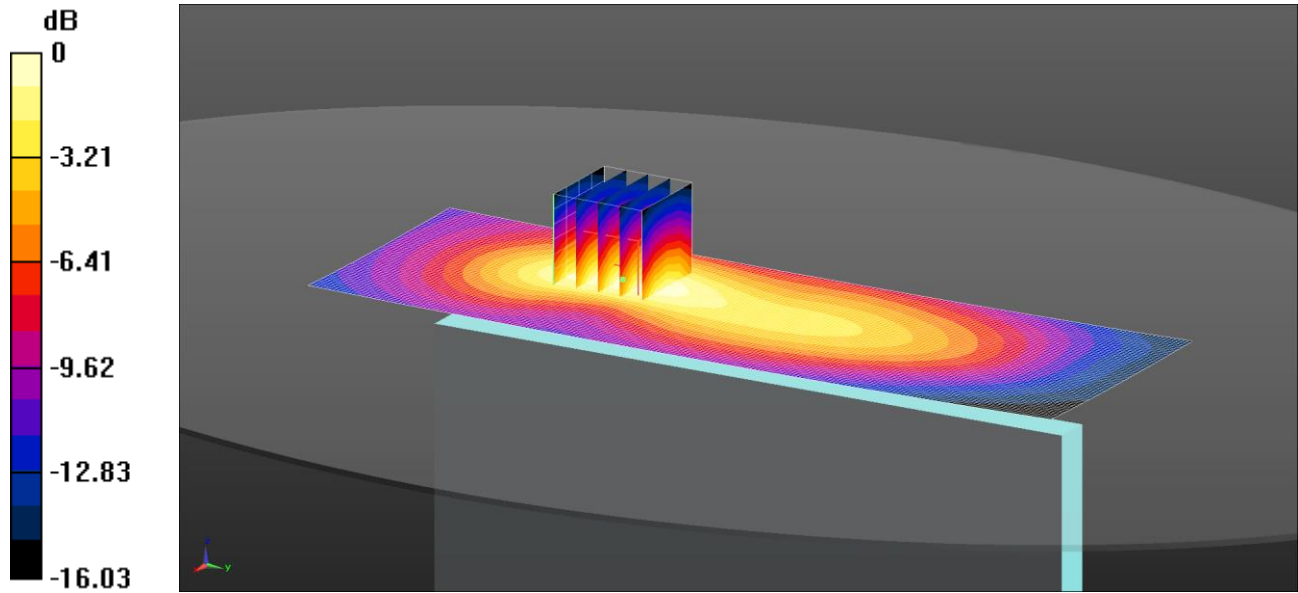
SAR(1 g) = 0.290 W/kg; SAR(10 g) = 0.191 W/kg

Maximum value of SAR (measured) = 0.315 W/kg

120: Top of EUT Facing Phantom LTE FDD 17 10MHz 1RB Middle CH23790 Sensor Inactive

Date: 28/04/15

DUT: Inari 8; Type: Tablet



0 dB = 0.114 W/kg = -9.42 dBW/kg

Communication System: UID 0, LTE Bands - 10MHz Channel BW (0); Frequency: 710 MHz; Duty Cycle: 1:1

Medium: 750 MHz HSL Medium parameters used (interpolated): $f = 710$ MHz; $\sigma = 0.904$ S/m; $\epsilon_r = 55.959$; $\rho = 1000$ kg/m³

Phantom section: Flat Section

DASY4 Configuration:

- Probe: ES3DV3 - SN3341; ConvF(6.19, 6.19, 6.19); Calibrated: 21/08/14;
- Sensor-Surface: 4mm (Mechanical Surface Detection)
- Electronics: DAE4 Sn1435; Calibrated: 20/02/15
- Phantom: ELI v5.0 (30deg probe tilt); Type: QDOVA002AA; Serial: TP:xxxx
- ; SEMCAD X Version 14.6.10 (7331)

Configuration/Top - Middle/Area Scan (61x181x1): Interpolated grid: dx=1.500 mm, dy=1.500 mm

Maximum value of SAR (interpolated) = 0.114 W/kg

Configuration/Top - Middle/Zoom Scan (5x5x7) 2 2 (5x5x7)/Cube 0: Measurement grid: dx=8mm, dy=8mm, dz=5mm

Reference Value = 11.33 V/m; Power Drift = -0.02 dB

Peak SAR (extrapolated) = 0.145 W/kg

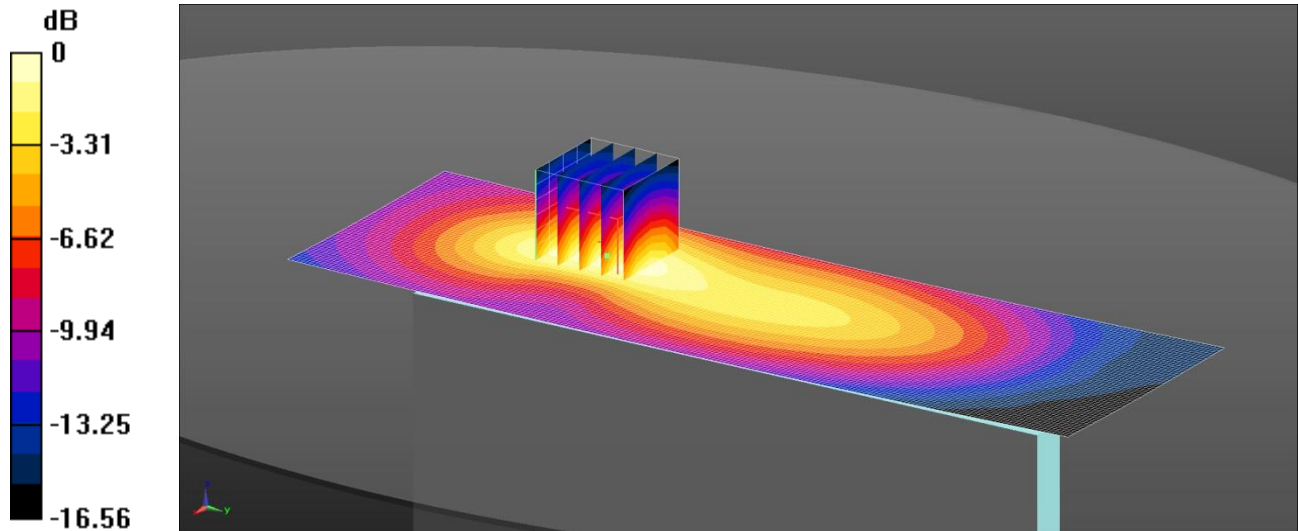
SAR(1 g) = 0.106 W/kg; SAR(10 g) = 0.072 W/kg

Maximum value of SAR (measured) = 0.114 W/kg

121: Top of EUT Facing Phantom LTE FDD 17 10MHz 50%RB Middle CH23790 Sensor Inactive

Date: 28/04/15

DUT: Inari 8; Type: Tablet



0 dB = 0.0895 W/kg = -10.48 dBW/kg

Communication System: UID 0, LTE Bands - 10MHz Channel BW (0); Frequency: 710 MHz; Duty Cycle: 1:1
 Medium: 750 MHz HSL Medium parameters used (interpolated): $f = 710 \text{ MHz}$; $\sigma = 0.904 \text{ S/m}$; $\epsilon_r = 55.959$; $\rho = 1000 \text{ kg/m}^3$
 Phantom section: Flat Section

DASY4 Configuration:

- Probe: ES3DV3 - SN3341; ConvF(6.19, 6.19, 6.19); Calibrated: 21/08/14;
- Sensor-Surface: 4mm (Mechanical Surface Detection)
- Electronics: DAE4 Sn1435; Calibrated: 20/02/15
- Phantom: ELI v5.0 (30deg probe tilt); Type: QDOVA002AA; Serial: TP:xxxx
- ; SEMCAD X Version 14.6.10 (7331)

Configuration/Top - Middle/Area Scan (61x191x1): Interpolated grid: $dx=1.500 \text{ mm}$, $dy=1.500 \text{ mm}$

Maximum value of SAR (interpolated) = 0.0895 W/kg

Configuration/Top - Middle/Zoom Scan (5x5x7) 2 2 (5x5x7)/Cube 0: Measurement grid: $dx=8\text{mm}$, $dy=8\text{mm}$, $dz=5\text{mm}$

Reference Value = 10.05 V/m; Power Drift = -0.03 dB

Peak SAR (extrapolated) = 0.115 W/kg

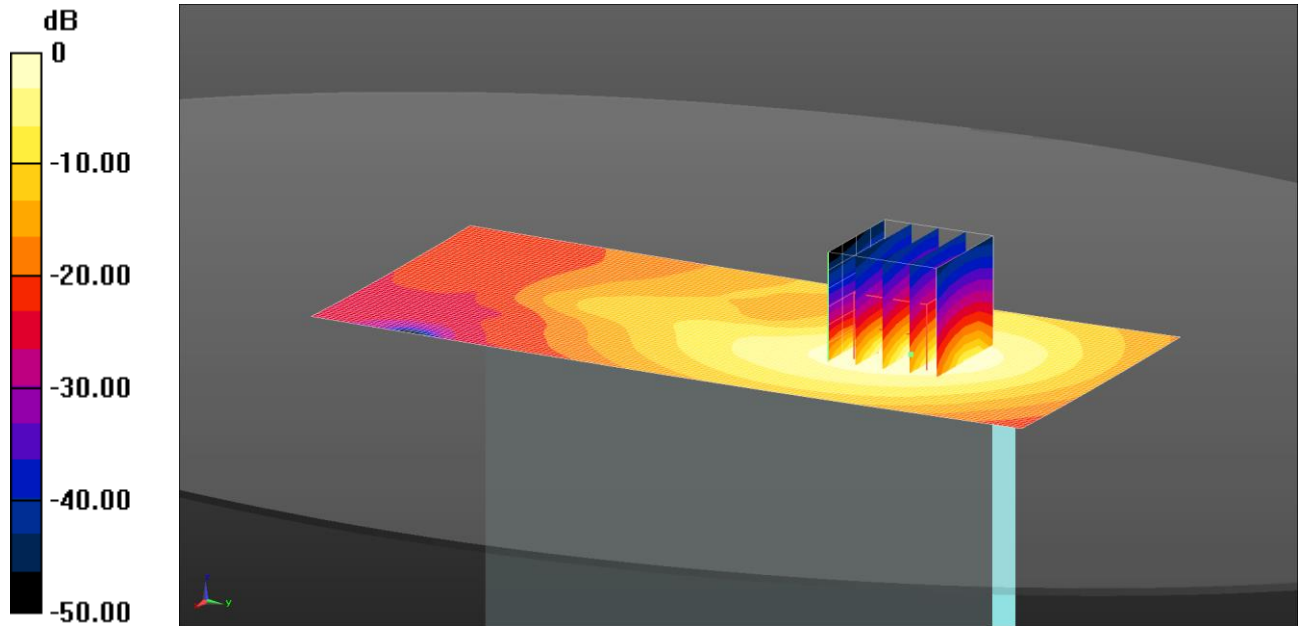
SAR(1 g) = 0.084 W/kg; SAR(10 g) = 0.057 W/kg

Maximum value of SAR (measured) = 0.0908 W/kg

122: Left of EUT Facing Phantom LTE FDD 17 10MHz 1RB Middle CH23790 Sensor Inactive

Date: 28/04/15

DUT: Inari 8; Type: Tablet



0 dB = 0.314 W/kg = -5.03 dBW/kg

Communication System: UID 0, LTE Bands - 10MHz Channel BW (0); Frequency: 710 MHz; Duty Cycle: 1:1
 Medium: 750 MHz HSL Medium parameters used (interpolated): $f = 710$ MHz; $\sigma = 0.904$ S/m; $\epsilon_r = 55.959$; $\rho = 1000$ kg/m³
 Phantom section: Flat Section
 DASY4 Configuration:
 - Probe: ES3DV3 - SN3341; ConvF(6.19, 6.19, 6.19); Calibrated: 21/08/14;
 - Sensor-Surface: 4mm (Mechanical Surface Detection)
 - Electronics: DAE4 Sn1435; Calibrated: 20/02/15
 - Phantom: ELI v5.0 (30deg probe tilt); Type: QDOVA002AA; Serial: TP:xxxx
 - ; SEMCAD X Version 14.6.10 (7331)

Configuration/Left - Middle 2/Area Scan (61x141x1): Interpolated grid: dx=1.500 mm, dy=1.500 mm

Maximum value of SAR (interpolated) = 0.314 W/kg

Configuration/Left - Middle 2/Zoom Scan (5x5x7) (5x5x7)/Cube 0: Measurement grid: dx=8mm, dy=8mm, dz=5mm

Reference Value = 16.80 V/m; Power Drift = 0.05 dB

Peak SAR (extrapolated) = 0.763 W/kg

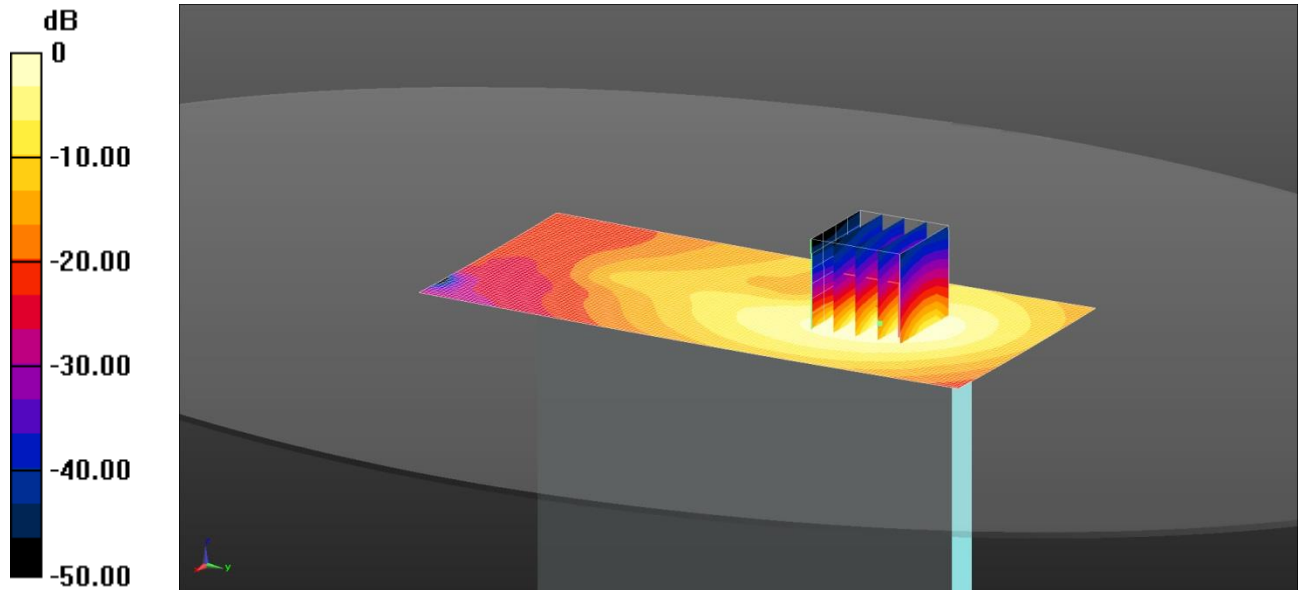
SAR(1 g) = 0.329 W/kg; SAR(10 g) = 0.181 W/kg

Maximum value of SAR (measured) = 0.335 W/kg

123: Left of EUT Facing Phantom LTE FDD 17 10MHz 50%RB Middle CH23790 Sensor Inactive

Date: 28/04/15

DUT: Inari 8; Type: Tablet



0 dB = 0.242 W/kg = -6.16 dBW/kg

Communication System: UID 0, LTE Bands - 10MHz Channel BW (0); Frequency: 710 MHz; Duty Cycle: 1:1
 Medium: 750 MHz HSL Medium parameters used (interpolated): $f = 710 \text{ MHz}$; $\sigma = 0.904 \text{ S/m}$; $\epsilon_r = 55.959$; $\rho = 1000 \text{ kg/m}^3$
 Phantom section: Flat Section
 DASY4 Configuration:
 - Probe: ES3DV3 - SN3341; ConvF(6.19, 6.19, 6.19); Calibrated: 21/08/14;
 - Sensor-Surface: 4mm (Mechanical Surface Detection)
 - Electronics: DAE4 Sn1435; Calibrated: 20/02/15
 - Phantom: ELI v5.0 (30deg probe tilt); Type: QDOVA002AA; Serial: TP:xxxx
 - ; SEMCAD X Version 14.6.10 (7331)

Configuration/Left - Middle/Area Scan (61x131x1): Interpolated grid: $dx=1.500 \text{ mm}$, $dy=1.500 \text{ mm}$
 Maximum value of SAR (interpolated) = 0.242 W/kg
Configuration/Left - Middle/Zoom Scan (5x5x7) (5x5x7)/Cube 0: Measurement grid: $dx=8\text{mm}$, $dy=8\text{mm}$, $dz=5\text{mm}$
 Reference Value = 18.10 V/m; Power Drift = -0.02 dB
 Peak SAR (extrapolated) = 0.593 W/kg
SAR(1 g) = 0.257 W/kg; SAR(10 g) = 0.142 W/kg
 Maximum value of SAR (measured) = 0.266 W/kg