


12. Appendixes

12.1. Photos and Ports Location

This appendix contains the following photographs:

Photo Reference Number	Title
001	Test configuration for the measurement of Specific Absorption Rate (SAR)
002	Back of the EUT at 14mm Separation
003	Top of the EUT at 12mm Separation
004	Left Edge of the EUT at 0mm Separation
005	Back of the EUT at 0mm Separation
006	Top of the EUT at 0mm
007	Front View of the EUT
008	Back View of the EUT
009	Internal View of the EUT
010	Battery View
011	Front View of the Conducted Sample
012	Antenna Schematics
013	EUT Sections with Antenna-to-Edge Separation Distance


001: Test configuration for the measurement of Specific Absorption Rate (SAR)




002: Back of the EUT at 12mm Separation



003: Top of the EUT at 14mm Separation



004: Left Edge of the EUT at 0mm Separation



005: Back of the EUT at 0mm Separation



006: Top of the EUT at 0mm



007: Front View of the EUT



008: Back View of the EUT



009: Internal View of the EUT



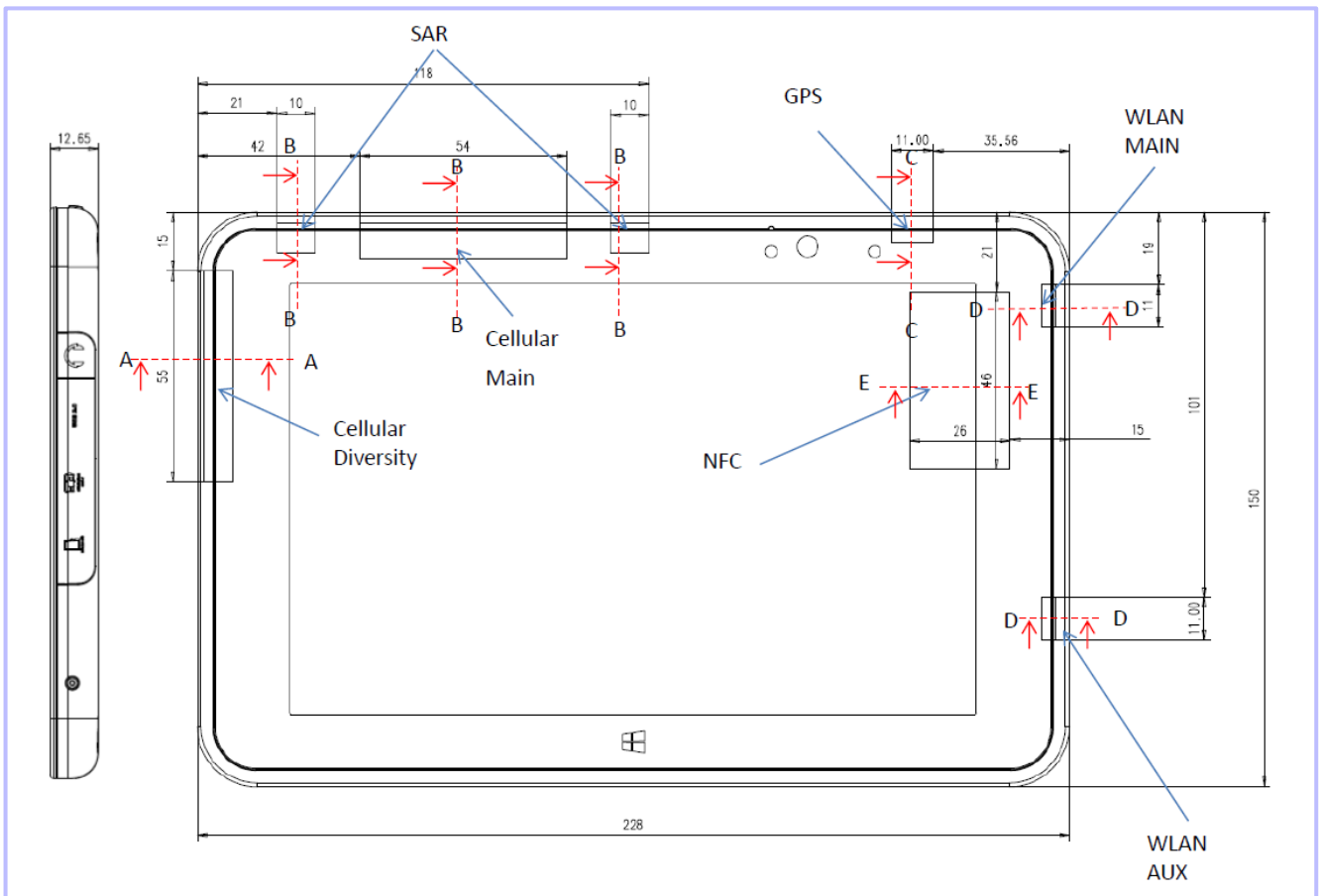
010: Battery View



011: Front View of the Conducted Sample



012: Antenna Schematics



013: EUT Sections with Antenna-to-Edge Separation Distance

