



Inter**Lab**[®]

Photo Report on

Test Setups

NFC card reader

incorporated in tablet computer

INARI5-WLAN-1

FCC ID: 2ABVH-INARI51

IC: 11875A-INARI51

Report Reference: MDE_AAVAM_1408_FCCi_photo_report

Test Laboratory:

7Layers AG
Borsigstrasse 11
40880 Ratingen
Germany



Note:

The following test results relate only to the devices specified in this document. This report shall not be reproduced in parts without the written approval of the test laboratory.

7 layers AG
Borsigstrasse 11
40880 Ratingen, Germany
Phone: +49 (0) 2102 749 0
Fax: +49 (0) 2102 749 350
www.7Layers.com

Aufsichtsratsvorsitzender •
Chairman of the Supervisory Board:
Peter Mertel
Vorstand • Board:
Dr. H. Ansorge

Registergericht • registered in:
Düsseldorf, HRB 44096
USt-IdNr • VAT No.:
DE 203159652
TAX No. 147/5869/0385
A Bureau Veritas Group Company



Photo 1: Equipment under test and definition of test sides for radiated measurements



Photo 2: Test setup for radiated measurements (Enclosure, below 30 MHz, intentional radiator §15). The construction visible on the top of the photo consists of non-conductive ropes which do not affect the measurement results.




Photo 3: Test setup for radiated measurements (Enclosure, below 30 MHz, intentional radiator §15)




Photo 4: Test setup for radiated measurements vertical antenna polarisation (Enclosure, semi-anechoic chamber, 30 MHz to 1 GHz, intentional radiator §15)




Photo 5: Test setup for radiated measurements vertical antenna polarisation (Enclosure, semi-anechoic chamber, 30 MHz to 1 GHz, intentional radiator §15)