

# FCC Test Report

**FCC ID** : 2ABVH-INARI10B1  
**Equipment** : Tablet  
**Brand Name** : AAVA  
**Model Name** : INARI10B-WIG-1  
**Applicant** : Aava Mobile Oy  
NAHKATEHTAANKATU 2 90130 OULU FINLAND  
**Manufacturer** : Aava Mobile Oy  
NAHKATEHTAANKATU 2 90130 OULU FINLAND  
**Standard** : 47 CFR FCC Part 15.407

The product was received on Jan. 23, 2019, and testing was started from Jan. 24, 2019 and completed on Mar. 06, 2019. We, SPORTON INTERNATIONAL INC. EMC & Wireless Communications Laboratory, would like to declare that the tested sample has been evaluated in accordance with the procedures given in ANSI C63.10-2013 and shown compliance with the applicable technical standards.

The report must not be used by the client to claim product certification, approval, or endorsement by TAF or any agency of government.

The test results in this report apply exclusively to the tested model / sample. Without written approval of SPORTON INTERNATIONAL INC. EMC & Wireless Communications Laboratory, the test report shall not be reproduced except in full.



Approved by: Allen Lin

**SPORTON INTERNATIONAL INC. EMC & Wireless Communications Laboratory**

No. 52, Huaya 1st Rd., Guishan Dist., Taoyuan City, Taiwan (R.O.C.)



# Table of Contents

**HISTORY OF THIS TEST REPORT .....3**

**SUMMARY OF TEST RESULT .....4**

**1 GENERAL DESCRIPTION .....5**

1.1 Information.....5

1.2 Testing Applied Standards .....8

1.3 Testing Location Information .....8

1.4 Measurement Uncertainty .....8

**2 TEST CONFIGURATION OF EUT.....9**

2.1 Test Condition .....9

2.2 Test Channel Mode .....9

2.3 The Worst Case Measurement Configuration.....17

2.4 Accessories .....17

2.5 Test Setup Diagram .....18

**3 TRANSMITTER TEST RESULT .....19**

3.1 AC Power-line Conducted Emissions .....19

3.2 Emission Bandwidth .....20

3.3 Maximum Conducted Output Power .....21

3.4 Peak Power Spectral Density.....23

3.5 Unwanted Emissions.....25

3.6 Test Equipment and Calibration Data .....29

**APPENDIX A. TEST RESULTS OF AC POWER-LINE CONDUCTED EMISSIONS**

**APPENDIX B. TEST RESULTS OF EMISSION BANDWIDTH**

**APPENDIX C. TEST RESULTS OF MAXIMUM CONDUCTED OUTPUT POWER**

**APPENDIX D. TEST RESULTS OF PEAK POWER SPECTRAL DENSITY**

**APPENDIX E. TEST RESULTS OF UNWANTED EMISSIONS**

**APPENDIX F. TEST PHOTOS**

**PHOTOGRAPHS OF EUT V01**



### History of this test report

Report No.	Version	Description	Issued Date
FR910212-01AN	01	Initial issue of report	Feb. 27, 2019
FR910212-01AN	02	Update Power, and all test items were evaluated	Mar. 13, 2019



### Summary of Test Result

Report Clause	Ref. Std. Clause	Test Items	Result (PASS/FAIL)	Remark
1.1.2	15.203	Antenna Requirement	PASS	-
3.1	15.207	AC Power-line Conducted Emissions	PASS	-
3.2	15.407(a)	Emission Bandwidth	PASS	-
3.3	15.407(a)	Maximum Conducted Output Power	PASS	-
3.4	15.407(a)	Peak Power Spectral Density	PASS	-
3.5	15.407(b)	Unwanted Emissions	PASS	-

<b>Declaration of Conformity:</b>
The test results with all measurement uncertainty excluded are presented in accordance with the regulation limits or requirements declared by manufacturers.
<b>Comments and explanations:</b>
None

Reviewed by: Jackson Tsai

Report Producer: Ann Hou

# 1 General Description

## 1.1 Information

### 1.1.1 RF General Information

Product Feature	
Equipment Name	Tablet
Brand Name	AAVA
Model No.	INARI10B-WIG-1
FCC ID	2ABVH-INARI10B1
EUT supports Radios application	NFC/GNSS WLAN 11a/b/g/n HT20/HT40 WLAN 11ac VHT20/VHT40/VHT80 Bluetooth BR/EDR/LE
HW Version	DV1
SW version	Windows 10
EUT Stage	Identical Prototype

Remark: The above EUT'S information was declared by manufacturer.

Frequency Range (MHz)	IEEE Std. 802.11	Ch. Frequency (MHz)	Channel Number
5150-5250	a, n (HT20), ac (VHT20)	5180-5240	36-48 [4]
5250-5350		5260-5320	52-64 [4]
5470-5725		5500-5700	100-140 [11]
Straddle 5720		5720	144 [1]
5725-5850		5745-5825	149-165 [5]
5150-5250	n (HT40), ac (VHT40)	5190-5230	38-46 [2]
5250-5350		5270-5310	54-62 [2]
5470-5725		5510-5670	102-134 [5]
Straddle 5710		5710	142 [1]
5725-5850		5755-5795	151-159 [2]
5150-5250	ac (VHT80)	5210	42 [1]
5250-5350		5290	58 [1]
5470-5725		5530-5610	106-122 [2]
Straddle 5690		5690	138 [1]
5725-5850		5775	155 [1]



Band	Mode	BWch (MHz)	Nant
5.15-5.25GHz	802.11a	20	2TX
5.25-5.35GHz	802.11a	20	2TX
5.47-5.725GHz	802.11a	20	2TX
5.725-5.85GHz	802.11a	20	2TX
5.15-5.25GHz	802.11n HT20	20	2TX
5.25-5.35GHz	802.11n HT20	20	2TX
5.47-5.725GHz	802.11n HT20	20	2TX
5.725-5.85GHz	802.11n HT20	20	2TX
5.15-5.25GHz	802.11n HT40	40	2TX
5.25-5.35GHz	802.11n HT40	40	2TX
5.47-5.725GHz	802.11n HT40	40	2TX
5.725-5.85GHz	802.11n HT40	40	2TX
5.15-5.25GHz	802.11ac VHT20	20	2TX
5.25-5.35GHz	802.11ac VHT20	20	2TX
5.47-5.725GHz	802.11ac VHT20	20	2TX
5.725-5.85GHz	802.11ac VHT20	20	2TX
5.15-5.25GHz	802.11ac VHT40	40	2TX
5.25-5.35GHz	802.11ac VHT40	40	2TX
5.47-5.725GHz	802.11ac VHT40	40	2TX
5.725-5.85GHz	802.11ac VHT40	40	2TX
5.15-5.25GHz	802.11ac VHT80	80	2TX
5.25-5.35GHz	802.11ac VHT80	80	2TX
5.47-5.725GHz	802.11ac VHT80	80	2TX
5.725-5.85GHz	802.11ac VHT80	80	2TX

Note:

- ♦ 11a, HT20 and HT40 use a combination of OFDM-BPSK, QPSK, 16QAM, 64QAM modulation.
- ♦ VHT20, VHT40, VHT80 use a combination of OFDM-BPSK, QPSK, 16QAM, 64QAM, 256QAM modulation.
- ♦ BWch is the nominal channel bandwidth.

### 1.1.2 Antenna Information

Ant.	Port	Brand	Model Name	Antenna Type	Connector
1	1	Aava Mobile Ltd.	INARI10B	Ceramic	Mini-IPEX
2	2	Aava Mobile Ltd.	INARI10B	Ceramic	Mini-IPEX

Ant.	Gain (dBi)			
	U-NII-1	U-NII-2A	U-NII-2C	U-NII-3
1	3.1	3.1	2.9	3.1
2	3.0	3.0	2.5	2.1

Note 1: The EUT has two antennas.

**For 5GHz function:**

For IEEE 802.11 a/n/ac mode (1TX/1RX)

Support diversity function and test on each single chain.

For IEEE 802.11 a/n/ac mode (2TX/2RX)

Ant. 1 (port 1) and Ant. 2 (port 2) could transmit/receive simultaneously.

**1.1.3 EUT Information**

Operational Condition				
EUT Power Type	From AC Adapter			
EUT Function	<input type="checkbox"/>	Outdoor	<input type="checkbox"/>	Indoor
	<input type="checkbox"/>	Fixed P2P	<input checked="" type="checkbox"/>	Client
Beamforming Function	<input type="checkbox"/>	With beamforming	<input checked="" type="checkbox"/>	Without beamforming
TPC Function	<input checked="" type="checkbox"/>	With TPC Function	<input type="checkbox"/>	Without TPC Function
Weather Band	<input checked="" type="checkbox"/>	With 5600~5650MHz	<input type="checkbox"/>	Without 5600~5650MHz
Type of EUT				
<input checked="" type="checkbox"/>	Stand-alone			
<input type="checkbox"/>	Combined (EUT where the radio part is fully integrated within another device)			
	Combined Equipment - Brand Name / Model No.:		...	
<input type="checkbox"/>	Plug-in radio (EUT intended for a variety of host systems)			
	Host System - Brand Name / Model No.:		...	
<input type="checkbox"/>	Other:			

**1.1.4 Mode Test Duty Cycle**

Mode	DC	DCF(dB)	T(s)	VBW(Hz) ≥ 1/T
802.11a	0.949	0.227	2.052m	1k
802.11n HT20	0.957	0.191	1.911m	1k
802.11n HT40	0.84	0.757	939.063u	3k
802.11ac VHT20	0.957	0.191	1.919m	1k
802.11ac VHT40	0.84	0.757	946.875u	3k
802.11ac VHT80	0.845	0.731	464.063u	3k

Note. If DC < 0.98, the DCF was added while measuring Output power and PSD.

## 1.2 Testing Applied Standards

According to the specifications of the manufacturer, the EUT must comply with the requirements of the following standards:

- ◆ 47 CFR FCC Part 15
- ◆ ANSI C63.10-2013
- ◆ KDB 789033 D02 v02r01
- ◆ KDB 662911 D01 v02r01

## 1.3 Testing Location Information

Testing Location		
<input checked="" type="checkbox"/>	HWA YA	ADD : No. 52, Huaya 1st Rd., Guishan Dist., Taoyuan City, Taiwan (R.O.C.) TEL : 886-3-327-3456      FAX : 886-3-327-0973
Test site Designation No. TW1190 with FCC.		
<input type="checkbox"/>	JHUBEI	ADD : No.8, Ln. 724, Bo'ai St., Zhubei City, Hsinchu County, Taiwan (R.O.C.) TEL : 886-3-656-9065      FAX : 886-3-656-9085
Test site Designation No. TW0006 with FCC.		

Test Condition	Test Site No.	Test Engineer	Test Environment	Test Date
AC Conduction	CO04-HY	Lego	22.6~23.2°C / 54~57%	02/Feb/2019
RF Conducted	TH01-HY	Andy	22.4~23.5°C / 61~65%	24/Jan/2019~05/Mar/2019
Radiated	03CH02-HY	Lego	22.2~22.8°C / 51.8~53.2 %	25/Jan/2019~06/Mar/2019

## 1.4 Measurement Uncertainty

ISO/IEC 17025 requires that an estimate of the measurement uncertainties associated with the emissions test results be included in the report. The measurement uncertainties given below are based on a 95% confidence level (based on a coverage factor (k=2))

Test Items	Uncertainty	Remark
Conducted Emission (150kHz ~ 30MHz)	3.54 dB	Confidence levels of 95%
Radiated Emission (9kHz ~ 30MHz)	1.6 dB	Confidence levels of 95%
Radiated Emission (30MHz ~ 1,000MHz)	4.3 dB	Confidence levels of 95%
Radiated Emission (1GHz ~ 18GHz)	3.9 dB	Confidence levels of 95%
Radiated Emission (18GHz ~ 40GHz)	3.5 dB	Confidence levels of 95%
Conducted Emission	1.3 dB	Confidence levels of 95%
Temperature	0.7 °C	Confidence levels of 95%
Humidity	4 %	Confidence levels of 95%





## 2 Test Configuration of EUT

### 2.1 Test Condition

Condition Item	Abbreviation/Remark	Remark
RF Conducted	Abbreviation	Remark
TnomVnom	Tnom	20°C
-	Vnom	120V

### 2.2 Test Channel Mode

Test Software Version	DRTU v11.1803.0-06808
-----------------------	-----------------------

Mode	Power Setting
802.11a_Nss1,(6Mbps)_1TX(Port1)	-
5180MHz	10.875
5200MHz	10.750
5220MHz	10.750
5240MHz	10.875
5260MHz	10.875
5280MHz	10.875
5300MHz	10.875
5320MHz	10.750
5500MHz	10.625
5580MHz	10.875
5620MHz	10.625
5660MHz	10.750
5700MHz	10.750
5720MHz Straddle 5.47-5.725GHz	10.875
5720MHz Straddle 5.725-5.85GHz	10.875
5745MHz	10.750
5785MHz	10.375
5825MHz	10.625
802.11a_Nss1,(6Mbps)_1TX(Port2)	-
5180MHz	9.750
5200MHz	9.750
5220MHz	9.750
5240MHz	9.750
5260MHz	9.750



Mode	Power Setting
5280MHz	9.750
5300MHz	9.750
5320MHz	9.875
5500MHz	9.875
5580MHz	9.875
5620MHz	10
5660MHz	9.875
5700MHz	9.750
5720MHz Straddle 5.47-5.725GHz	10.25
5720MHz Straddle 5.725-5.85GHz	10.25
5745MHz	9.5
5785MHz	9.5
5825MHz	9.5
802.11a_Nss1,(6Mbps)_2TX	-
5180MHz	10.875,9.750
5200MHz	10.750,9.750
5220MHz	10.750,9.750
5240MHz	10.875,9.750
5260MHz	10.875,9.750
5280MHz	10.875,9.750
5300MHz	10.875,9.750
5320MHz	10.750,9.875
5500MHz	10.625,9.875
5580MHz	10.875,9.875
5620MHz	10.750,10
5660MHz	10.750,9.875
5700MHz	10.750,9.750
5720MHz Straddle 5.47-5.725GHz	10.875,10.25
5720MHz Straddle 5.725-5.85GHz	10.875,10.25
5745MHz	10.750,9.5
5785MHz	10.375,9.5
5825MHz	10.625,9.5
802.11n HT20_Nss1,(MCS0)_1TX(Port1)	-
5180MHz	10.875
5200MHz	10.875
5220MHz	10.750
5240MHz	10.875
5260MHz	10.875



Mode	Power Setting
5280MHz	10.875
5300MHz	10.875
5320MHz	10.875
5500MHz	10.750
5580MHz	10.875
5620MHz	10.750
5660MHz	10.750
5700MHz	10.750
5720MHz Straddle 5.47-5.725GHz	10.875
5720MHz Straddle 5.725-5.85GHz	10.875
5745MHz	10.750
5785MHz	10.5
5825MHz	10.625
802.11n HT20_Nss1,(MCS0)_1TX(Port2)	-
5180MHz	9.875
5200MHz	9.875
5220MHz	9.875
5240MHz	9.875
5260MHz	9.875
5280MHz	9.875
5300MHz	10
5320MHz	10
5500MHz	9.875
5580MHz	10
5620MHz	10.25
5660MHz	10.125
5700MHz	9.875
5720MHz Straddle 5.47-5.725GHz	10.25
5720MHz Straddle 5.725-5.85GHz	10.25
5745MHz	9.750
5785MHz	9.625
5825MHz	9.625
802.11n HT20_Nss1,(MCS0)_2TX	-
5180MHz	10.875,9.875
5200MHz	10.875,9.875
5220MHz	10.750,9.875
5240MHz	10.875,9.875
5260MHz	10.875,9.875



Mode	Power Setting
5280MHz	10.875,9.875
5300MHz	10.875,10
5320MHz	10.875,10
5500MHz	10.750,9.875
5580MHz	10.875,10
5620MHz	10.750,10.25
5660MHz	10.750,10.125
5700MHz	10.750,9.875
5720MHz Straddle 5.47-5.725GHz	10.875,10.25
5720MHz Straddle 5.725-5.85GHz	10.875,10.25
5745MHz	10.750,9.750
5785MHz	10.5,9.625
5825MHz	10.625,9.625
802.11n HT40_Nss1,(MCS0)_1TX(Port1)	-
5190MHz	10.875
5230MHz	10.750
5270MHz	10.750
5310MHz	10.875
5510MHz	10.875
5550MHz	10.875
5630MHz	10.750
5670MHz	10.875
5710MHz Straddle 5.47-5.725GHz	10.875
5710MHz Straddle 5.725-5.85GHz	10.875
5755MHz	10.750
5795MHz	10.5
802.11n HT40_Nss1,(MCS0)_1TX(Port2)	-
5190MHz	9.750
5230MHz	9.750
5270MHz	10.25
5310MHz	10.25
5510MHz	10.25
5550MHz	10.25
5630MHz	10.25
5670MHz	9.875
5710MHz Straddle 5.47-5.725GHz	10.125
5710MHz Straddle 5.725-5.85GHz	10.125
5755MHz	9.875



Mode	Power Setting
5795MHz	9.625
802.11n HT40_Nss1,(MCS0)_2TX	-
5190MHz	10.875,9.750
5230MHz	10.750,9.750
5270MHz	10.750,10.25
5310MHz	10.875,10.25
5510MHz	10.875,10.25
5550MHz	10.875,10.25
5630MHz	10.750,10.25
5670MHz	10.875,9.875
5710MHz Straddle 5.47-5.725GHz	10.875,10.125
5710MHz Straddle 5.725-5.85GHz	10.875,10.125
5755MHz	10.750,9.875
5795MHz	10.5,9.625
802.11ac VHT20_Nss1,(MCS0)_1TX(Port1)	-
5180MHz	10.875
5200MHz	10.875
5220MHz	10.750
5240MHz	10.750
5260MHz	10.875
5280MHz	10.875
5300MHz	10.875
5320MHz	10.875
5500MHz	10.750
5580MHz	10.875
5620MHz	10.750
5660MHz	10.750
5700MHz	10.750
5720MHz Straddle 5.47-5.725GHz	10.875
5720MHz Straddle 5.725-5.85GHz	10.875
5745MHz	10.750
5785MHz	10.5
5825MHz	10.625
802.11ac VHT20_Nss1,(MCS0)_1TX(Port2)	-
5180MHz	9.875
5200MHz	9.875
5220MHz	9.875
5240MHz	9.875



Mode	Power Setting
5260MHz	9.875
5280MHz	9.875
5300MHz	10
5320MHz	10.125
5500MHz	10
5580MHz	10
5620MHz	10.25
5660MHz	9.875
5700MHz	9.875
5720MHz Straddle 5.47-5.725GHz	10.25
5720MHz Straddle 5.725-5.85GHz	10.25
5745MHz	9.750
5785MHz	9.750
5825MHz	9.625
802.11ac VHT20_Nss1,(MCS0)_2TX	-
5180MHz	10.875,9.875
5200MHz	10.875,9.875
5220MHz	10.750,9.875
5240MHz	10.750,9.875
5260MHz	10.875,9.875
5280MHz	10.875,9.875
5300MHz	10.875,10
5320MHz	10.875,10.125
5500MHz	10.750,10
5580MHz	10.875,10
5620MHz	10.750,10.25
5660MHz	10.750,9.875
5700MHz	10.750,9.875
5720MHz Straddle 5.47-5.725GHz	10.875,10.25
5720MHz Straddle 5.725-5.85GHz	10.875,10.25
5745MHz	10.750,9.750
5785MHz	10.5,9.750
5825MHz	10.625,9.625
802.11ac VHT40_Nss1,(MCS0)_1TX(Port1)	-
5190MHz	10.875
5230MHz	10.750
5270MHz	10.875
5310MHz	10.875



<b>Mode</b>	<b>Power Setting</b>
5510MHz	10.750
5550MHz	10.875
5630MHz	10.875
5670MHz	10.875
5710MHz Straddle 5.47-5.725GHz	10.875
5710MHz Straddle 5.725-5.85GHz	10.875
5755MHz	10.875
5795MHz	10.5
802.11ac VHT40_Nss1,(MCS0)_1TX(Port2)	-
5190MHz	9.750
5230MHz	9.750
5270MHz	9.875
5310MHz	10
5510MHz	10
5550MHz	10
5630MHz	10.25
5670MHz	9.875
5710MHz Straddle 5.47-5.725GHz	10.125
5710MHz Straddle 5.725-5.85GHz	10.125
5755MHz	9.750
5795MHz	9.625
802.11ac VHT40_Nss1,(MCS0)_2TX	-
5190MHz	10.875,9.750
5230MHz	10.750,9.750
5270MHz	10.875,9.875
5310MHz	10.875,10
5510MHz	10.750,10
5550MHz	10.875,10
5630MHz	10.875,10.25
5670MHz	10.875,9.875
5710MHz Straddle 5.47-5.725GHz	10.875,10.125
5710MHz Straddle 5.725-5.85GHz	10.875,10.125
5755MHz	10.875,9.750
5795MHz	10.5,9.625
802.11ac VHT80_Nss1,(MCS0)_1TX(Port1)	-
5210MHz	10.875
5290MHz	10.875
5530MHz	10.875






Mode	Power Setting
5610MHz	10.875
5690MHz Straddle 5.47-5.725GHz	10.875
5690MHz Straddle 5.725-5.85GHz	10.875
5775MHz	10.875
802.11ac VHT80_Nss1,(MCS0)_1TX(Port2)	-
5210MHz	10.25
5290MHz	10.25
5530MHz	10.25
5610MHz	10.25
5690MHz Straddle 5.47-5.725GHz	10.25
5690MHz Straddle 5.725-5.85GHz	10.25
5775MHz	10.25
802.11ac VHT80_Nss1,(MCS0)_2TX	-
5210MHz	10.875,10.25
5290MHz	10.875,10.25
5530MHz	10.875,10.25
5610MHz	10.875,10.25
5690MHz Straddle 5.47-5.725GHz	10.875,10.25
5690MHz Straddle 5.725-5.85GHz	10.875,10.25
5775MHz	10.875,10.25



### 2.3 The Worst Case Measurement Configuration

The Worst Case Mode for Following Conformance Tests	
Tests Item	AC power-line conducted emissions
Condition	AC power-line conducted measurement for line and neutral
Operating Mode	CTX
1	Adapter mode

The Worst Case Mode for Following Conformance Tests	
Tests Item	Emission Bandwidth Maximum Conducted Output Power Peak Power Spectral Density
Test Condition	Conducted measurement at transmit chains

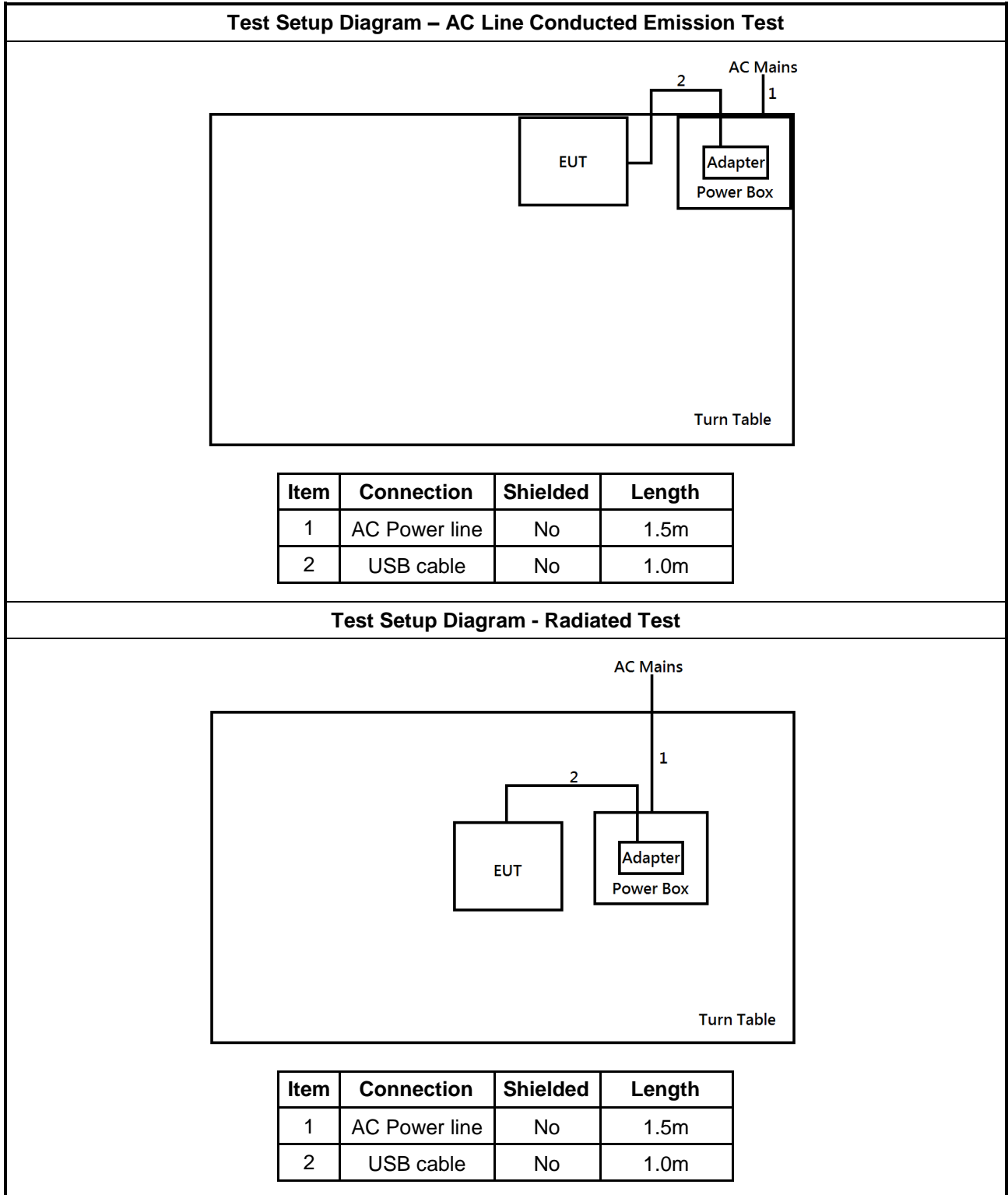
The Worst Case Mode for Following Conformance Tests			
Tests Item	Unwanted Emissions		
Test Condition	Radiated measurement If EUT consist of multiple antenna assembly (multiple antenna are used in EUT regardless of spatial multiplexing MIMO configuration), the radiated test should be performed with highest antenna gain of each antenna type.		
Operating Mode < 1GHz	CTX		
1	Adapter mode		
Operating Mode > 1GHz	CTX		
Orthogonal Planes of EUT	X Plane	Y Plane	Z Plane
			
Worst Planes of EUT	V (1TX)	V (2TX)	

### 2.4 Accessories

Accessories				
AC Adapter US	Brand Name	PHIHONG	Model Name	AQ18A-59CFA
	Power Rating	I/P: 100-240Vac, 0.5 A, O/P: 5Vdc, 3A; 9Vdc, 2A; 12Vdc, 1.5A; 15Vdc, 1.2A		
Battery	Brand Name	Etica Battery	Model Name	AMME3950
	Power Rating	7.7Vdc, 4950mAh	Type	Li-ion
USB Cable	Brand Name	PHIHONG	Model Name	UES-1001A160-R
	Power Cord	1meter, non-shielded cable, w/o ferrite core		

Reminder: Regarding to more detail and other information, please refer to user manual.

## 2.5 Test Setup Diagram



### 3 Transmitter Test Result

#### 3.1 AC Power-line Conducted Emissions

##### 3.1.1 AC Power-line Conducted Emissions Limit

AC Power-line Conducted Emissions Limit		
Frequency Emission (MHz)	Quasi-Peak	Average
0.15-0.5	66 - 56 *	56 - 46 *
0.5-5	56	46
5-30	60	50

Note 1: \* Decreases with the logarithm of the frequency.

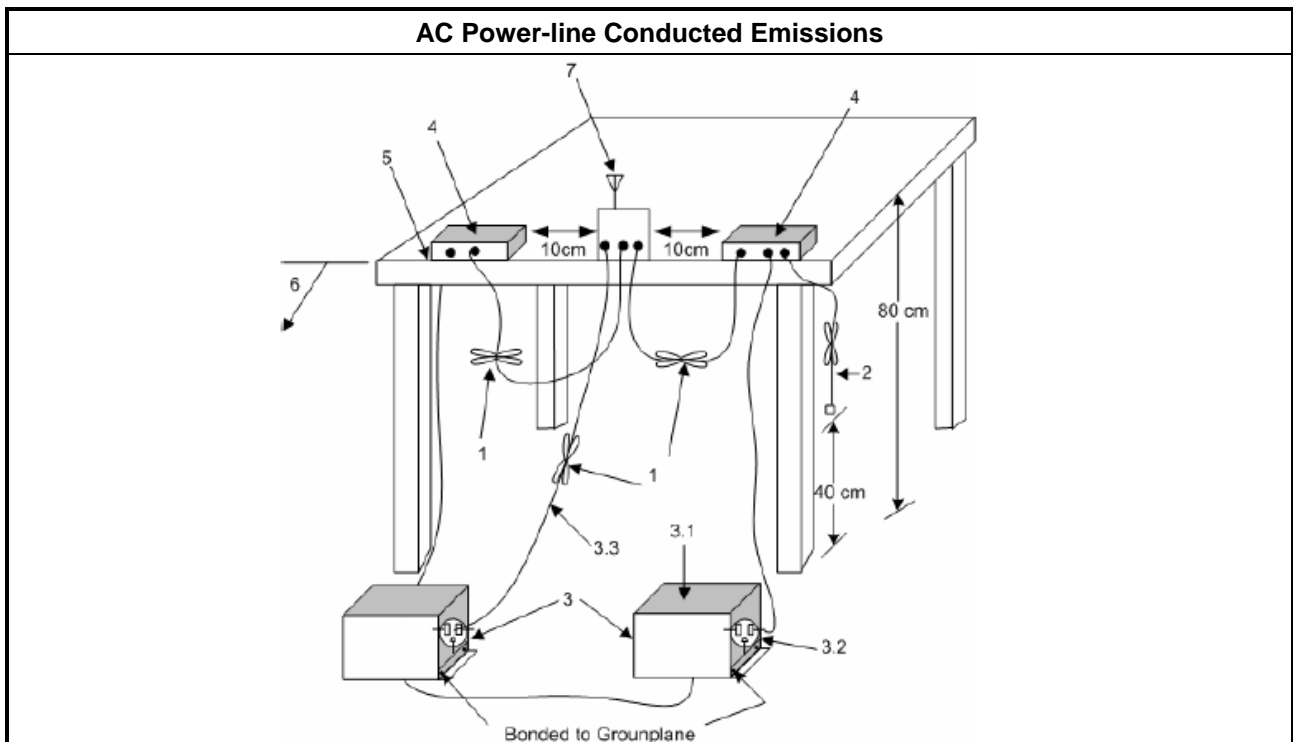
##### 3.1.2 Measuring Instruments

Refer a test equipment and calibration data table in this test report.

##### 3.1.3 Test Procedures

Test Method
<input checked="" type="checkbox"/> Refer as ANSI C63.10-2013, clause 6.2 for AC power-line conducted emissions.

##### 3.1.4 Test Setup



##### 3.1.5 Test Result of AC Power-line Conducted Emissions

Refer as Appendix A

### 3.2 Emission Bandwidth

#### 3.2.1 Emission Bandwidth Limit

Emission Bandwidth Limit	
<b>UNII Devices</b>	
<input checked="" type="checkbox"/>	For the 5.15-5.25 GHz band, N/A
<input checked="" type="checkbox"/>	For the 5.25-5.35 GHz band, N/A
<input checked="" type="checkbox"/>	For the 5.47-5.725 GHz band, N/A
<input checked="" type="checkbox"/>	For the 5.725-5.85 GHz band, 6 dB emission bandwidth $\geq$ 500kHz.

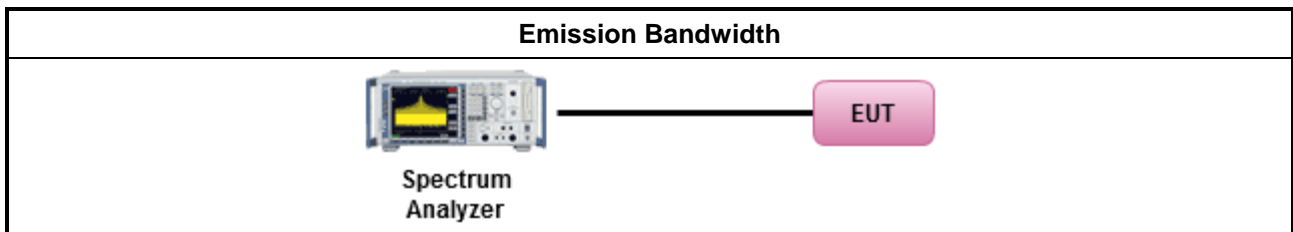
#### 3.2.2 Measuring Instruments

Refer a test equipment and calibration data table in this test report.

#### 3.2.3 Test Procedures

Test Method	
<ul style="list-style-type: none"> <li>▪ For the emission bandwidth shall be measured using one of the options below:</li> </ul>	
<input checked="" type="checkbox"/>	Refer as KDB 789033, clause C for EBW and clause D for OBW measurement.
<input type="checkbox"/>	Refer as ANSI C63.10, clause 6.9.3 for occupied bandwidth testing.
<input type="checkbox"/>	Refer as IC RSS-Gen, clause 6.7 for bandwidth testing.

#### 3.2.4 Test Setup



#### 3.2.5 Test Result of Emission Bandwidth

Refer as Appendix B

### 3.3 Maximum Conducted Output Power

#### 3.3.1 Maximum Conducted Output Power Limit

Maximum Conducted Output Power Limit	
<b>UNII Devices</b>	
<input checked="" type="checkbox"/> For the 5.15-5.25 GHz band:	
	<ul style="list-style-type: none"> <li>▪ Outdoor AP: the maximum conducted output power (<math>P_{Out}</math>) shall not exceed the lesser of 1 W. If <math>G_{TX} &gt; 6</math> dBi, then <math>P_{Out} = 30 - (G_{TX} - 6)</math>. e.i.r.p. at any elevation angle above 30 degrees <math>\leq 125mW</math> [21dBm]</li> <li>▪ Indoor AP: the maximum conducted output power (<math>P_{Out}</math>) shall not exceed the lesser of 1 W. If <math>G_{TX} &gt; 6</math> dBi, then <math>P_{Out} = 30 - (G_{TX} - 6)</math></li> <li>▪ Point-to-point AP: the maximum conducted output power (<math>P_{Out}</math>) shall not exceed the lesser of 1 W. If <math>G_{TX} &gt; 23</math> dBi, then <math>P_{Out} = 30 - (G_{TX} - 23)</math>.</li> <li>▪ Mobile or Portable Client: the maximum conducted output power (<math>P_{Out}</math>) shall not exceed the lesser of 250 mW. If <math>G_{TX} &gt; 6</math> dBi, then <math>P_{Out} = 24 - (G_{TX} - 6)</math>.</li> </ul>
<input checked="" type="checkbox"/> For the 5.25-5.35 GHz band, the maximum conducted output power ( $P_{Out}$ ) shall not exceed the lesser of 250 mW or $11 \text{ dBm} + 10 \log B$ , where B is the 26 dB emission bandwidth in MHz. If $G_{TX} > 6$ dBi, then $P_{Out} = 24 - (G_{TX} - 6)$ .	
<input checked="" type="checkbox"/> For the 5.47-5.725 GHz band, the maximum conducted output power ( $P_{Out}$ ) shall not exceed the lesser of 250 mW or $11 \text{ dBm} + 10 \log B$ , where B is the 26 dB emission bandwidth in MHz. If $G_{TX} > 6$ dBi, then $P_{Out} = 24 - (G_{TX} - 6)$ .	
<input checked="" type="checkbox"/> For the 5.725-5.85 GHz band:	
	<ul style="list-style-type: none"> <li>▪ Point-to-multipoint systems (P2M): the maximum conducted output power (<math>P_{Out}</math>) shall not exceed the lesser of 1 W. If <math>G_{TX} &gt; 6</math> dBi, then <math>P_{Out} = 30 - (G_{TX} - 6)</math>.</li> <li>▪ Point-to-point systems (P2P): the maximum conducted output power (<math>P_{Out}</math>) shall not exceed the lesser of 1 W.</li> </ul>
$P_{Out}$ = maximum conducted output power in dBm, $G_{TX}$ = the maximum transmitting antenna directional gain in dBi.	

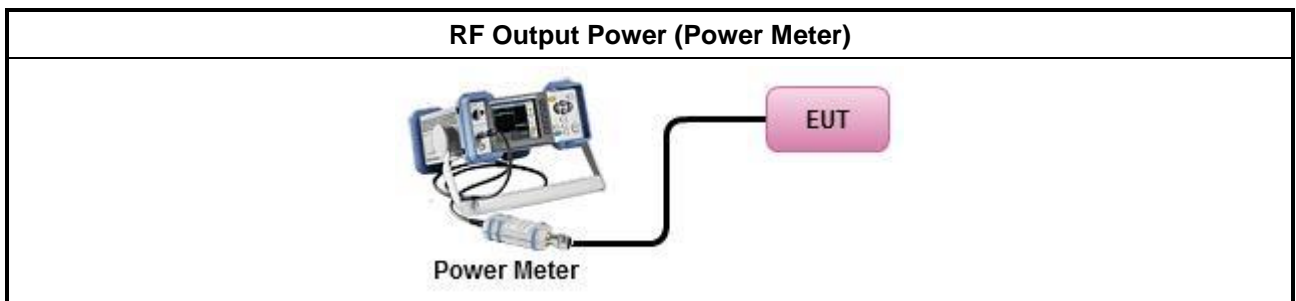
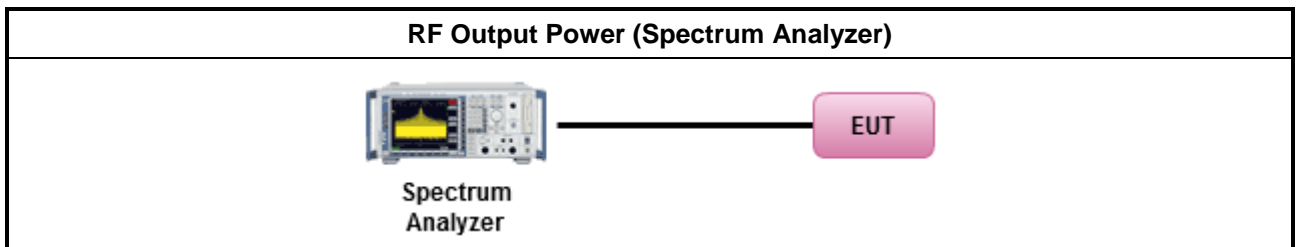
### 3.3.2 Measuring Instruments

Refer a test equipment and calibration data table in this test report.

### 3.3.3 Test Procedures

Test Method	
<ul style="list-style-type: none"> <li>Maximum Conducted Output Power</li> </ul>	
	Duty cycle $\geq 98\%$
<input type="checkbox"/>	Refer as KDB 789033, clause E Method SA-2 (spectral trace averaging).
	Duty cycle $< 98\%$
<input checked="" type="checkbox"/>	Refer as KDB 789033, clause E Method SA-2 Alt. (RMS detection with slow sweep speed)
Wideband RF power meter and average over on/off periods with duty factor	
<input checked="" type="checkbox"/>	Refer as KDB 789033, clause E Method PM (using an RF average power meter).
<ul style="list-style-type: none"> <li>For conducted measurement.</li> </ul>	
	<ul style="list-style-type: none"> <li>If the EUT supports multiple transmit chains using options given below: Refer as KDB 662911, In-band power measurements. Using the measure-and-sum approach, measured all transmit ports individually. Sum the power (in linear power units e.g., mW) of all ports for each individual sample and save them.</li> </ul>
	<ul style="list-style-type: none"> <li>If multiple transmit chains, EIRP calculation could be following as methods:  <math>P_{total} = P_1 + P_2 + \dots + P_n</math>                      (calculated in linear unit [mW] and transfer to log unit [dBm])  <math>EIRP_{total} = P_{total} + DG</math> </li> </ul>

### 3.3.4 Test Setup



### 3.3.5 Test Result of Maximum Conducted Output Power

Refer as Appendix C

### 3.4 Peak Power Spectral Density

#### 3.4.1 Peak Power Spectral Density Limit

Peak Power Spectral Density Limit	
<b>UNII Devices</b>	
<input checked="" type="checkbox"/> For the 5.15-5.25 GHz band:	
<input type="checkbox"/>	<ul style="list-style-type: none"> <li>▪ Outdoor AP: the peak power spectral density (PPSD) shall not exceed the lesser of 17dBm/MHz. If <math>G_{TX} &gt; 6</math> dBi, then <math>P_{Out} = 17 - (G_{TX} - 6)</math>.</li> <li>▪ Indoor AP: the peak power spectral density (PPSD) shall not exceed the lesser of 17dBm/MHz. If <math>G_{TX} &gt; 6</math> dBi, then <math>P_{Out} = 17 - (G_{TX} - 6)</math>.</li> <li>▪ Point-to-point AP: the peak power spectral density (PPSD) shall not exceed the lesser of 17dBm/MHz. If <math>G_{TX} &gt; 23</math> dBi, then <math>P_{Out} = 17 - (G_{TX} - 23)</math>.</li> <li>▪ Mobile or Portable Client: the peak power spectral density (PPSD) <math>\leq 11</math> dBm/MHz. If <math>G_{TX} &gt; 6</math> dBi, then <math>PPSD = 11 - (G_{TX} - 6)</math>.</li> </ul>
<input checked="" type="checkbox"/> For the 5.25-5.35 GHz band, the peak power spectral density (PPSD) $\leq 11$ dBm/MHz. If $G_{TX} > 6$ dBi, then $PPSD = 11 - (G_{TX} - 6)$ .	
<input checked="" type="checkbox"/> For the 5.47-5.725 GHz band, the peak power spectral density (PPSD) $\leq 11$ dBm/MHz. If $G_{TX} > 6$ dBi, then $PPSD = 11 - (G_{TX} - 6)$ .	
<input checked="" type="checkbox"/> For the 5.725-5.85 GHz band:	
<input type="checkbox"/>	<ul style="list-style-type: none"> <li>▪ Point-to-multipoint systems (P2M): the peak power spectral density (PPSD) <math>\leq 30</math> dBm/500kHz. If <math>G_{TX} &gt; 6</math> dBi, then <math>PPSD = 30 - (G_{TX} - 6)</math>.</li> <li>▪ Point-to-point systems (P2P): the peak power spectral density (PPSD) <math>\leq 30</math> dBm/500kHz.</li> </ul>
<p><b>PPSD</b> = peak power spectral density that he same method as used to determine the conducted output power shall be used to determine the power spectral density. And power spectral density in dBm/MHz</p> <p><b>G<sub>TX</sub></b> = the maximum transmitting antenna directional gain in dBi.</p>	

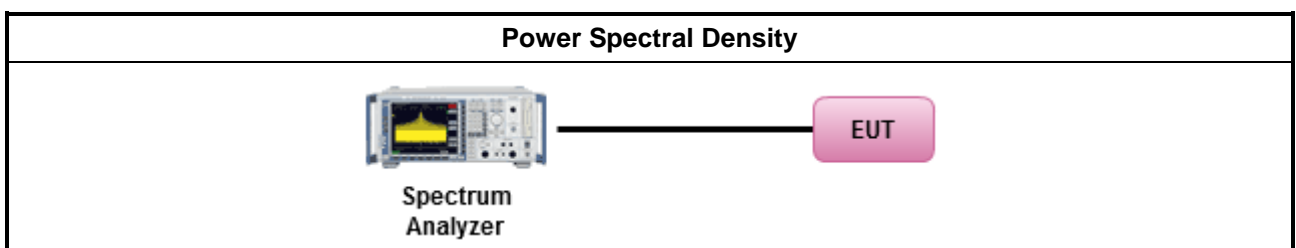
#### 3.4.2 Measuring Instruments

Refer a test equipment and calibration data table in this test report.

### 3.4.3 Test Procedures

Test Method	
<ul style="list-style-type: none"> <li>▪ Peak power spectral density procedures that the same method as used to determine the conducted output power shall be used to determine the peak power spectral density and use the peak search function on the spectrum analyzer to find the peak of the spectrum. For the peak power spectral density shall be measured using below options:</li> </ul>	
<input type="checkbox"/>	Refer as KDB 789033, F)5) power spectral density can be measured using resolution bandwidths < 1 MHz provided that the results are integrated over 1 MHz bandwidth Duty cycle ≥ 98%
<input type="checkbox"/>	Refer as KDB 789033, clause E Method SA-2 (spectral trace averaging). Duty cycle < 98%
<input checked="" type="checkbox"/>	Refer as KDB 789033, clause E Method SA-2 Alt. (RMS detection with slow sweep speed)
<ul style="list-style-type: none"> <li>▪ For conducted measurement.</li> </ul>	
<ul style="list-style-type: none"> <li>▪ If the EUT supports multiple transmit chains using options given below:               <ul style="list-style-type: none"> <li>▪ Measure and sum the spectra across the outputs. Refer as KDB 662911, In-band power spectral density (PSD). Sample all transmit ports simultaneously using a spectrum analyzer for each transmit port. Where the trace bin-by-bin of each transmit port summing can be performed. (i.e., in the first spectral bin of output 1 is summed with that in the first spectral bin of output 2 and that from the first spectral bin of output 3, and so on up to the NTX output to obtain the value for the first frequency bin of the summed spectrum.). Add up the amplitude (power) values for the different transmit chains and use this as the new data trace.</li> </ul> </li> <li>▪ If multiple transmit chains, EIRP PPSD calculation could be following as methods:  <math>PPSD_{total} = PPSD_1 + PPSD_2 + \dots + PPSD_n</math>            (calculated in linear unit [mW] and transfer to log unit [dBm])  <math>EIRP_{total} = PPSD_{total} + DG</math> </li> </ul>	

### 3.4.4 Test Setup



### 3.4.5 Test Result of Peak Power Spectral Density

Refer as Appendix D



### 3.5 Unwanted Emissions

#### 3.5.1 Transmitter Radiated Unwanted Emissions Limit

Unwanted emissions below 1 GHz and restricted band emissions above 1GHz limit			
Frequency Range (MHz)	Field Strength (uV/m)	Field Strength (dBuV/m)	Measure Distance (m)
0.009~0.490	2400/F(kHz)	48.5 - 13.8	300
0.490~1.705	24000/F(kHz)	33.8 - 23	30
1.705~30.0	30	29	30
30~88	100	40	3
88~216	150	43.5	3
216~960	200	46	3
Above 960	500	54	3

Note 1: Test distance for frequencies at or above 30 MHz, measurements may be performed at a distance other than the limit distance provided they are not performed in the near field and the emissions to be measured can be detected by the measurement equipment. When performing measurements at a distance other than that specified, the results shall be extrapolated to the specified distance using an extrapolation factor of 20 dB/decade (inverse of linear distance for field-strength measurements, inverse of linear distance-squared for power-density measurements).

Note 2: Test distance for frequencies at below 30 MHz, measurements may be performed at a distance closer than the EUT limit distance; however, an attempt should be made to avoid making measurements in the near field. When performing measurements below 30 MHz at a closer distance than the limit distance, the results shall be extrapolated to the specified distance by either making measurements at a minimum of two or more distances on at least one radial to determine the proper extrapolation factor or by using the square of an inverse linear distance extrapolation factor (40 dB/decade). The test report shall specify the extrapolation method used to determine compliance of the EUT.

Note 3: Using the distance of 1m during the test for above 18 GHz, and the test value to correct for the distance factor at 3m.

Un-restricted band emissions above 1GHz Limit	
Operating Band	Limit
5.15 - 5.25 GHz	e.i.r.p. -27 dBm [68.2 dBuV/m@3m]
5.25 - 5.35 GHz	e.i.r.p. -27 dBm [68.2 dBuV/m@3m]
5.47 - 5.725 GHz	e.i.r.p. -27 dBm [68.2 dBuV/m@3m]
5.725 - 5.85 GHz	5.650-5700 GHz: e.i.r.p. -27 ~ 10 dBm [68.2 ~ 105.2 dBuV/m@3m] 5.700-5720 GHz: e.i.r.p. 10 ~ 15.6 dBm [105.2 ~ 110.8 dBuV/m@3m] 5.720-5725 GHz: e.i.r.p. 15.6 ~ 27 dBm [110.8 ~ 122.2 dBuV/m@3m] 5.850-5.855 GHz: e.i.r.p. 27 ~ 15.6 dBm [122.2 ~ 110.8 dBuV/m@3m] 5.855-5.875 GHz: e.i.r.p. 15.6 ~ 10 dBm [110.8 ~ 105.2 dBuV/m@3m] 5.875-5.925 GHz: e.i.r.p. 10 ~ -27 dBm [105.2 ~ 68.2dBuV/m@3m] Other un-restricted band: e.i.r.p. -27 dBm [68.2 dBuV/m@3m]

Note 1: Measurements may be performed at a distance other than the limit distance provided they are not performed in the near field and the emissions to be measured can be detected by the measurement equipment. When performing measurements at a distance other than that specified, the results shall be extrapolated to the specified distance using an extrapolation factor of 20 dB/decade (inverse of linear distance for field-strength measurements, inverse of linear distance-squared for power-density measurements).

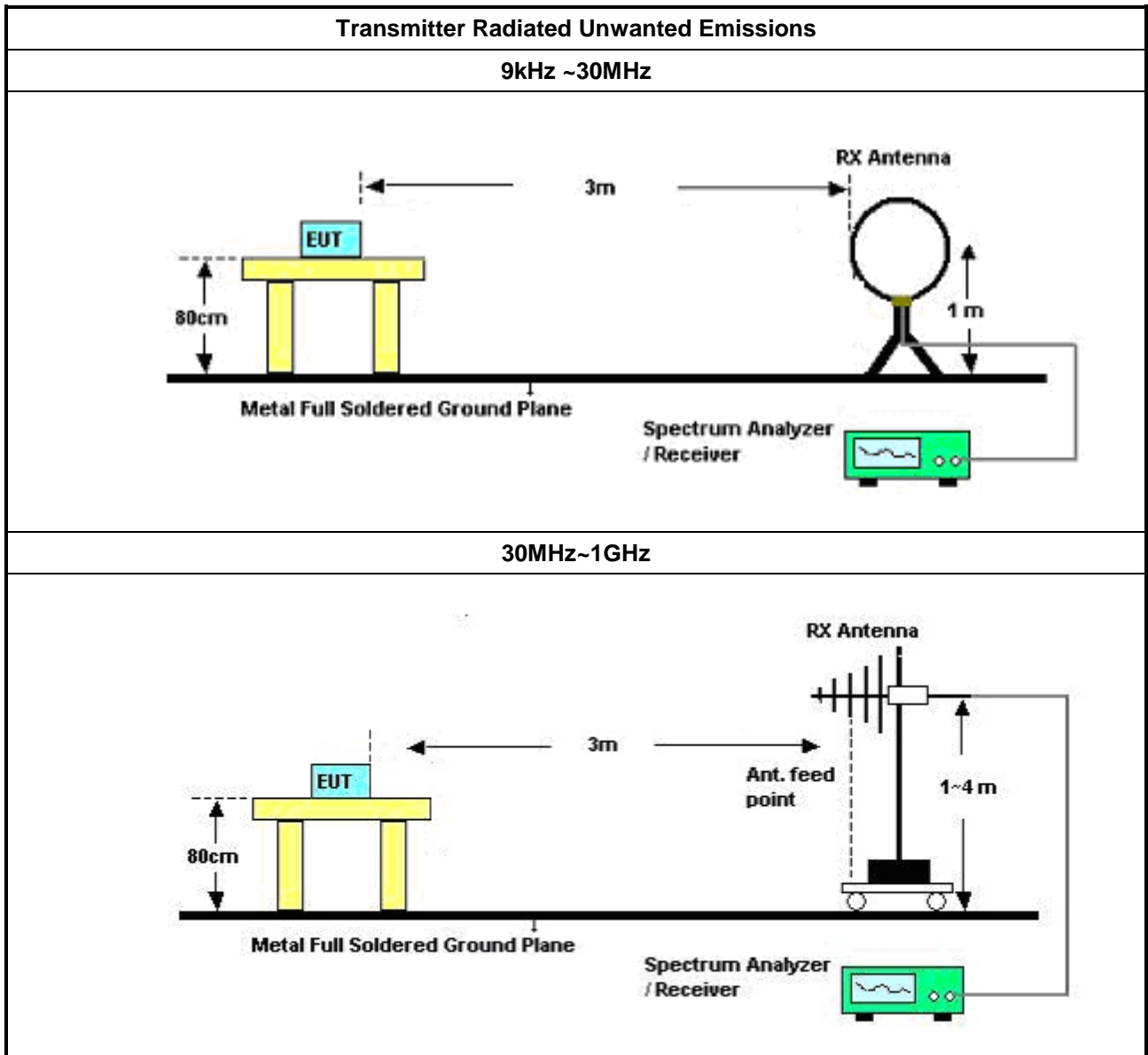
### 3.5.2 Measuring Instruments

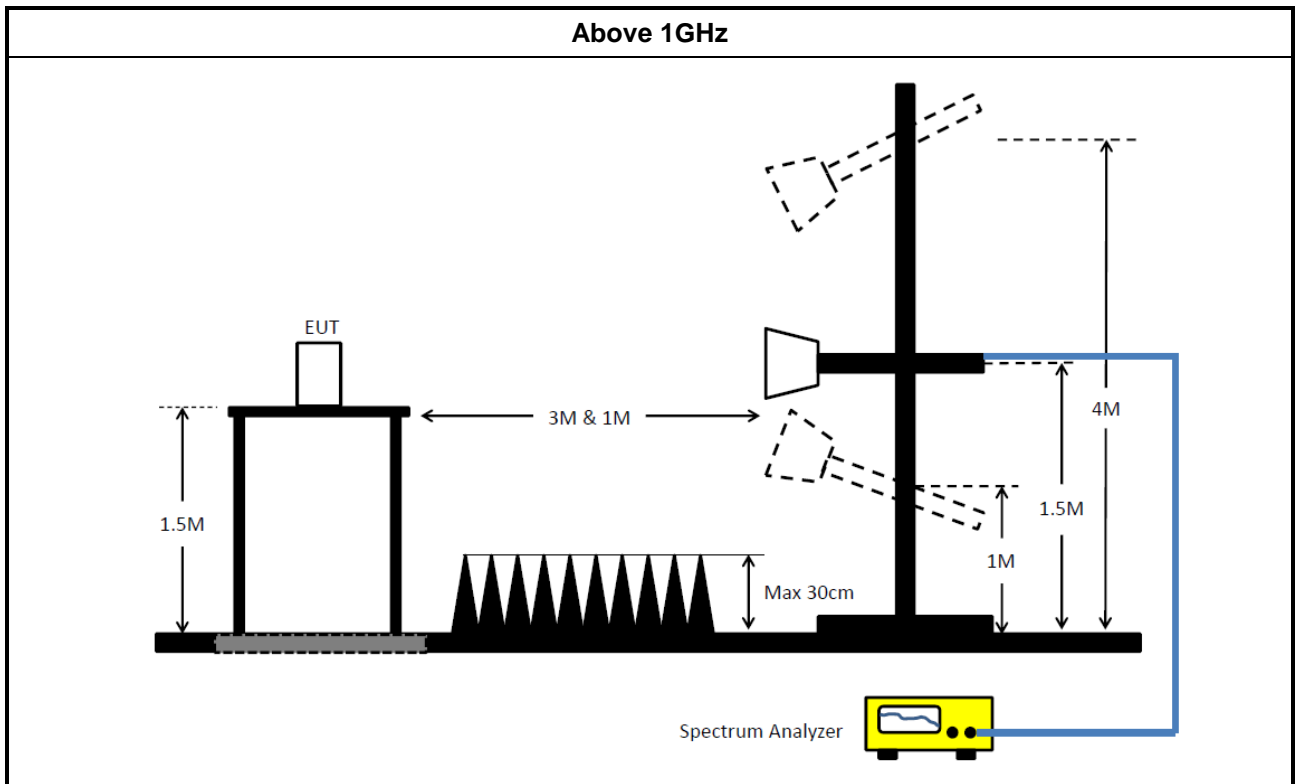
Refer a test equipment and calibration data table in this test report.

### 3.5.3 Test Procedures

Test Method	
<ul style="list-style-type: none"> <li>▪ Measurements may be performed at a distance other than the limit distance provided they are not performed in the near field and the emissions to be measured can be detected by the measurement equipment. Measurements shall not be performed at a distance greater than 30 m for frequencies above 30 MHz, unless it can be further demonstrated that measurements at a distance of 30 m or less are impractical. When performing measurements at a distance other than that specified, the results shall be extrapolated to the specified distance using an extrapolation factor of 20 dB/decade (inverse of linear distance for field-strength measurements, inverse of linear distance-squared for power-density measurements).</li> </ul>	
<ul style="list-style-type: none"> <li>▪ The average emission levels shall be measured in [duty cycle <math>\geq</math> 98 or duty factor].</li> </ul>	
<ul style="list-style-type: none"> <li>▪ For the transmitter unwanted emissions shall be measured using following options below:</li> </ul>	
	<ul style="list-style-type: none"> <li>▪ Refer as KDB 789033, clause G)2) for unwanted emissions into non-restricted bands.</li> </ul>
	<ul style="list-style-type: none"> <li>▪ Refer as KDB 789033, clause G)1) for unwanted emissions into restricted bands.</li> </ul>
	<input checked="" type="checkbox"/> Refer as KDB 789033, G)6) Method VB (ANSI C63.10, clause 4.1.4.2.3), Reduced VBW.
	<input checked="" type="checkbox"/> Refer as KDB 789033, clause G)5) (ANSI C63.10, clause 4.1.4.2.2), measurement procedure peak limit.
<ul style="list-style-type: none"> <li>▪ For radiated measurement.</li> </ul>	
	<ul style="list-style-type: none"> <li>▪ Refer as ANSI C63.10, clause 6.4 for radiated emissions below 30 MHz and test distance is 3m.</li> </ul>
	<ul style="list-style-type: none"> <li>▪ Refer as ANSI C63.10, clause 6.5 for radiated emissions 30 MHz to 1 GHz and test distance is 3m.</li> </ul>
	<ul style="list-style-type: none"> <li>▪ Refer as ANSI C63.10, clause 6.6 for radiated emissions above 1GHz.</li> </ul>
<ul style="list-style-type: none"> <li>▪ The any unwanted emissions level shall not exceed the fundamental emission level.</li> </ul>	
<ul style="list-style-type: none"> <li>▪ All amplitude of spurious emissions that are attenuated by more than 20 dB below the permissible value has no need to be reported.</li> </ul>	

### 3.5.4 Test Setup





### 3.5.5 Transmitter Unwanted Emissions (Below 30MHz)

The amplitude of spurious emissions which are attenuated by more than 20dB below the permissible value has no need to be reported.

### 3.5.6 Test Result of Transmitter Unwanted Emissions

Refer as Appendix E

### 3.6 Test Equipment and Calibration Data

#### Instrument for AC Conduction

Instrument	Manufacturer	Model No.	Serial No.	Spec.	Calibration Date	Calibration Due Date
EMC Receiver	R&S	ESR	102051	9KHz ~ 3.6GHz	03/May/2018	02/May/2019
LISN	R&S	ENV216	101295	9kHz ~ 30MHz	08/Nov/2018	07/Nov/2019
RF Cable-CON	MTJ	RG142	CB002-CO	9kHz ~ 200MHz	17/Sep/2018	16/Sep/2019
AC POWER	APC	AFC-11005G	F310050055	47Hz ~ 63Hz 5~300V	NCR	NCR
Impuls Begrenzer Pulse Limiter	SCHWARZBECK	VTSD 9561-F	9561-F041	9 kHz ~ 30 MHz	12/Oct/2018	11/Oct/2019

NCR : Non-Calibration Require

#### Instrument for Conducted Test

Instrument	Manufacturer	Model No.	Serial No.	Spec.	Calibration Date	Calibration Due Date
Signal Analyzer	R&S	FSV40	101500	10Hz ~ 40GHz	18/Jul/2018	17/Jul/2019
Signal Generator	R&S	SMB100A	175727	100kHz ~ 40GHz	26/Oct/2018	25/Oct/2019
Pulse Power Sensor	Anritsu	MA2411B	1339407	300MHz ~ 40GHz	17/Nov/2018	16/Nov/2019
Power Meter	Anritsu	ML2495A	1517010	300MHz ~ 40GHz	17/Nov/2018	16/Nov/2019
RF Cable-0.2m	HUBER+SUHNER	SUCOFLEX_104	MY10710/4	30MHz ~ 26.5GHz	26/Jan/2018	25/Jan/2019
RF Cable-0.2m	HUBER+SUHNER	SUCOFLEX_104	MY10710/4	30MHz ~ 26.5GHz	25/Jan/2019	24/Jan/2020
RF Cable-0.2m	HUBER+SUHNER	SUCOFLEX_104	MY10709/4	30MHz ~ 26.5GHz	26/Jan/2018	25/Jan/2019
RF Cable-0.2m	HUBER+SUHNER	SUCOFLEX_104	MY10709/4	30MHz ~ 26.5GHz	25/Jan/2019	24/Jan/2020

#### Instrument for Radiated Test

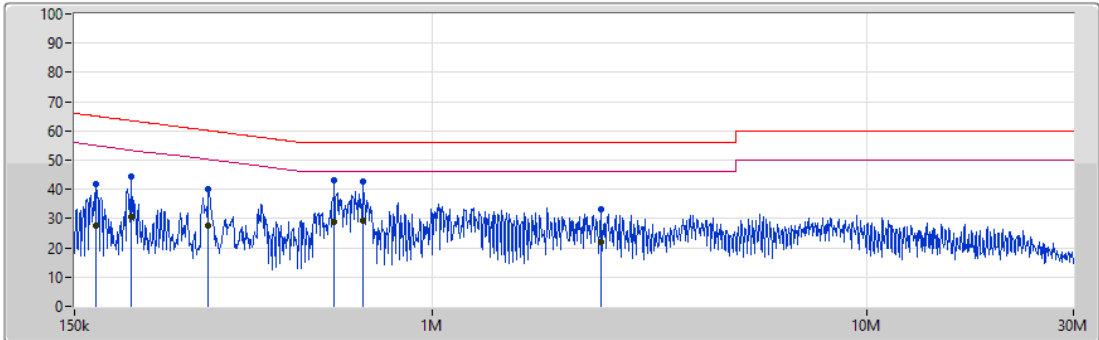
Instrument	Manufacturer	Model No.	Serial No.	Spec.	Calibration Date	Calibration Due Date
3m Semi Anechoic Chamber	SIDT FRANKONIA	SAC-3M	03CH02-HY	30MHz ~ 1GHz 3m	25/Oct/2018	24/Oct/2019
3m Semi Anechoic Chamber	SIDT FRANKONIA	SAC-3M	03CH02-HY	1GHz ~ 18GHz 3m	25/Oct/2018	24/Oct/2019
Amplifier	Agilent	8447D	2944A11149	100kHz ~ 1.3GHz	27/Jul/2018	02/Jul/2019
Microwave Pre-amplifier	Agilent	8449B	3008A02373	1GHz ~ 26.5GHz	23/Oct/2018	22/Oct/2019
Signal Analyzer	R&S	FSV40	101500	10Hz ~ 40GHz	18/Jul/2018	17/Jul/2019
EMI Test Receiver	R&S	ESR3	102052	9kHz ~ 3.6GHz	10/Apr/2018	09/Apr/2019
RF Cable-R03m	Jye Bao	RG142	CB017	9kHz ~ 1GHz	18/Jan/2019	17/Jan/2020
RF Cable-high	SUHNER	SUCOFLEX104	MY34918/4	1GHz ~ 40GHz	18/Jan/2019	17/Jan/2020
Bilog Antenna	SCHAFFNER	CBL 6112B	2723	30MHz ~ 1GHz	13/Oct/2018	12/Oct/2019
Loop Antenna	TESEQ	HLA 6120	31244	9k ~ 30MHz	29/Mar/2018	28/Mar/2019
Broadband Horn Antenna	SCHWARZBECK	BBHA 9170	BBHA 9170221	15GHz ~ 40GHz	12/Mar/2018	11/Mar/2019
Double Ridged Guide Horn Antenna	SCHWARZBECK	BBHA 9120 D	BBHA 9120 D 01543	1GHz ~ 18GHz	11/May/2018	10/May/2019



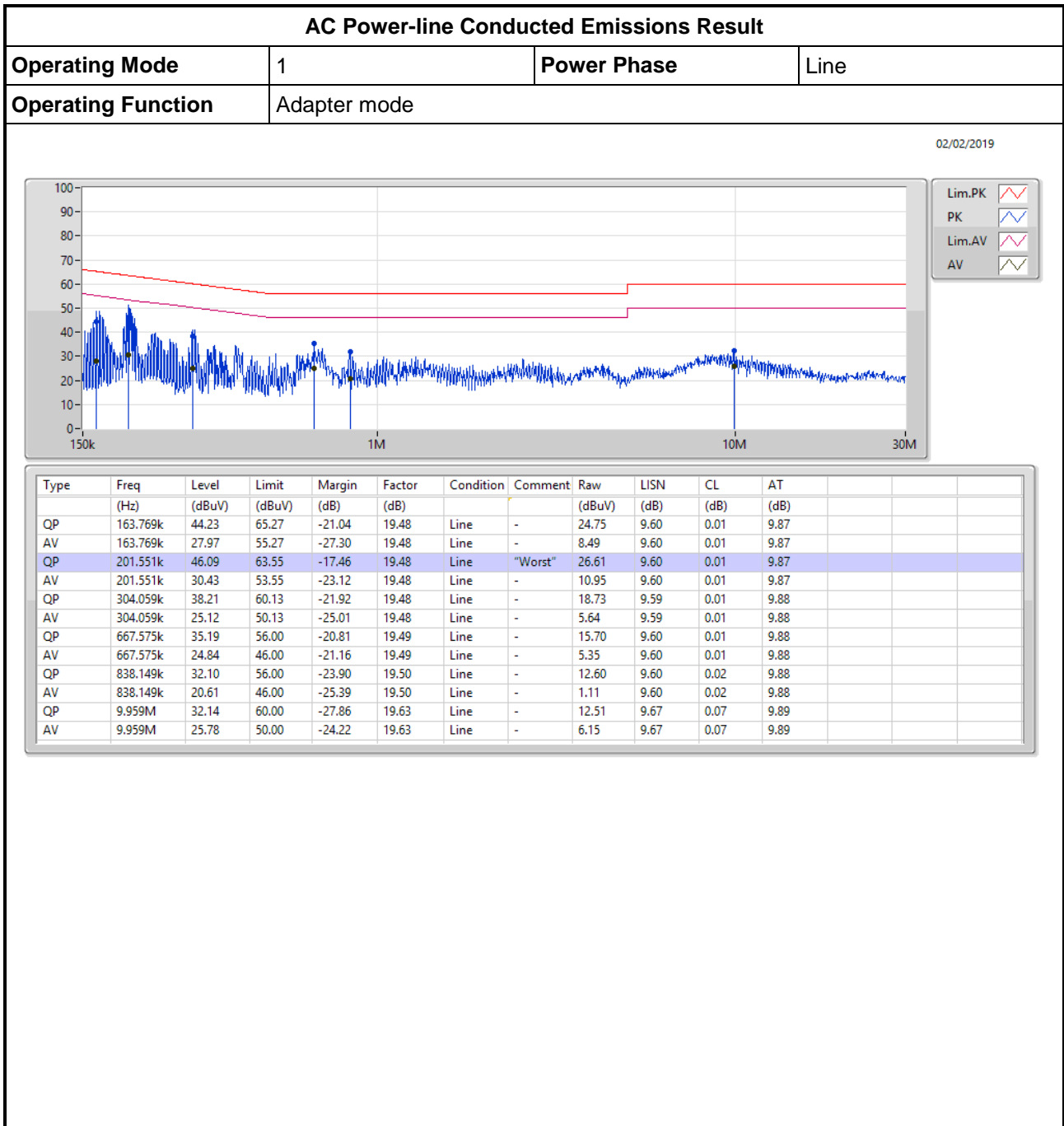
AC Power-line Conducted Emissions Result

Operating Mode	1	Power Phase	Neutral
Operating Function	Adapter mode		

02/02/2019



Type	Freq (Hz)	Level (dBuV)	Limit (dBuV)	Margin (dB)	Factor (dB)	Condition	Comment	Raw (dBuV)	LISN (dB)	CL (dB)	AT (dB)
QP	168.41k	41.79	65.04	-23.25	19.48	Neutral	-	22.31	9.60	0.01	9.87
AV	168.41k	27.52	55.04	-27.52	19.48	Neutral	-	8.04	9.60	0.01	9.87
QP	203.167k	44.44	63.48	-19.04	19.47	Neutral	-	24.97	9.59	0.01	9.87
AV	203.167k	30.66	53.48	-22.82	19.47	Neutral	-	11.19	9.59	0.01	9.87
QP	305.276k	40.15	60.09	-19.94	19.48	Neutral	-	20.67	9.59	0.01	9.88
AV	305.276k	27.59	50.09	-22.50	19.48	Neutral	-	8.11	9.59	0.01	9.88
QP	594.596k	42.89	56.00	-13.11	19.48	Neutral	"Worst"	23.41	9.59	0.01	9.88
AV	594.596k	28.68	46.00	-17.32	19.48	Neutral	-	9.20	9.59	0.01	9.88
QP	691.995k	42.74	56.00	-13.26	19.48	Neutral	-	23.26	9.59	0.01	9.88
AV	691.995k	29.30	46.00	-16.70	19.48	Neutral	-	9.82	9.59	0.01	9.88
QP	2.453M	33.28	56.00	-22.72	19.54	Neutral	-	13.74	9.61	0.04	9.89
AV	2.453M	21.87	46.00	-24.13	19.54	Neutral	-	2.33	9.61	0.04	9.89



**Summary**

Mode	Max-N dB (Hz)	Max-OBW (Hz)	ITU-Code	Min-N dB (Hz)	Min-OBW (Hz)
5.15-5.25GHz	-	-	-	-	-
802.11a_Nss1,(6Mbps)_1TX(Port1)	24.325M	16.442M	16M4D1D	23.95M	16.392M
802.11a_Nss1,(6Mbps)_1TX(Port2)	24.625M	16.442M	16M4D1D	24.2M	16.392M
802.11a_Nss1,(6Mbps)_2TX	24.425M	16.442M	16M4D1D	22.625M	16.367M
802.11n HT20_Nss1,(MCS0)_1TX(Port1)	24.35M	17.666M	17M7D1D	23.65M	17.591M
802.11n HT20_Nss1,(MCS0)_1TX(Port2)	24.725M	17.666M	17M7D1D	24.1M	17.591M
802.11n HT20_Nss1,(MCS0)_2TX	25.475M	17.616M	17M6D1D	23.35M	17.616M
802.11n HT40_Nss1,(MCS0)_1TX(Port1)	45.25M	36.132M	36M1D1D	45.2M	36.132M
802.11n HT40_Nss1,(MCS0)_1TX(Port2)	45.45M	36.132M	36M1D1D	45.4M	36.082M
802.11n HT40_Nss1,(MCS0)_2TX	46M	36.132M	36M1D1D	44.35M	35.982M
802.11ac VHT20_Nss1,(MCS0)_1TX(Port1)	24.325M	17.641M	17M6D1D	23.4M	17.591M
802.11ac VHT20_Nss1,(MCS0)_1TX(Port2)	25.25M	17.616M	17M6D1D	23.85M	17.591M
802.11ac VHT20_Nss1,(MCS0)_2TX	25.175M	17.641M	17M6D1D	23.625M	17.566M
802.11ac VHT40_Nss1,(MCS0)_1TX(Port1)	45.45M	36.182M	36M2D1D	45.15M	36.132M
802.11ac VHT40_Nss1,(MCS0)_1TX(Port2)	46.05M	36.132M	36M1D1D	45.2M	36.032M
802.11ac VHT40_Nss1,(MCS0)_2TX	46.2M	36.132M	36M1D1D	45.15M	36.032M
802.11ac VHT80_Nss1,(MCS0)_1TX(Port1)	86.1M	74.963M	75M0D1D	86.1M	74.963M
802.11ac VHT80_Nss1,(MCS0)_1TX(Port2)	86.6M	75.062M	75M1D1D	86.6M	75.062M
802.11ac VHT80_Nss1,(MCS0)_2TX	86.5M	75.062M	75M1D1D	85M	75.062M
5.25-5.35GHz	-	-	-	-	-
802.11a_Nss1,(6Mbps)_1TX(Port1)	24.225M	16.392M	16M4D1D	23.075M	16.367M
802.11a_Nss1,(6Mbps)_1TX(Port2)	24.575M	16.417M	16M4D1D	23.725M	16.367M
802.11a_Nss1,(6Mbps)_2TX	24.15M	16.417M	16M4D1D	23.575M	16.367M
802.11n HT20_Nss1,(MCS0)_1TX(Port1)	24.725M	17.641M	17M6D1D	23.975M	17.566M
802.11n HT20_Nss1,(MCS0)_1TX(Port2)	25.05M	17.641M	17M6D1D	23.6M	17.616M
802.11n HT20_Nss1,(MCS0)_2TX	25.15M	17.616M	17M6D1D	24.05M	17.591M
802.11n HT40_Nss1,(MCS0)_1TX(Port1)	46M	36.082M	36M1D1D	45.15M	36.032M
802.11n HT40_Nss1,(MCS0)_1TX(Port2)	46.4M	36.082M	36M1D1D	45.95M	36.082M
802.11n HT40_Nss1,(MCS0)_2TX	46.3M	36.132M	36M1D1D	45.6M	35.982M
802.11ac VHT20_Nss1,(MCS0)_1TX(Port1)	24.65M	17.666M	17M7D1D	23.95M	17.591M
802.11ac VHT20_Nss1,(MCS0)_1TX(Port2)	24.325M	17.641M	17M6D1D	23.65M	17.591M
802.11ac VHT20_Nss1,(MCS0)_2TX	25.525M	17.641M	17M6D1D	23.9M	17.591M
802.11ac VHT40_Nss1,(MCS0)_1TX(Port1)	45.15M	36.082M	36M1D1D	44.7M	36.032M
802.11ac VHT40_Nss1,(MCS0)_1TX(Port2)	45.4M	36.082M	36M1D1D	45.25M	36.032M
802.11ac VHT40_Nss1,(MCS0)_2TX	46.4M	36.082M	36M1D1D	45.15M	36.032M
802.11ac VHT80_Nss1,(MCS0)_1TX(Port1)	86M	75.062M	75M1D1D	86M	75.062M
802.11ac VHT80_Nss1,(MCS0)_1TX(Port2)	86.4M	74.963M	75M0D1D	86.4M	74.963M
802.11ac VHT80_Nss1,(MCS0)_2TX	87.2M	75.162M	75M2D1D	85.7M	74.863M
5.47-5.725GHz	-	-	-	-	-
802.11a_Nss1,(6Mbps)_1TX(Port1)	24.425M	16.442M	16M4D1D	16.95M	13.193M
802.11a_Nss1,(6Mbps)_1TX(Port2)	24.875M	16.442M	16M4D1D	16.53M	13.193M
802.11a_Nss1,(6Mbps)_2TX	24.45M	16.442M	16M4D1D	16.635M	13.208M
802.11n HT20_Nss1,(MCS0)_1TX(Port1)	24.425M	17.616M	17M6D1D	17.025M	13.808M
802.11n HT20_Nss1,(MCS0)_1TX(Port2)	24.9M	17.616M	17M6D1D	16.59M	13.823M



Mode	Max-N dB (Hz)	Max-OBW (Hz)	ITU-Code	Min-N dB (Hz)	Min-OBW (Hz)
802.11n HT20_Nss1,(MCS0)_2TX	25.275M	17.641M	17M6D1D	16.59M	13.793M
802.11n HT40_Nss1,(MCS0)_1TX(Port1)	46.1M	36.132M	36M1D1D	37.835M	32.849M
802.11n HT40_Nss1,(MCS0)_1TX(Port2)	46.25M	36.182M	36M2D1D	37.555M	32.779M
802.11n HT40_Nss1,(MCS0)_2TX	46.6M	36.132M	36M1D1D	37.765M	32.814M
802.11ac VHT20_Nss1,(MCS0)_1TX(Port1)	24.4M	17.641M	17M6D1D	16.575M	13.793M
802.11ac VHT20_Nss1,(MCS0)_1TX(Port2)	24.55M	17.641M	17M6D1D	17.13M	13.808M
802.11ac VHT20_Nss1,(MCS0)_2TX	24.95M	17.641M	17M6D1D	16.44M	13.808M
802.11ac VHT40_Nss1,(MCS0)_1TX(Port1)	47.4M	36.132M	36M1D1D	37.38M	32.849M
802.11ac VHT40_Nss1,(MCS0)_1TX(Port2)	46.1M	36.182M	36M2D1D	37.38M	32.919M
802.11ac VHT40_Nss1,(MCS0)_2TX	46.4M	36.132M	36M1D1D	37.205M	32.814M
802.11ac VHT80_Nss1,(MCS0)_1TX(Port1)	85.8M	74.963M	75M0D1D	77.25M	71.964M
802.11ac VHT80_Nss1,(MCS0)_1TX(Port2)	85.5M	75.162M	75M2D1D	77.85M	72.114M
802.11ac VHT80_Nss1,(MCS0)_2TX	86.6M	75.162M	75M2D1D	77.625M	71.889M
5.725-5.85GHz	-	-	-	-	-
802.11a_Nss1,(6Mbps)_1TX(Port1)	15.075M	16.392M	16M4D1D	3.14M	4.518M
802.11a_Nss1,(6Mbps)_1TX(Port2)	15.05M	16.417M	16M4D1D	3.14M	4.458M
802.11a_Nss1,(6Mbps)_2TX	15.875M	16.467M	16M5D1D	2.72M	4.498M
802.11n HT20_Nss1,(MCS0)_1TX(Port1)	15.925M	17.641M	17M6D1D	3.32M	4.618M
802.11n HT20_Nss1,(MCS0)_1TX(Port2)	15.075M	17.641M	17M6D1D	3.34M	4.638M
802.11n HT20_Nss1,(MCS0)_2TX	15.1M	17.641M	17M6D1D	3.74M	4.538M
802.11n HT40_Nss1,(MCS0)_1TX(Port1)	35.05M	36.182M	36M2D1D	3.14M	6.797M
802.11n HT40_Nss1,(MCS0)_1TX(Port2)	35.05M	36.132M	36M1D1D	3.14M	6.917M
802.11n HT40_Nss1,(MCS0)_2TX	35.05M	36.082M	36M1D1D	3.14M	6.637M
802.11ac VHT20_Nss1,(MCS0)_1TX(Port1)	15.325M	17.616M	17M6D1D	3.78M	4.578M
802.11ac VHT20_Nss1,(MCS0)_1TX(Port2)	15.925M	17.616M	17M6D1D	3.76M	4.598M
802.11ac VHT20_Nss1,(MCS0)_2TX	15.25M	17.641M	17M6D1D	3.74M	4.658M
802.11ac VHT40_Nss1,(MCS0)_1TX(Port1)	35M	36.132M	36M1D1D	3.14M	6.797M
802.11ac VHT40_Nss1,(MCS0)_1TX(Port2)	35M	36.132M	36M1D1D	3.16M	6.917M
802.11ac VHT40_Nss1,(MCS0)_2TX	35.05M	36.132M	36M1D1D	3.14M	6.637M
802.11ac VHT80_Nss1,(MCS0)_1TX(Port1)	71.3M	75.062M	75M1D1D	3.14M	9.535M
802.11ac VHT80_Nss1,(MCS0)_1TX(Port2)	68.8M	74.963M	75M0D1D	3.14M	9.175M
802.11ac VHT80_Nss1,(MCS0)_2TX	73.8M	75.062M	75M1D1D	3.12M	9.035M

**Max-N dB** = Maximum 6dB down bandwidth for 5.725-5.85GHz band / Maximum 26dB down bandwidth for other band;

**Max-OBW** = Maximum 99% occupied bandwidth;

**Min-N dB** = Minimum 6dB down bandwidth for 5.725-5.85GHz band / Maximum 26dB down bandwidth for other band;

**Min-OBW** = Minimum 99% occupied bandwidth;



Result

Mode	Result	Limit (Hz)	Port 1-N dB (Hz)	Port 1-OBW (Hz)	Port 2-N dB (Hz)	Port 2-OBW (Hz)
802.11a_Nss1,(6Mbps)_1TX(Port1)	-	-	-	-	-	-
5180MHz_TnomVnom	Pass	Inf	24.3M	16.392M		
5200MHz_TnomVnom	Pass	Inf	24.325M	16.417M		
5220MHz_TnomVnom	Pass	Inf	23.95M	16.442M		
5240MHz_TnomVnom	Pass	Inf	24.275M	16.392M		
5260MHz_TnomVnom	Pass	Inf	23.925M	16.392M		
5280MHz_TnomVnom	Pass	Inf	23.8M	16.367M		
5300MHz_TnomVnom	Pass	Inf	24.225M	16.392M		
5320MHz_TnomVnom	Pass	Inf	23.075M	16.392M		
5500MHz_TnomVnom	Pass	Inf	24.425M	16.392M		
5580MHz_TnomVnom	Pass	Inf	23.125M	16.417M		
5620MHz_TnomVnom	Pass	Inf	23.475M	16.392M		
5660MHz_TnomVnom	Pass	Inf	23.325M	16.442M		
5700MHz_TnomVnom	Pass	Inf	23.75M	16.417M		
5720MHz Straddle 5.47-5.725GHz_TnomVnom	Pass	Inf	16.95M	13.193M		
5720MHz Straddle 5.725-5.85GHz_TnomVnom	Pass	500k	3.14M	4.518M		
5745MHz_TnomVnom	Pass	500k	14.375M	16.392M		
5785MHz_TnomVnom	Pass	500k	13.725M	16.367M		
5825MHz_TnomVnom	Pass	500k	15.075M	16.392M		
802.11a_Nss1,(6Mbps)_1TX(Port2)	-	-	-	-	-	-
5180MHz_TnomVnom	Pass	Inf			24.625M	16.392M
5200MHz_TnomVnom	Pass	Inf			24.2M	16.417M
5220MHz_TnomVnom	Pass	Inf			24.625M	16.442M
5240MHz_TnomVnom	Pass	Inf			24.2M	16.417M
5260MHz_TnomVnom	Pass	Inf			24.575M	16.417M
5280MHz_TnomVnom	Pass	Inf			24.5M	16.417M
5300MHz_TnomVnom	Pass	Inf			24.325M	16.417M
5320MHz_TnomVnom	Pass	Inf			23.725M	16.367M
5500MHz_TnomVnom	Pass	Inf			24.075M	16.442M
5580MHz_TnomVnom	Pass	Inf			23.4M	16.417M
5620MHz_TnomVnom	Pass	Inf			24.875M	16.442M
5660MHz_TnomVnom	Pass	Inf			23.225M	16.417M
5700MHz_TnomVnom	Pass	Inf			23.425M	16.417M
5720MHz Straddle 5.47-5.725GHz_TnomVnom	Pass	Inf			16.53M	13.193M
5720MHz Straddle 5.725-5.85GHz_TnomVnom	Pass	500k			3.14M	4.458M
5745MHz_TnomVnom	Pass	500k			13.9M	16.417M
5785MHz_TnomVnom	Pass	500k			14.975M	16.417M
5825MHz_TnomVnom	Pass	500k			15.05M	16.417M
802.11a_Nss1,(6Mbps)_2TX	-	-	-	-	-	-
5180MHz_TnomVnom	Pass	Inf	24.15M	16.442M	23.5M	16.442M
5200MHz_TnomVnom	Pass	Inf	24.075M	16.392M	22.625M	16.417M
5220MHz_TnomVnom	Pass	Inf	24.35M	16.367M	24.025M	16.392M
5240MHz_TnomVnom	Pass	Inf	24.425M	16.442M	23.375M	16.417M
5260MHz_TnomVnom	Pass	Inf	23.675M	16.392M	23.575M	16.417M



Mode	Result	Limit (Hz)	Port 1-N dB (Hz)	Port 1-OBW (Hz)	Port 2-N dB (Hz)	Port 2-OBW (Hz)
5280MHz_TnomVnom	Pass	Inf	24.15M	16.367M	23.65M	16.417M
5300MHz_TnomVnom	Pass	Inf	23.725M	16.392M	23.85M	16.417M
5320MHz_TnomVnom	Pass	Inf	23.775M	16.367M	23.85M	16.417M
5500MHz_TnomVnom	Pass	Inf	23.95M	16.392M	23.85M	16.417M
5580MHz_TnomVnom	Pass	Inf	23.95M	16.442M	24.15M	16.392M
5620MHz_TnomVnom	Pass	Inf	24.175M	16.392M	24.4M	16.442M
5660MHz_TnomVnom	Pass	Inf	23.35M	16.417M	24.25M	16.417M
5700MHz_TnomVnom	Pass	Inf	24.45M	16.417M	23.475M	16.392M
5720MHz Straddle 5.47-5.725GHz_TnomVnom	Pass	Inf	16.86M	13.208M	16.635M	13.208M
5720MHz Straddle 5.725-5.85GHz_TnomVnom	Pass	500k	2.72M	4.538M	3.14M	4.498M
5745MHz_TnomVnom	Pass	500k	15.05M	16.392M	15.875M	16.417M
5785MHz_TnomVnom	Pass	500k	15.025M	16.392M	14.4M	16.417M
5825MHz_TnomVnom	Pass	500k	13.875M	16.467M	14.4M	16.417M
802.11n HT20_Nss1,(MCS0)_1TX(Port1)	-	-	-	-	-	-
5180MHz_TnomVnom	Pass	Inf	23.65M	17.616M		
5200MHz_TnomVnom	Pass	Inf	24.075M	17.591M		
5220MHz_TnomVnom	Pass	Inf	24.35M	17.666M		
5240MHz_TnomVnom	Pass	Inf	23.925M	17.591M		
5260MHz_TnomVnom	Pass	Inf	23.975M	17.641M		
5280MHz_TnomVnom	Pass	Inf	24.425M	17.566M		
5300MHz_TnomVnom	Pass	Inf	24.225M	17.591M		
5320MHz_TnomVnom	Pass	Inf	24.725M	17.641M		
5500MHz_TnomVnom	Pass	Inf	24.425M	17.591M		
5580MHz_TnomVnom	Pass	Inf	24.15M	17.616M		
5620MHz_TnomVnom	Pass	Inf	23.825M	17.616M		
5660MHz_TnomVnom	Pass	Inf	24.375M	17.616M		
5700MHz_TnomVnom	Pass	Inf	24.325M	17.591M		
5720MHz Straddle 5.47-5.725GHz_TnomVnom	Pass	Inf	17.025M	13.808M		
5720MHz Straddle 5.725-5.85GHz_TnomVnom	Pass	500k	3.32M	4.618M		
5745MHz_TnomVnom	Pass	500k	15.925M	17.616M		
5785MHz_TnomVnom	Pass	500k	15.025M	17.641M		
5825MHz_TnomVnom	Pass	500k	13.875M	17.616M		
802.11n HT20_Nss1,(MCS0)_1TX(Port2)	-	-	-	-	-	-
5180MHz_TnomVnom	Pass	Inf			24.725M	17.591M
5200MHz_TnomVnom	Pass	Inf			24.65M	17.666M
5220MHz_TnomVnom	Pass	Inf			24.5M	17.641M
5240MHz_TnomVnom	Pass	Inf			24.1M	17.616M
5260MHz_TnomVnom	Pass	Inf			24.7M	17.641M
5280MHz_TnomVnom	Pass	Inf			23.6M	17.641M
5300MHz_TnomVnom	Pass	Inf			24.275M	17.616M
5320MHz_TnomVnom	Pass	Inf			25.05M	17.616M
5500MHz_TnomVnom	Pass	Inf			24.5M	17.591M
5580MHz_TnomVnom	Pass	Inf			24.225M	17.616M
5620MHz_TnomVnom	Pass	Inf			24.425M	17.616M
5660MHz_TnomVnom	Pass	Inf			24.2M	17.591M



Mode	Result	Limit (Hz)	Port 1-N dB (Hz)	Port 1-OBW (Hz)	Port 2-N dB (Hz)	Port 2-OBW (Hz)
5700MHz_TnomVnom	Pass	Inf			24.9M	17.591M
5720MHz Straddle 5.47-5.725GHz_TnomVnom	Pass	Inf			16.59M	13.823M
5720MHz Straddle 5.725-5.85GHz_TnomVnom	Pass	500k			3.34M	4.638M
5745MHz_TnomVnom	Pass	500k			13.9M	17.616M
5785MHz_TnomVnom	Pass	500k			15.075M	17.641M
5825MHz_TnomVnom	Pass	500k			13.775M	17.616M
802.11n HT20_Nss1,(MCS0)_2TX	-	-	-	-	-	-
5180MHz_TnomVnom	Pass	Inf	24.675M	17.616M	25.475M	17.616M
5200MHz_TnomVnom	Pass	Inf	24.35M	17.616M	25.25M	17.616M
5220MHz_TnomVnom	Pass	Inf	25.25M	17.616M	24.75M	17.616M
5240MHz_TnomVnom	Pass	Inf	24.225M	17.616M	23.35M	17.616M
5260MHz_TnomVnom	Pass	Inf	25.15M	17.591M	24.15M	17.616M
5280MHz_TnomVnom	Pass	Inf	24.125M	17.591M	24.5M	17.616M
5300MHz_TnomVnom	Pass	Inf	24.075M	17.616M	24.05M	17.616M
5320MHz_TnomVnom	Pass	Inf	24.3M	17.616M	24.425M	17.616M
5500MHz_TnomVnom	Pass	Inf	23.925M	17.616M	24.125M	17.641M
5580MHz_TnomVnom	Pass	Inf	23.5M	17.616M	23.95M	17.616M
5620MHz_TnomVnom	Pass	Inf	25.275M	17.641M	24.375M	17.616M
5660MHz_TnomVnom	Pass	Inf	24.2M	17.641M	25.225M	17.641M
5700MHz_TnomVnom	Pass	Inf	24.85M	17.616M	24.575M	17.641M
5720MHz Straddle 5.47-5.725GHz_TnomVnom	Pass	Inf	16.59M	13.808M	16.86M	13.793M
5720MHz Straddle 5.725-5.85GHz_TnomVnom	Pass	500k	3.74M	4.538M	3.76M	4.658M
5745MHz_TnomVnom	Pass	500k	15.05M	17.641M	15.1M	17.616M
5785MHz_TnomVnom	Pass	500k	13.825M	17.566M	14.95M	17.616M
5825MHz_TnomVnom	Pass	500k	15.1M	17.641M	15.05M	17.641M
802.11n HT40_Nss1,(MCS0)_1TX(Port1)	-	-	-	-	-	-
5190MHz_TnomVnom	Pass	Inf	45.25M	36.132M		
5230MHz_TnomVnom	Pass	Inf	45.2M	36.132M		
5270MHz_TnomVnom	Pass	Inf	45.15M	36.082M		
5310MHz_TnomVnom	Pass	Inf	46M	36.032M		
5510MHz_TnomVnom	Pass	Inf	45.1M	36.082M		
5550MHz_TnomVnom	Pass	Inf	46.1M	35.982M		
5630MHz_TnomVnom	Pass	Inf	45.9M	36.132M		
5670MHz_TnomVnom	Pass	Inf	44.85M	36.132M		
5710MHz Straddle 5.47-5.725GHz_TnomVnom	Pass	Inf	37.835M	32.849M		
5710MHz Straddle 5.725-5.85GHz_TnomVnom	Pass	500k	3.14M	6.797M		
5755MHz_TnomVnom	Pass	500k	33.8M	36.082M		
5795MHz_TnomVnom	Pass	500k	35.05M	36.182M		
802.11n HT40_Nss1,(MCS0)_1TX(Port2)	-	-	-	-	-	-
5190MHz_TnomVnom	Pass	Inf			45.45M	36.082M
5230MHz_TnomVnom	Pass	Inf			45.4M	36.132M
5270MHz_TnomVnom	Pass	Inf			45.95M	36.082M
5310MHz_TnomVnom	Pass	Inf			46.4M	36.082M
5510MHz_TnomVnom	Pass	Inf			45.6M	36.132M
5550MHz_TnomVnom	Pass	Inf			44.85M	36.082M



Mode	Result	Limit (Hz)	Port 1-N dB (Hz)	Port 1-OBW (Hz)	Port 2-N dB (Hz)	Port 2-OBW (Hz)
5630MHz_TnomVnom	Pass	Inf			46.25M	36.182M
5670MHz_TnomVnom	Pass	Inf			45.35M	35.932M
5710MHz Straddle 5.47-5.725GHz_TnomVnom	Pass	Inf			37.555M	32.779M
5710MHz Straddle 5.725-5.85GHz_TnomVnom	Pass	500k			3.14M	6.917M
5755MHz_TnomVnom	Pass	500k			32.55M	36.132M
5795MHz_TnomVnom	Pass	500k			35.05M	36.082M
802.11n HT40_Nss1,(MCS0)_2TX	-	-	-	-	-	-
5190MHz_TnomVnom	Pass	Inf	45.95M	35.982M	46M	36.132M
5230MHz_TnomVnom	Pass	Inf	44.35M	36.082M	45.05M	36.082M
5270MHz_TnomVnom	Pass	Inf	45.65M	35.982M	45.6M	36.082M
5310MHz_TnomVnom	Pass	Inf	46.3M	36.132M	45.7M	36.082M
5510MHz_TnomVnom	Pass	Inf	45M	36.132M	44.95M	36.082M
5550MHz_TnomVnom	Pass	Inf	45.6M	36.132M	46M	36.132M
5630MHz_TnomVnom	Pass	Inf	45.4M	36.032M	46.6M	36.082M
5670MHz_TnomVnom	Pass	Inf	45.8M	36.032M	45.2M	36.032M
5710MHz Straddle 5.47-5.725GHz_TnomVnom	Pass	Inf	37.765M	32.814M	37.8M	32.814M
5710MHz Straddle 5.725-5.85GHz_TnomVnom	Pass	500k	3.14M	6.637M	3.14M	6.777M
5755MHz_TnomVnom	Pass	500k	32.65M	36.082M	32.6M	36.032M
5795MHz_TnomVnom	Pass	500k	35M	36.032M	35.05M	36.082M
802.11ac VHT20_Nss1,(MCS0)_1TX(Port1)	-	-	-	-	-	-
5180MHz_TnomVnom	Pass	Inf	23.625M	17.616M		
5200MHz_TnomVnom	Pass	Inf	23.4M	17.616M		
5220MHz_TnomVnom	Pass	Inf	24.325M	17.591M		
5240MHz_TnomVnom	Pass	Inf	23.725M	17.641M		
5260MHz_TnomVnom	Pass	Inf	24.2M	17.666M		
5280MHz_TnomVnom	Pass	Inf	24.125M	17.641M		
5300MHz_TnomVnom	Pass	Inf	23.95M	17.641M		
5320MHz_TnomVnom	Pass	Inf	24.65M	17.591M		
5500MHz_TnomVnom	Pass	Inf	24.4M	17.641M		
5580MHz_TnomVnom	Pass	Inf	24.275M	17.616M		
5620MHz_TnomVnom	Pass	Inf	24.4M	17.641M		
5660MHz_TnomVnom	Pass	Inf	23.925M	17.616M		
5700MHz_TnomVnom	Pass	Inf	24.2M	17.591M		
5720MHz Straddle 5.47-5.725GHz_TnomVnom	Pass	Inf	16.575M	13.793M		
5720MHz Straddle 5.725-5.85GHz_TnomVnom	Pass	500k	3.78M	4.578M		
5745MHz_TnomVnom	Pass	500k	15.025M	17.591M		
5785MHz_TnomVnom	Pass	500k	12.6M	17.616M		
5825MHz_TnomVnom	Pass	500k	15.325M	17.616M		
802.11ac VHT20_Nss1,(MCS0)_1TX(Port2)	-	-	-	-	-	-
5180MHz_TnomVnom	Pass	Inf			23.85M	17.616M
5200MHz_TnomVnom	Pass	Inf			25.25M	17.616M
5220MHz_TnomVnom	Pass	Inf			24.85M	17.616M
5240MHz_TnomVnom	Pass	Inf			24.65M	17.591M
5260MHz_TnomVnom	Pass	Inf			23.65M	17.591M
5280MHz_TnomVnom	Pass	Inf			23.9M	17.616M



Mode	Result	Limit (Hz)	Port 1-N dB (Hz)	Port 1-OBW (Hz)	Port 2-N dB (Hz)	Port 2-OBW (Hz)
5300MHz_TnomVnom	Pass	Inf			24.325M	17.641M
5320MHz_TnomVnom	Pass	Inf			24M	17.616M
5500MHz_TnomVnom	Pass	Inf			24.55M	17.566M
5580MHz_TnomVnom	Pass	Inf			24.25M	17.616M
5620MHz_TnomVnom	Pass	Inf			23.925M	17.591M
5660MHz_TnomVnom	Pass	Inf			23.525M	17.641M
5700MHz_TnomVnom	Pass	Inf			24.05M	17.616M
5720MHz Straddle 5.47-5.725GHz_TnomVnom	Pass	Inf			17.13M	13.808M
5720MHz Straddle 5.725-5.85GHz_TnomVnom	Pass	500k			3.76M	4.598M
5745MHz_TnomVnom	Pass	500k			15.925M	17.591M
5785MHz_TnomVnom	Pass	500k			14.975M	17.616M
5825MHz_TnomVnom	Pass	500k			15.05M	17.616M
802.11ac VHT20_Nss1,(MCS0)_2TX	-	-	-	-	-	-
5180MHz_TnomVnom	Pass	Inf	25.175M	17.641M	24.3M	17.566M
5200MHz_TnomVnom	Pass	Inf	24.6M	17.641M	24.3M	17.641M
5220MHz_TnomVnom	Pass	Inf	23.65M	17.616M	23.625M	17.591M
5240MHz_TnomVnom	Pass	Inf	24.225M	17.641M	23.925M	17.616M
5260MHz_TnomVnom	Pass	Inf	24.75M	17.591M	25.525M	17.616M
5280MHz_TnomVnom	Pass	Inf	24.475M	17.616M	24.85M	17.641M
5300MHz_TnomVnom	Pass	Inf	23.9M	17.616M	24.7M	17.616M
5320MHz_TnomVnom	Pass	Inf	24.55M	17.641M	24.275M	17.641M
5500MHz_TnomVnom	Pass	Inf	24.225M	17.616M	24.5M	17.641M
5580MHz_TnomVnom	Pass	Inf	24.3M	17.616M	24.925M	17.616M
5620MHz_TnomVnom	Pass	Inf	23.8M	17.616M	24.375M	17.591M
5660MHz_TnomVnom	Pass	Inf	24.95M	17.641M	24.05M	17.616M
5700MHz_TnomVnom	Pass	Inf	24.325M	17.616M	24.35M	17.616M
5720MHz Straddle 5.47-5.725GHz_TnomVnom	Pass	Inf	16.77M	13.808M	16.44M	13.823M
5720MHz Straddle 5.725-5.85GHz_TnomVnom	Pass	500k	3.74M	4.658M	3.76M	4.658M
5745MHz_TnomVnom	Pass	500k	15.1M	17.591M	15.05M	17.641M
5785MHz_TnomVnom	Pass	500k	15.075M	17.616M	14.075M	17.641M
5825MHz_TnomVnom	Pass	500k	15M	17.591M	15.25M	17.591M
802.11ac VHT40_Nss1,(MCS0)_1TX(Port1)	-	-	-	-	-	-
5190MHz_TnomVnom	Pass	Inf	45.15M	36.132M		
5230MHz_TnomVnom	Pass	Inf	45.45M	36.182M		
5270MHz_TnomVnom	Pass	Inf	45.15M	36.082M		
5310MHz_TnomVnom	Pass	Inf	44.7M	36.032M		
5510MHz_TnomVnom	Pass	Inf	46.25M	35.982M		
5550MHz_TnomVnom	Pass	Inf	45.95M	36.082M		
5630MHz_TnomVnom	Pass	Inf	47.4M	36.132M		
5670MHz_TnomVnom	Pass	Inf	44.6M	36.032M		
5710MHz Straddle 5.47-5.725GHz_TnomVnom	Pass	Inf	37.38M	32.849M		
5710MHz Straddle 5.725-5.85GHz_TnomVnom	Pass	500k	3.14M	6.797M		
5755MHz_TnomVnom	Pass	500k	35M	36.132M		
5795MHz_TnomVnom	Pass	500k	32.65M	36.032M		
802.11ac VHT40_Nss1,(MCS0)_1TX(Port2)	-	-	-	-	-	-



Mode	Result	Limit (Hz)	Port 1-N dB (Hz)	Port 1-OBW (Hz)	Port 2-N dB (Hz)	Port 2-OBW (Hz)
5190MHz_TnomVnom	Pass	Inf			46.05M	36.132M
5230MHz_TnomVnom	Pass	Inf			45.2M	36.032M
5270MHz_TnomVnom	Pass	Inf			45.4M	36.082M
5310MHz_TnomVnom	Pass	Inf			45.25M	36.032M
5510MHz_TnomVnom	Pass	Inf			45.6M	36.032M
5550MHz_TnomVnom	Pass	Inf			46.1M	36.032M
5630MHz_TnomVnom	Pass	Inf			45.25M	36.182M
5670MHz_TnomVnom	Pass	Inf			45.45M	36.032M
5710MHz Straddle 5.47-5.725GHz_TnomVnom	Pass	Inf			37.38M	32.919M
5710MHz Straddle 5.725-5.85GHz_TnomVnom	Pass	500k			3.16M	6.917M
5755MHz_TnomVnom	Pass	500k			32.6M	36.032M
5795MHz_TnomVnom	Pass	500k			35M	36.132M
802.11ac VHT40_Nss1,(MCS0)_2TX	-	-	-	-	-	-
5190MHz_TnomVnom	Pass	Inf	45.95M	36.082M	46.2M	36.082M
5230MHz_TnomVnom	Pass	Inf	45.35M	36.132M	45.15M	36.032M
5270MHz_TnomVnom	Pass	Inf	45.15M	36.032M	46.4M	36.032M
5310MHz_TnomVnom	Pass	Inf	45.45M	36.032M	45.9M	36.082M
5510MHz_TnomVnom	Pass	Inf	45.15M	36.082M	45.5M	36.032M
5550MHz_TnomVnom	Pass	Inf	45.6M	36.082M	46.05M	36.082M
5630MHz_TnomVnom	Pass	Inf	46.1M	36.082M	46.4M	36.132M
5670MHz_TnomVnom	Pass	Inf	45.6M	36.082M	45.9M	35.982M
5710MHz Straddle 5.47-5.725GHz_TnomVnom	Pass	Inf	37.205M	32.814M	37.87M	32.814M
5710MHz Straddle 5.725-5.85GHz_TnomVnom	Pass	500k	3.14M	6.637M	3.14M	6.857M
5755MHz_TnomVnom	Pass	500k	35.05M	36.132M	35.05M	36.082M
5795MHz_TnomVnom	Pass	500k	35M	36.032M	33.8M	36.032M
802.11ac VHT80_Nss1,(MCS0)_1TX(Port1)	-	-	-	-	-	-
5210MHz_TnomVnom	Pass	Inf	86.1M	74.963M		
5290MHz_TnomVnom	Pass	Inf	86M	75.062M		
5530MHz_TnomVnom	Pass	Inf	85.2M	74.863M		
5610MHz_TnomVnom	Pass	Inf	85.8M	74.963M		
5690MHz Straddle 5.47-5.725GHz_TnomVnom	Pass	Inf	77.25M	71.964M		
5690MHz Straddle 5.725-5.85GHz_TnomVnom	Pass	500k	3.14M	9.535M		
5775MHz_TnomVnom	Pass	500k	71.3M	75.062M		
802.11ac VHT80_Nss1,(MCS0)_1TX(Port2)	-	-	-	-	-	-
5210MHz_TnomVnom	Pass	Inf			86.6M	75.062M
5290MHz_TnomVnom	Pass	Inf			86.4M	74.963M
5530MHz_TnomVnom	Pass	Inf			85.5M	74.863M
5610MHz_TnomVnom	Pass	Inf			85.1M	75.162M
5690MHz Straddle 5.47-5.725GHz_TnomVnom	Pass	Inf			77.85M	72.114M
5690MHz Straddle 5.725-5.85GHz_TnomVnom	Pass	500k			3.14M	9.175M
5775MHz_TnomVnom	Pass	500k			68.8M	74.963M
802.11ac VHT80_Nss1,(MCS0)_2TX	-	-	-	-	-	-
5210MHz_TnomVnom	Pass	Inf	85M	75.062M	86.5M	75.062M
5290MHz_TnomVnom	Pass	Inf	87.2M	75.162M	85.7M	74.863M
5530MHz_TnomVnom	Pass	Inf	84.8M	74.963M	86.6M	75.062M

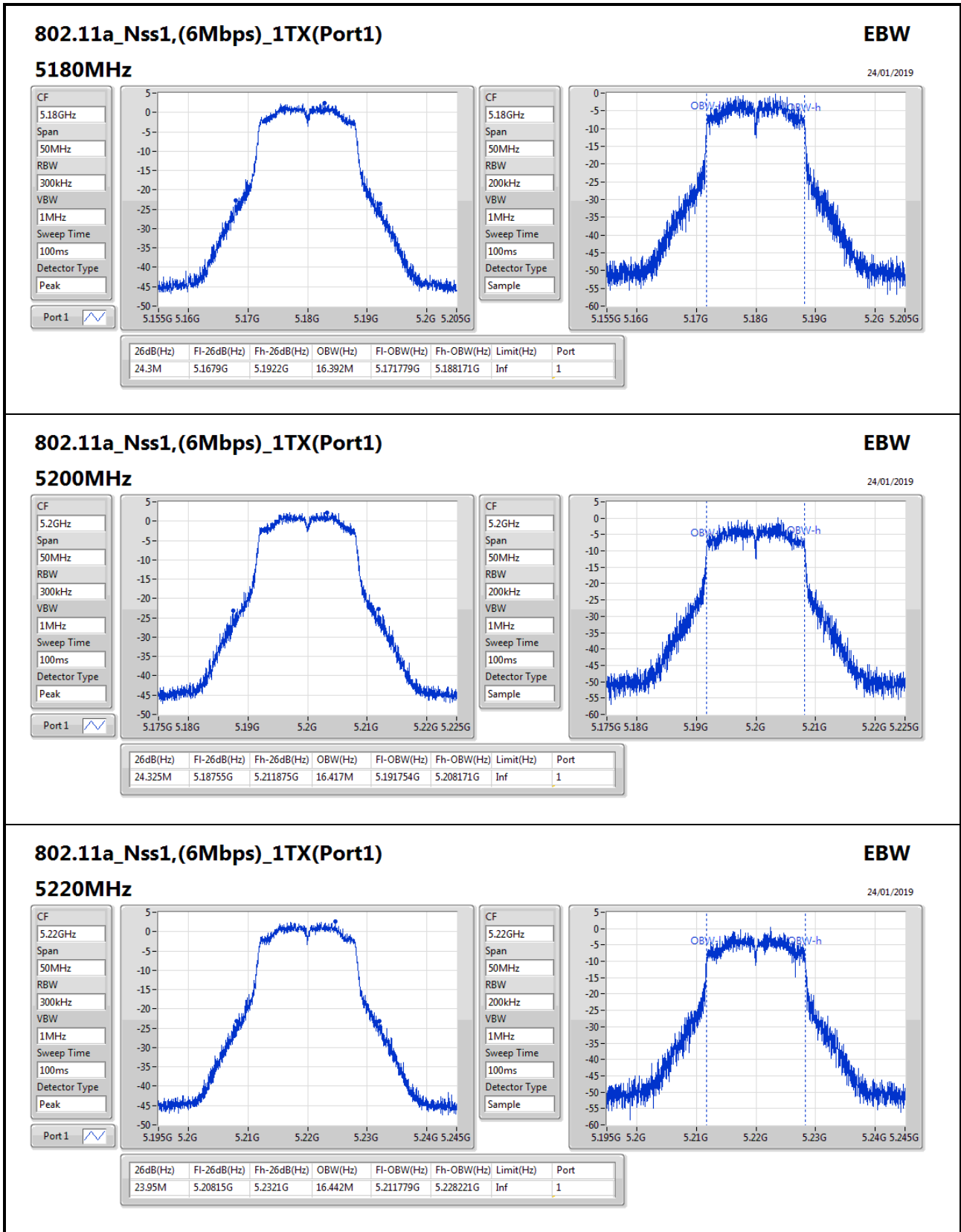


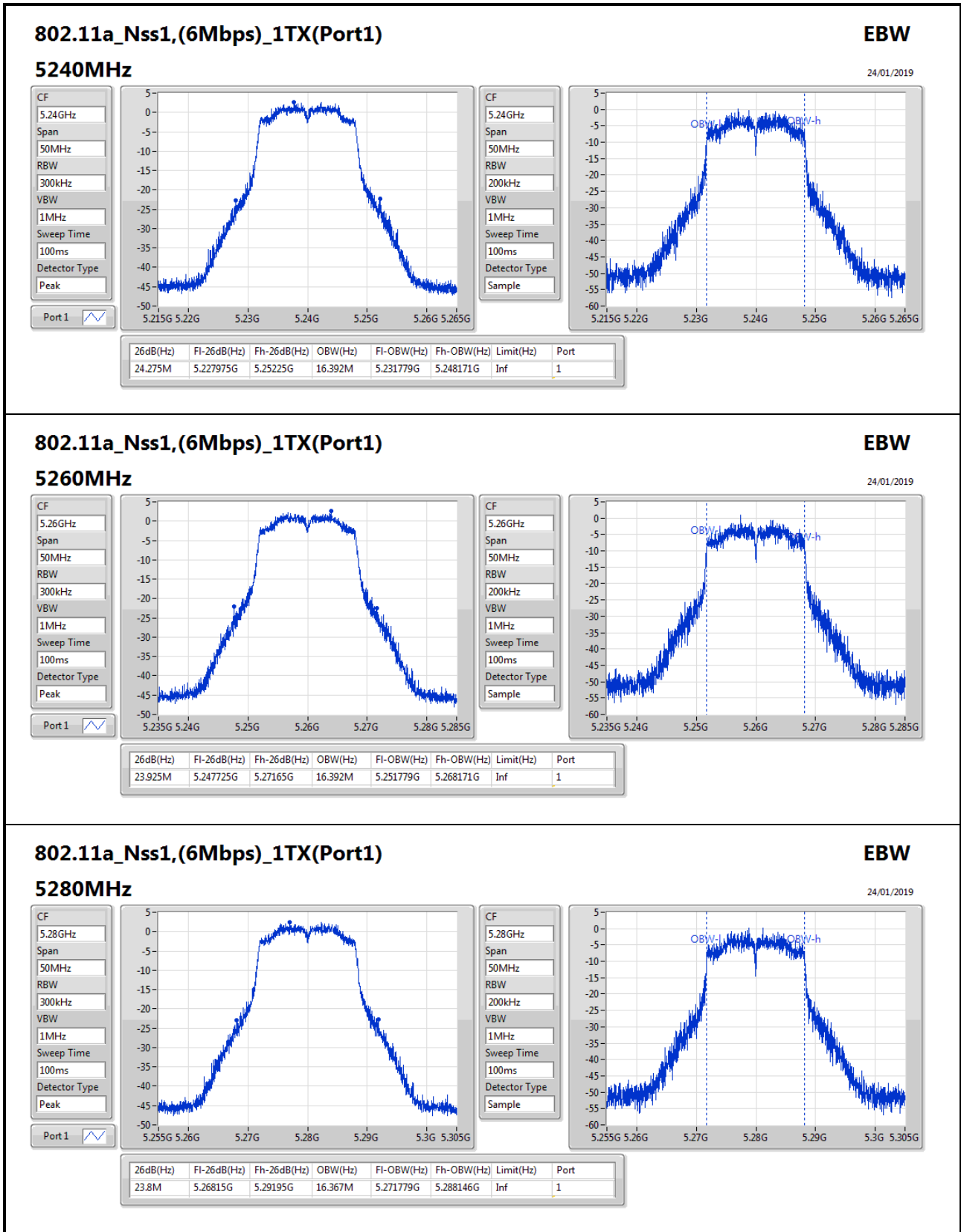
Mode	Result	Limit (Hz)	Port 1-N dB (Hz)	Port 1-OBW (Hz)	Port 2-N dB (Hz)	Port 2-OBW (Hz)
5610MHz_TnomVnom	Pass	Inf	86.4M	75.162M	86.3M	75.162M
5690MHz Straddle 5.47-5.725GHz_TnomVnom	Pass	Inf	77.925M	71.889M	77.625M	71.964M
5690MHz Straddle 5.725-5.85GHz_TnomVnom	Pass	500k	3.14M	9.335M	3.12M	9.035M
5775MHz_TnomVnom	Pass	500k	60M	75.062M	73.8M	74.963M

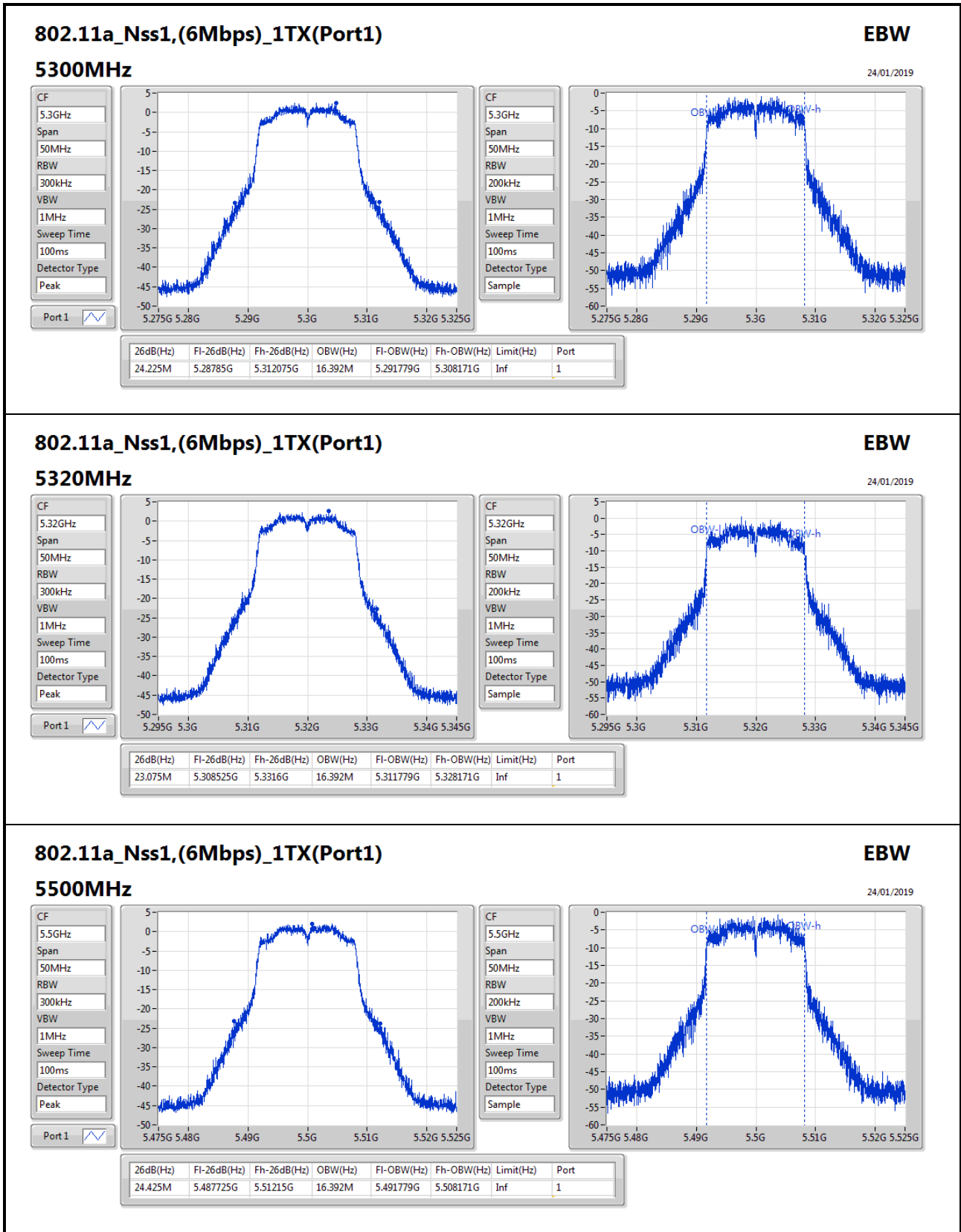
**Port X-N dB** = Port X 6dB down bandwidth for 5.725-5.85GHz band / 26dB down bandwidth for other band

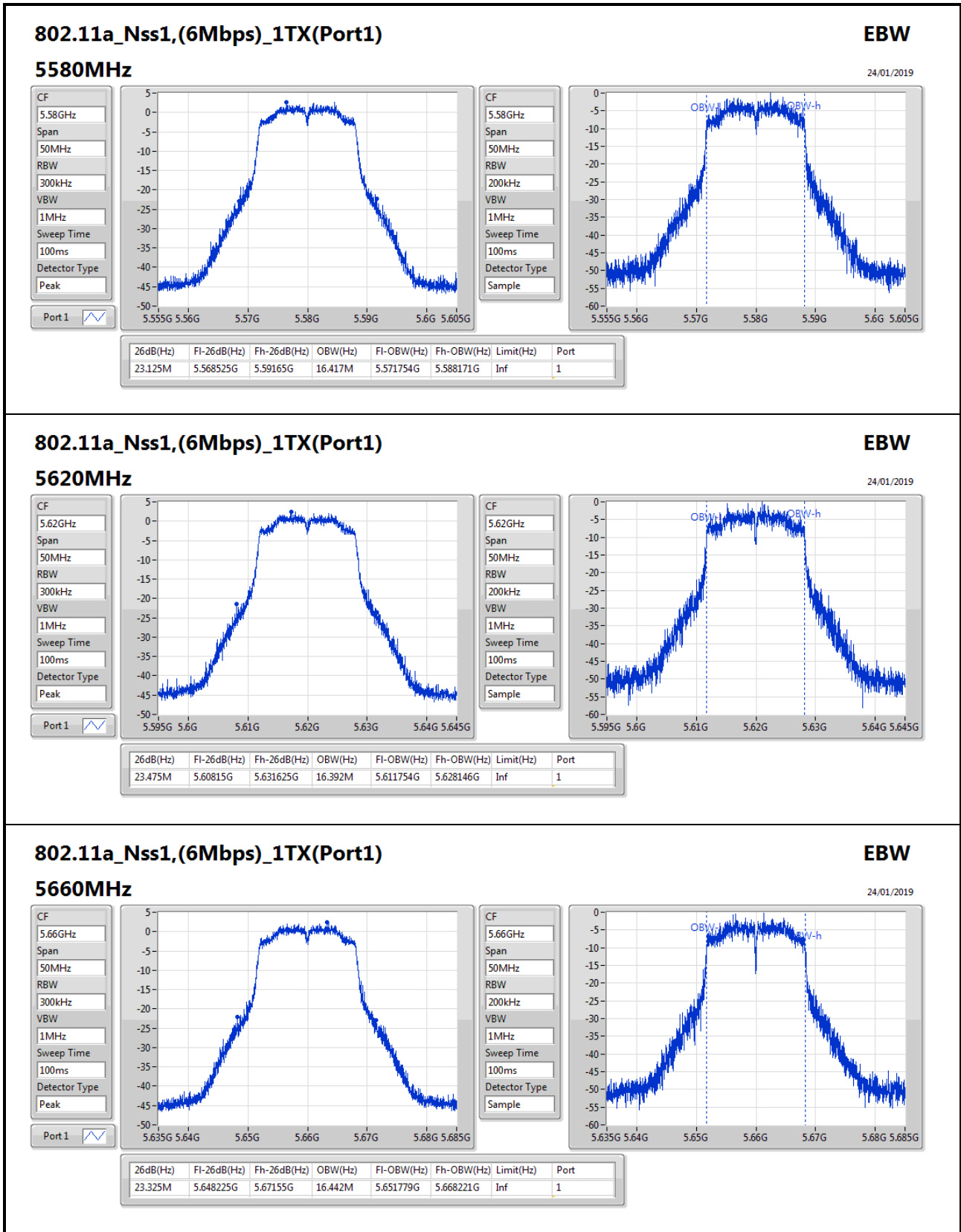
**Port X-OBW** = Port X 99% occupied bandwidth;

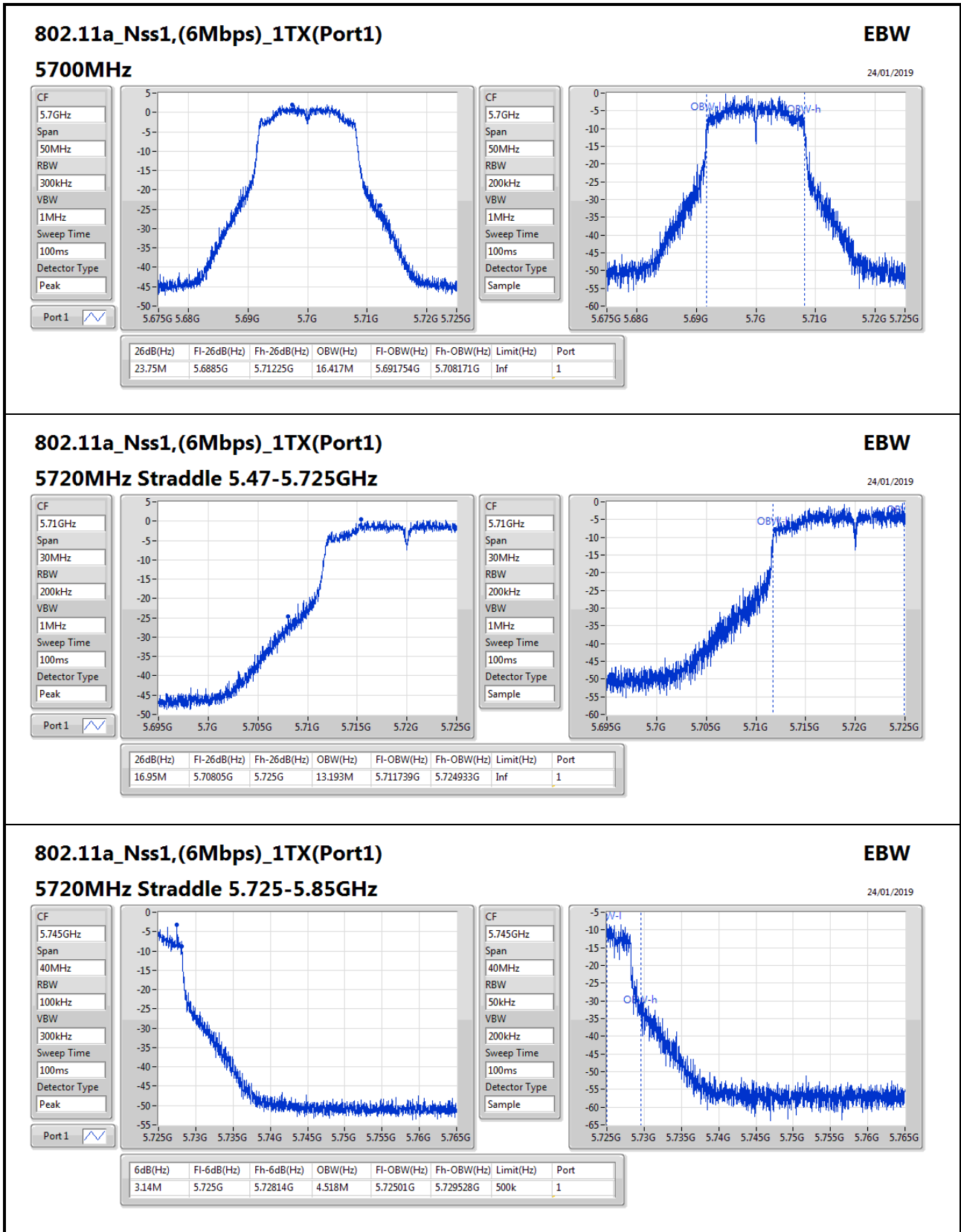












### 802.11a\_Nss1,(6Mbps)\_1TX(Port1)

#### 5720MHz Straddle 5.725-5.85GHz

EBW

24/01/2019

CF: 5.745GHz

Span: 40MHz

RBW: 100kHz

VBW: 300kHz

Sweep Time: 100ms

Detector Type: Peak

Port 1

CF: 5.745GHz

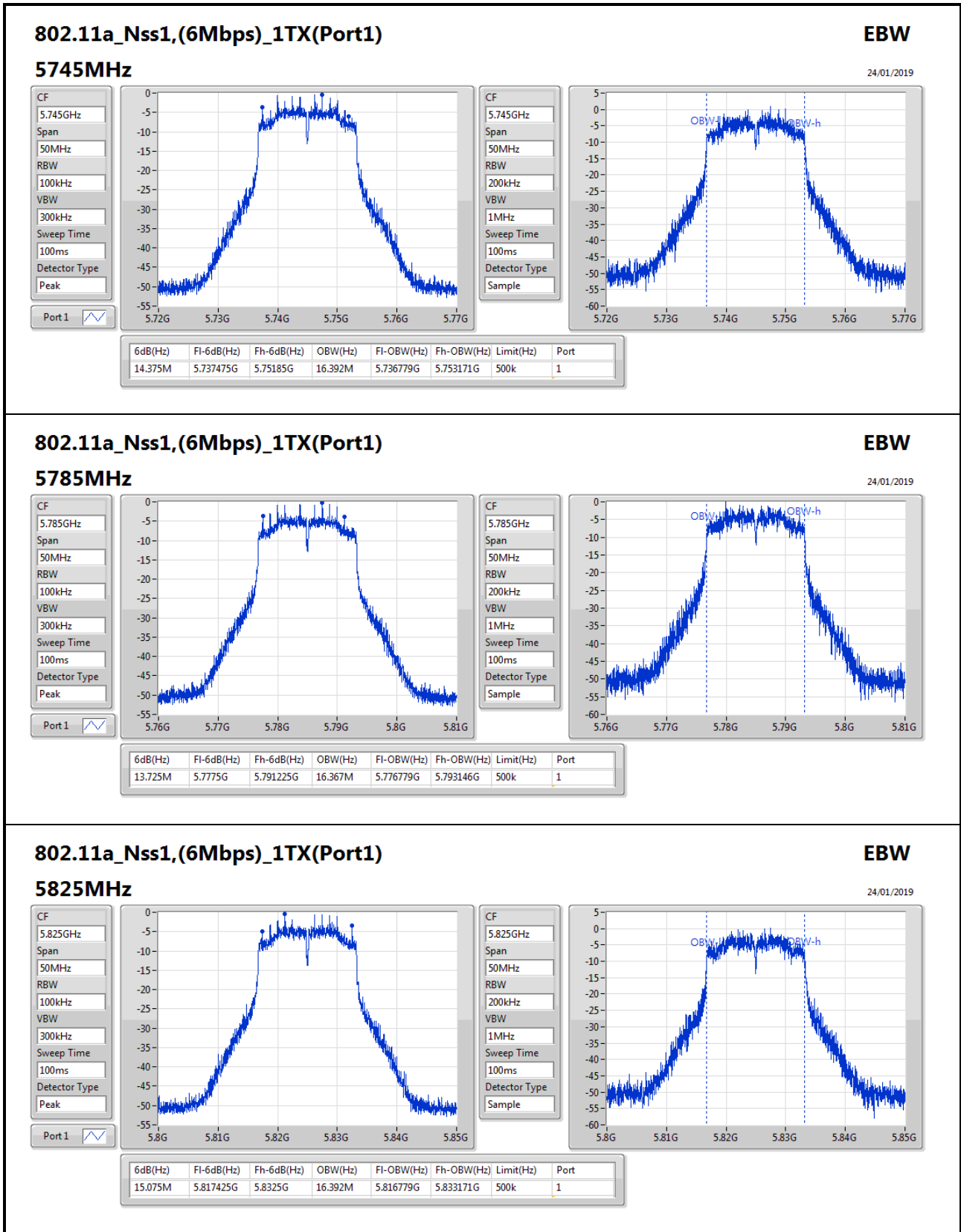
Span: 40MHz

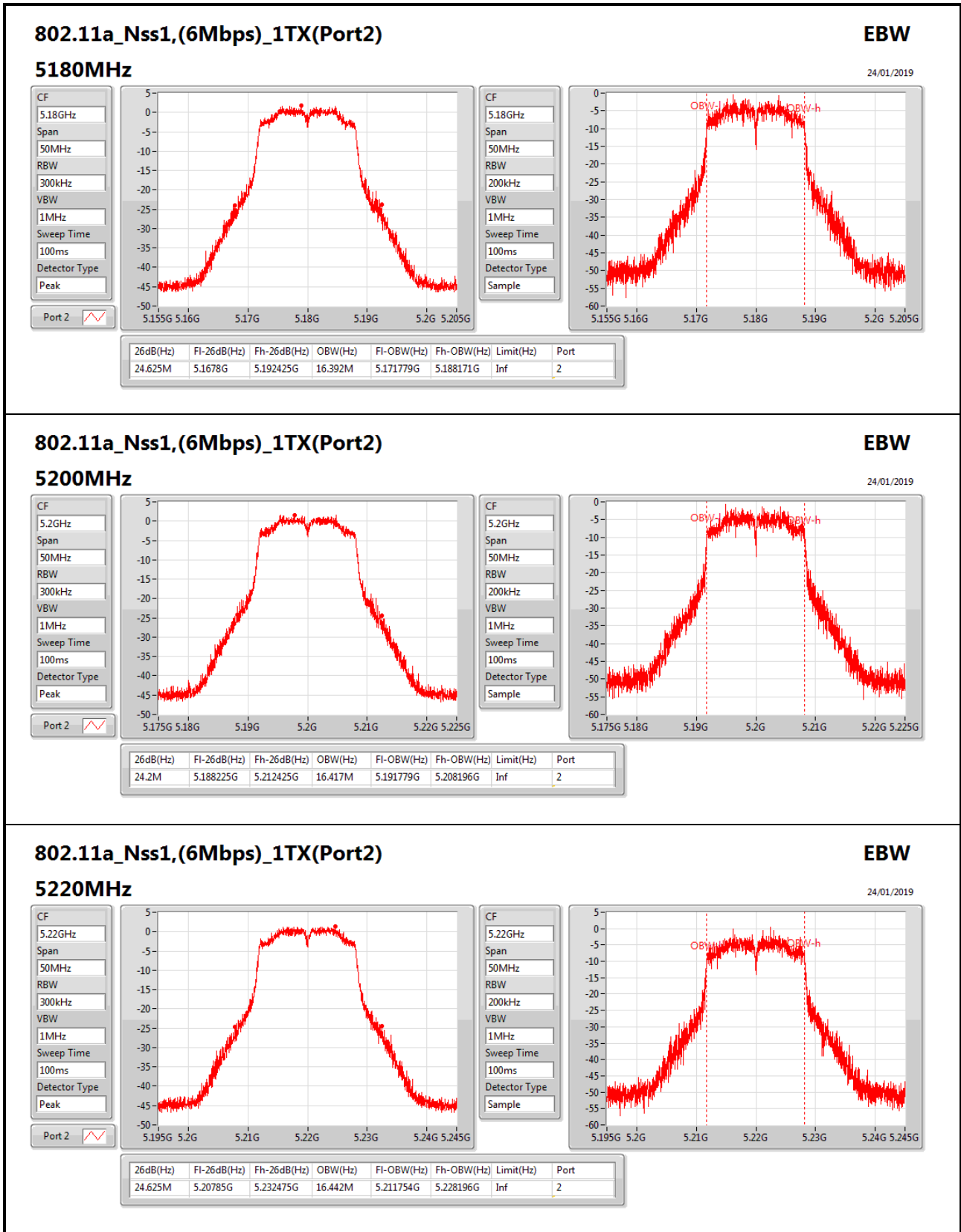
RBW: 50kHz

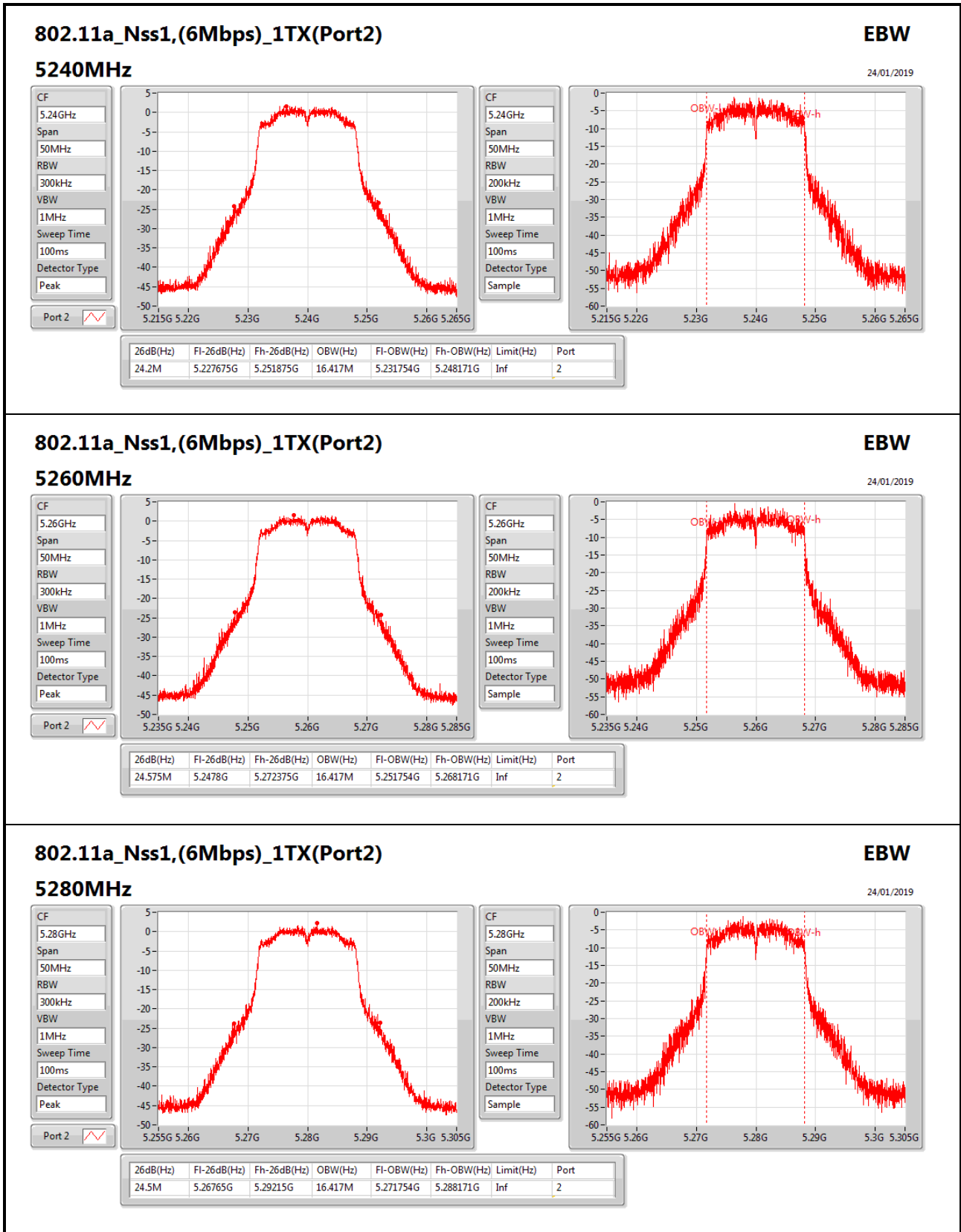
VBW: 200kHz

Sweep Time: 100ms

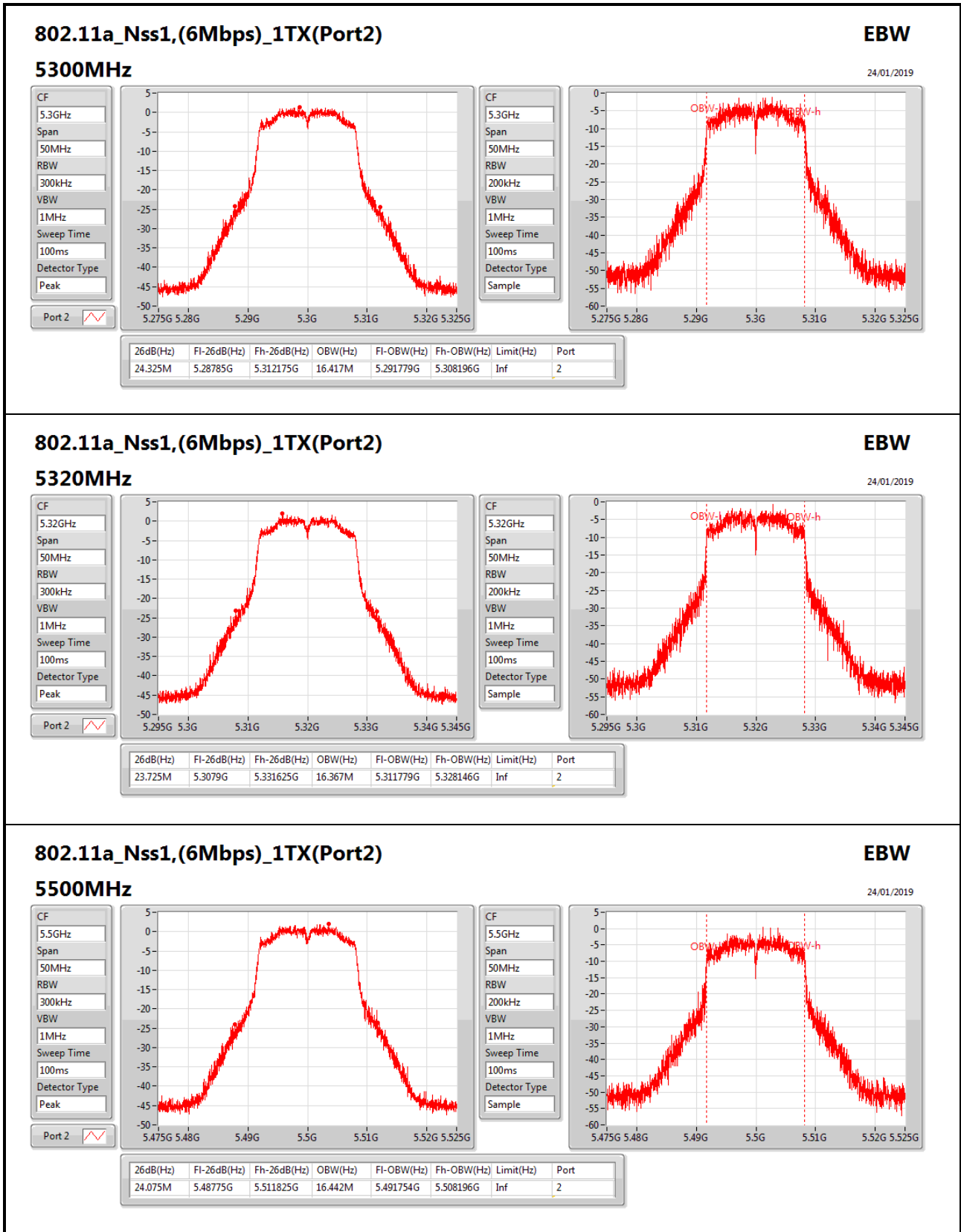
Detector Type: Sample

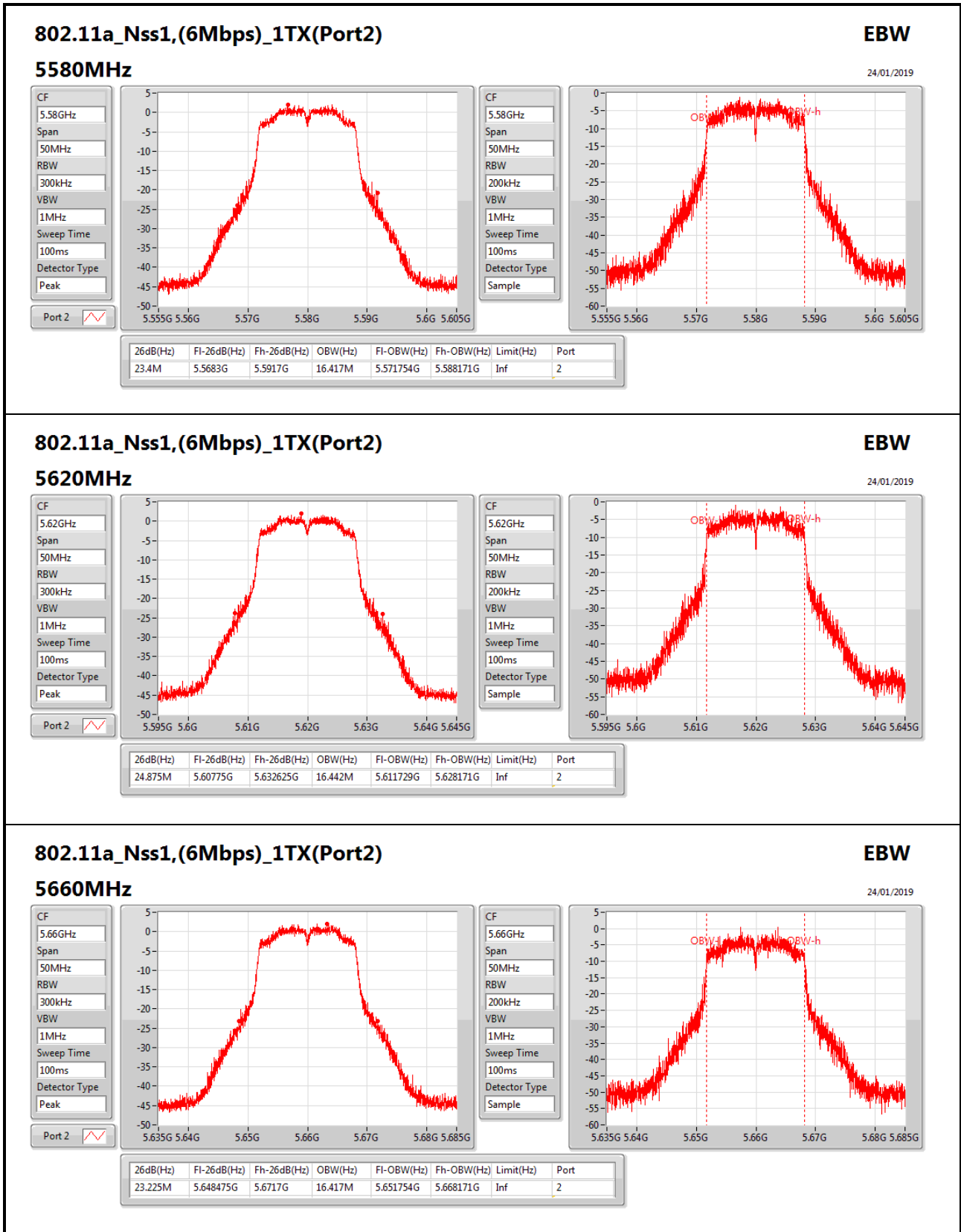












### 802.11a\_Nss1,(6Mbps)\_1TX(Port2)

#### 5660MHz

**EBW**

24/01/2019

CF: 5.66GHz

Span: 50MHz

RBW: 300kHz

VBW: 1MHz

Sweep Time: 100ms

Detector Type: Peak

Port 2

CF: 5.66GHz

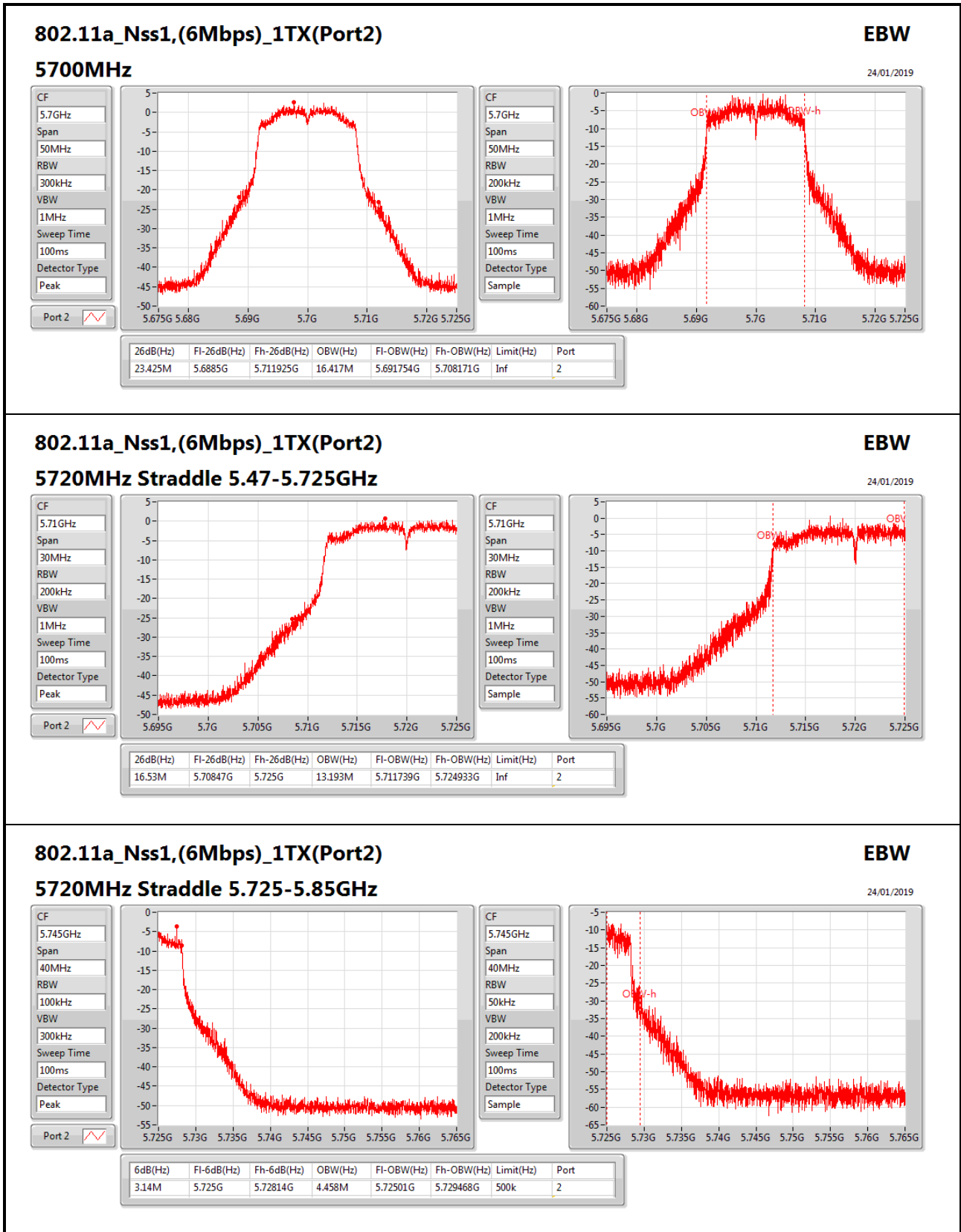
Span: 50MHz

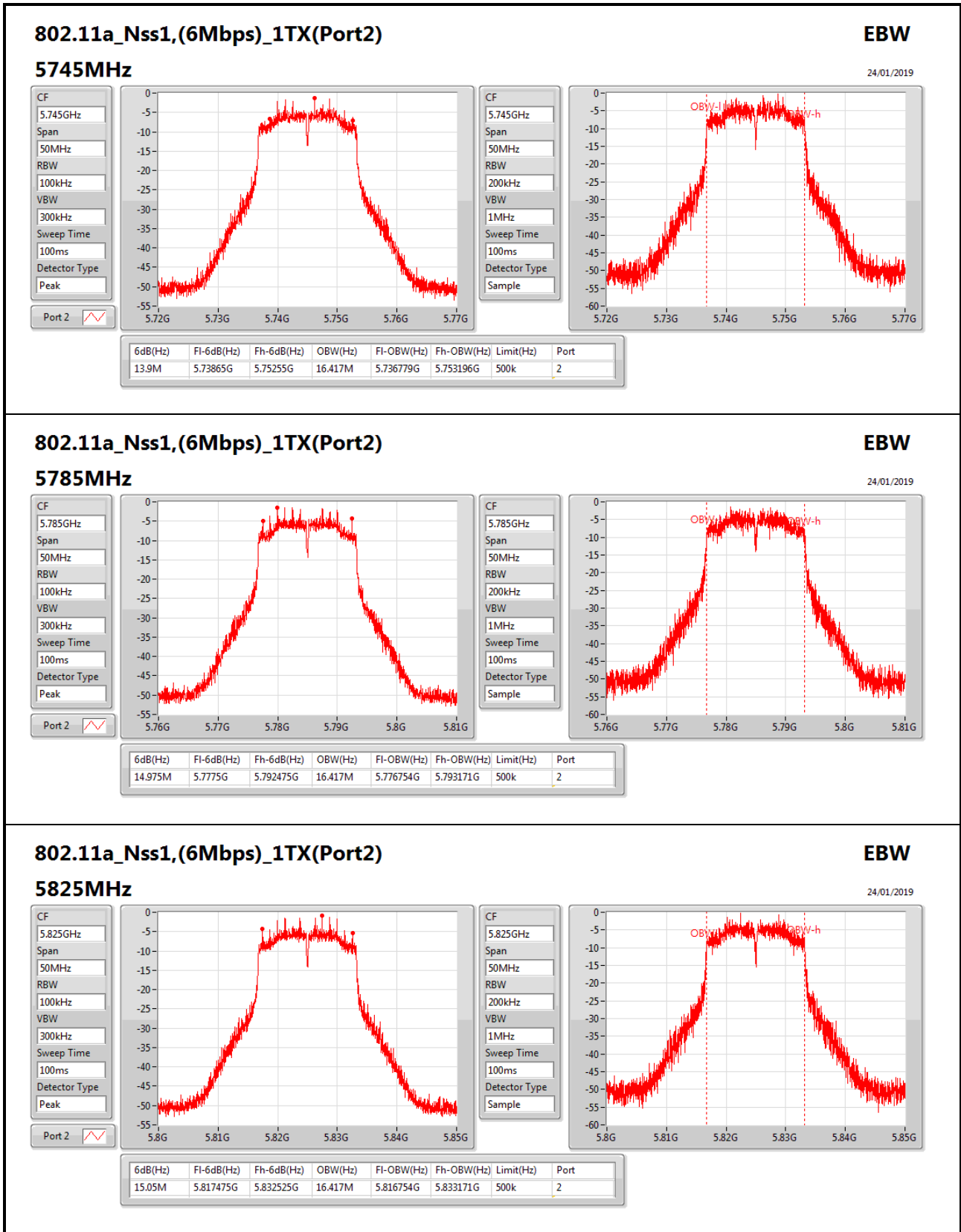
RBW: 200kHz

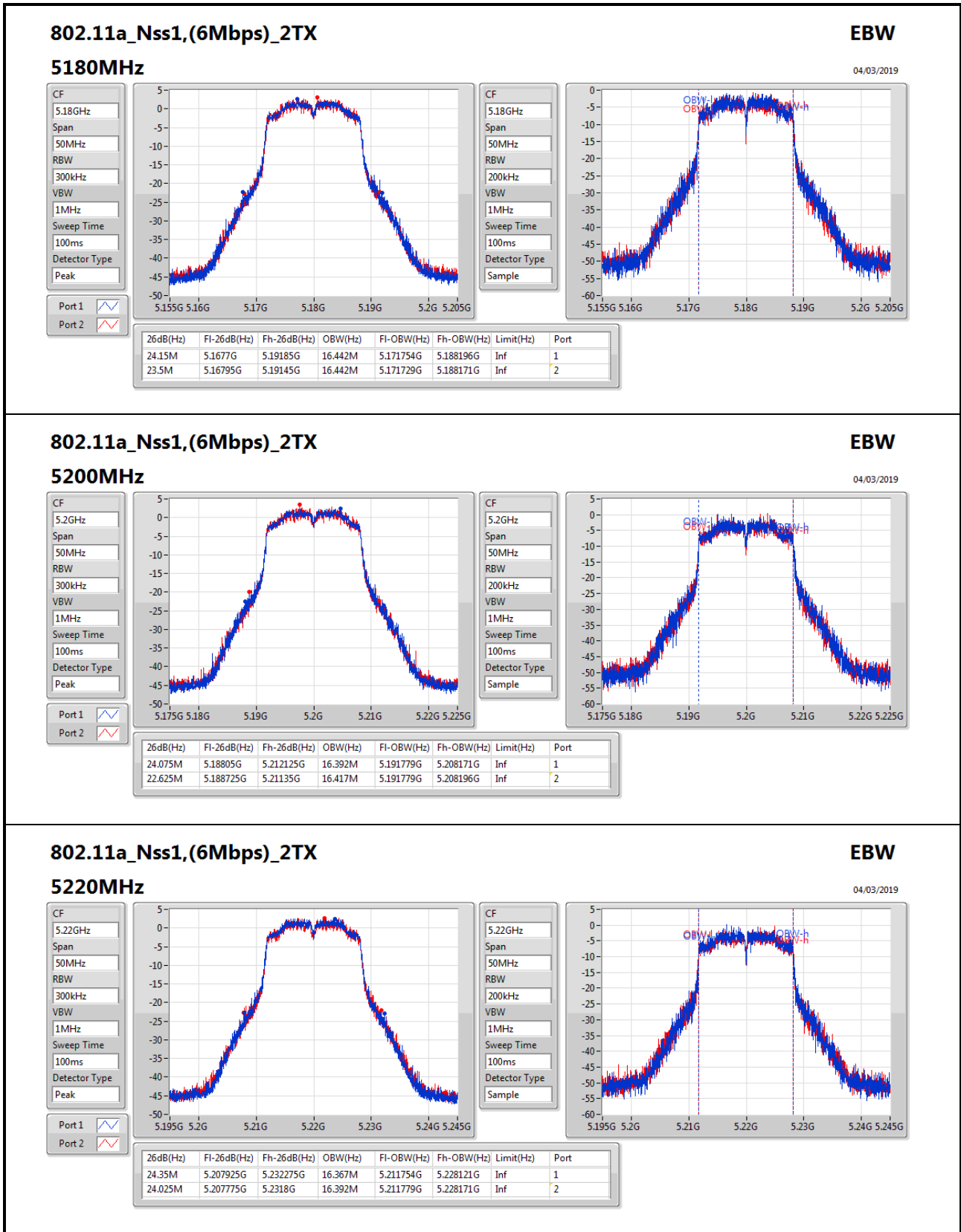
VBW: 1MHz

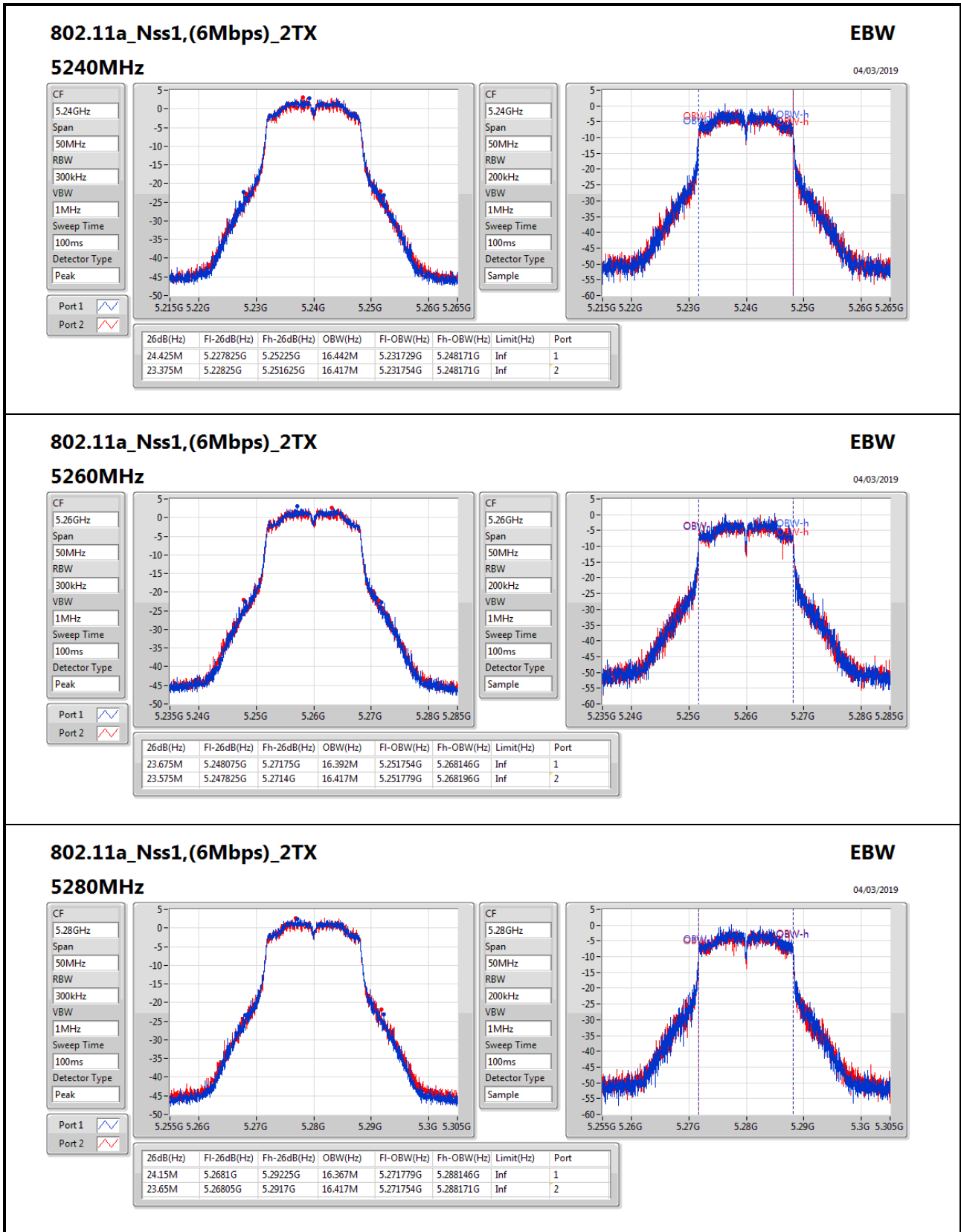
Sweep Time: 100ms

Detector Type: Sample









### 802.11a\_Nss1,(6Mbps)\_2TX

#### 5280MHz

EBW

04/03/2019

CF: 5.28GHz

Span: 50MHz

RBW: 300kHz

VBW: 1MHz

Sweep Time: 100ms

Detector Type: Peak

Port 1:

Port 2:

CF: 5.28GHz

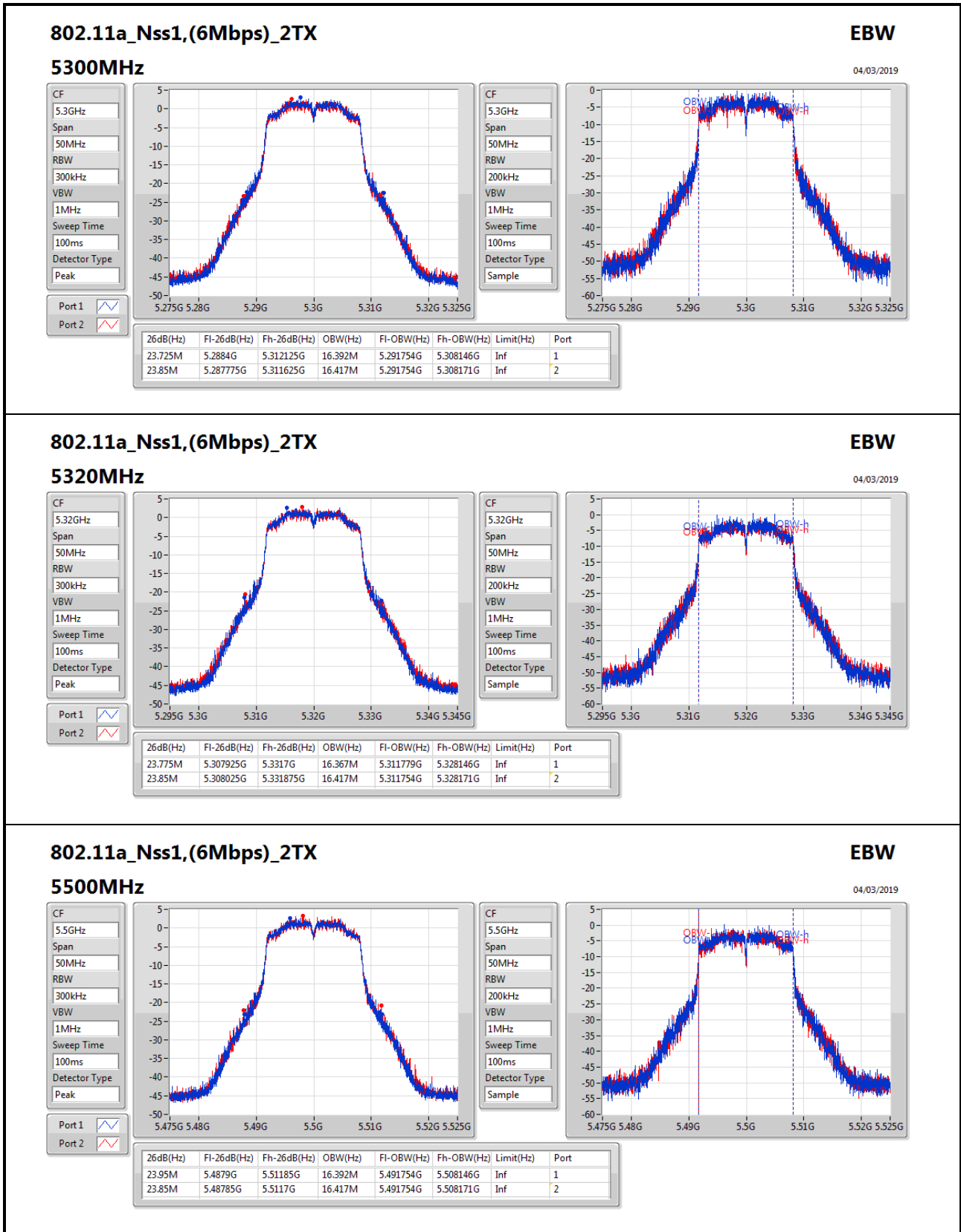
Span: 50MHz

RBW: 200kHz

VBW: 1MHz

Sweep Time: 100ms

Detector Type: Sample



### 802.11a\_Nss1,(6Mbps)\_2TX

#### 5500MHz

CF: 5.5GHz

Span: 50MHz

RBW: 300kHz

VBW: 1MHz

Sweep Time: 100ms

Detector Type: Peak

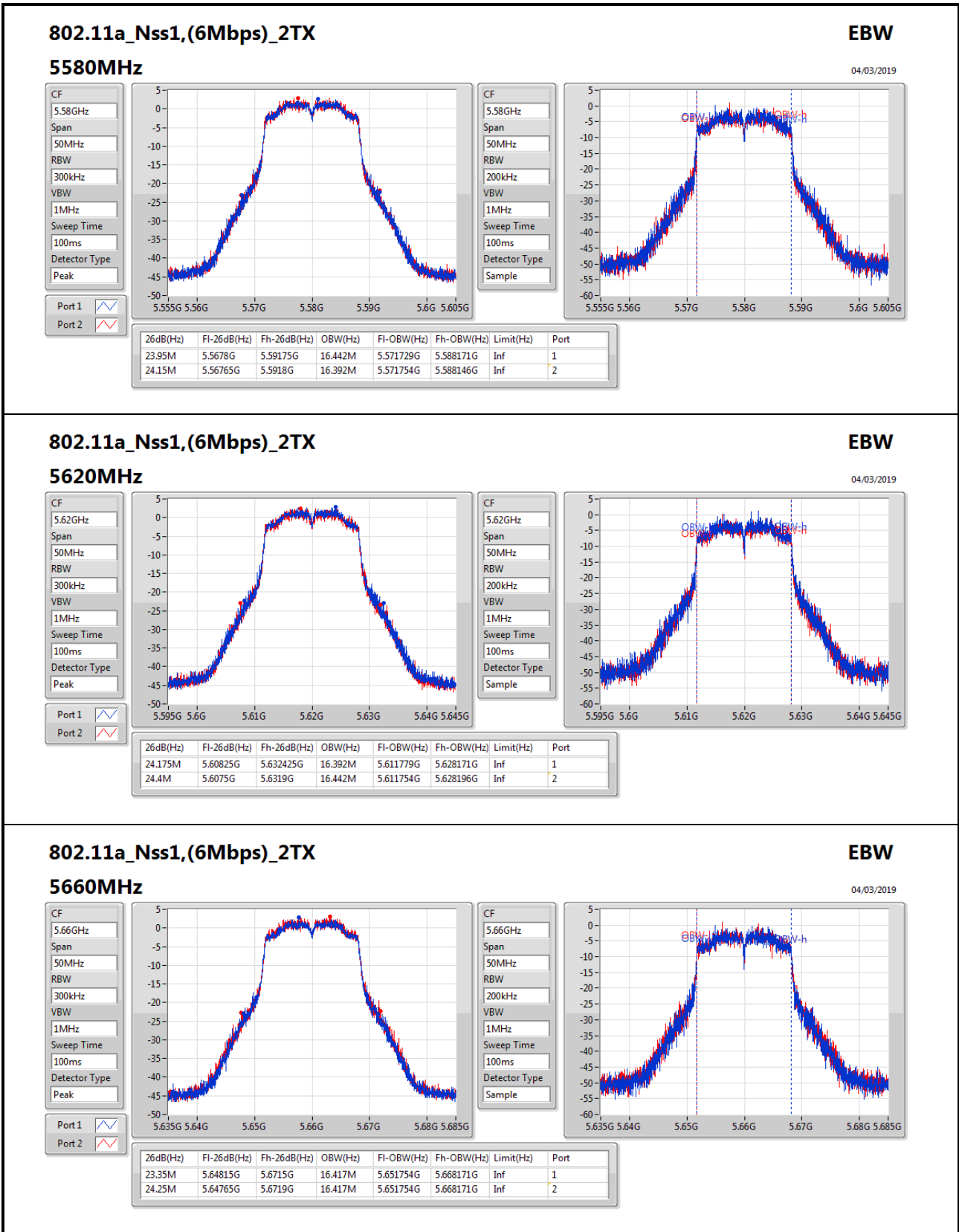
Port 1:

Port 2:

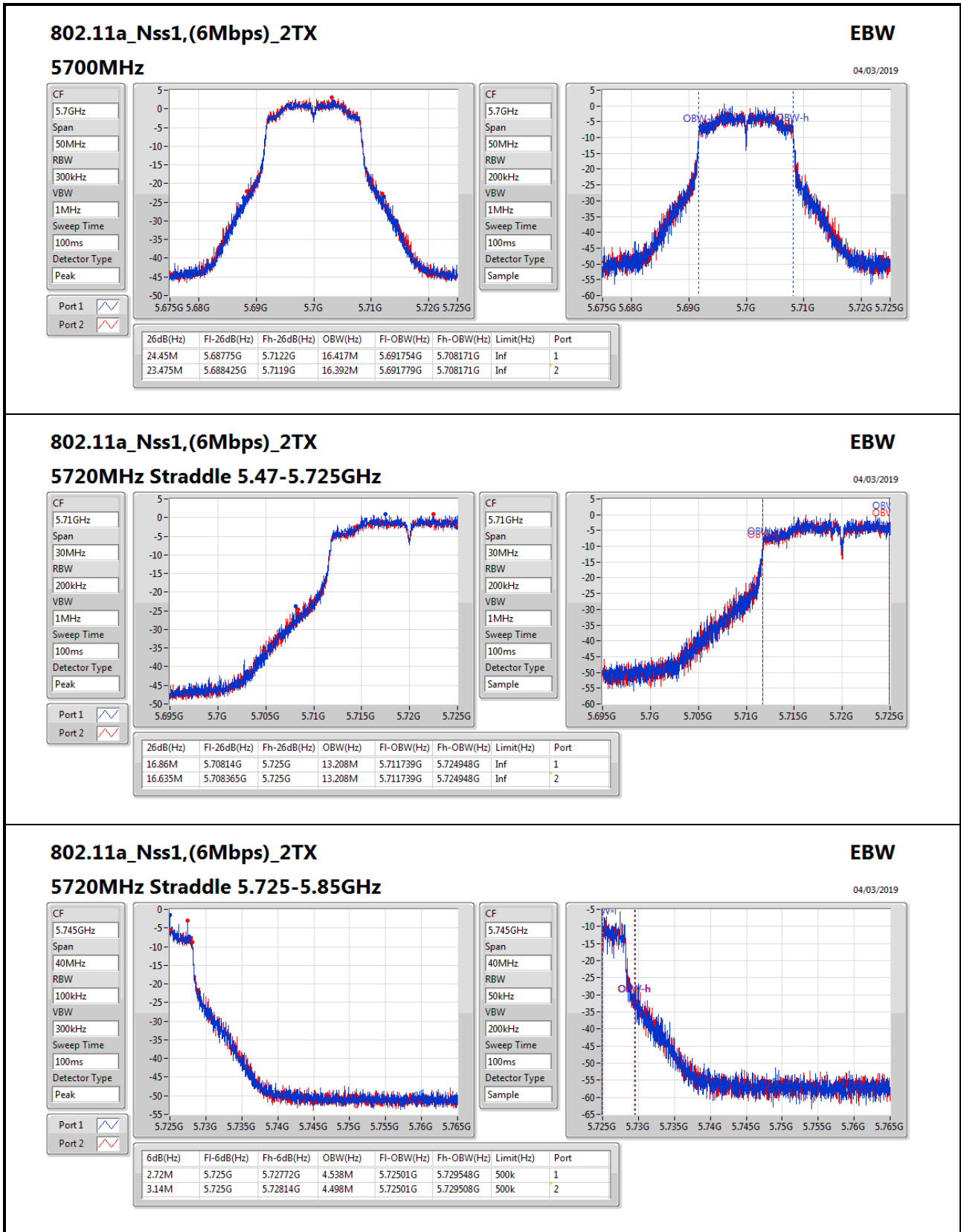
EBW

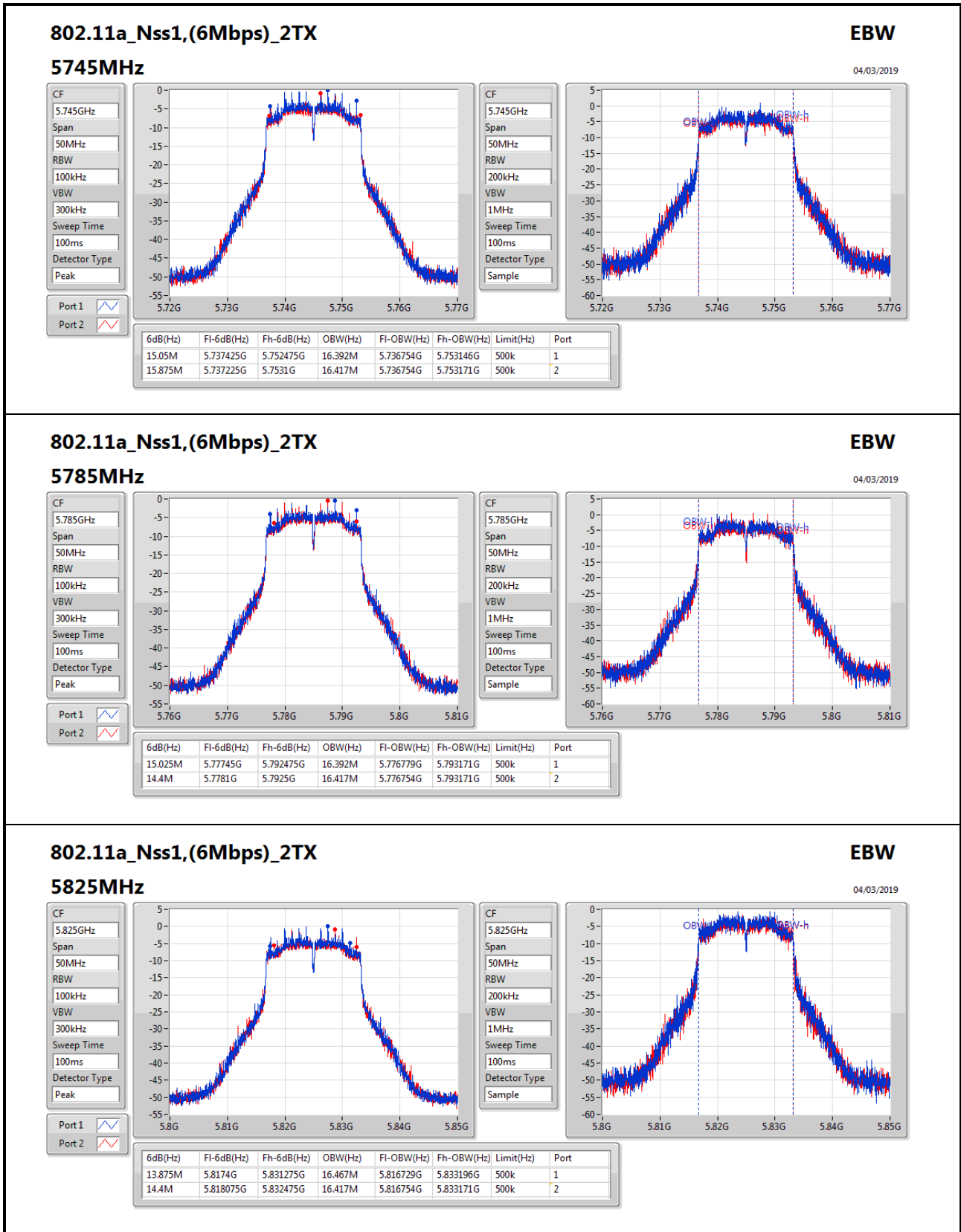
04/03/2019

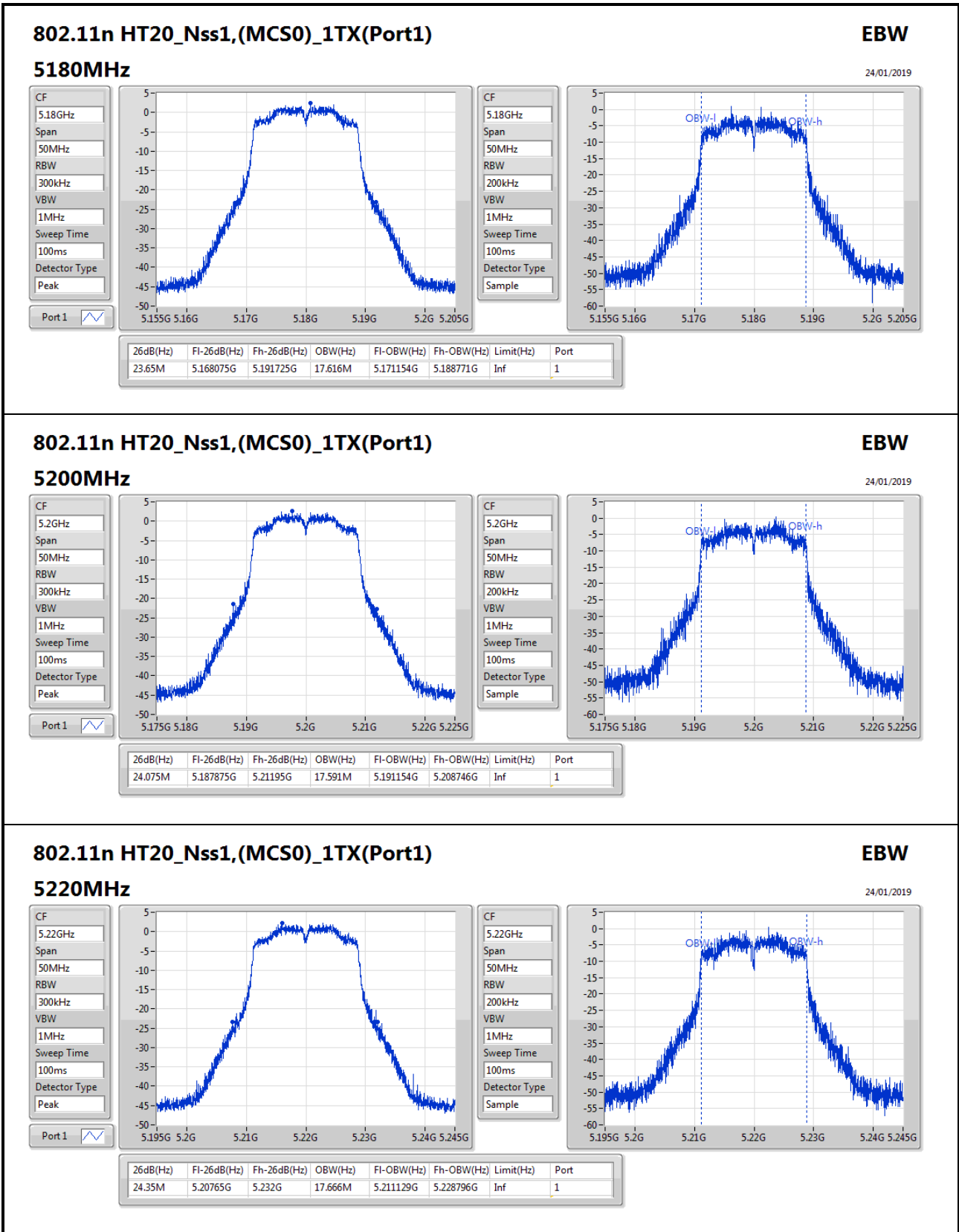
26dB(Hz)	Fl-26dB(Hz)	Fh-26dB(Hz)	OBW(Hz)	Fl-OBW(Hz)	Fh-OBW(Hz)	Limit(Hz)	Port
23.95M	5.4879G	5.51185G	16.392M	5.491754G	5.508146G	Inf	1
23.85M	5.48785G	5.51117G	16.417M	5.491754G	5.508171G	Inf	2

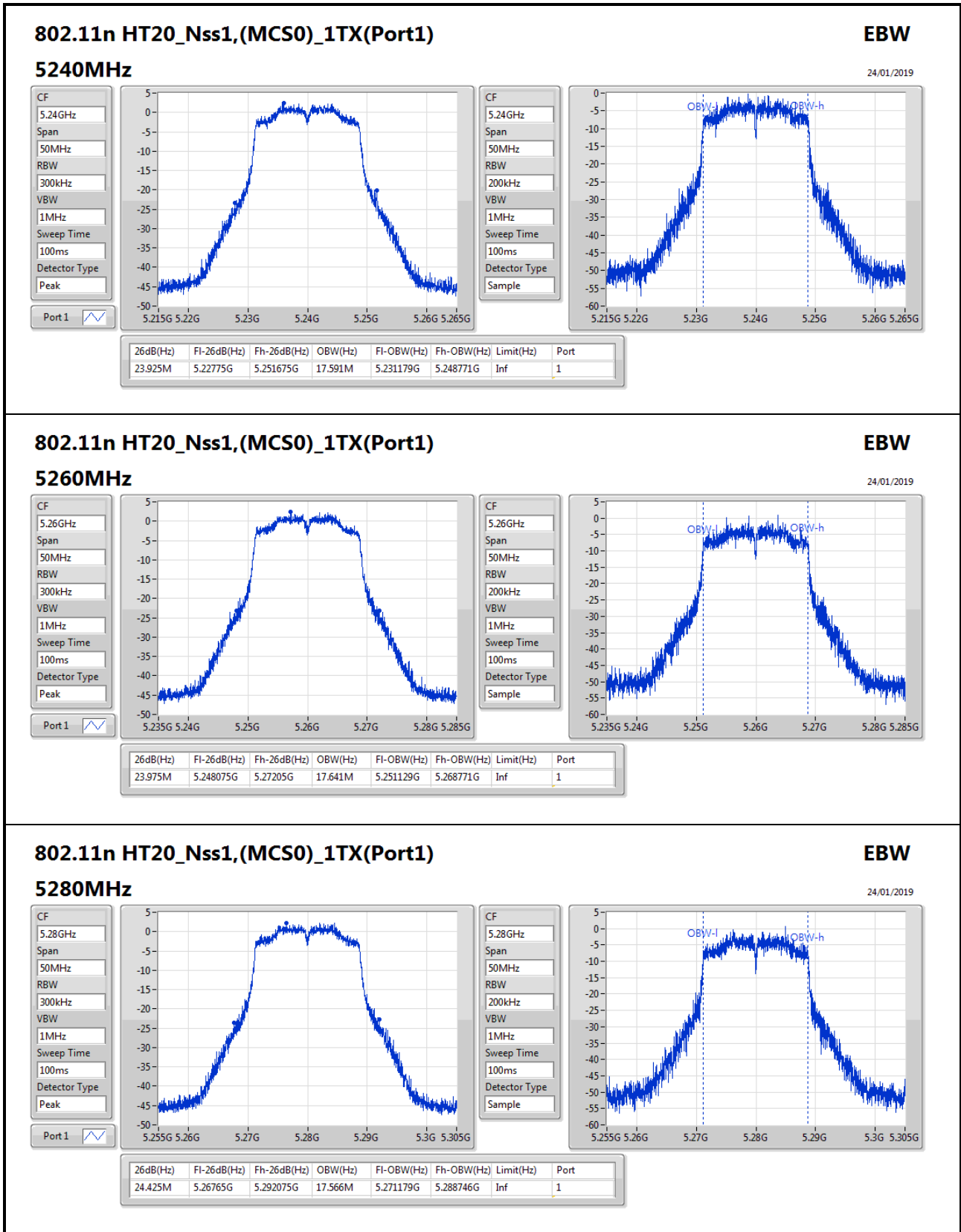


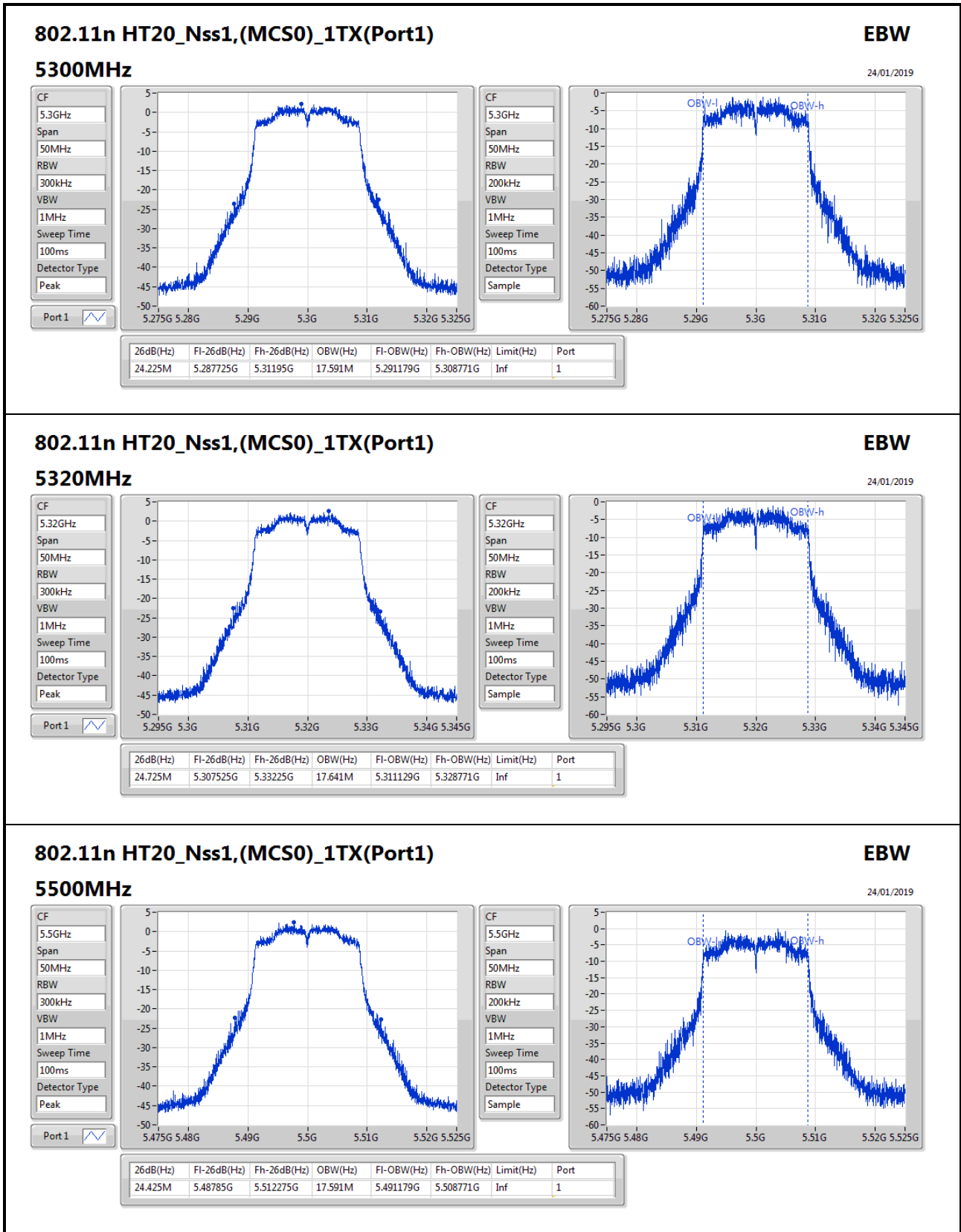


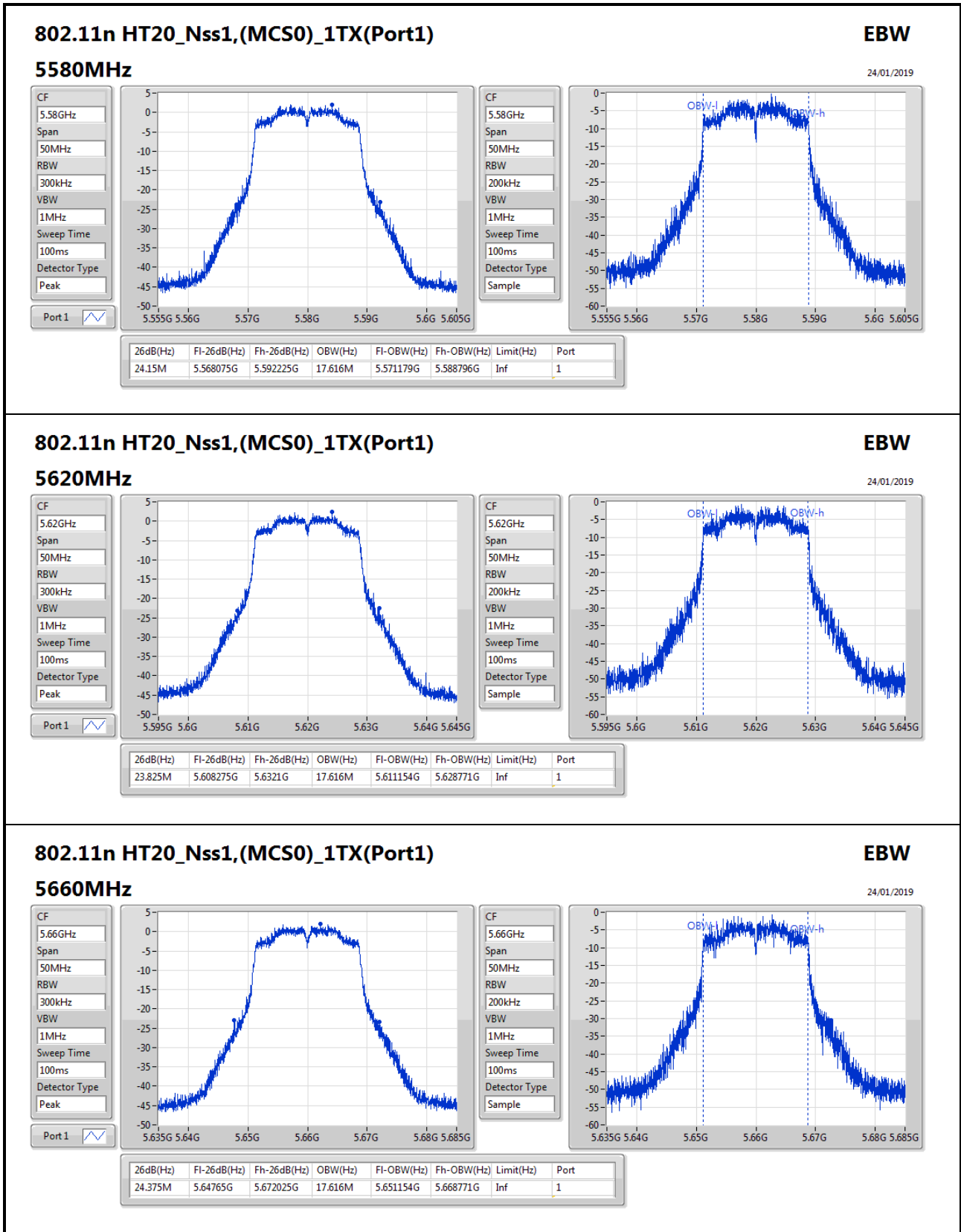


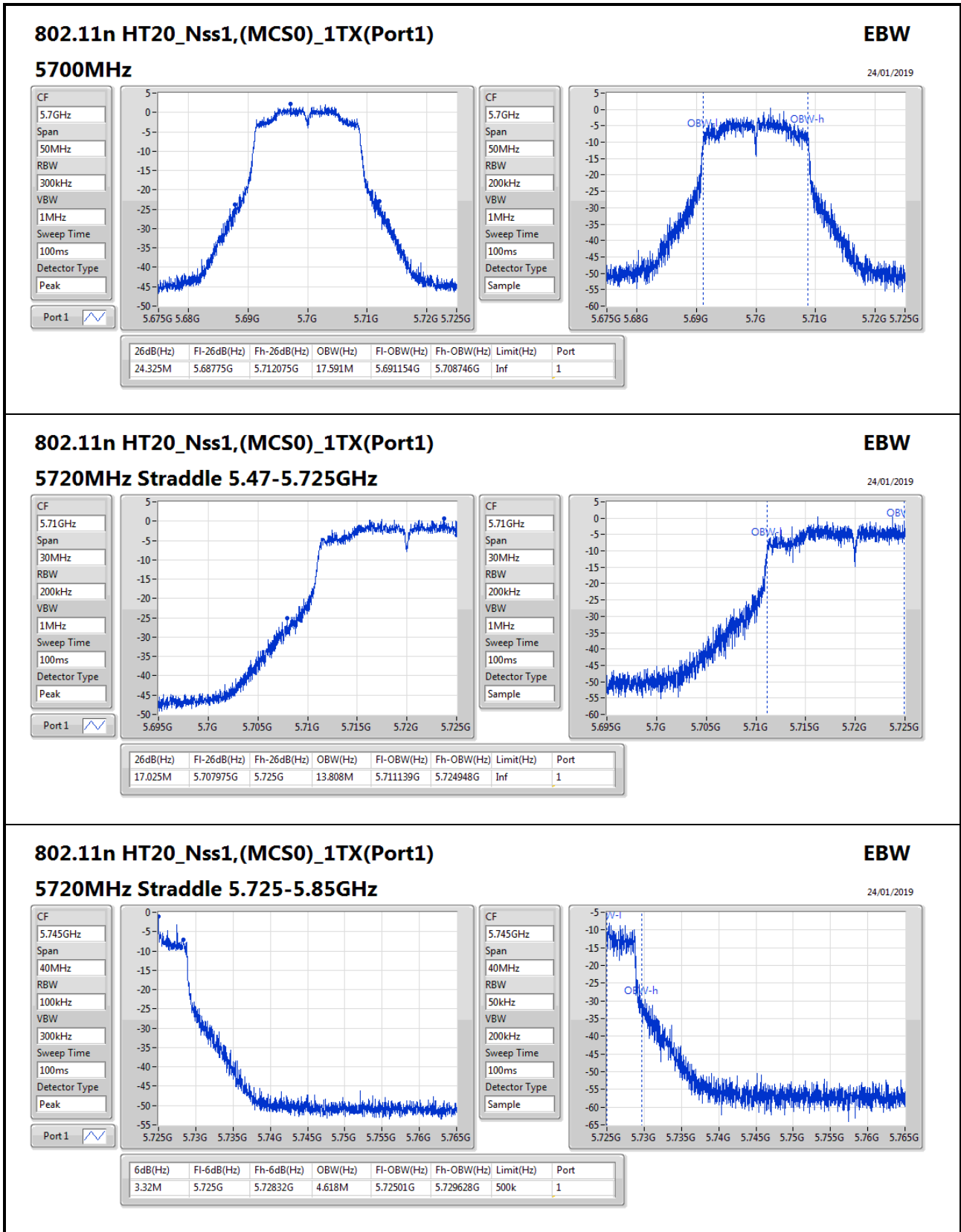


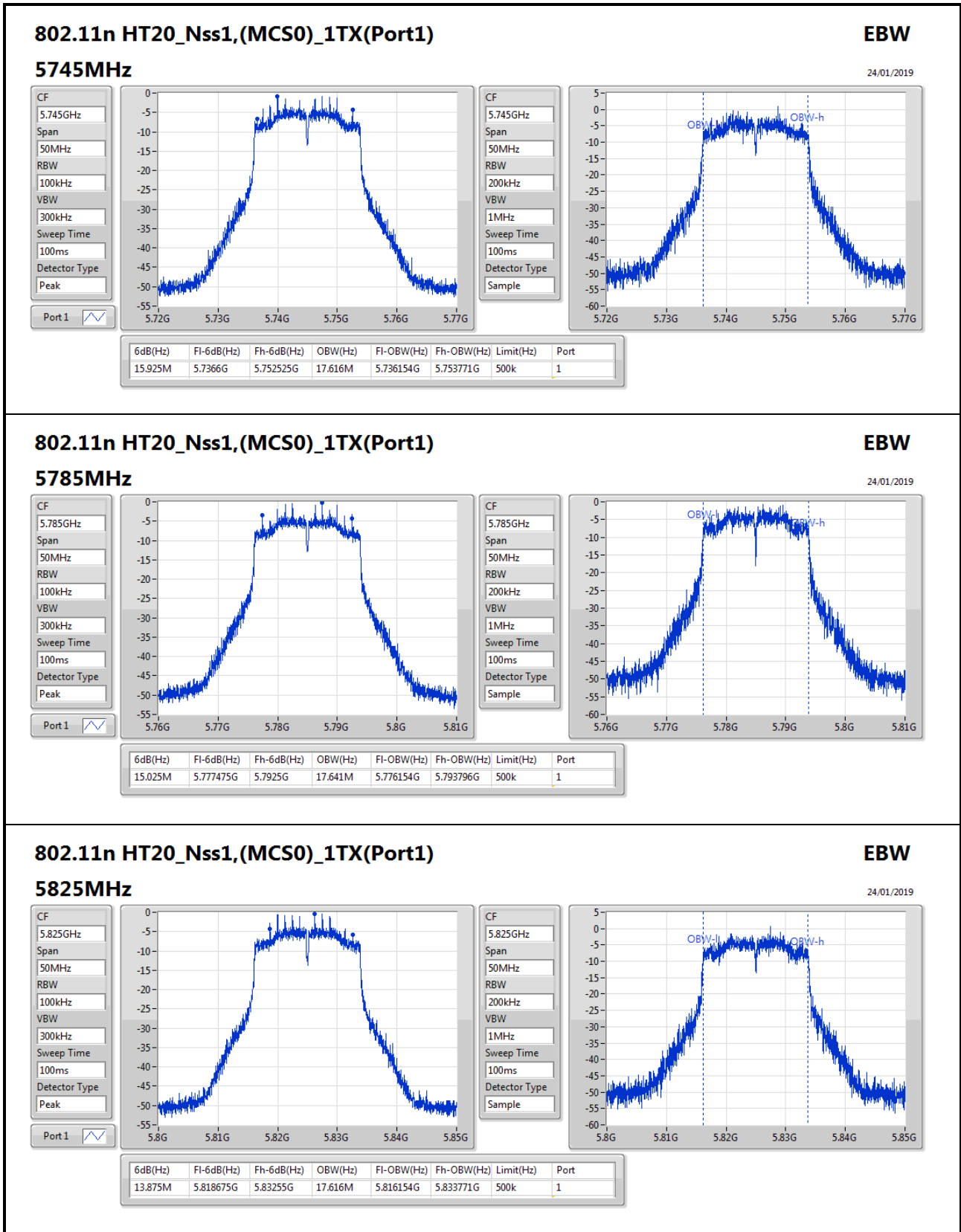




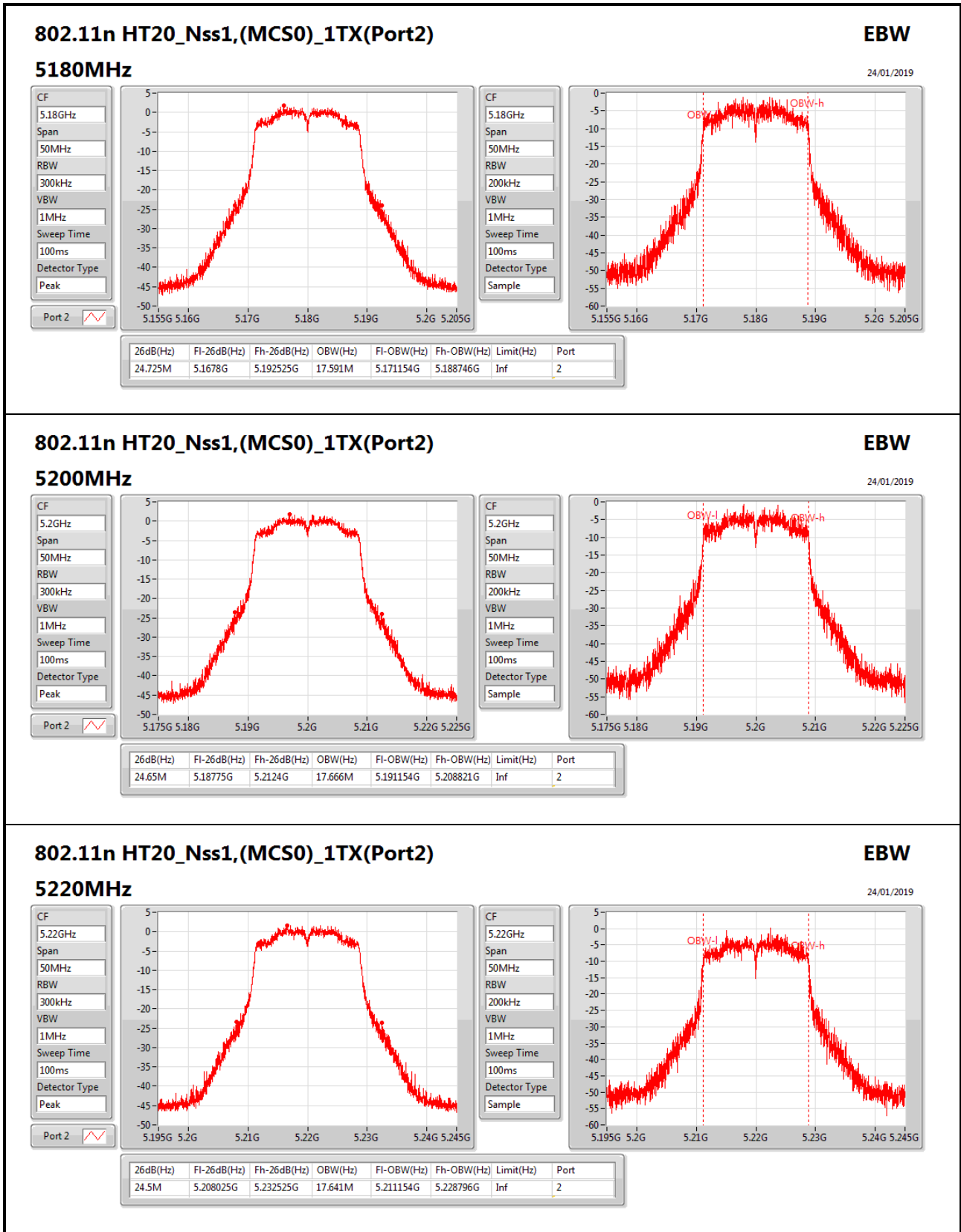


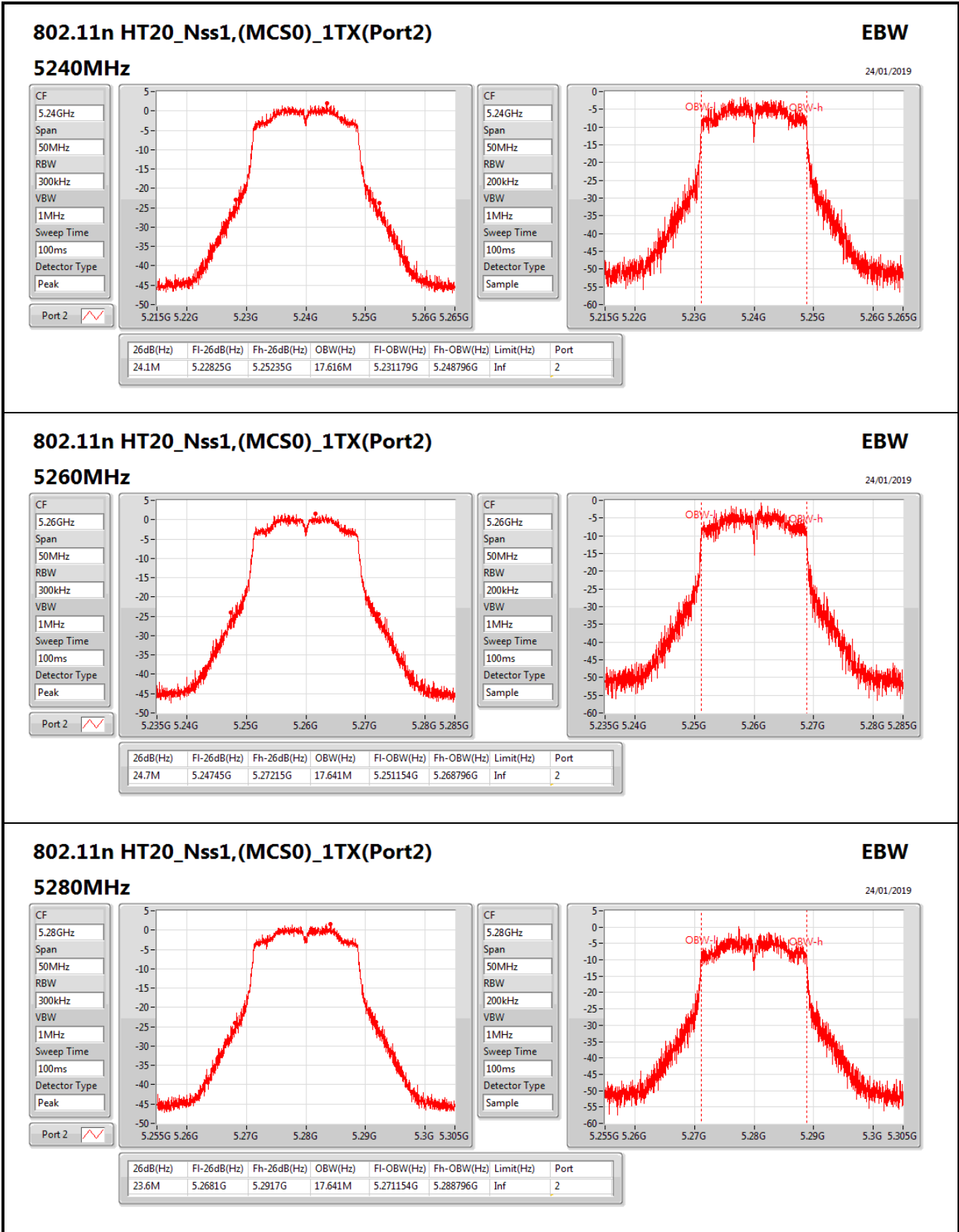


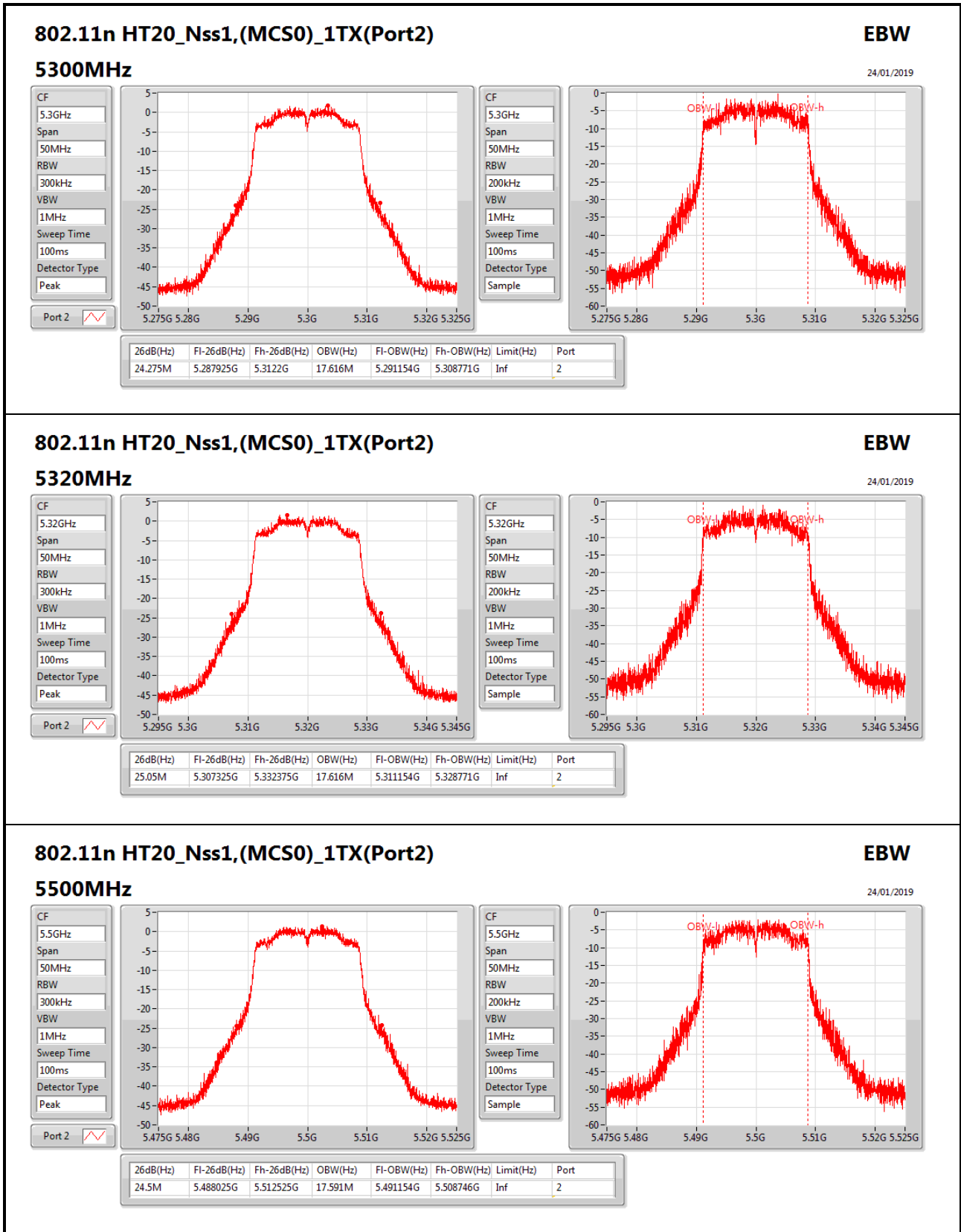


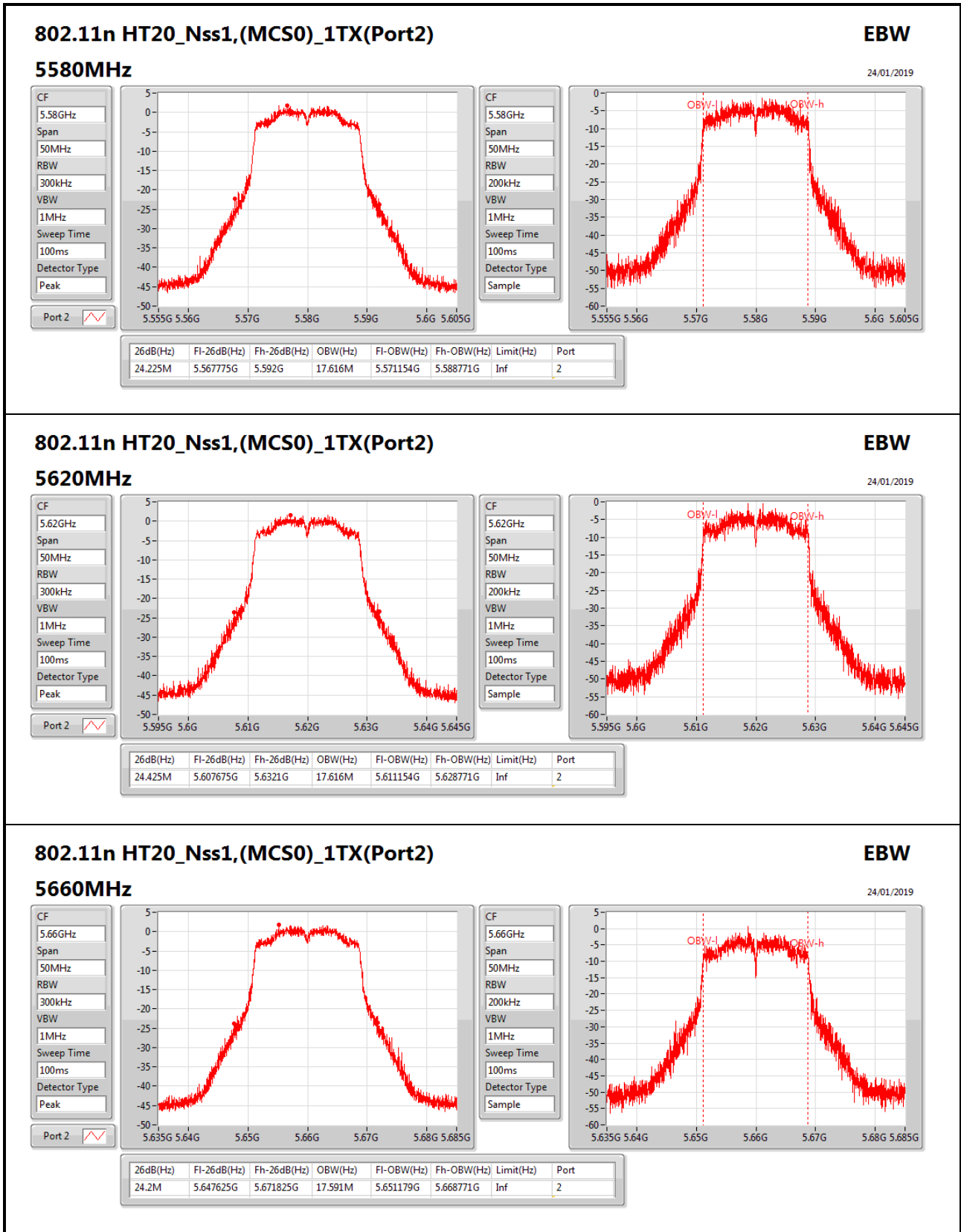


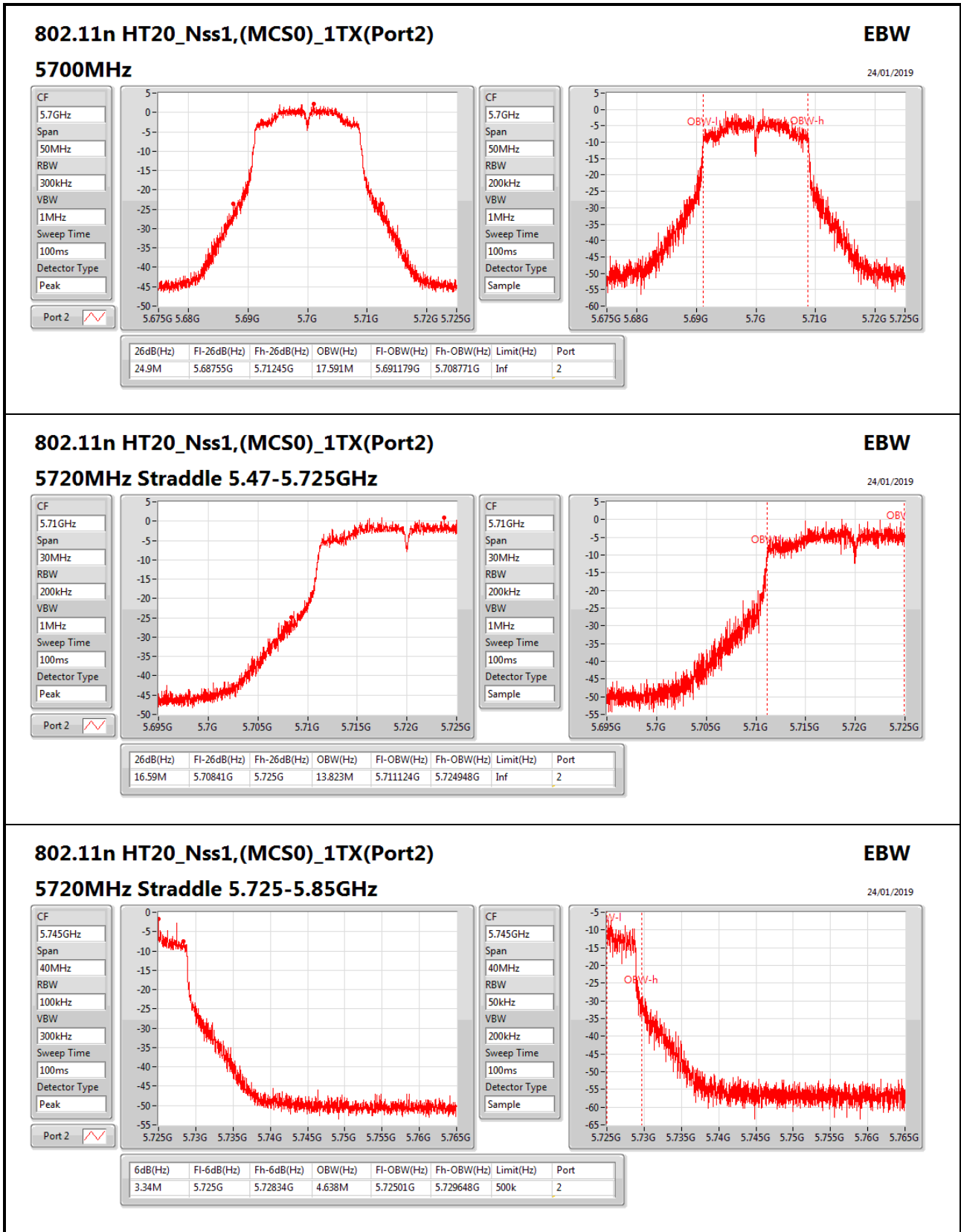


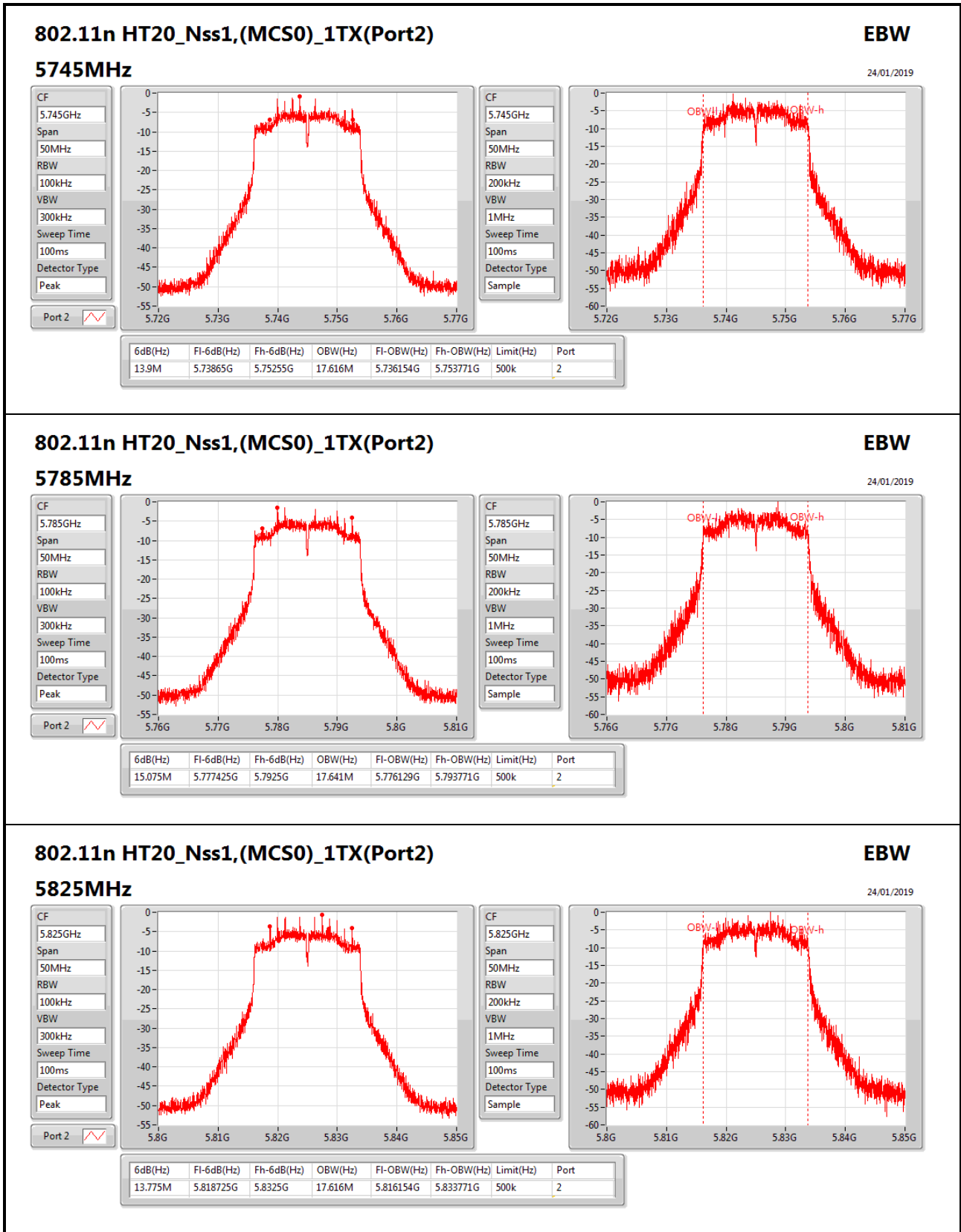


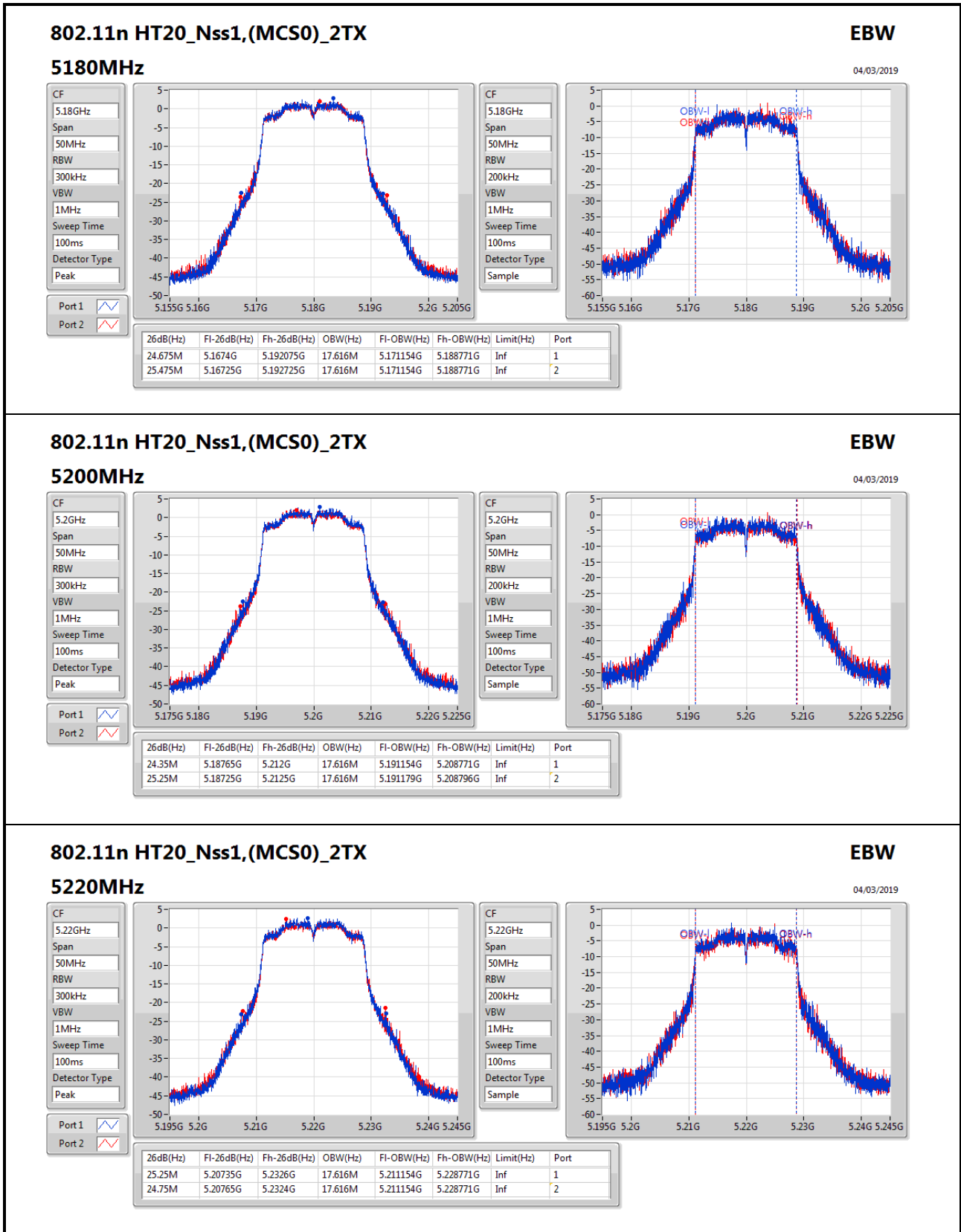


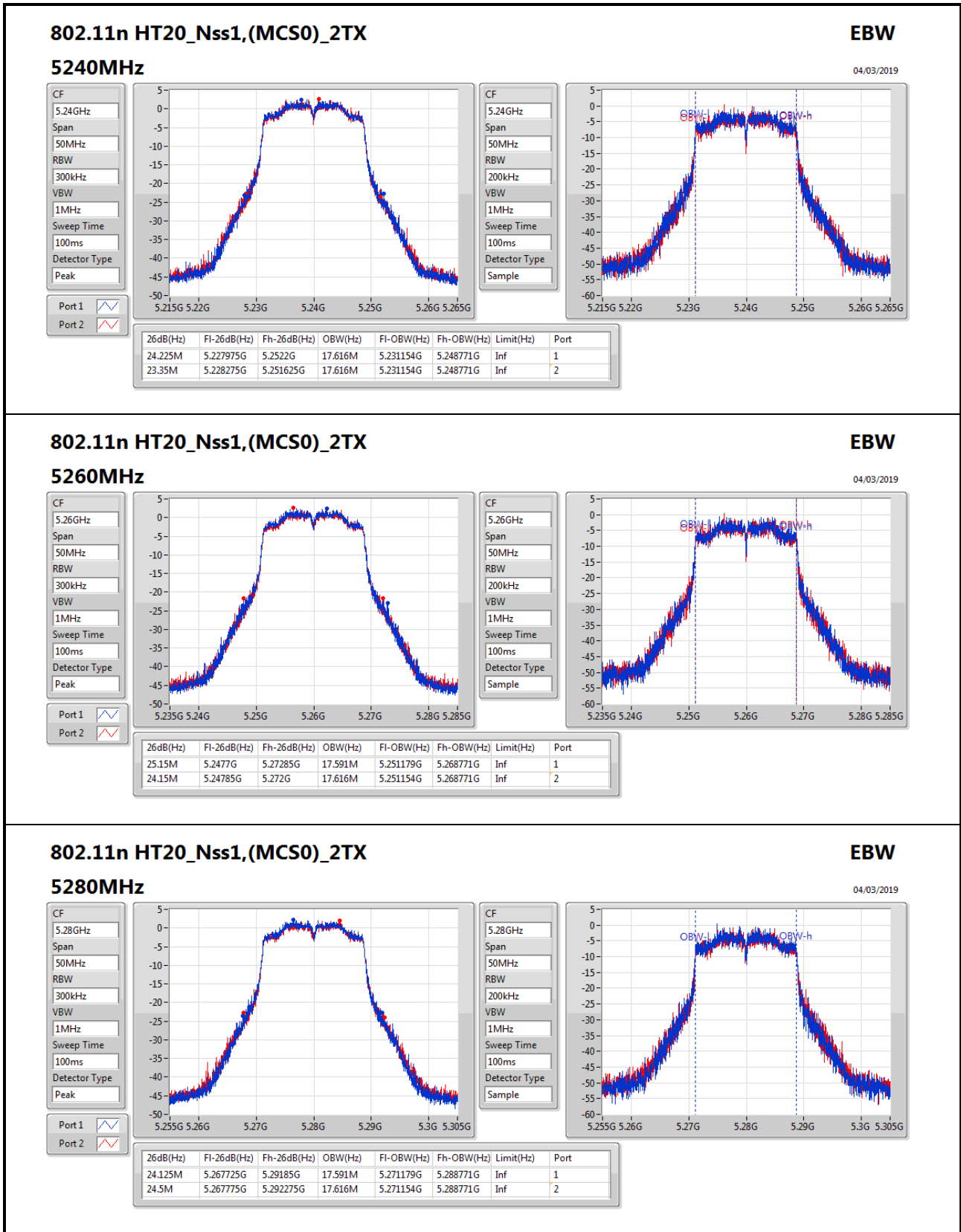




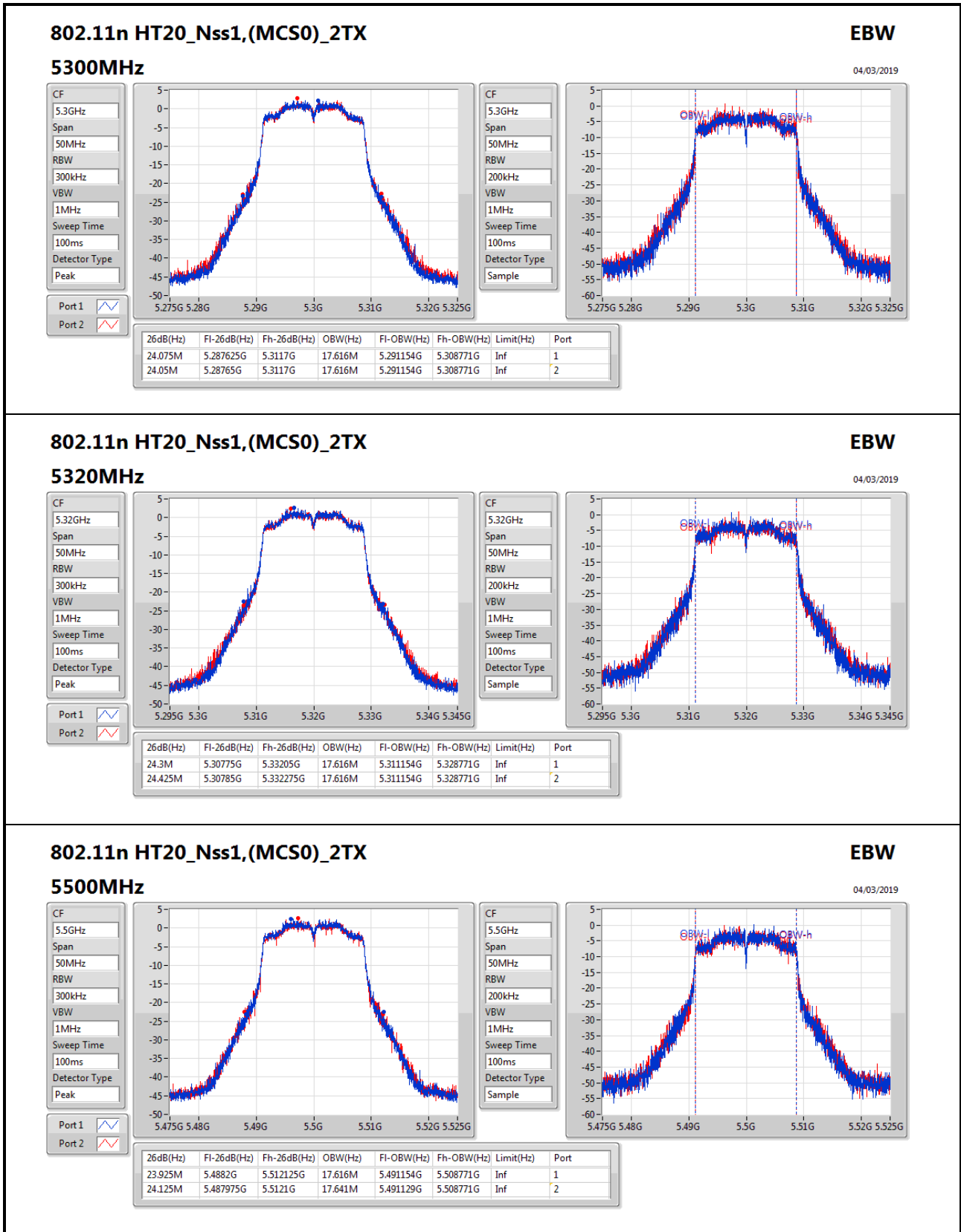












### 802.11n HT20\_Nss1,(MCS0)\_2TX

#### 5500MHz

**EBW**  
04/03/2019

CF: 5.5GHz  
 Span: 50MHz  
 RBW: 300kHz  
 VBW: 1MHz  
 Sweep Time: 100ms  
 Detector Type: Peak

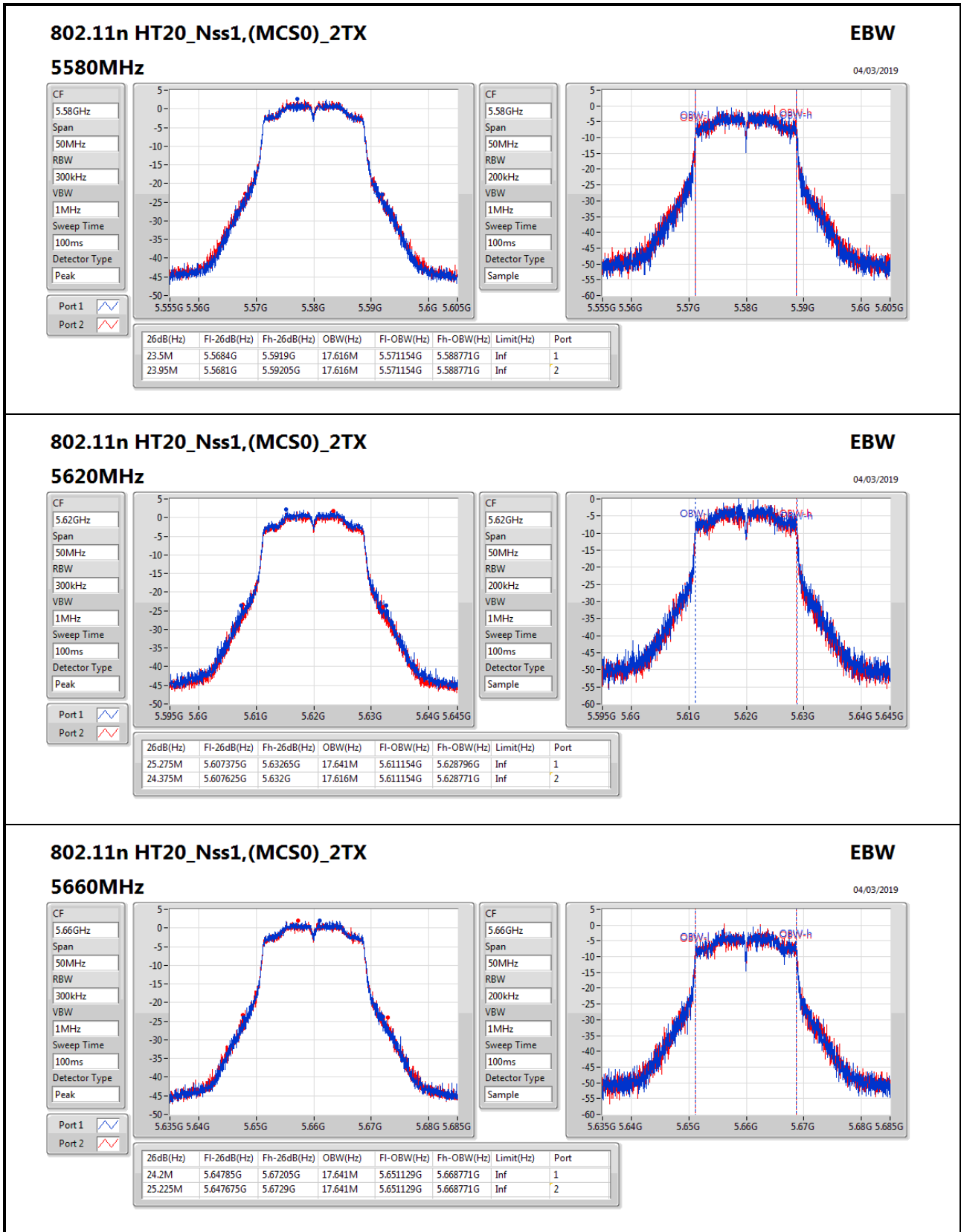
Port 1:

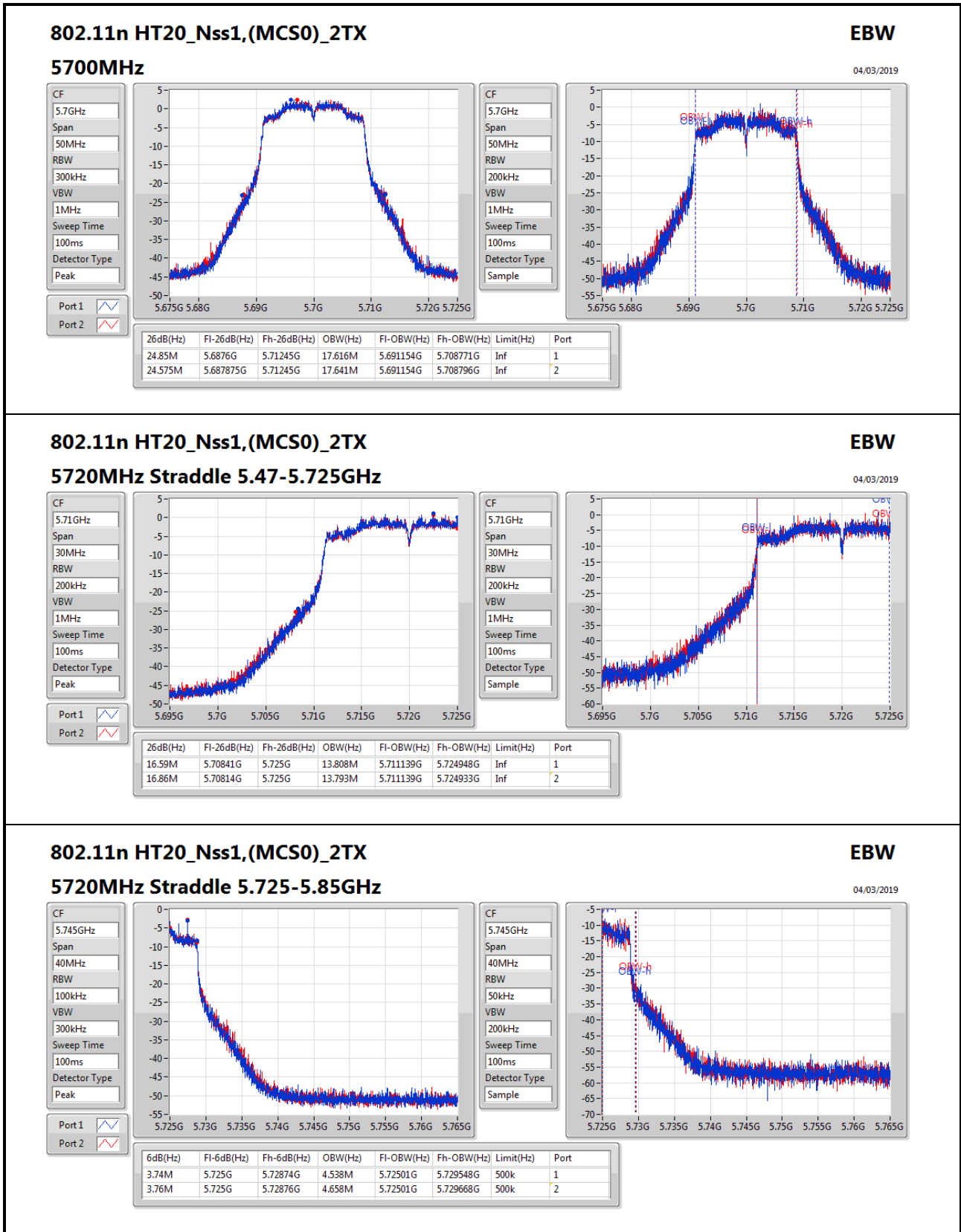
Port 2:

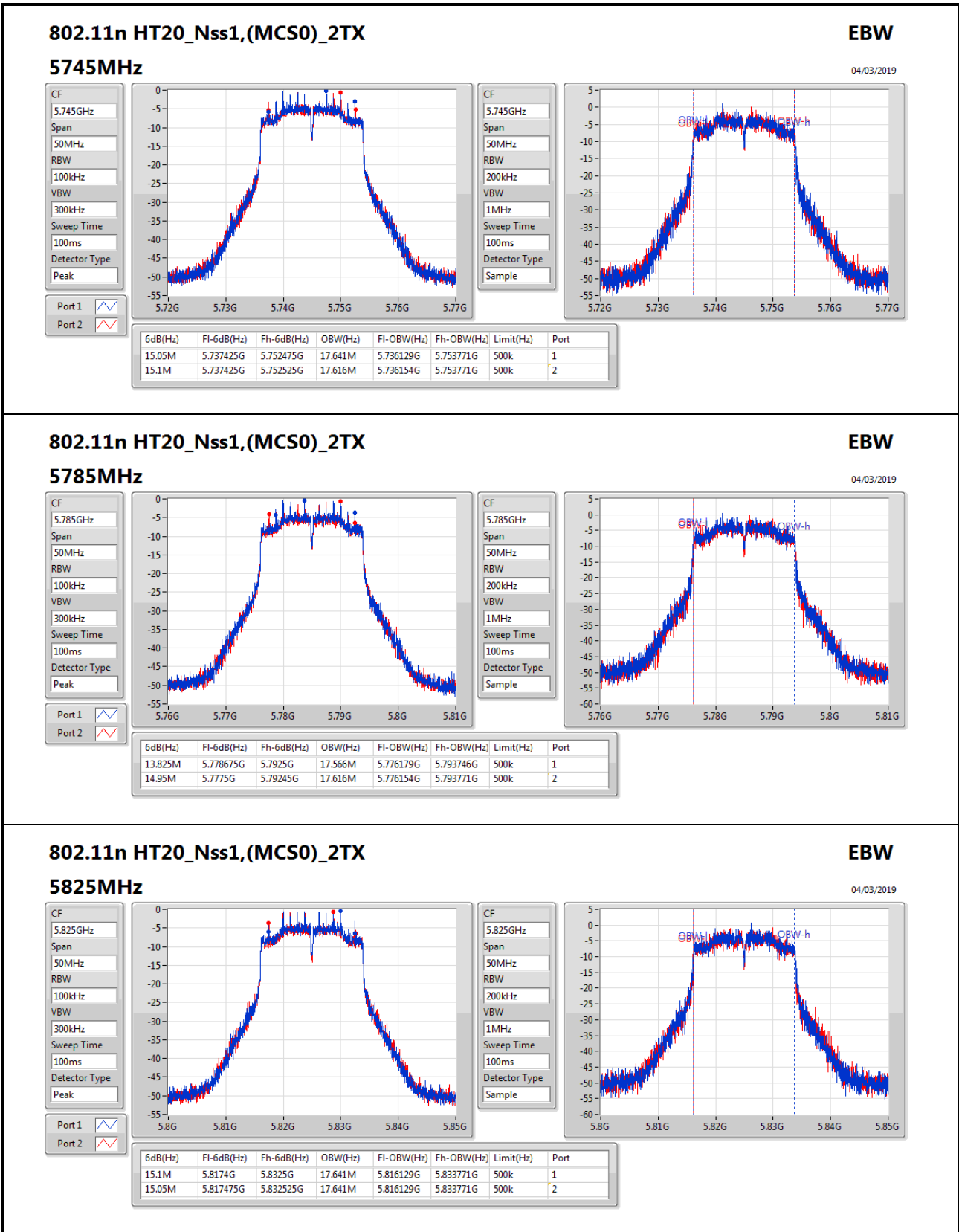
CF: 5.5GHz  
 Span: 50MHz  
 RBW: 200kHz  
 VBW: 1MHz  
 Sweep Time: 100ms  
 Detector Type: Sample

Port 1:

Port 2:







### 802.11n HT20\_Nss1,(MCS0)\_2TX

#### 5825MHz

EBW

04/03/2019

CF: 5.825GHz

Span: 50MHz

RBW: 100kHz

VBW: 300kHz

Sweep Time: 100ms

Detector Type: Peak

Port 1:

Port 2:

CF: 5.825GHz

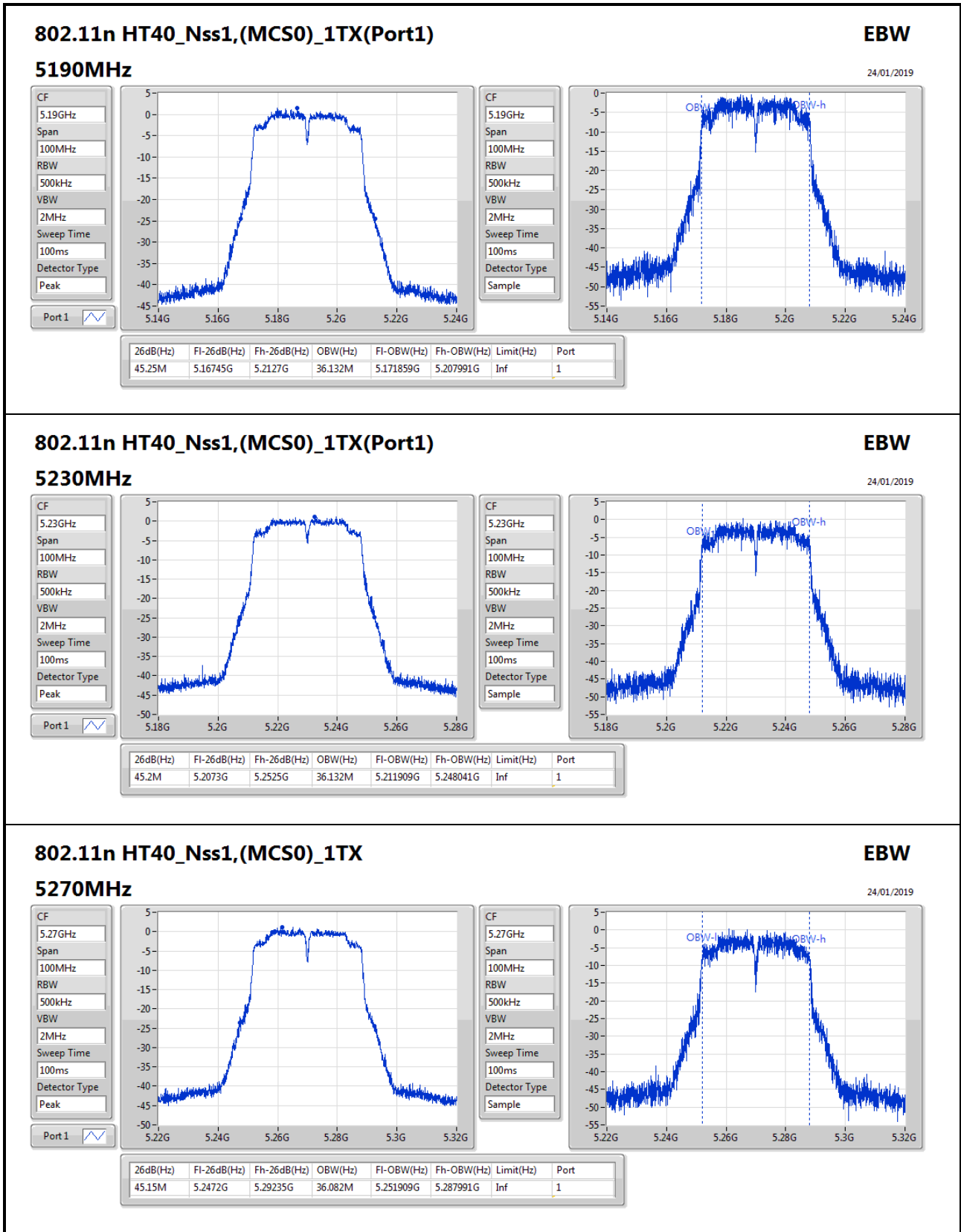
Span: 50MHz

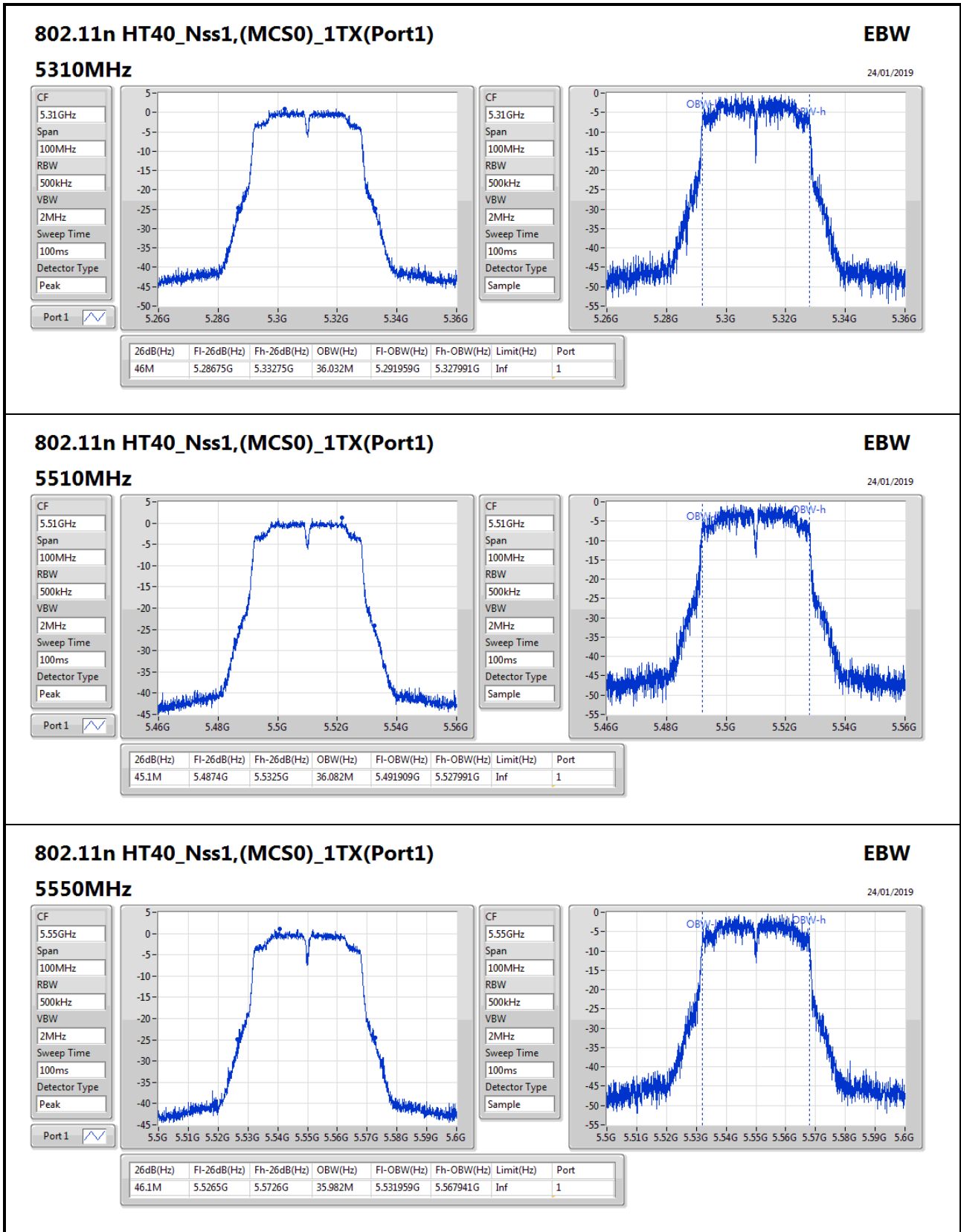
RBW: 200kHz

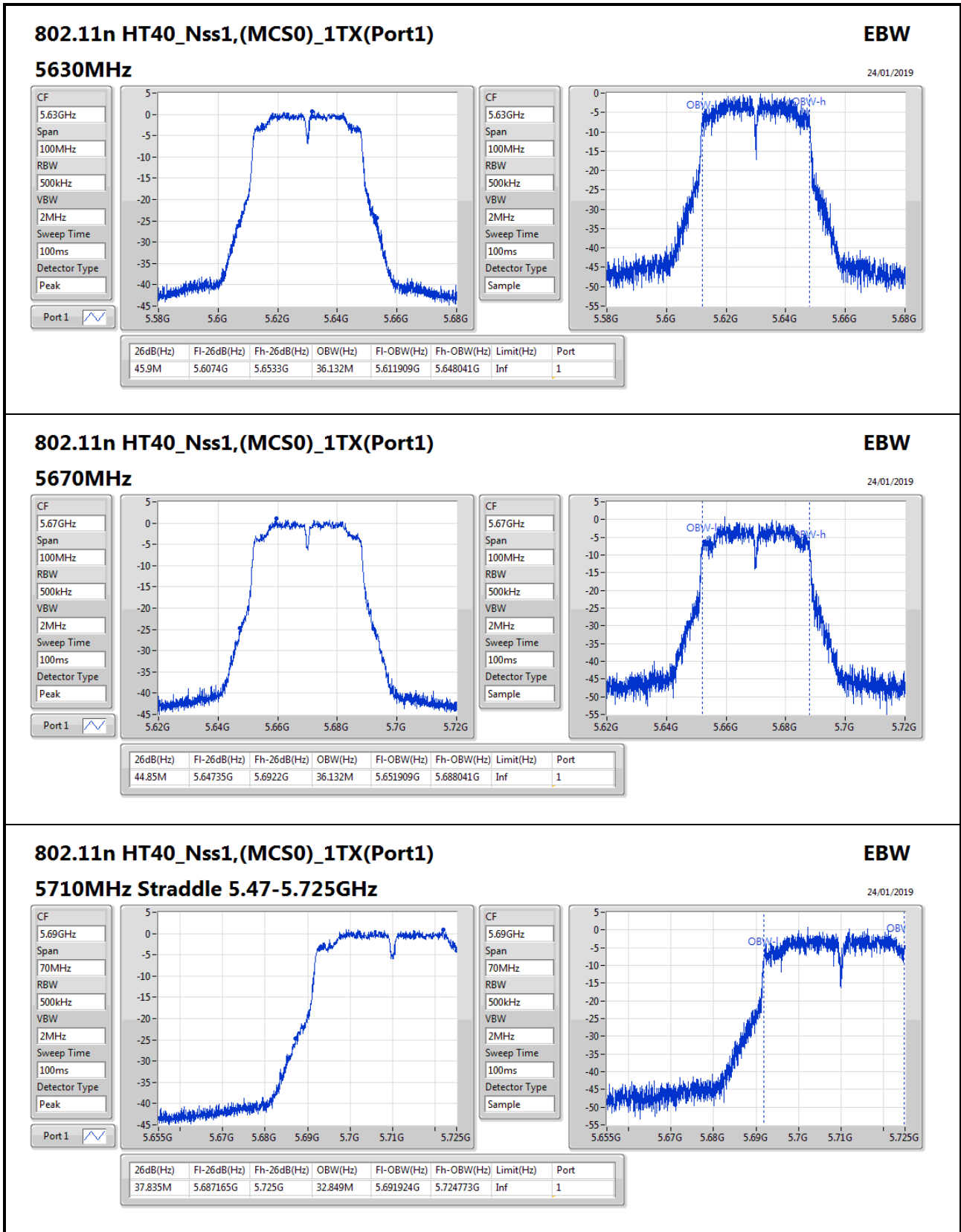
VBW: 1MHz

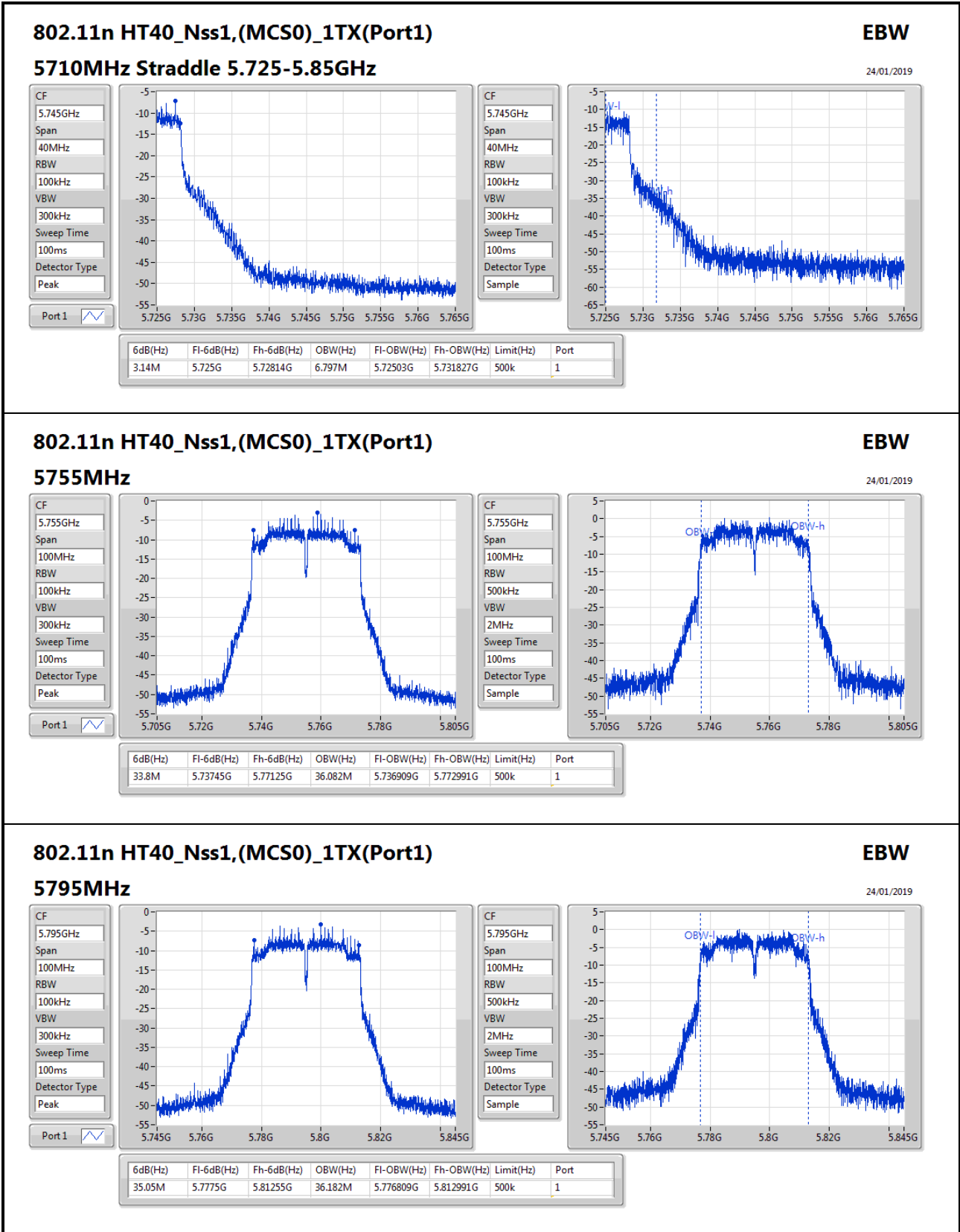
Sweep Time: 100ms

Detector Type: Sample

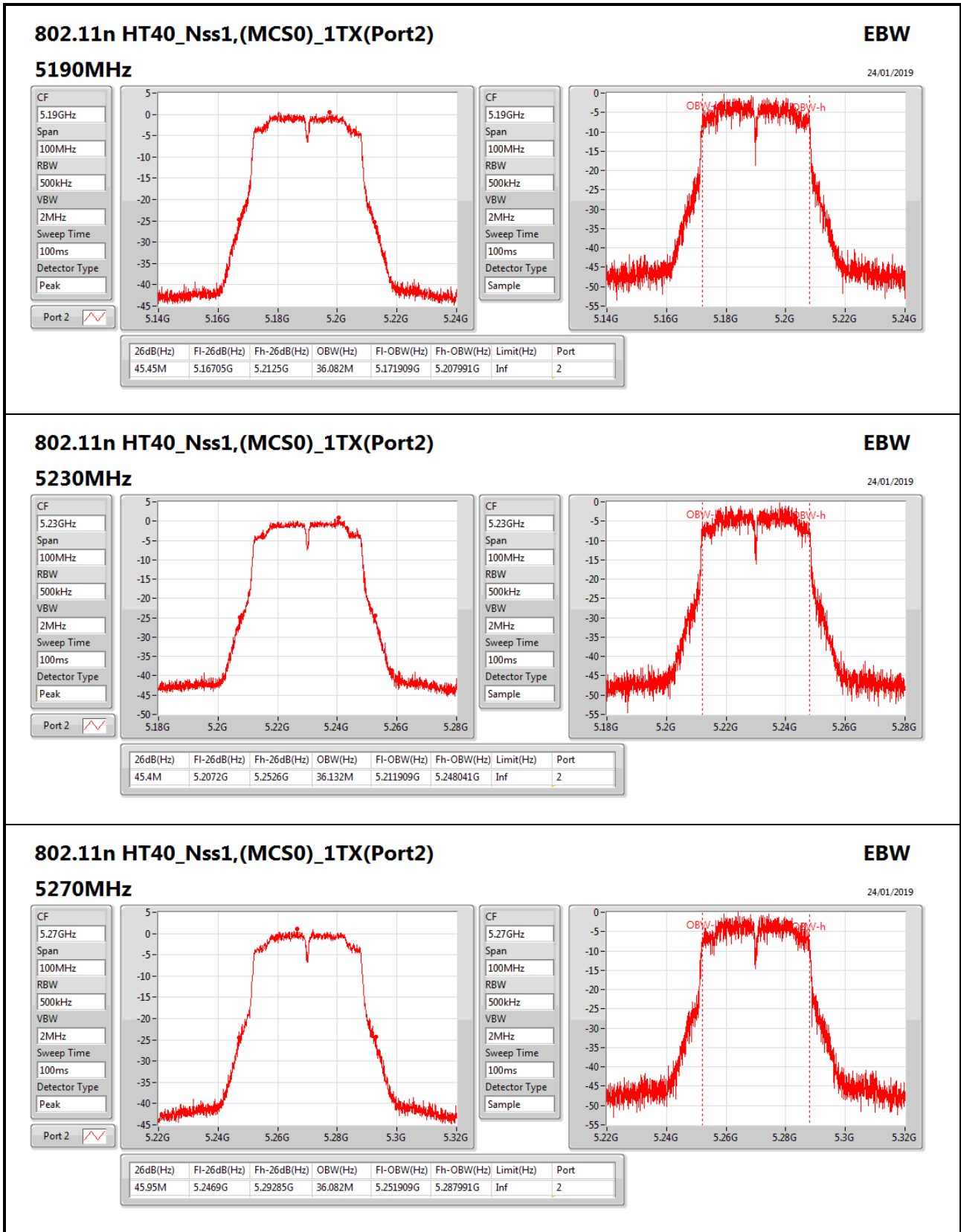


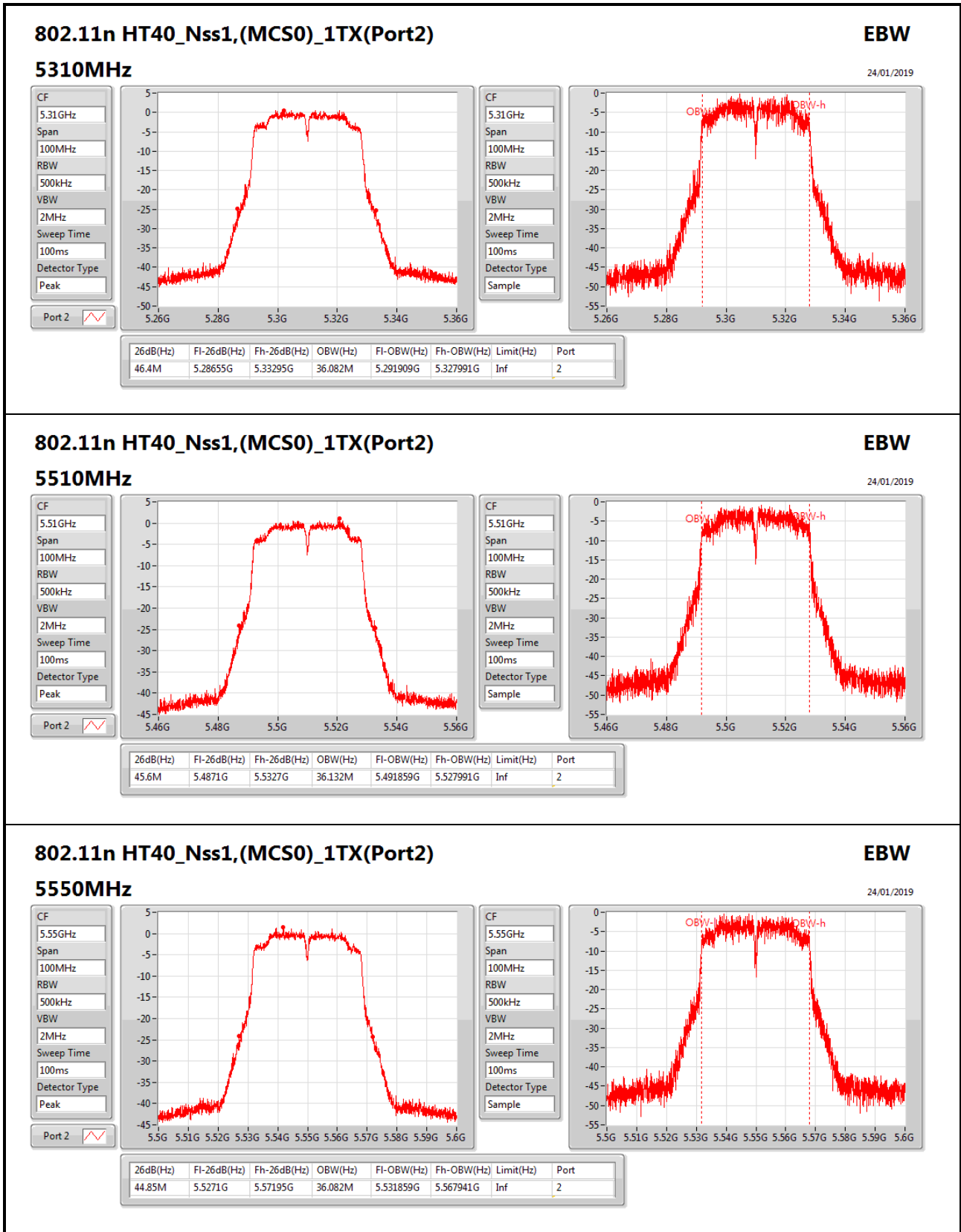












### 802.11n HT40\_Nss1,(MCS0)\_1TX(Port2)

#### 5550MHz

EBW

24/01/2019

CF: 5.55GHz

Span: 100MHz

RBW: 500kHz

VBW: 2MHz

Sweep Time: 100ms

Detector Type: Peak

Port 2

CF: 5.55GHz

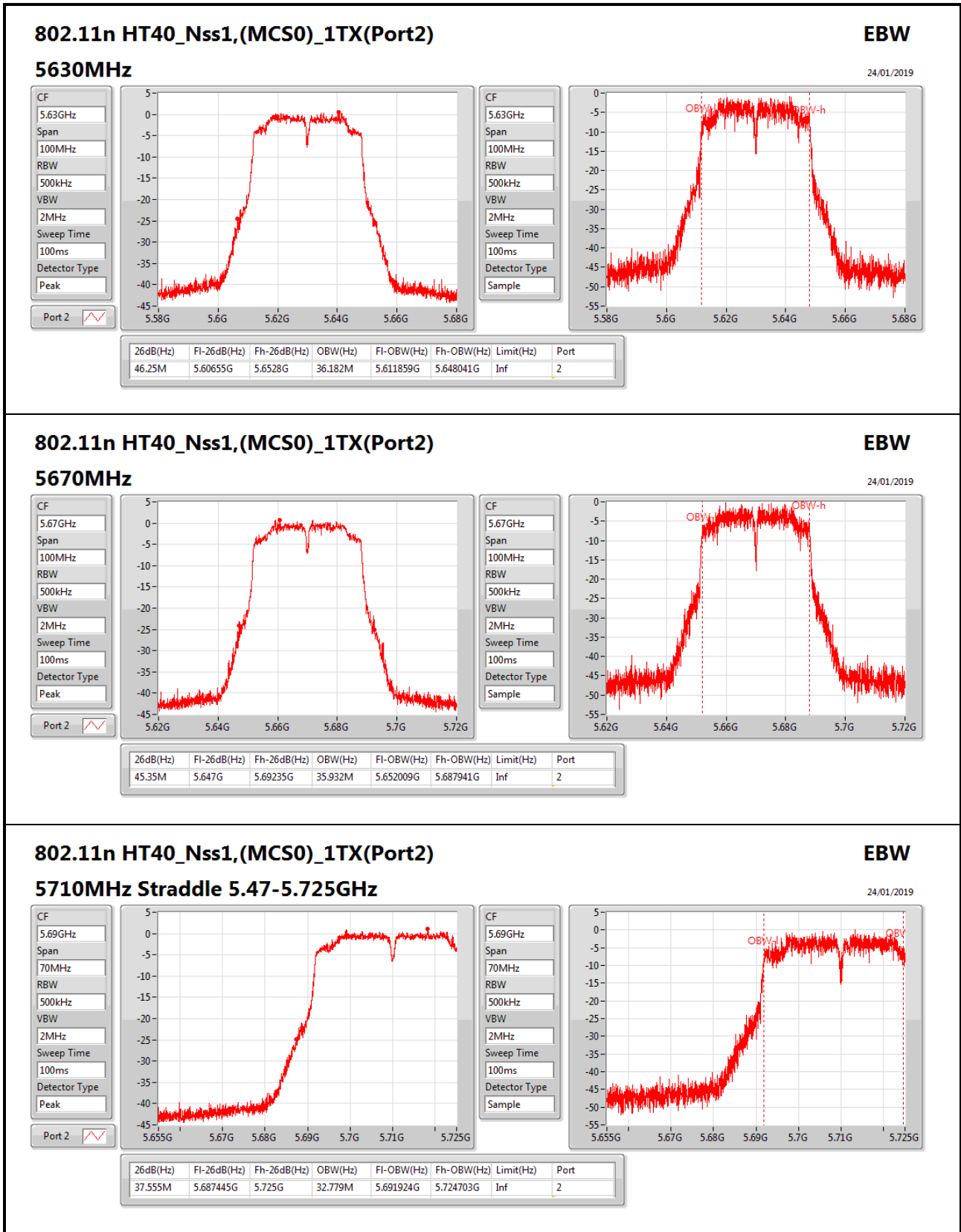
Span: 100MHz

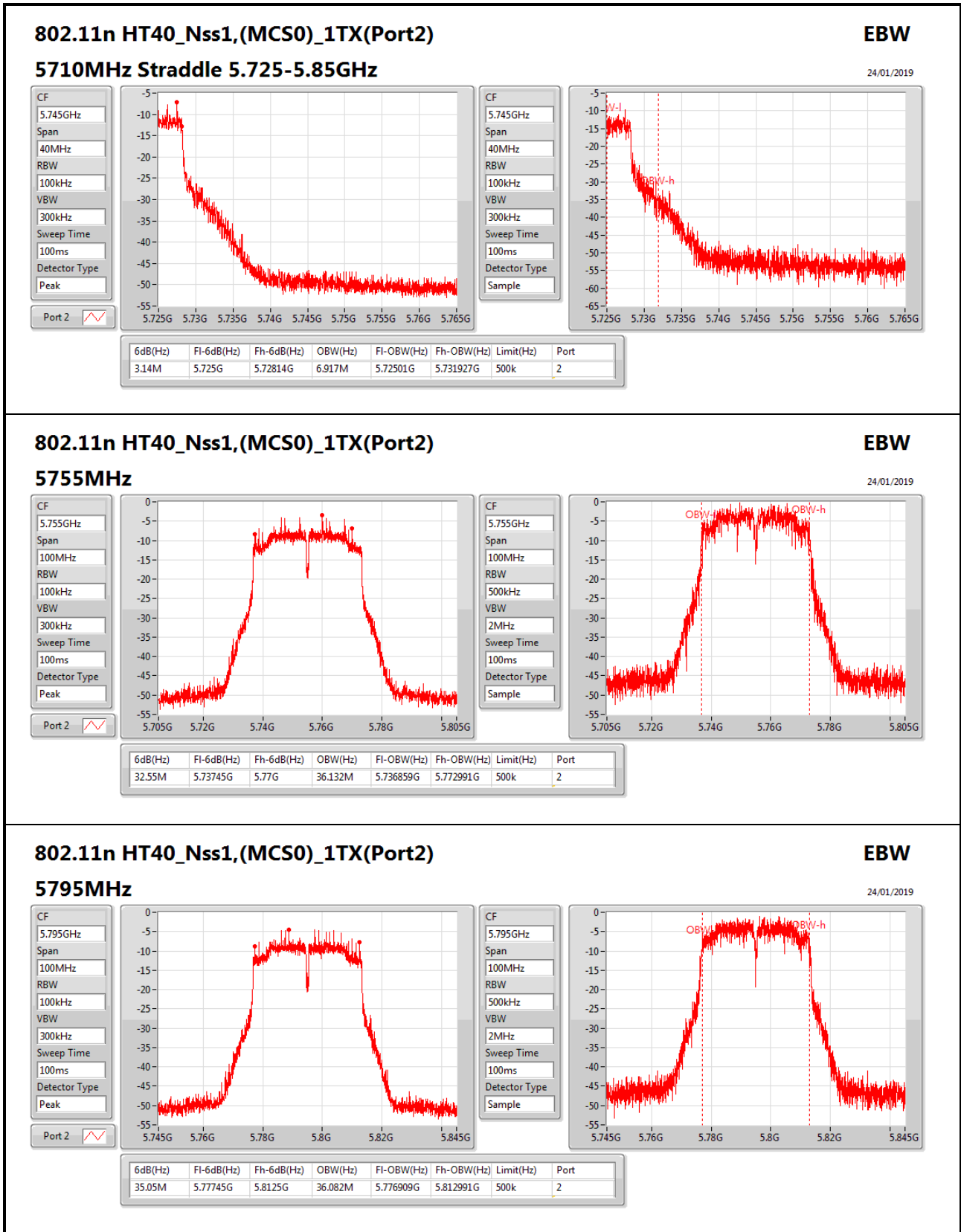
RBW: 500kHz

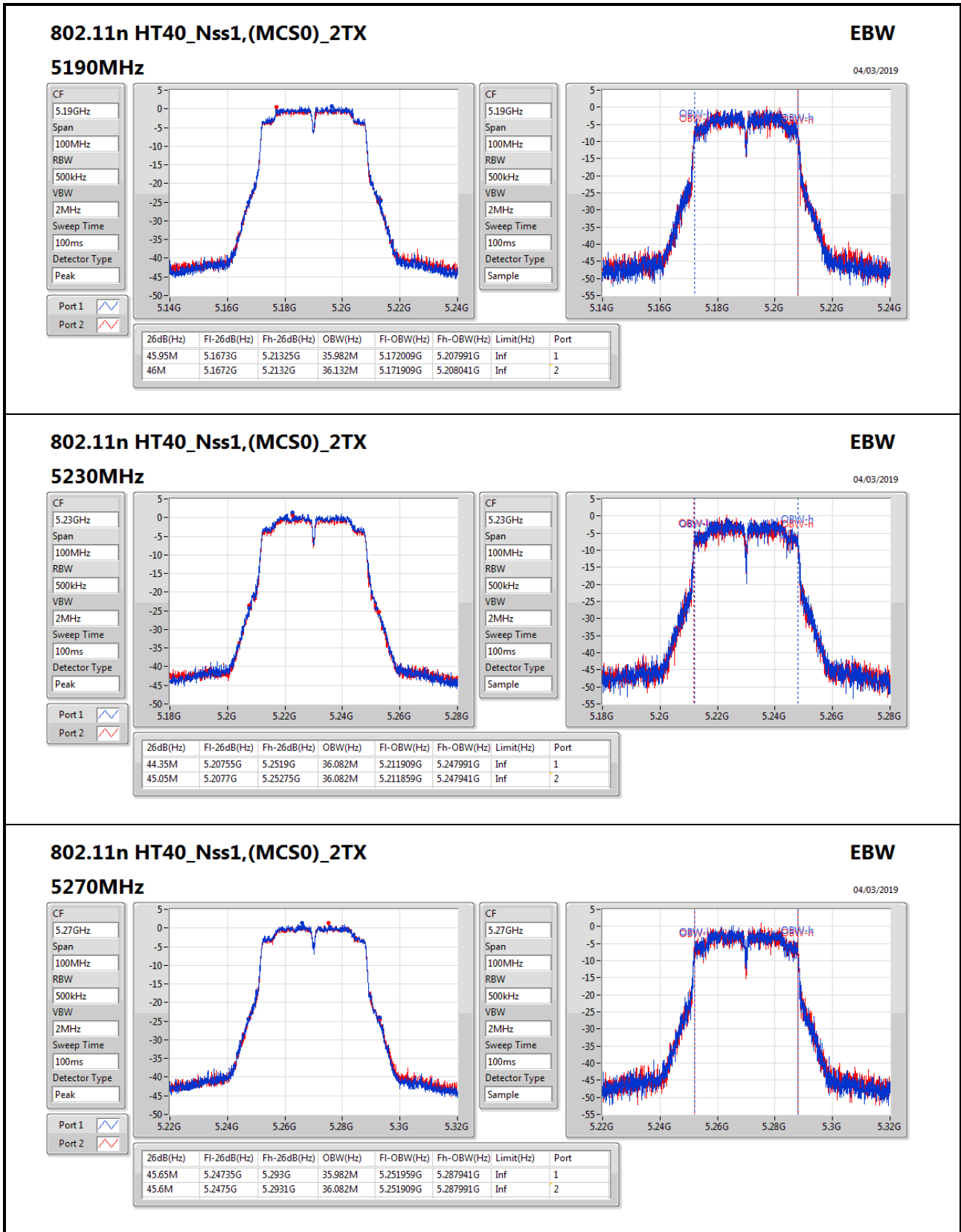
VBW: 2MHz

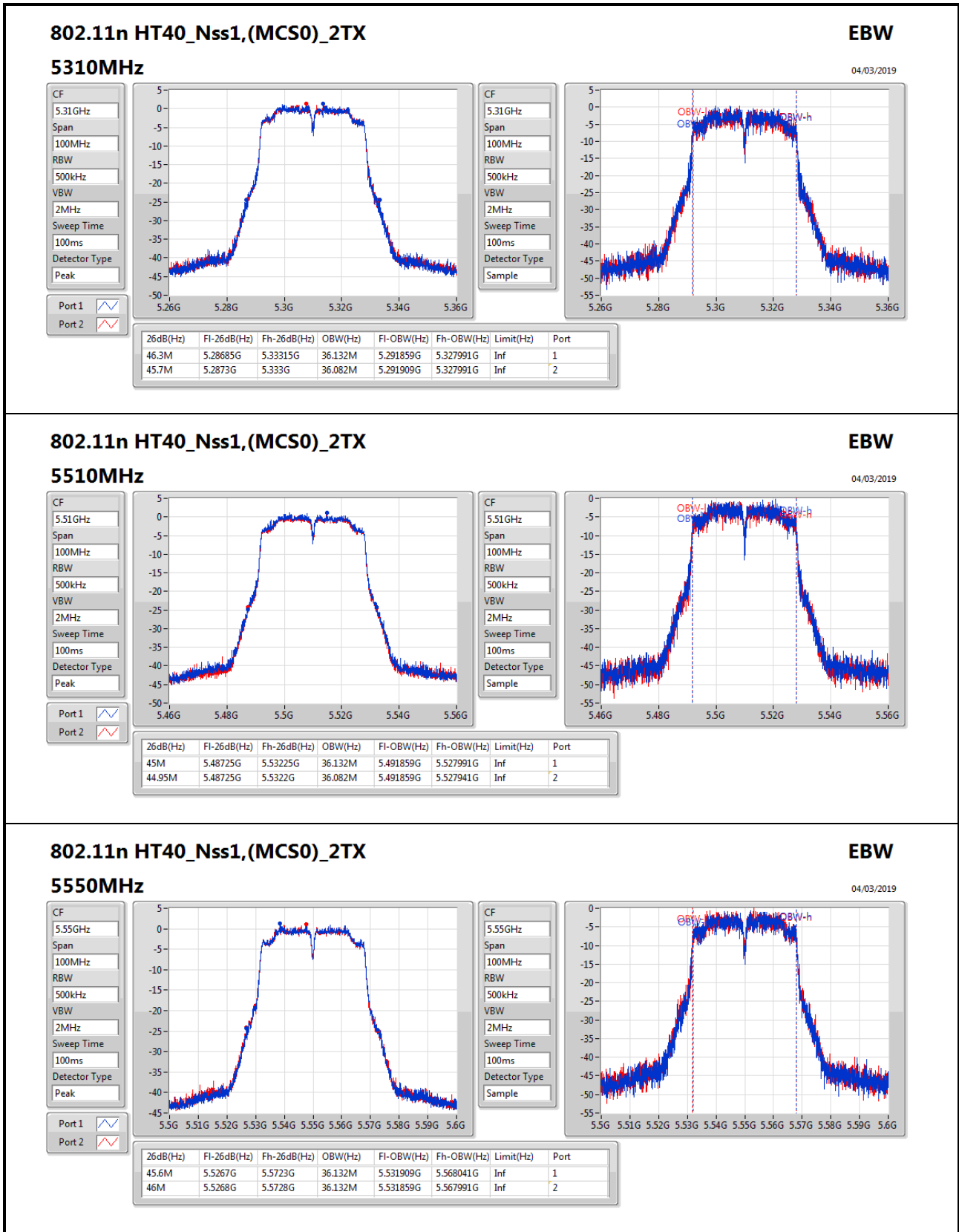
Sweep Time: 100ms

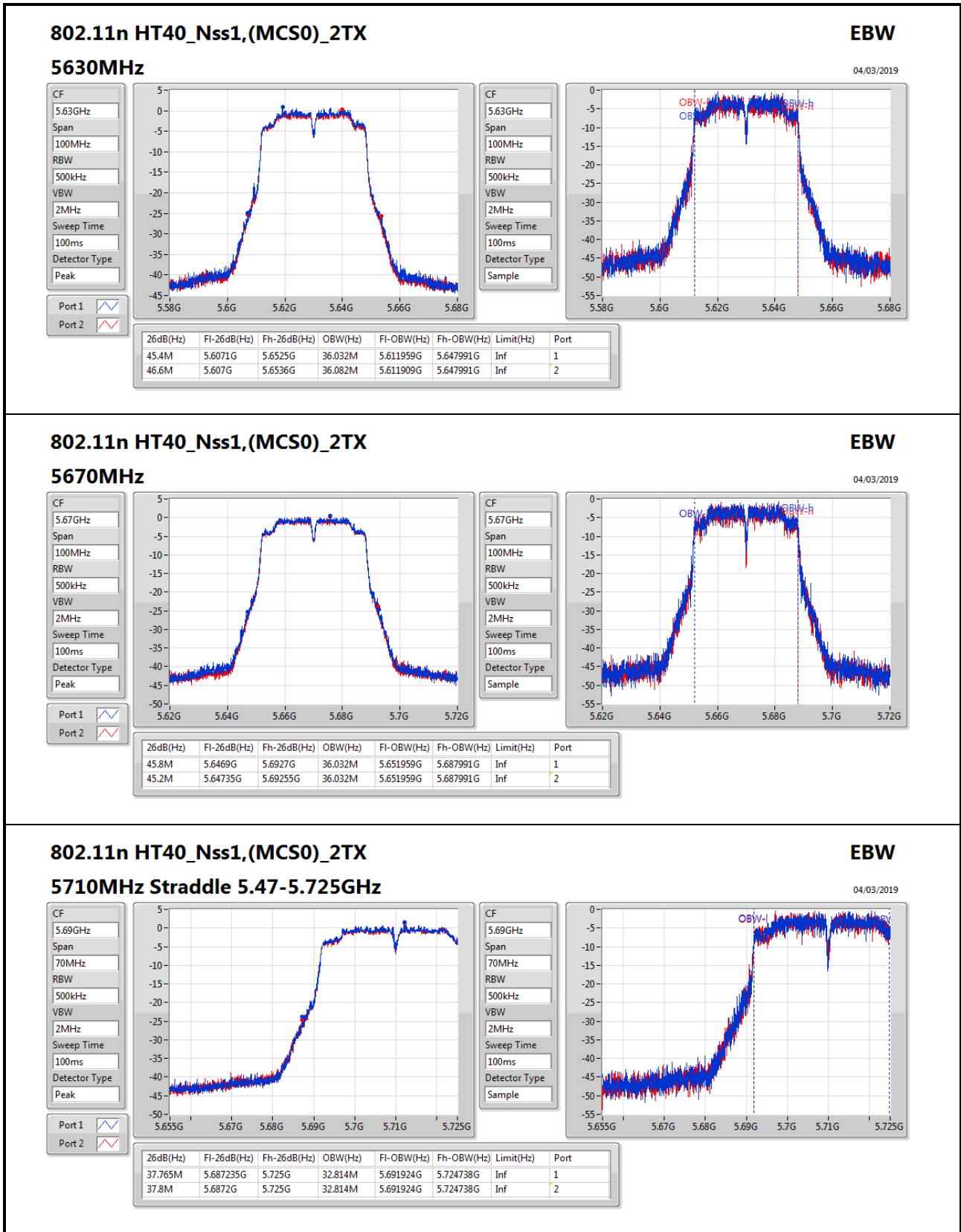
Detector Type: Sample

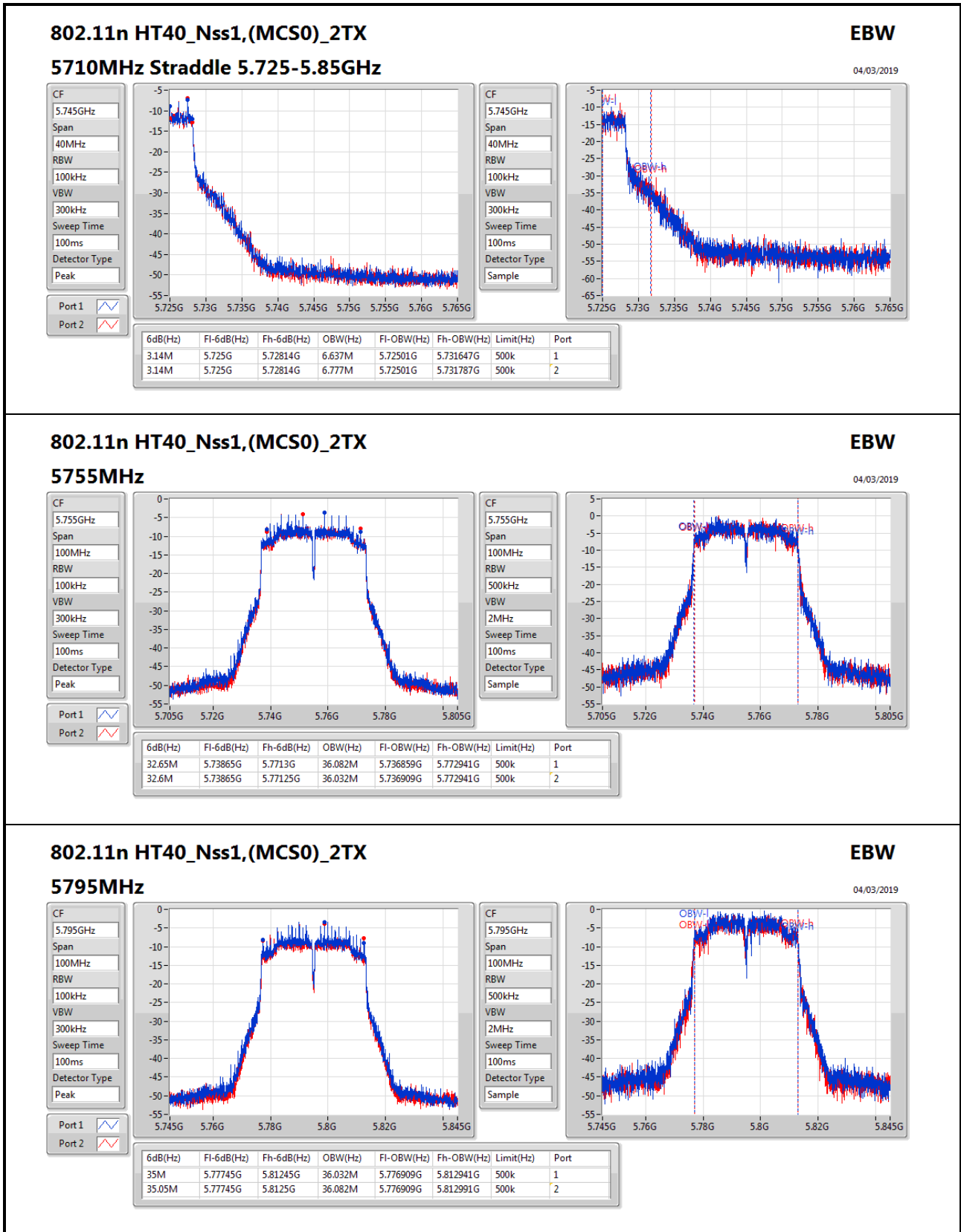




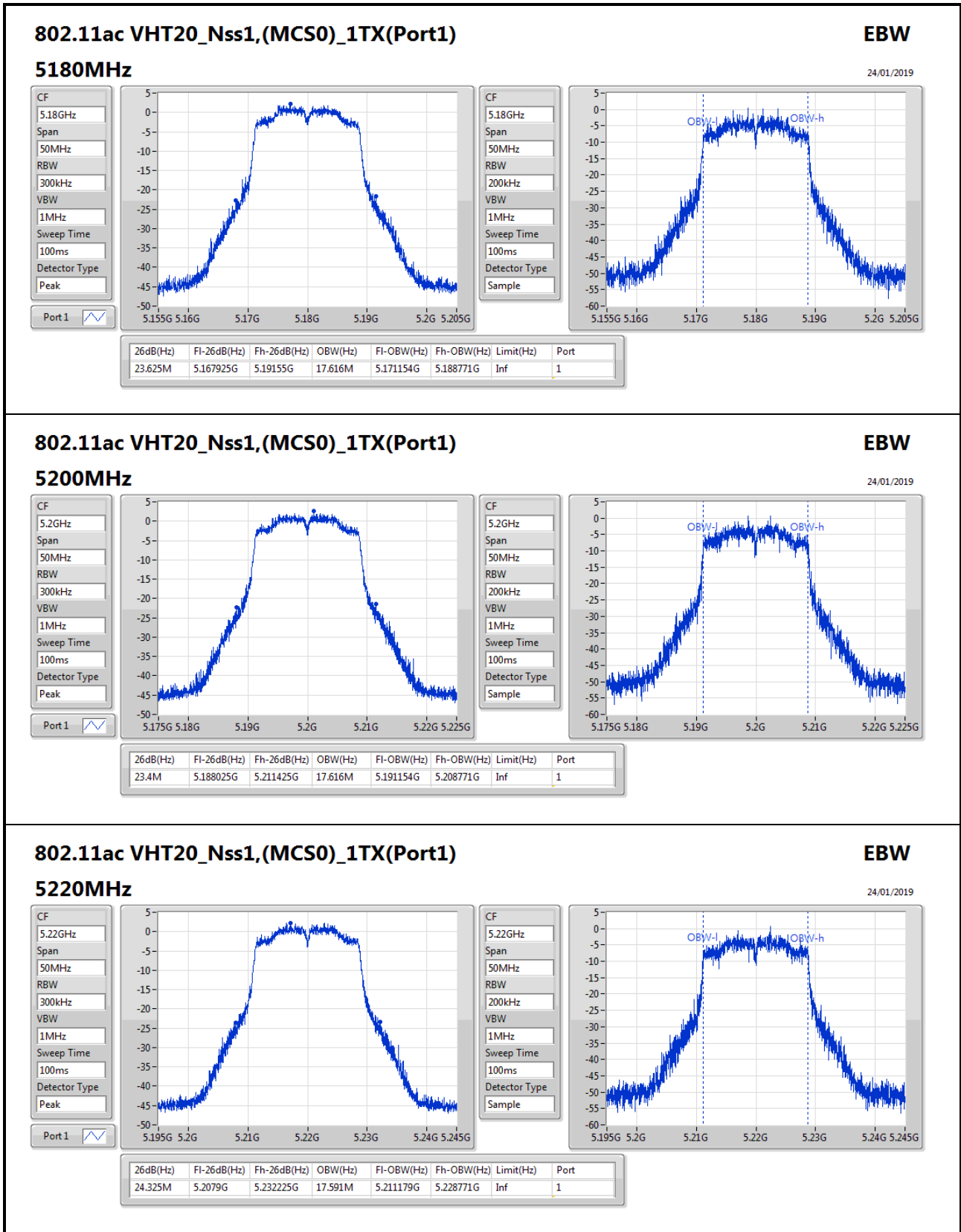


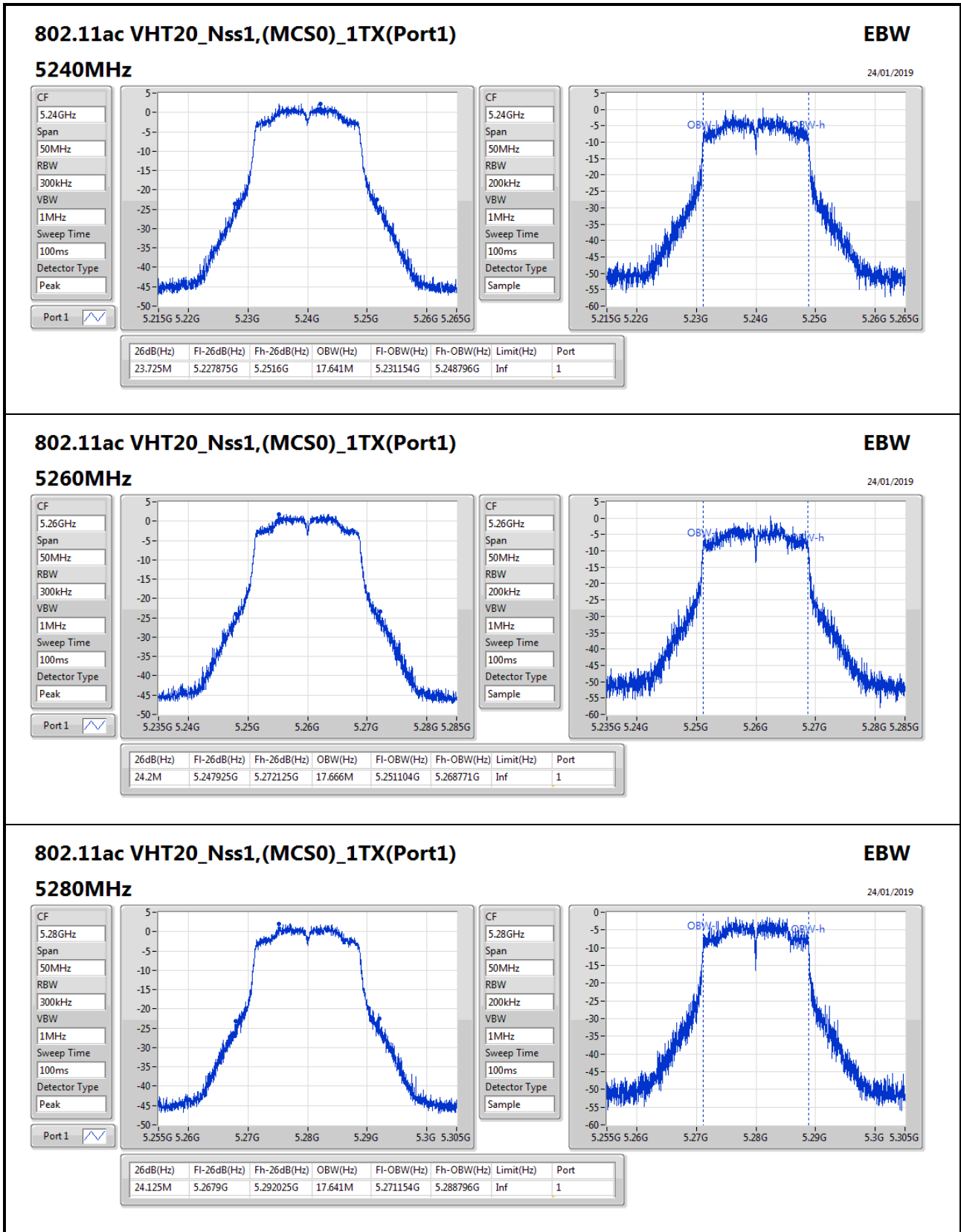


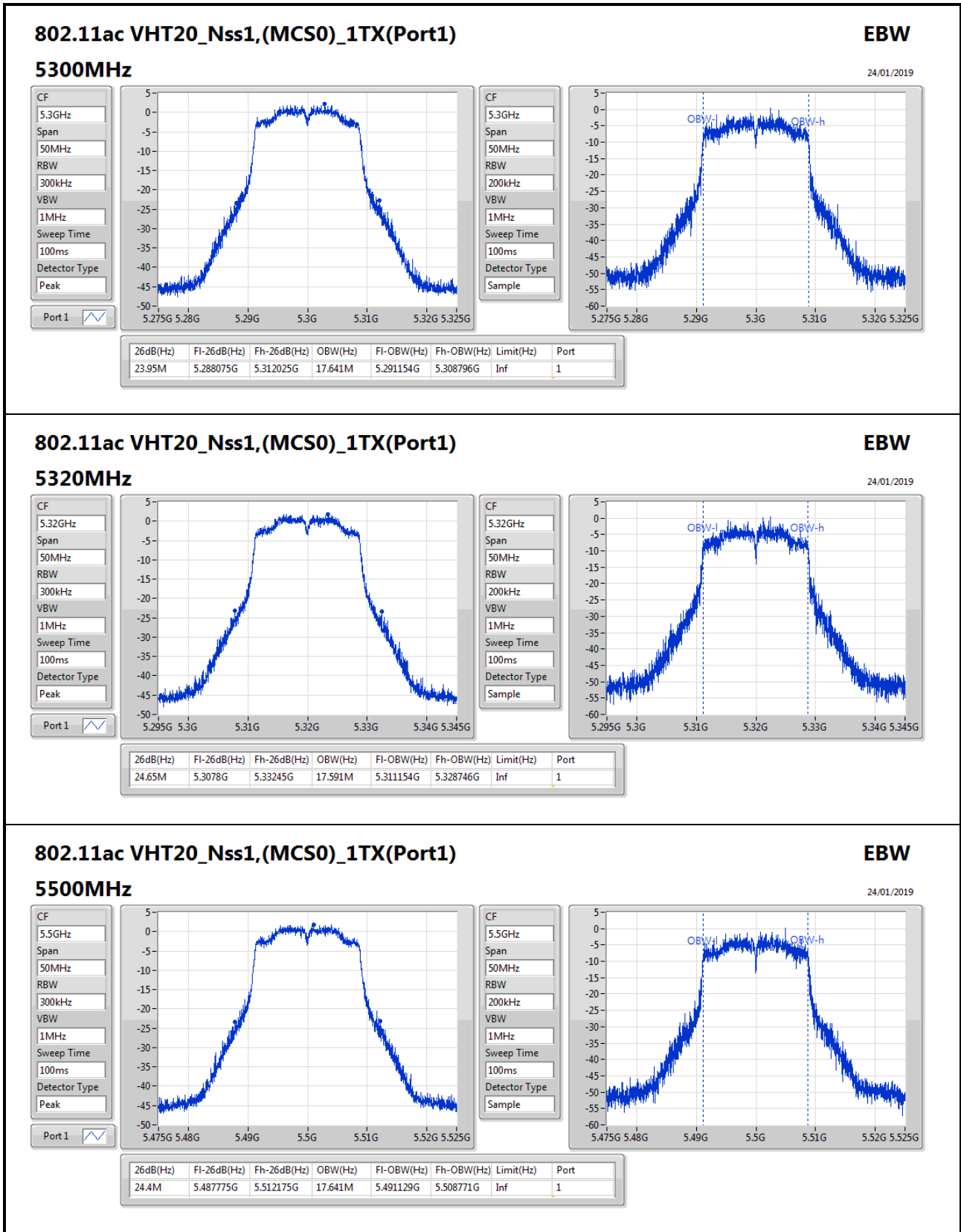


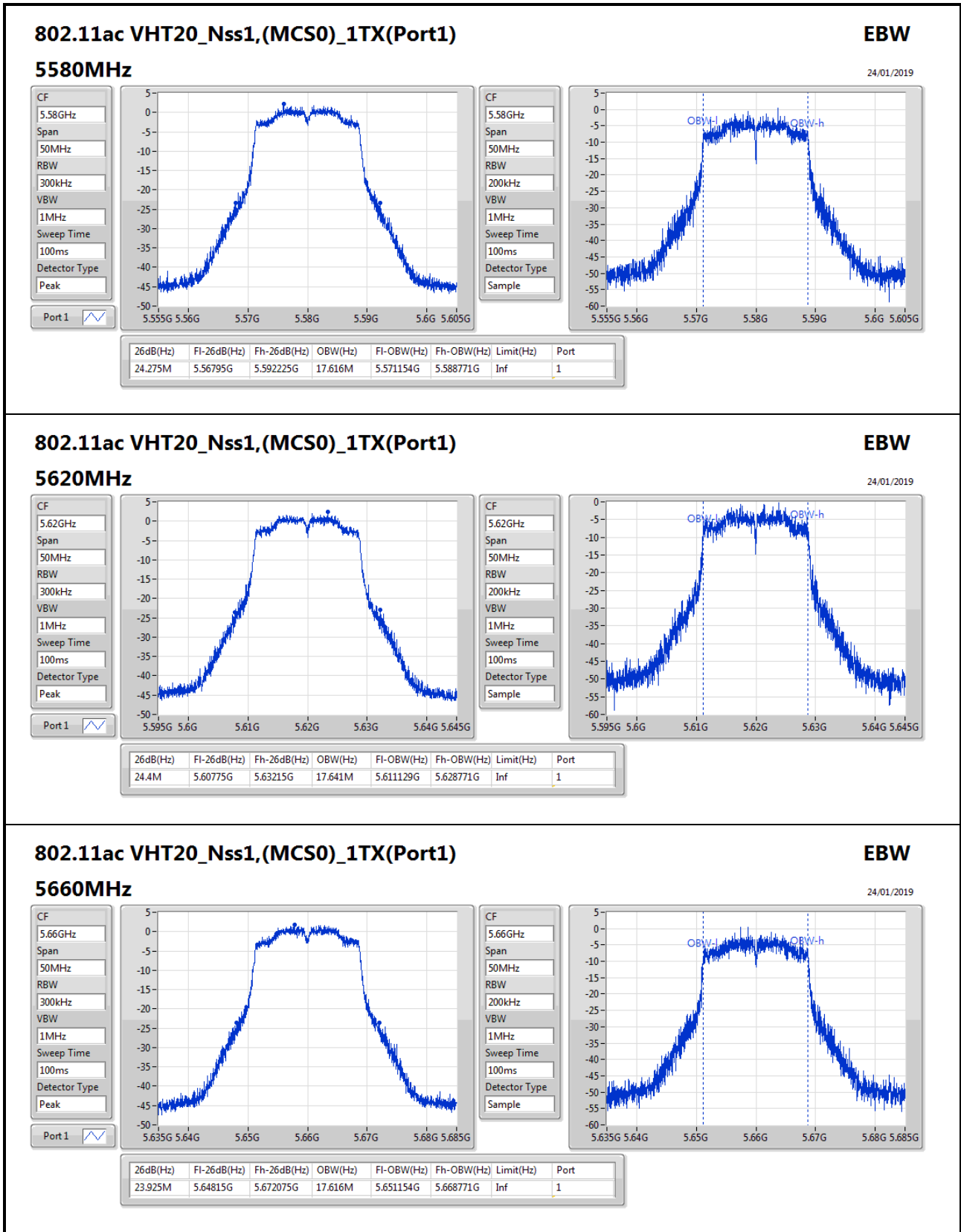


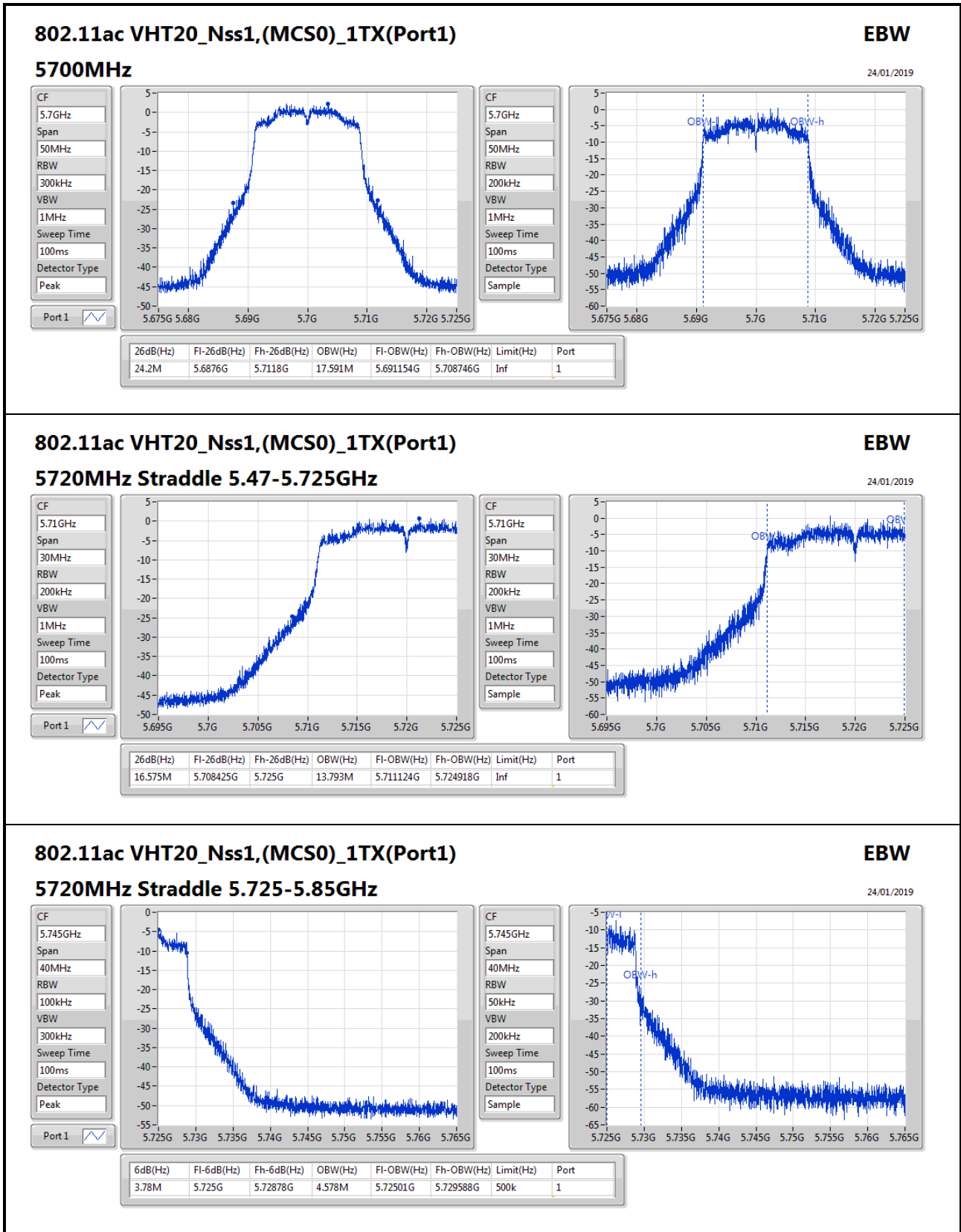












### 802.11ac VHT20\_Nss1,(MCS0)\_1TX(Port1)

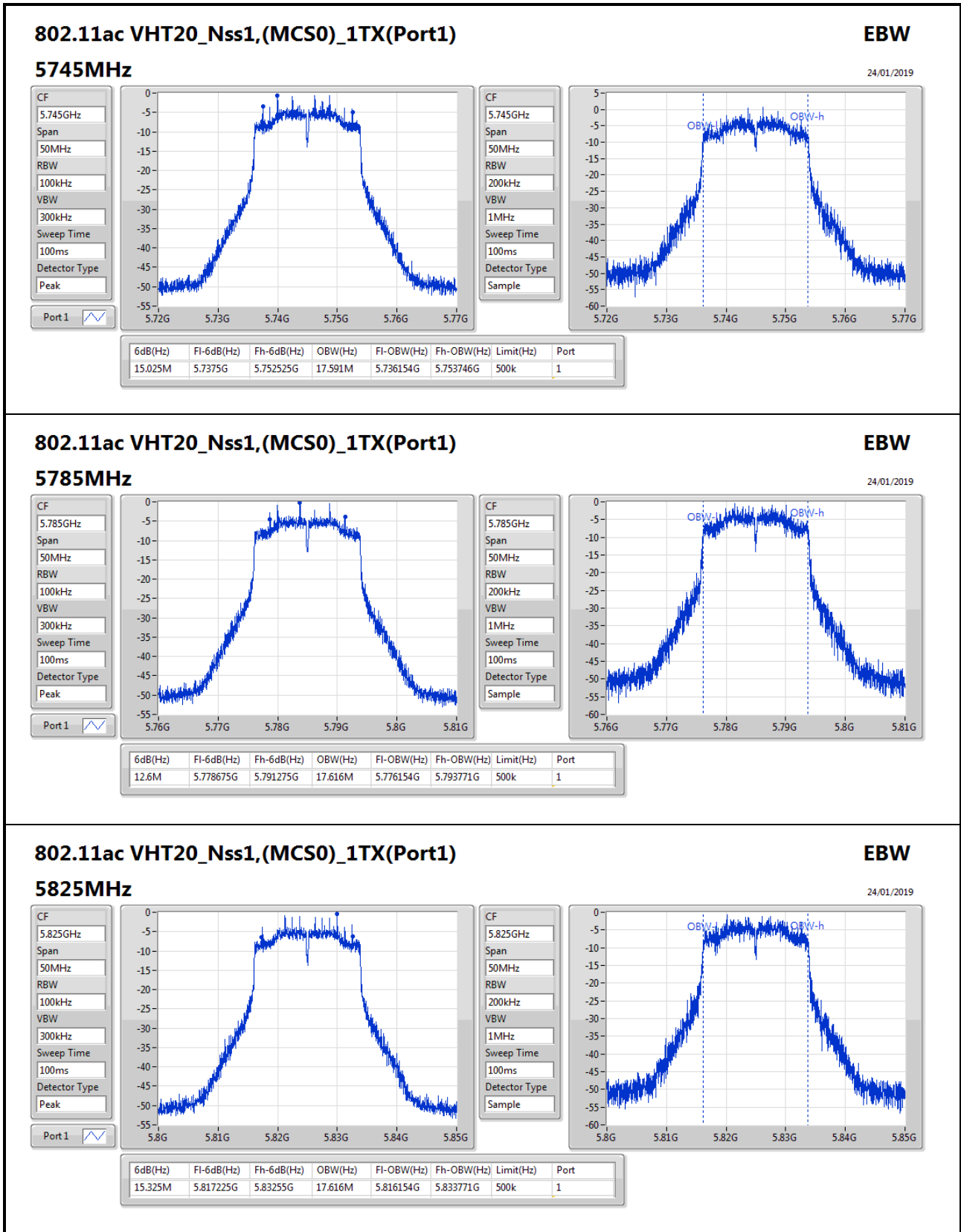
#### 5720MHz Straddle 5.725-5.85GHz

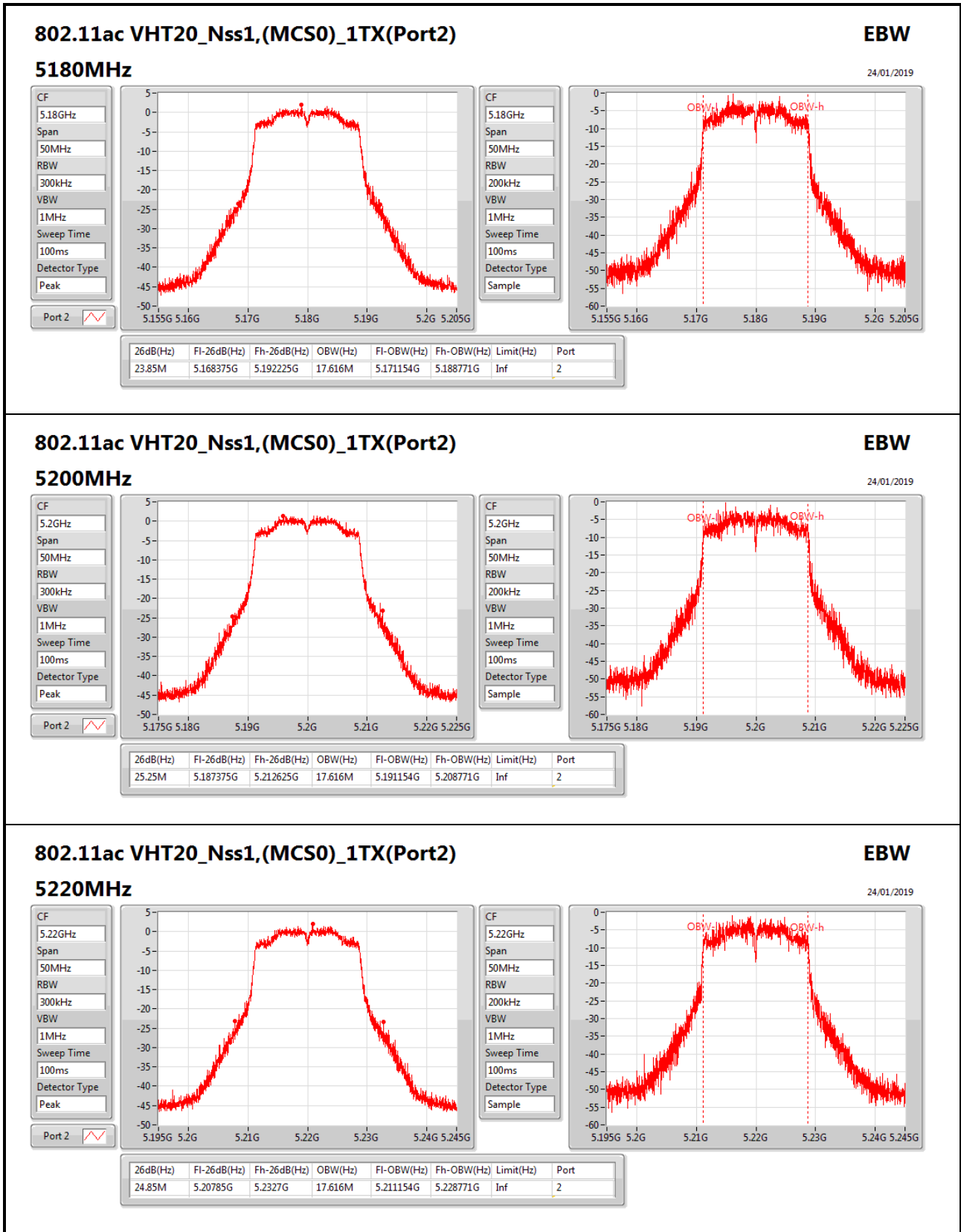
EBW

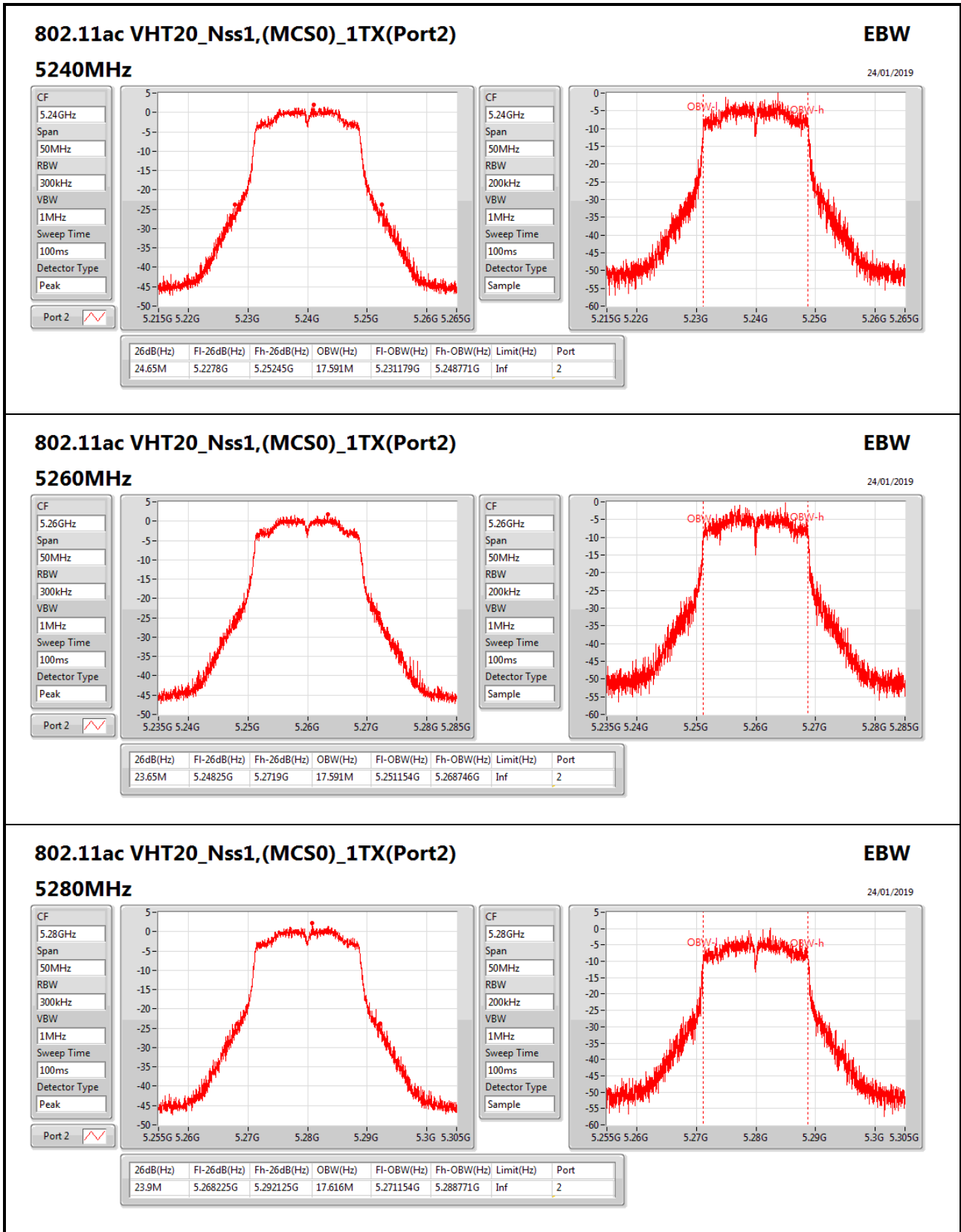
24/01/2019

CF: 5.745GHz  
Span: 40MHz  
RBW: 100kHz  
VBW: 300kHz  
Sweep Time: 100ms  
Detector Type: Peak

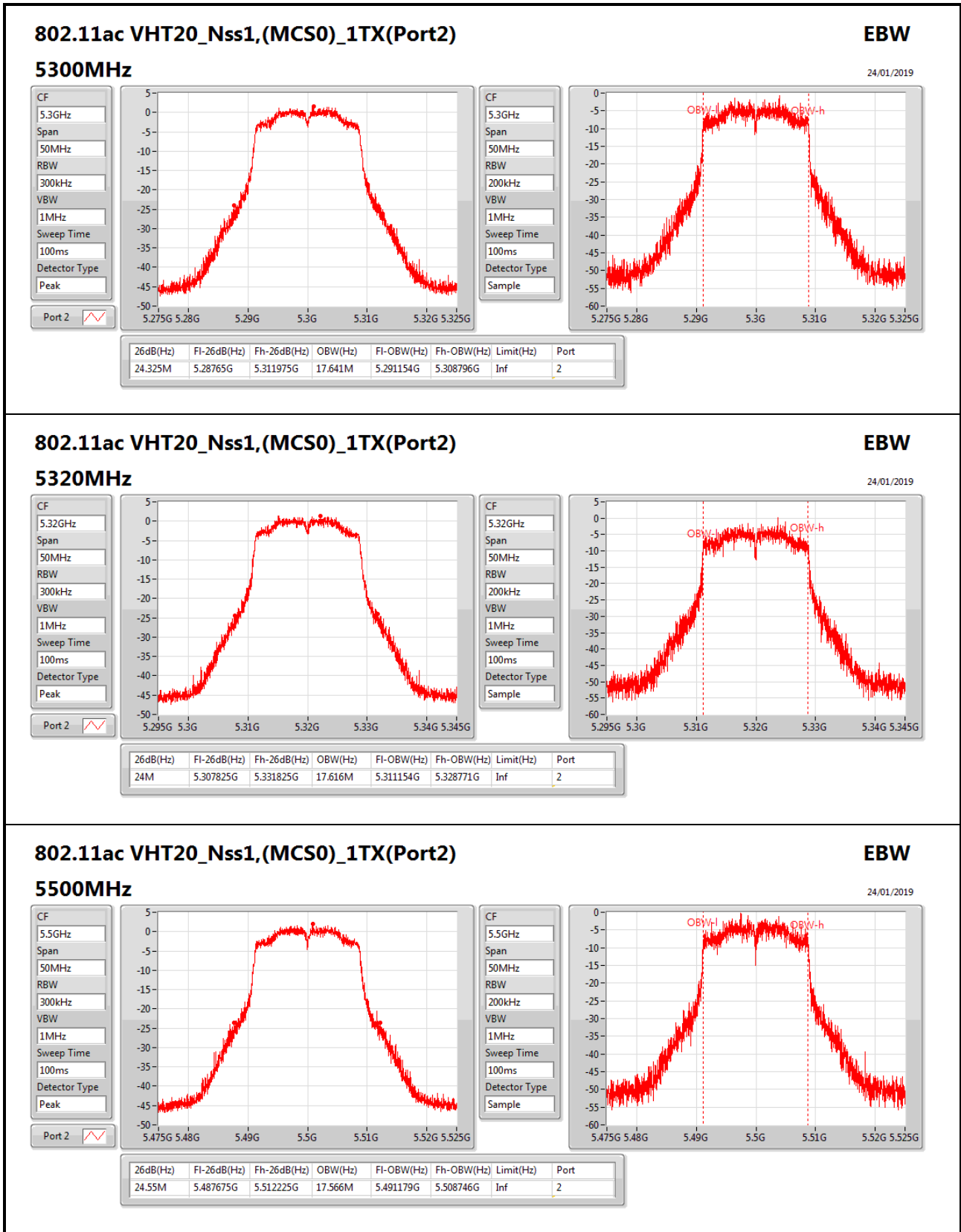
CF: 5.745GHz  
Span: 40MHz  
RBW: 50kHz  
VBW: 200kHz  
Sweep Time: 100ms  
Detector Type: Sample

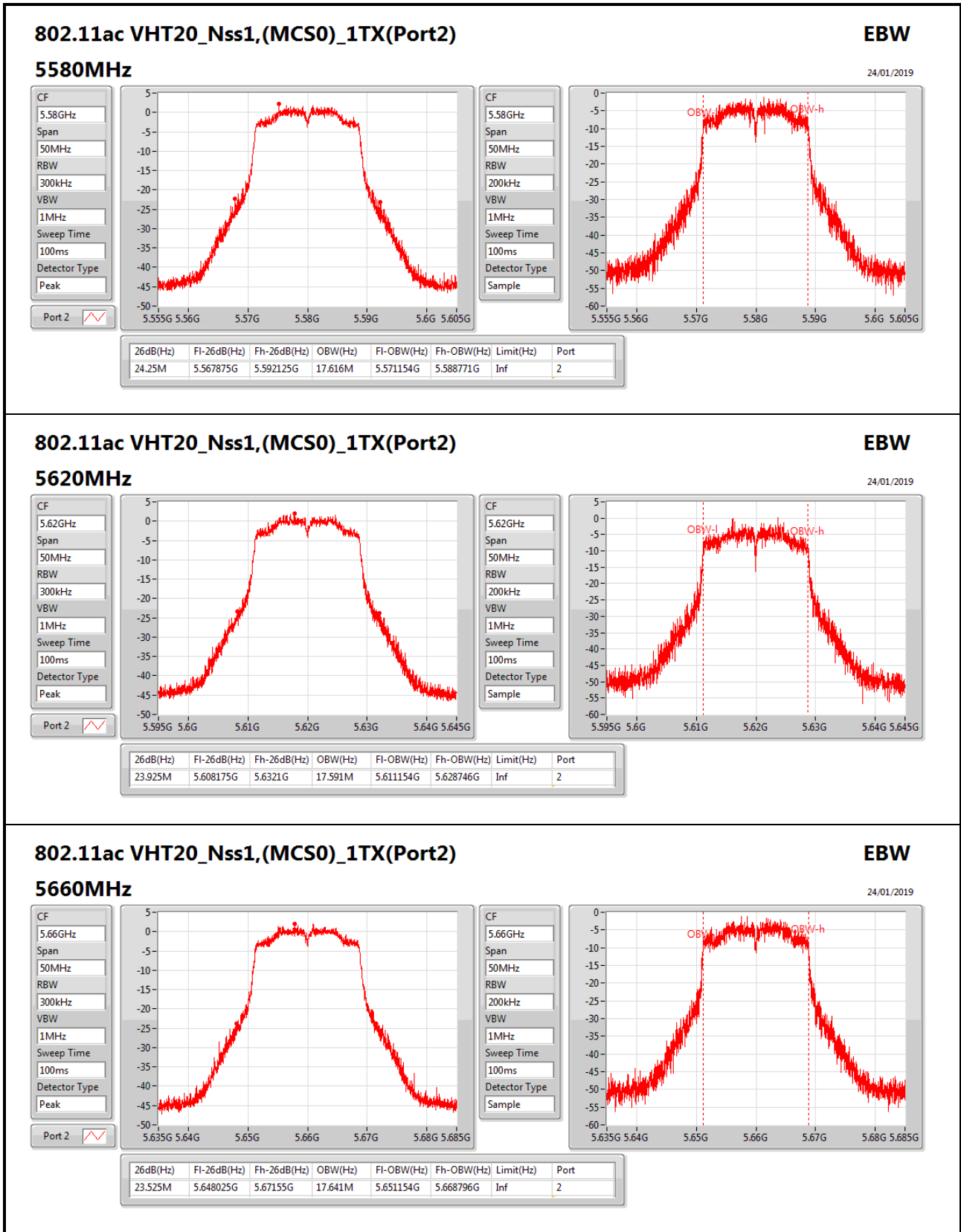


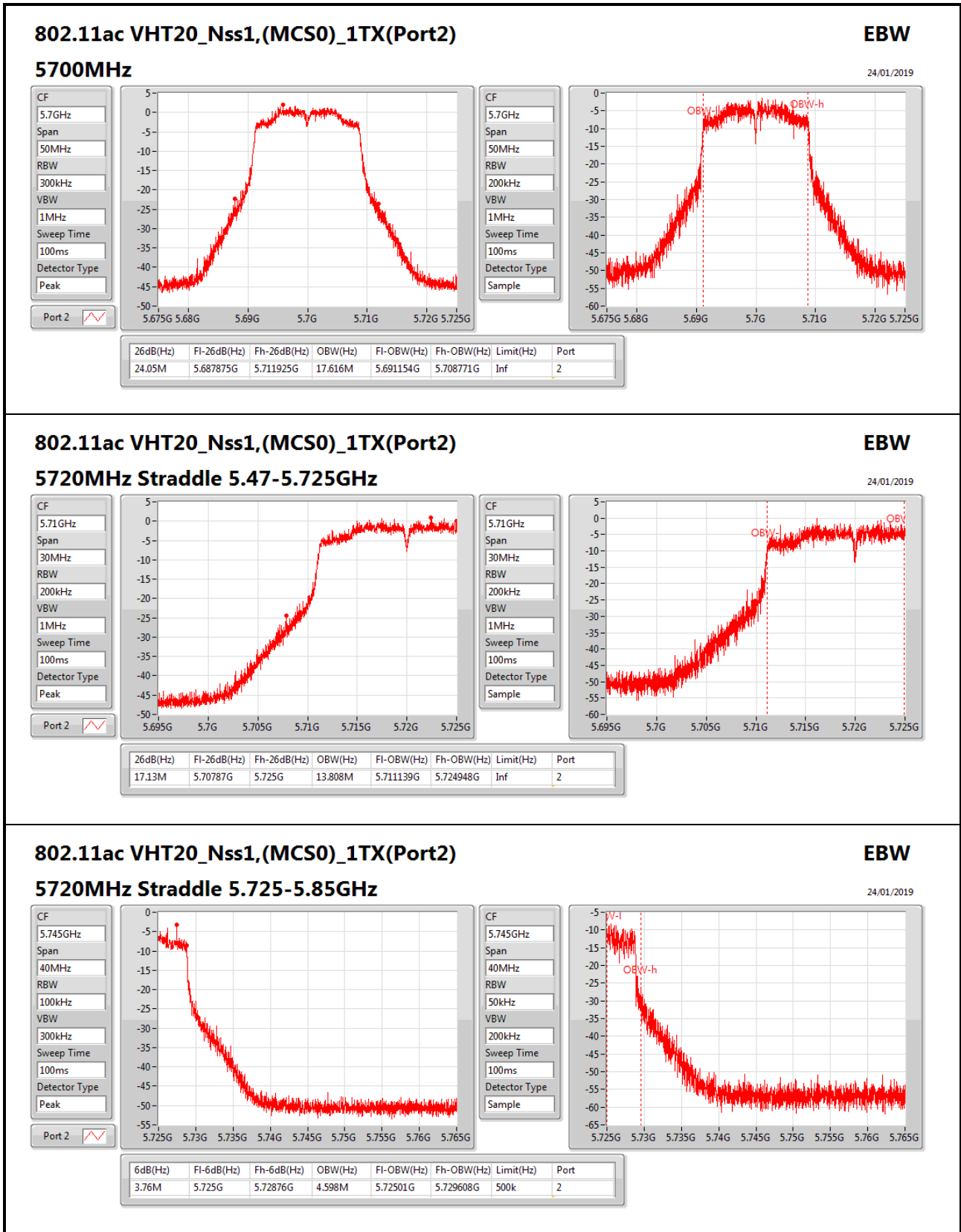












### 802.11ac VHT20\_Nss1,(MCS0)\_1TX(Port2)

#### 5720MHz Straddle 5.725-5.85GHz

EBW

24/01/2019

CF: 5.745GHz

Span: 40MHz

RBW: 100kHz

VBW: 300kHz

Sweep Time: 100ms

Detector Type: Peak

Port 2

CF: 5.745GHz

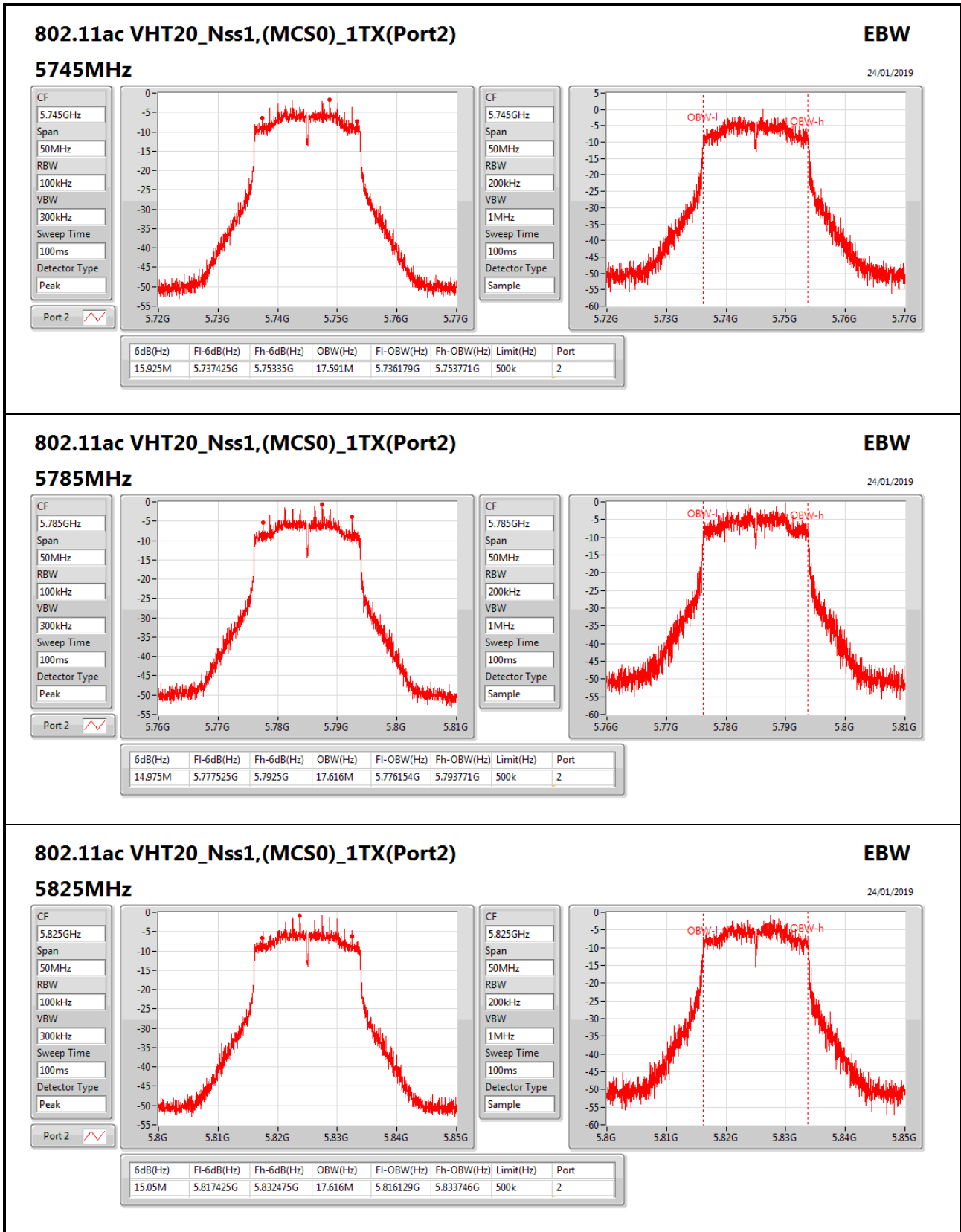
Span: 40MHz

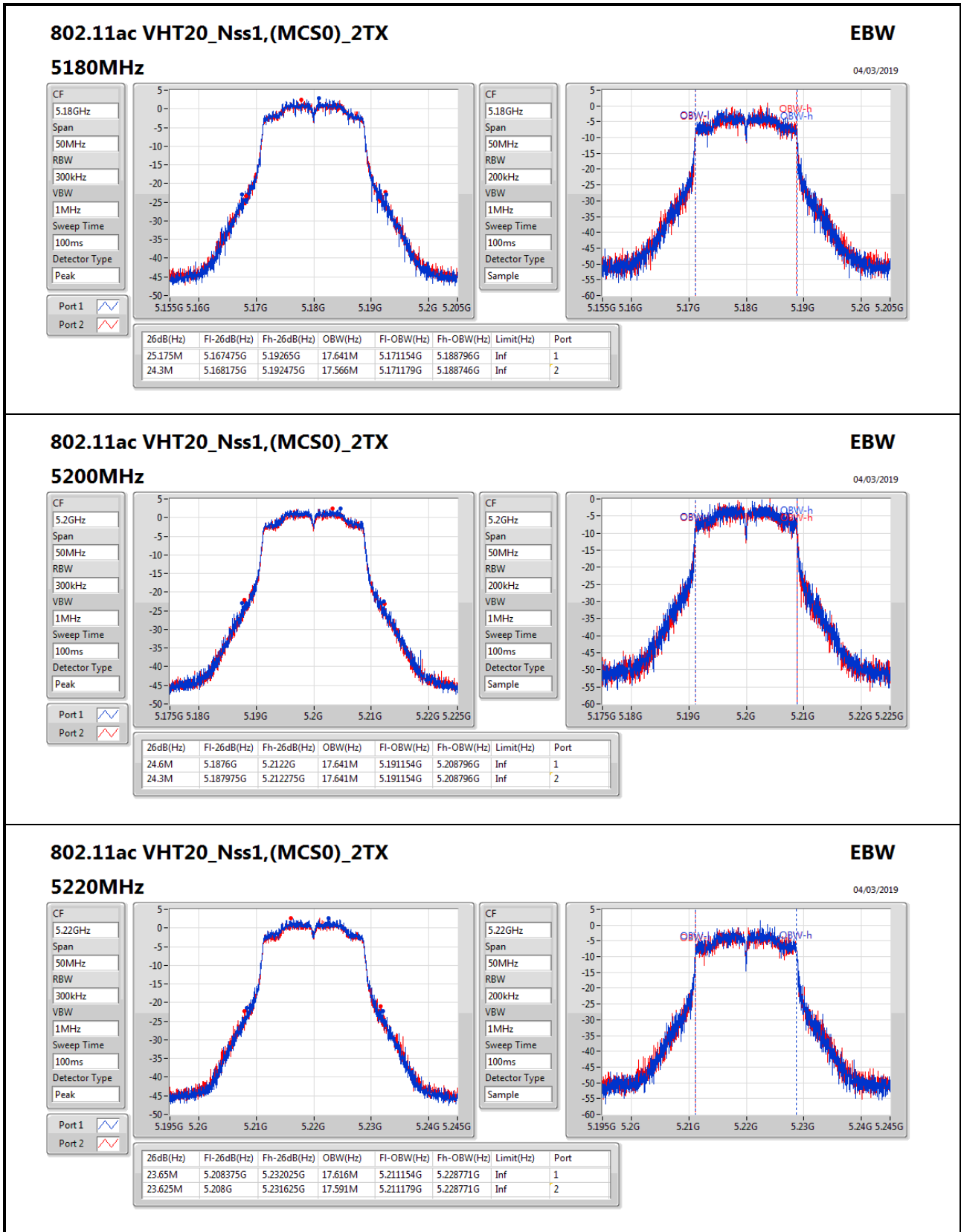
RBW: 50kHz

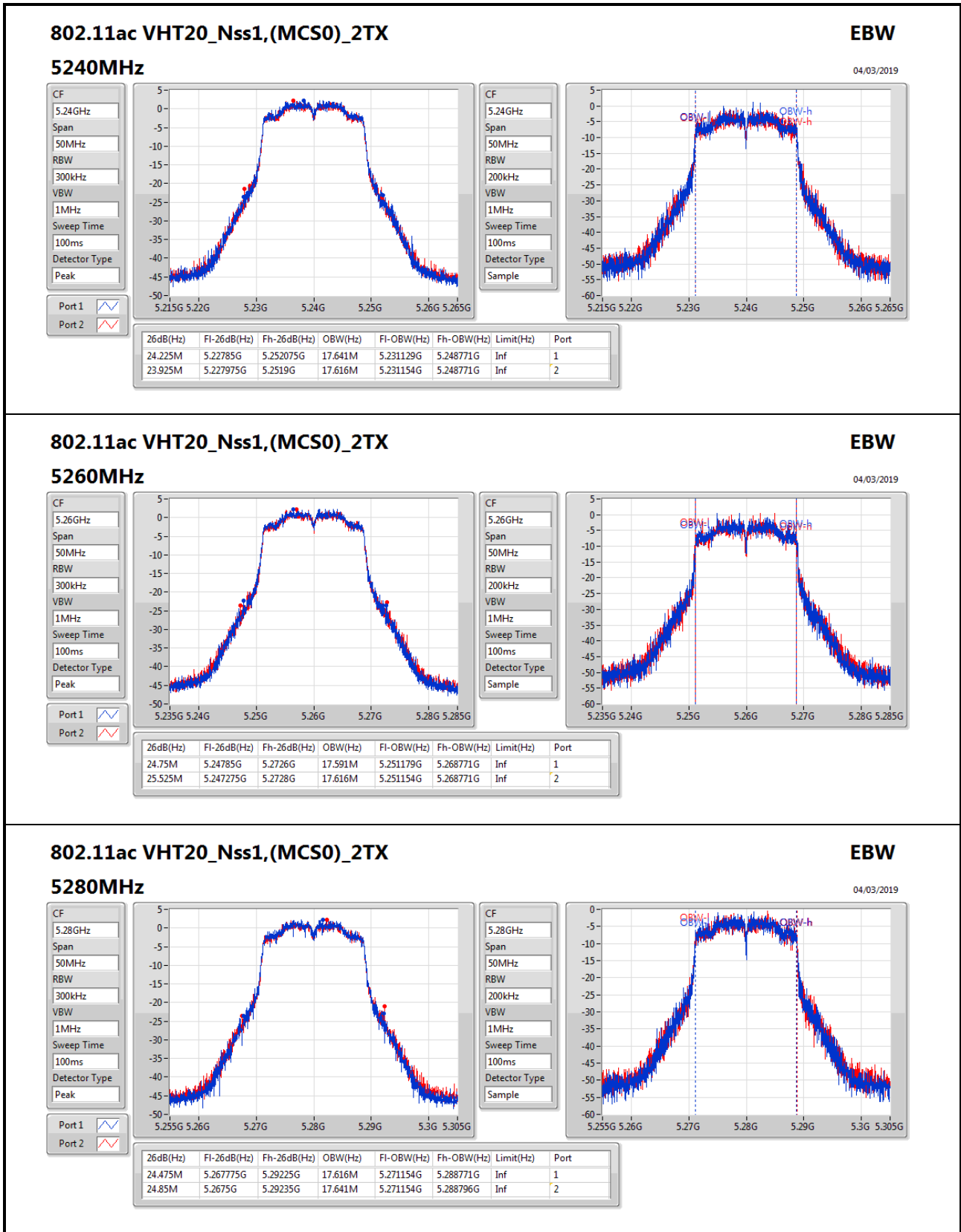
VBW: 200kHz

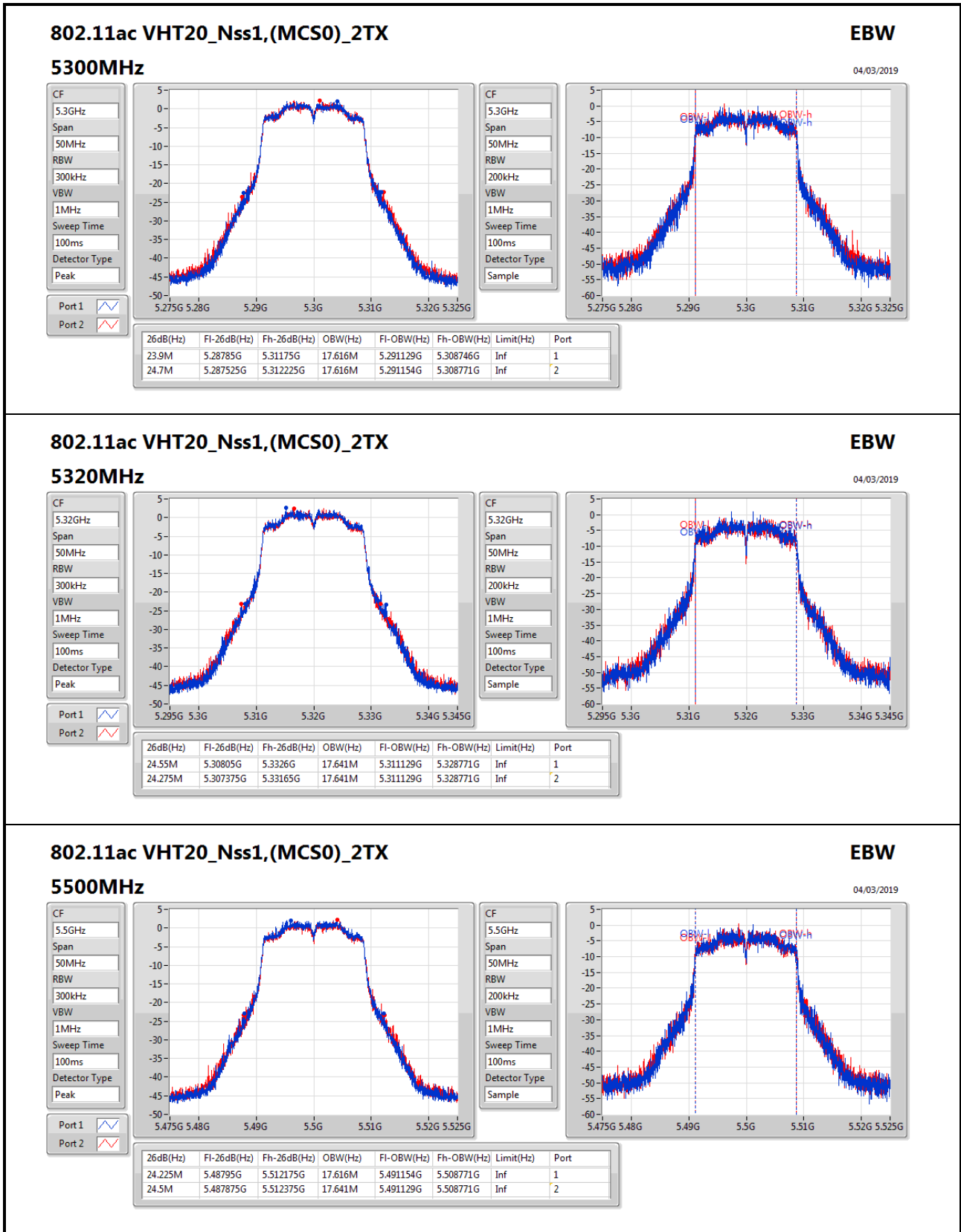
Sweep Time: 100ms

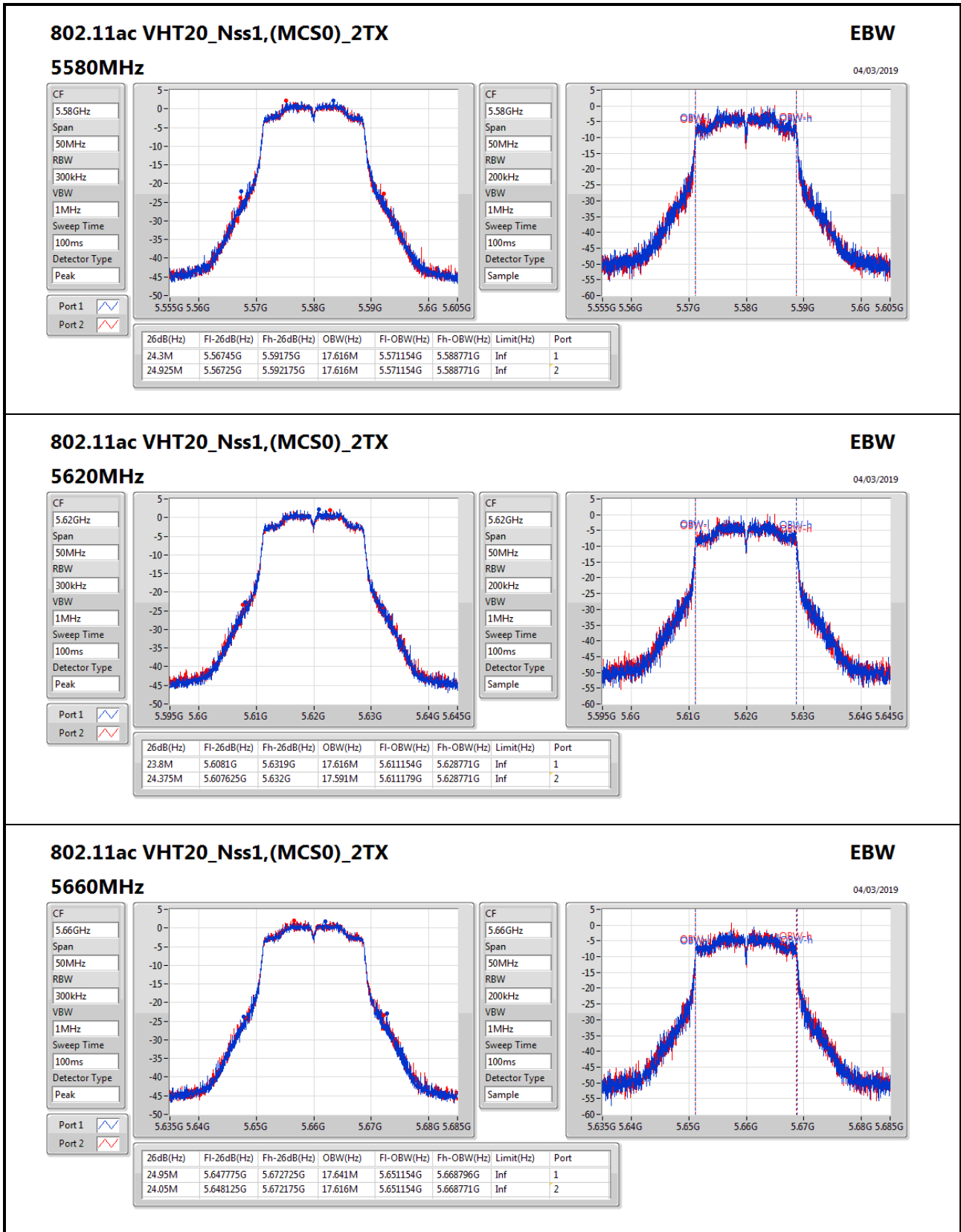
Detector Type: Sample



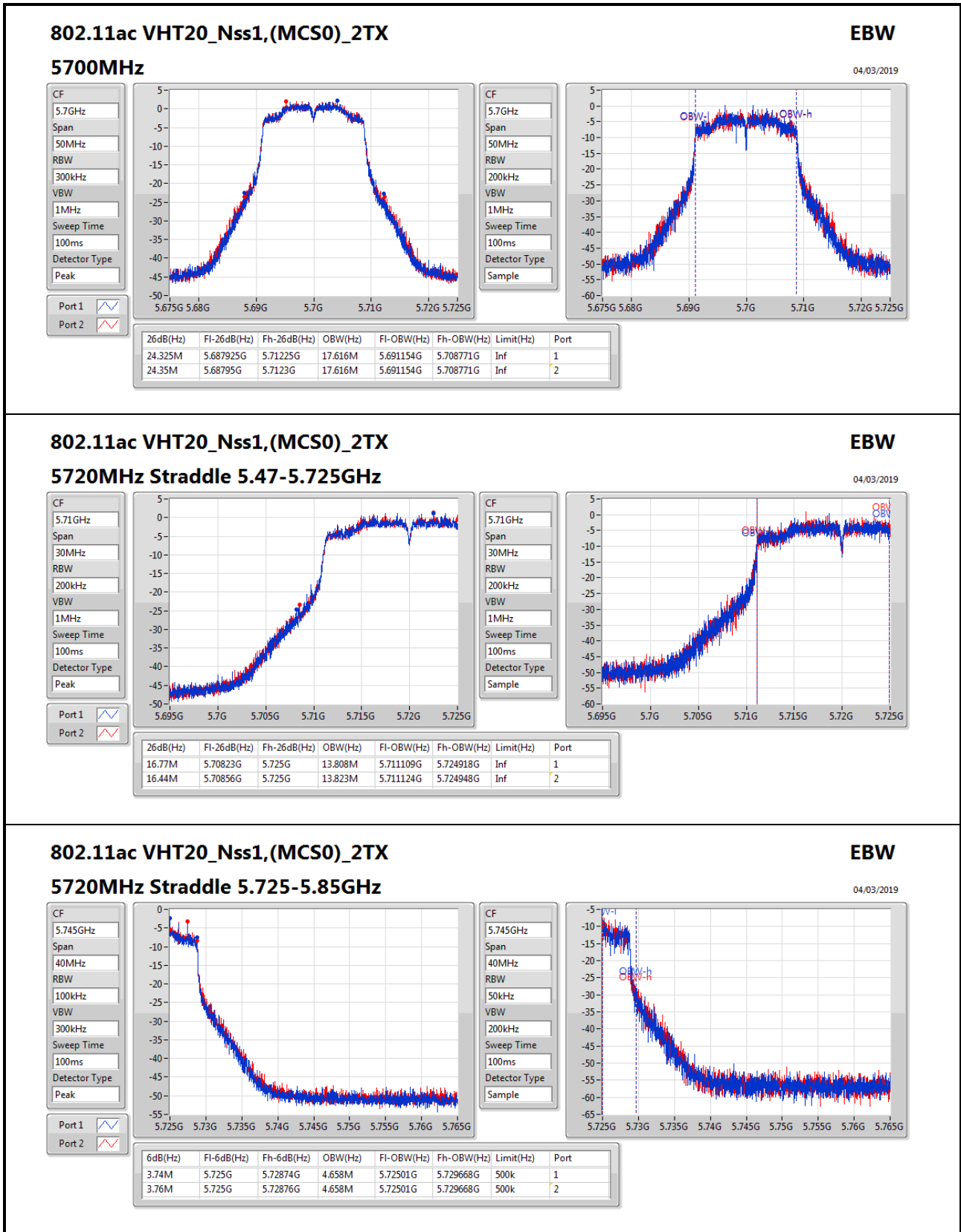


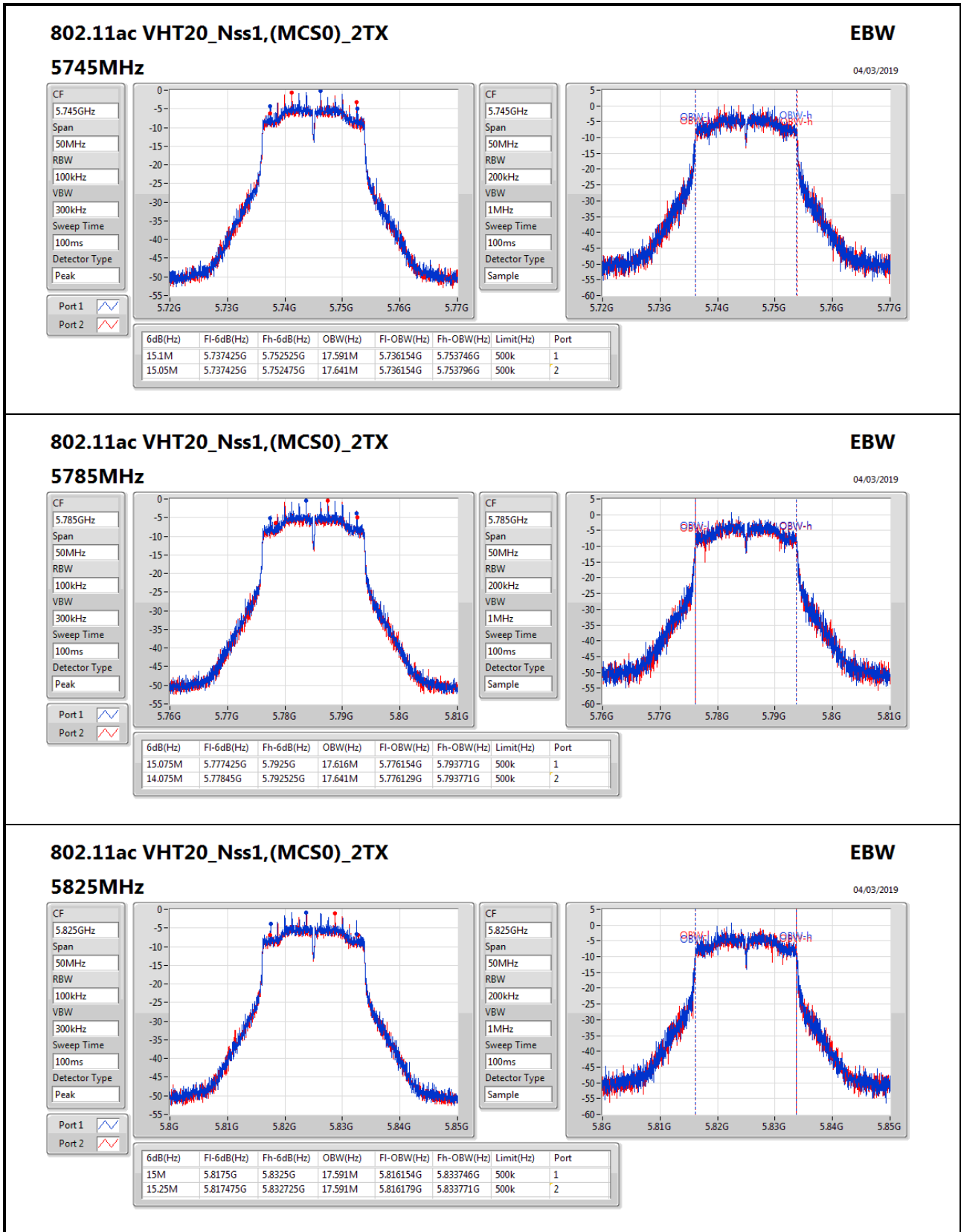


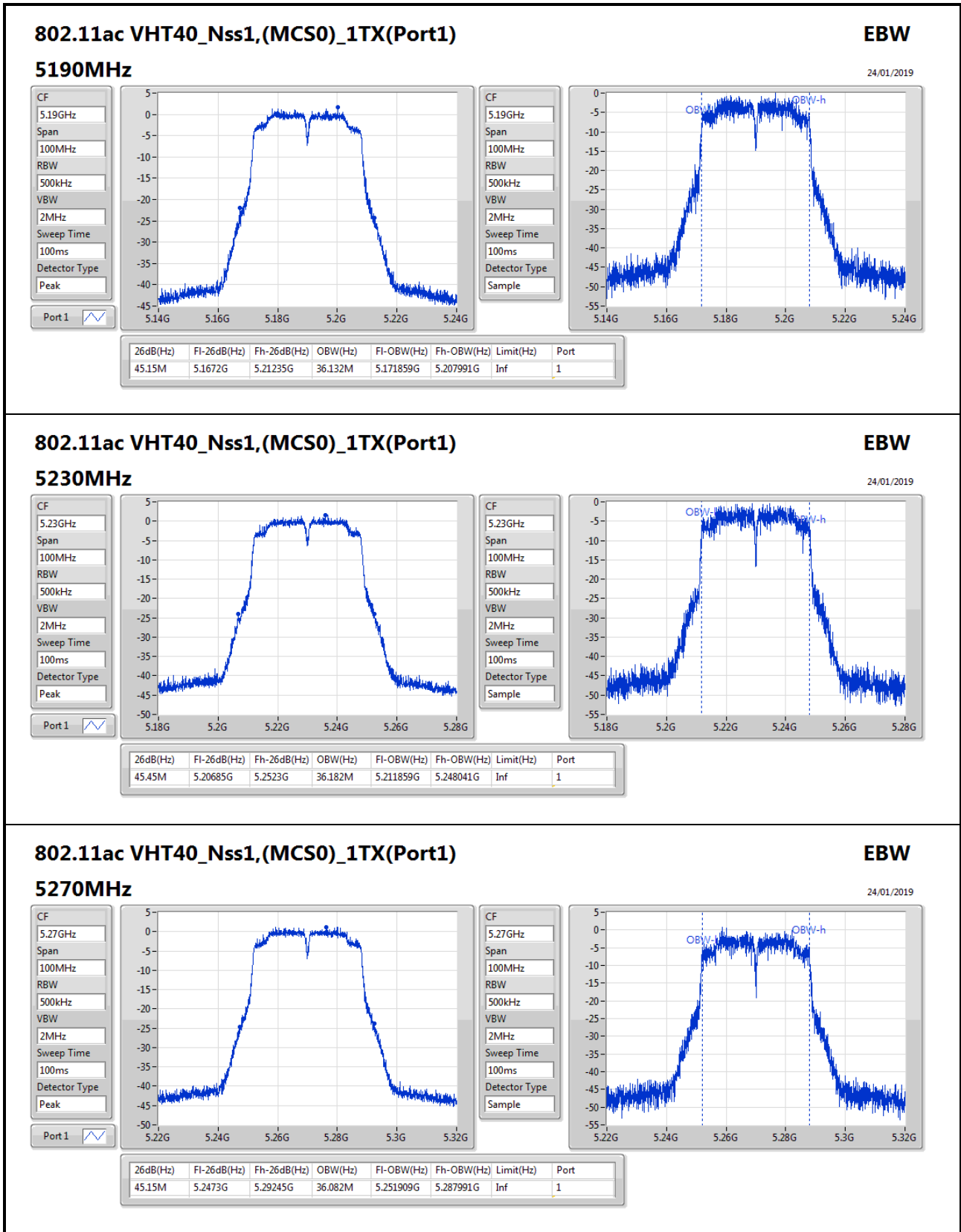












### 802.11ac VHT40\_Nss1,(MCS0)\_1TX(Port1)

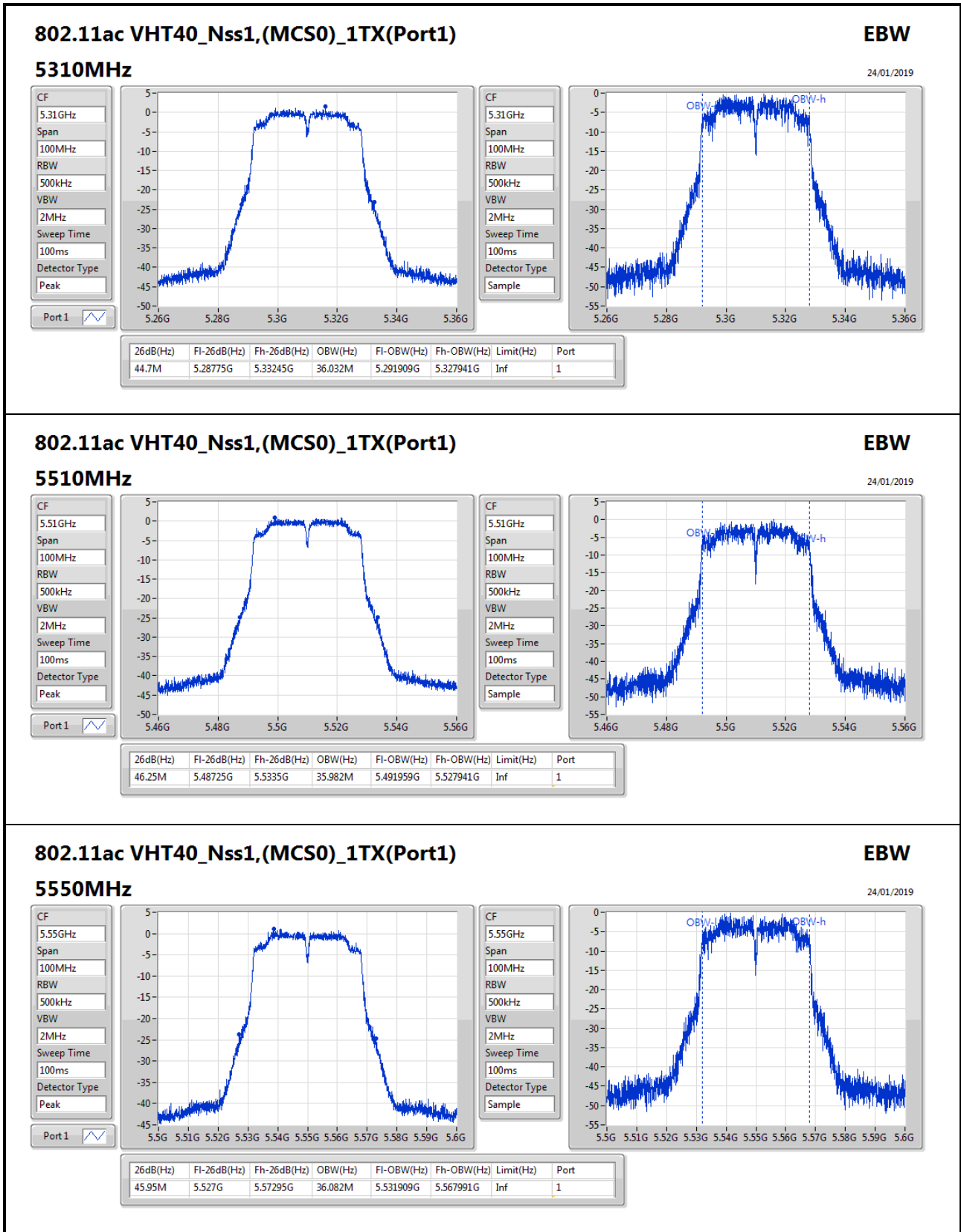
#### 5270MHz

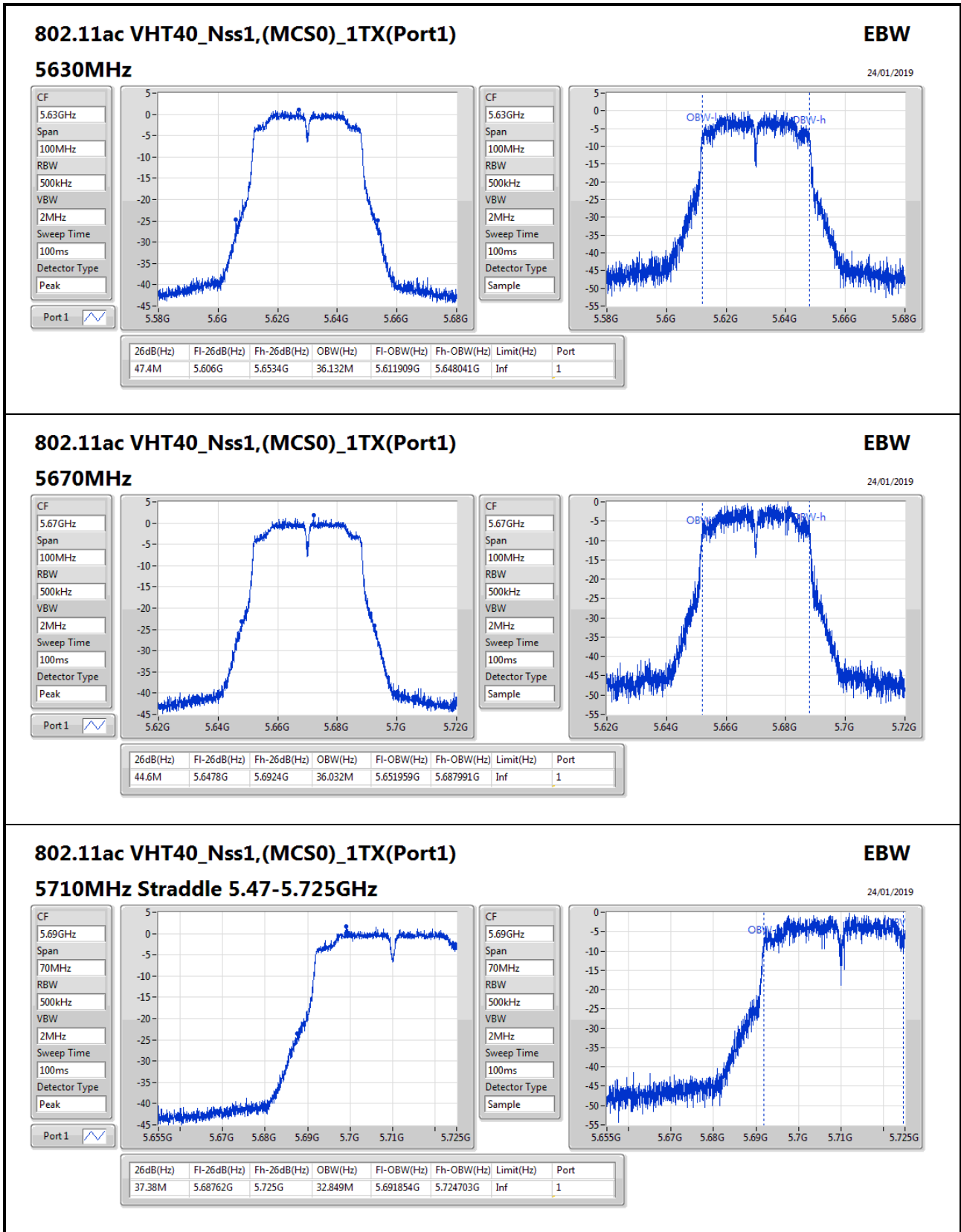
**EBW**

24/01/2019

CF: 5.27GHz  
Span: 100MHz  
RBW: 500kHz  
VBW: 2MHz  
Sweep Time: 100ms  
Detector Type: Peak

CF: 5.27GHz  
Span: 100MHz  
RBW: 500kHz  
VBW: 2MHz  
Sweep Time: 100ms  
Detector Type: Sample





### 802.11ac VHT40\_Nss1,(MCS0)\_1TX(Port1)

#### 5710MHz Straddle 5.47-5.725GHz

EBW

24/01/2019

CF: 5.69GHz

Span: 70MHz

RBW: 500kHz

VBW: 2MHz

Sweep Time: 100ms

Detector Type: Peak

Port 1

CF: 5.69GHz

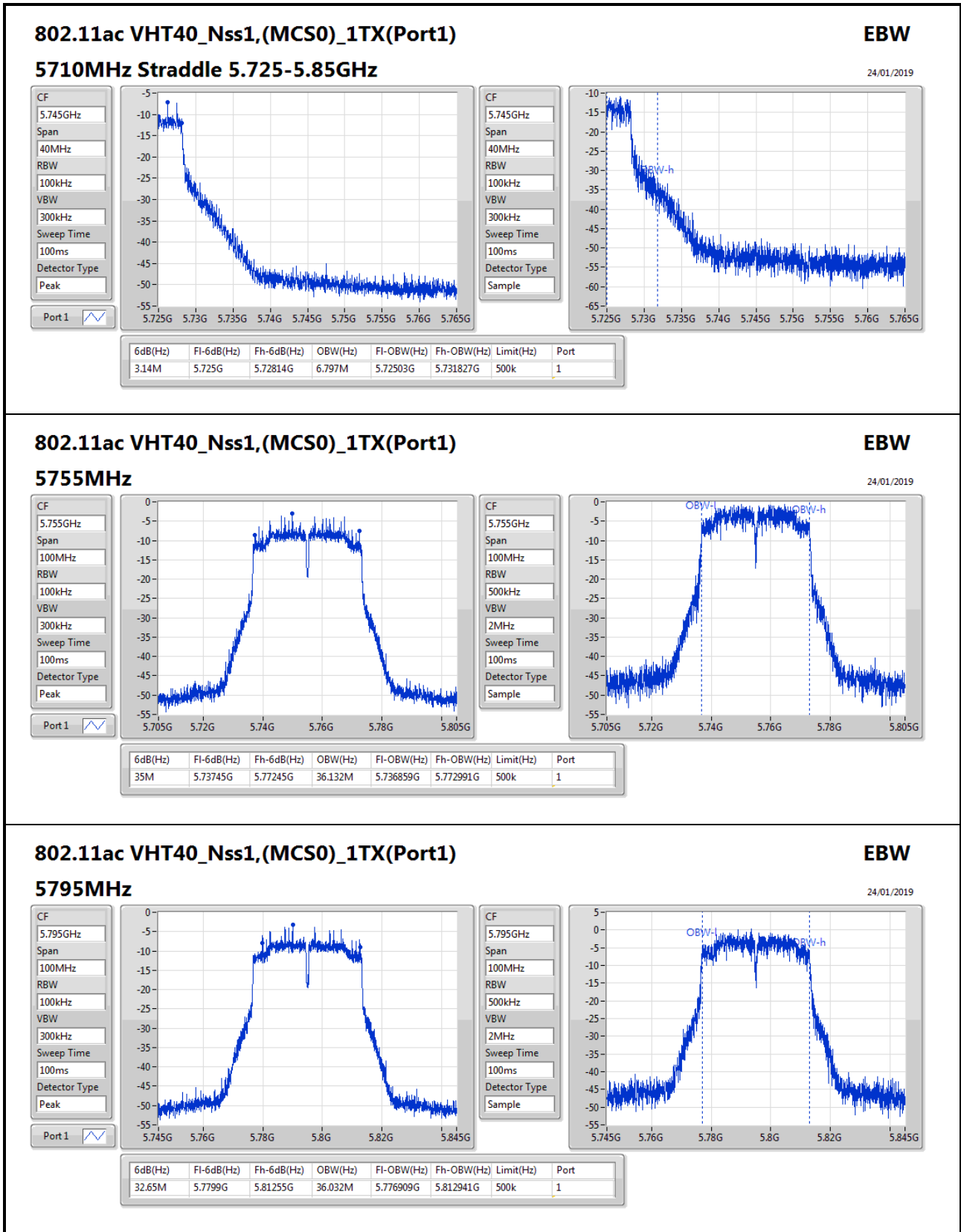
Span: 70MHz

RBW: 500kHz

VBW: 2MHz

Sweep Time: 100ms

Detector Type: Sample



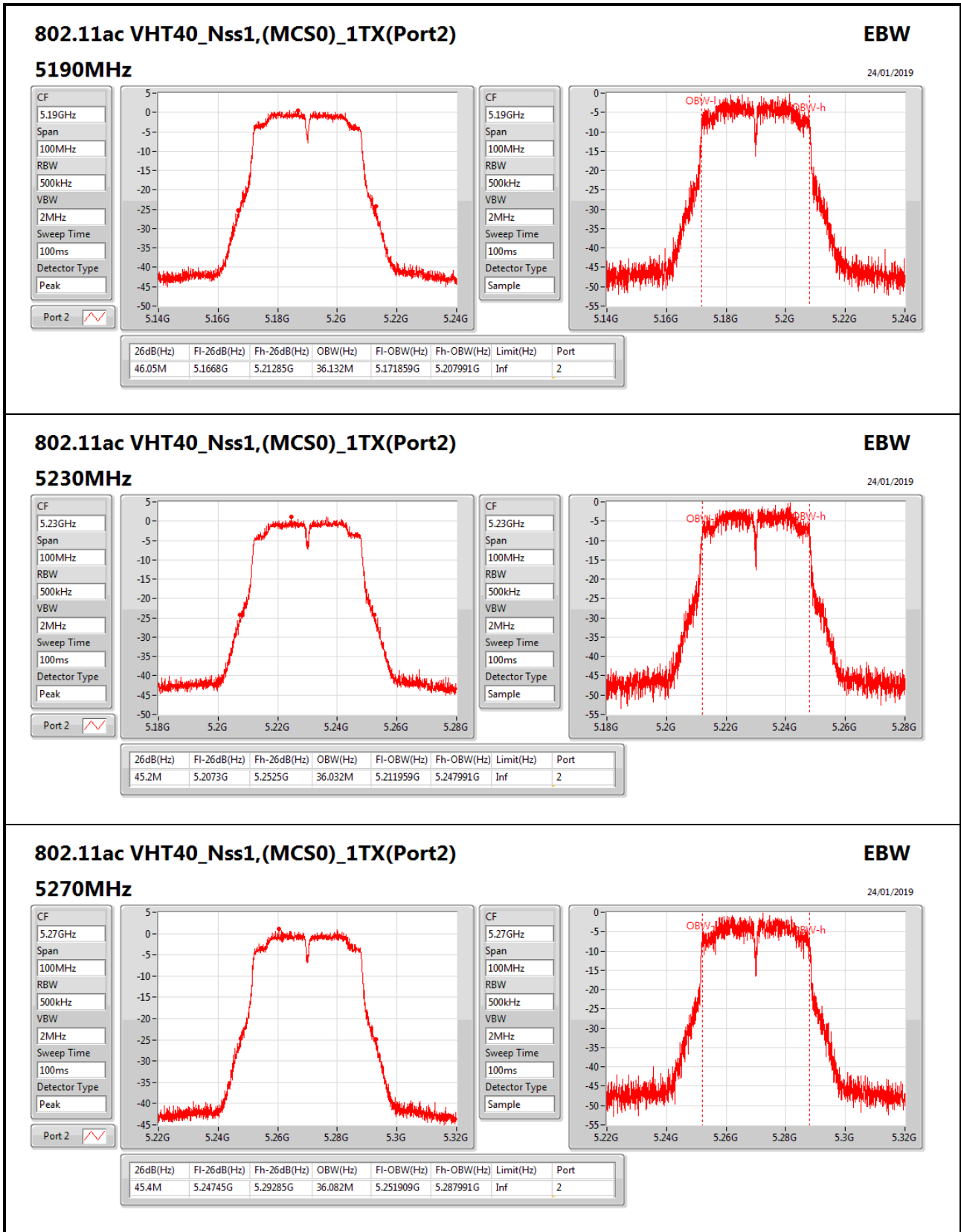
### 802.11ac VHT40\_Nss1,(MCS0)\_1TX(Port1)

#### 5795MHz

**EBW**  
24/01/2019

CF: 5.795GHz  
 Span: 100MHz  
 RBW: 100kHz  
 VBW: 300kHz  
 Sweep Time: 100ms  
 Detector Type: Peak

CF: 5.795GHz  
 Span: 100MHz  
 RBW: 500kHz  
 VBW: 2MHz  
 Sweep Time: 100ms  
 Detector Type: Sample



### 802.11ac VHT40\_Nss1,(MCS0)\_1TX(Port2)

#### 5270MHz

EBW

24/01/2019

CF: 5.27GHz

Span: 100MHz

RBW: 500kHz

VBW: 2MHz

Sweep Time: 100ms

Detector Type: Peak

Port 2

CF: 5.27GHz

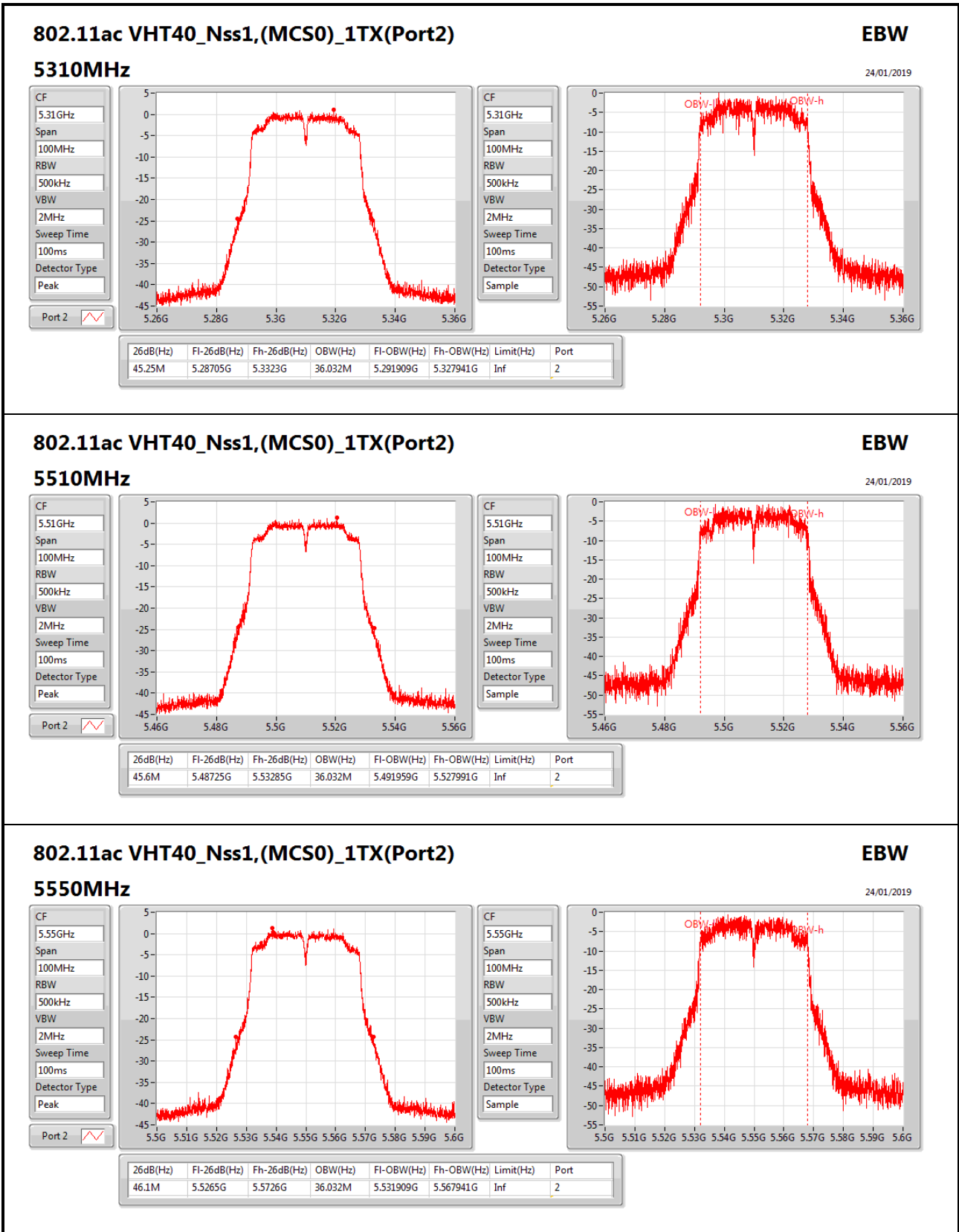
Span: 100MHz

RBW: 500kHz

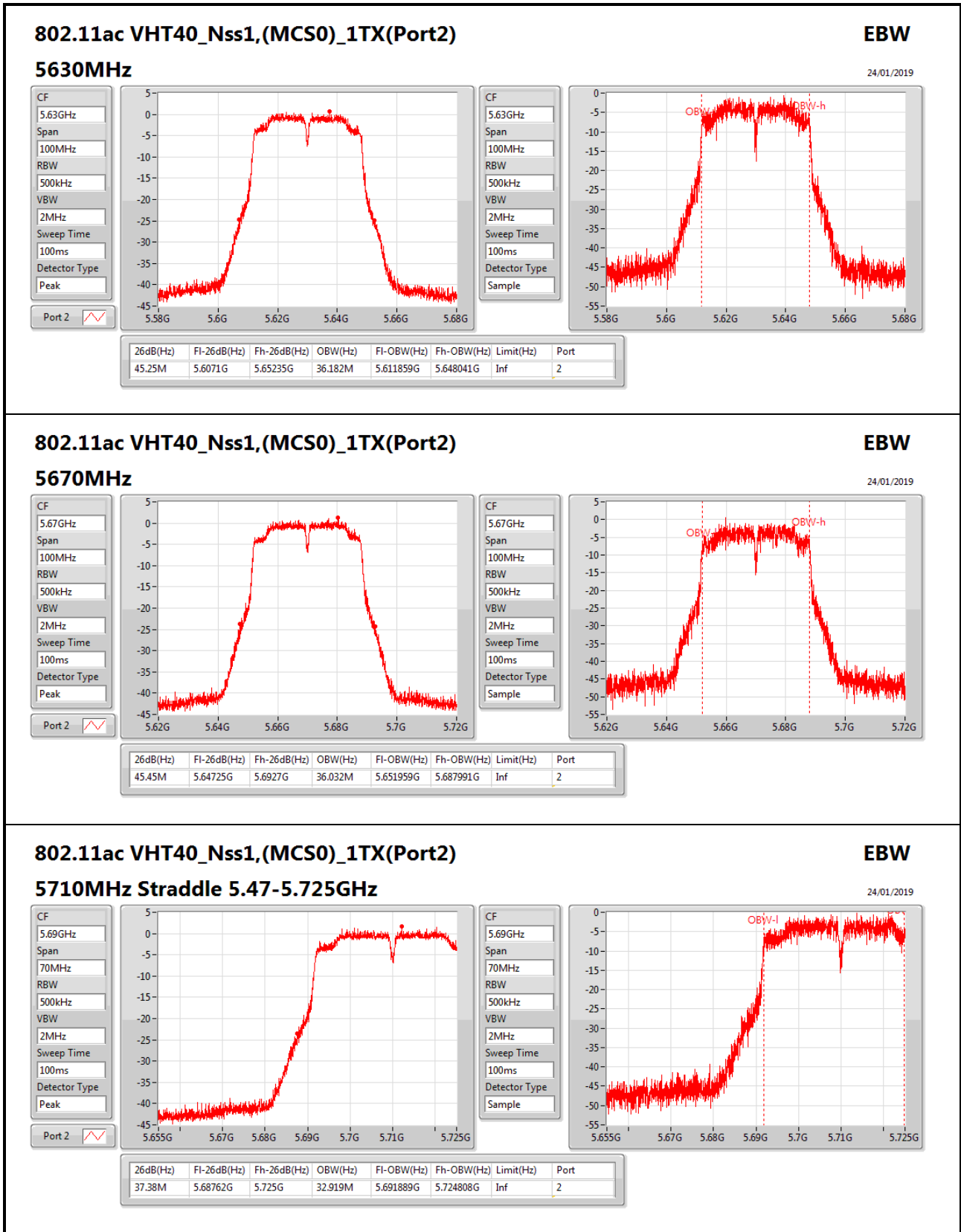
VBW: 2MHz

Sweep Time: 100ms

Detector Type: Sample







### 802.11ac VHT40\_Nss1,(MCS0)\_1TX(Port2)

#### 5710MHz Straddle 5.47-5.725GHz

EBW

24/01/2019

CF: 5.69GHz

Span: 70MHz

RBW: 500kHz

VBW: 2MHz

Sweep Time: 100ms

Detector Type: Peak

Port 2

CF: 5.69GHz

Span: 70MHz

RBW: 500kHz

VBW: 2MHz

Sweep Time: 100ms

Detector Type: Sample

