


048: Back of EUT Facing Phantom CDMA BC1 CH1175 Reduced Power

Date: 30/06/2015

DUT: Inari; Type: Tablet



0 dB = 0.580mW/g

Communication System: CDMA 2000 BC1 US; Frequency: 1908.75 MHz; Duty Cycle: 1:1

Medium: 1900 MHz MSL Medium parameters used (interpolated): $f = 1908.75$ MHz; $\sigma = 1.5$ mho/m; $\epsilon_r = 52.4$; $\rho = 1000$ kg/m³

Phantom section: Flat Section

DASY4 Configuration:

- Probe: ES3DV3 - SN3304; ConvF(4.69, 4.69, 4.69);

- Sensor-Surface: 4mm

(Mechanical Surface Detection)

- Electronics: DAE3 Sn432; Calibrated: 20/08/2014

- Phantom: ELI v5.0; Type: QDOVA002AA;

- Measurement SW: DASY4, V4.7 Build 80; Postprocessing SW: SEMCAD, V1.8 Build 186

Back of EUT Facing Phantom - High/Area Scan (91x121x1): Measurement grid: dx=15mm, dy=15mm

Maximum value of SAR (interpolated) = 0.603 mW/g

Back of EUT Facing Phantom - High/Zoom Scan (5x5x7) (5x5x7)/Cube 0: Measurement grid: dx=8mm, dy=8mm, dz=5mm

Reference Value = 6.81 V/m; Power Drift = 0.037 dB

Peak SAR (extrapolated) = 1.14 W/kg

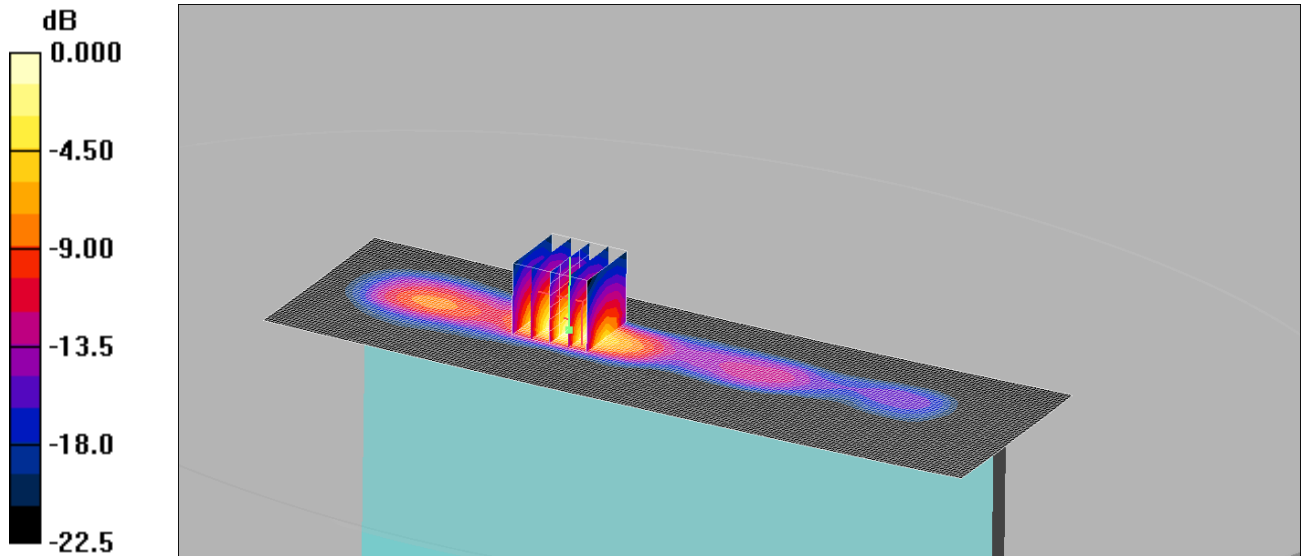
SAR(1 g) = 0.487 mW/g; SAR(10 g) = 0.202 mW/g

Maximum value of SAR (measured) = 0.580 mW/g

049: Top of EUT Facing Phantom CDMA BC1 CH1175 Reduced Power

Date: 30/06/2015

DUT: Inari; Type: Tablet



0 dB = 0.478mW/g

Communication System: CDMA 2000 BC1 US; Frequency: 1908.75 MHz; Duty Cycle: 1:1

Medium: 1900 MHz MSL Medium parameters used (interpolated): $f = 1908.75$ MHz; $\sigma = 1.5$ mho/m; $\epsilon_r = 52.4$; $\rho = 1000$ kg/m³

Phantom section: Flat Section

DASY4 Configuration:

- Probe: ES3DV3 - SN3304; ConvF(4.69, 4.69, 4.69);

- Sensor-Surface: 4mm

(Mechanical Surface Detection)

- Electronics: DAE3 Sn432; Calibrated: 20/08/2014

- Phantom: ELI v5.0; Type: QDOVA002AA;

- Measurement SW: DASY4, V4.7 Build 80; Postprocessing SW: SEMCAD, V1.8 Build 186

Top of EUT Facing Phantom - High/Area Scan (61x201x1): Measurement grid: dx=15mm, dy=15mm

Maximum value of SAR (interpolated) = 0.477 mW/g

Top of EUT Facing Phantom - High/Zoom Scan (5x5x7) (5x5x7)/Cube 0: Measurement grid: dx=8mm, dy=8mm, dz=5mm

Reference Value = 3.24 V/m; Power Drift = 0.197 dB

Peak SAR (extrapolated) = 0.943 W/kg

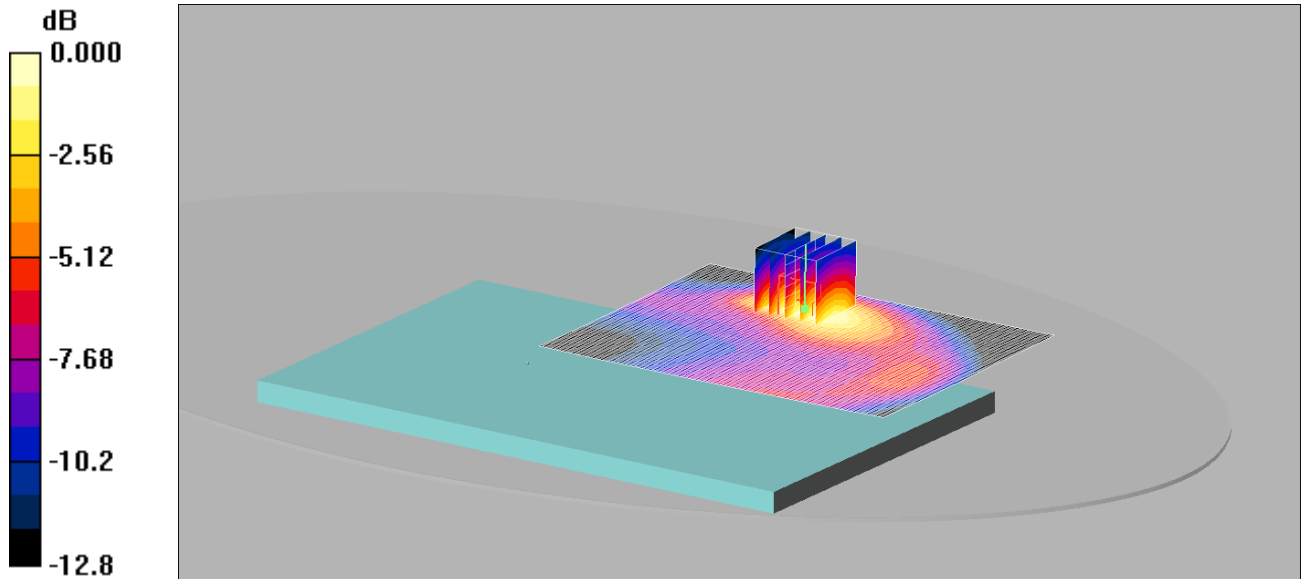
SAR(1 g) = 0.409 mW/g; SAR(10 g) = 0.170 mW/g

Maximum value of SAR (measured) = 0.478 mW/g

050: Back of EUT Facing Phantom CDMA BC10 CH580

Date: 12/06/2015

DUT: Inari; Type: Tablet



0 dB = 0.663mW/g

Communication System: CDMA 2000 BC10; Frequency: 820.5 MHz; Duty Cycle: 1:1

Medium: 900 MHz MSL Medium parameters used (interpolated): $f = 820.5$ MHz; $\sigma = 1$ mho/m; $\epsilon_r = 54$; $\rho = 1000$ kg/m³

Phantom section: Flat Section

DASY4 Configuration:

- Probe: ES3DV3 - SN3304; ConvF(6.17, 6.17, 6.17);
- Sensor-Surface: 4mm (Mechanical Surface Detection)
- Electronics: DAE3 Sn432; Calibrated: 20/08/2014
- Phantom: ELI v5.0; Type: QDOVA002AA;
- Measurement SW: DASY4, V4.7 Build 80; Postprocessing SW: SEMCAD, V1.8 Build 186

Back of EUT Facing Phantom - Middle/Area Scan (91x121x1): Measurement grid: dx=15mm, dy=15mm
 Maximum value of SAR (interpolated) = 0.659 mW/g

Back of EUT Facing Phantom - Middle/Zoom Scan (5x5x7) (5x5x7)/Cube 0: Measurement grid: dx=8mm, dy=8mm, dz=5mm

Reference Value = 9.22 V/m; Power Drift = 0.009 dB

Peak SAR (extrapolated) = 0.963 W/kg

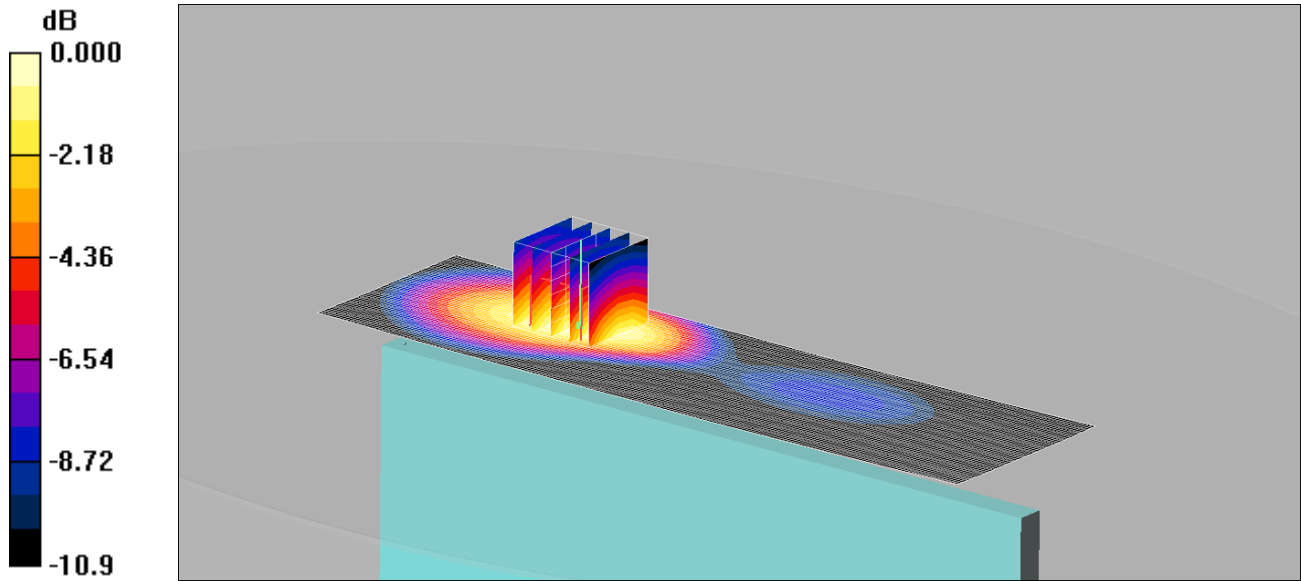
SAR(1 g) = 0.603 mW/g; SAR(10 g) = 0.366 mW/g

Maximum value of SAR (measured) = 0.663 mW/g

051: Top of EUT Facing Phantom CDMA BC10 CH580

Date: 16/06/2015

DUT: Inari; Type: Tablet



0 dB = 0.417mW/g

Communication System: CDMA 2000 BC10; Frequency: 820.5 MHz; Duty Cycle: 1:1

Medium: 900 MHz MSL Medium parameters used (interpolated): $f = 820.5$ MHz; $\sigma = 1$ mho/m; $\epsilon_r = 54$; $\rho = 1000$ kg/m³

Phantom section: Flat Section

DASY4 Configuration:

- Probe: ES3DV3 - SN3304; ConvF(6.17, 6.17, 6.17);
- Sensor-Surface: 4mm (Mechanical Surface Detection)
- Electronics: DAE3 Sn432; Calibrated: 20/08/2014
- Phantom: ELI v5.0; Type: QDOVA002AA;
- Measurement SW: DASY4, V4.7 Build 80; Postprocessing SW: SEMCAD, V1.8 Build 186

Top of EUT Facing Phantom - Middle/Area Scan (51x181x1): Measurement grid: dx=15mm, dy=15mm

Maximum value of SAR (interpolated) = 0.421 mW/g

Top of EUT Facing Phantom - Middle/Zoom Scan (5x5x7) (5x5x7)/Cube 0: Measurement grid: dx=8mm, dy=8mm, dz=5mm

Reference Value = 16.7 V/m; Power Drift = -0.006 dB

Peak SAR (extrapolated) = 0.560 W/kg

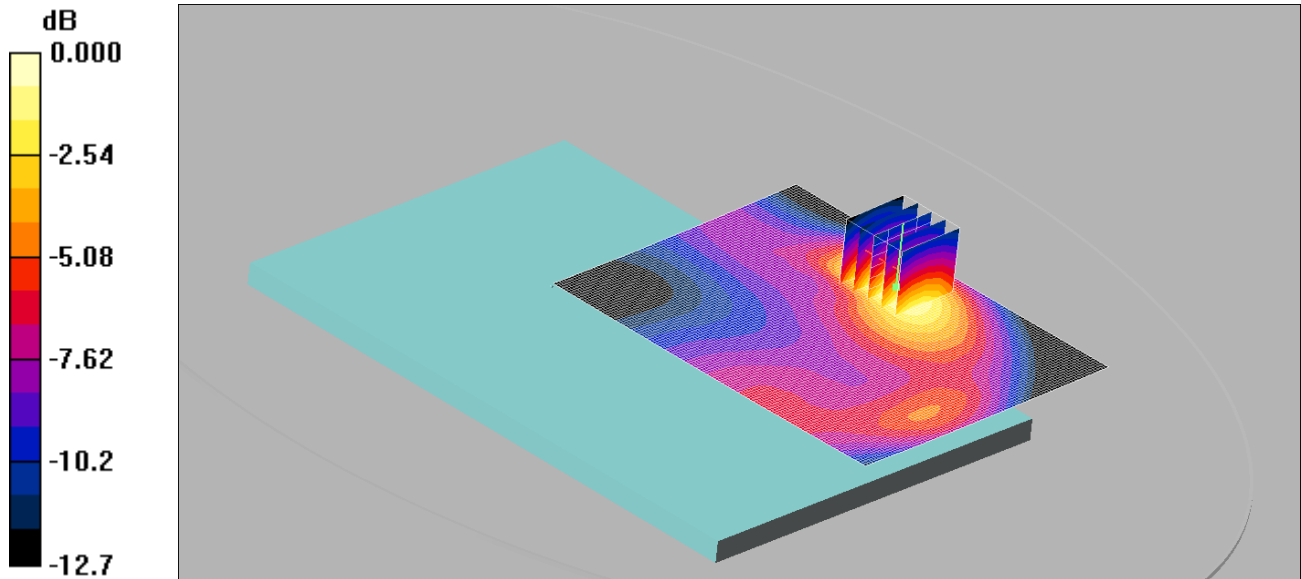
SAR(1 g) = 0.386 mW/g; SAR(10 g) = 0.259 mW/g

Maximum value of SAR (measured) = 0.417 mW/g

052: Back of EUT Facing Phantom CDMA BC10 CH476

Date: 16/06/2015

DUT: Inari; Type: Tablet



0 dB = 0.609mW/g

Communication System: CDMA 2000 BC10; Frequency: 817.9 MHz; Duty Cycle: 1:1

Medium: 900 MHz MSL Medium parameters used (interpolated): f = 817.9 MHz; $\sigma = 1$ mho/m; $\epsilon_r = 54$; $\rho = 1000$ kg/m³

Phantom section: Flat Section

DASY4 Configuration:

- Probe: ES3DV3 - SN3304; ConvF(6.17, 6.17, 6.17);

- Sensor-Surface: 4mm (Mechanical

Surface Detection)

- Electronics: DAE3 Sn432; Calibrated: 20/08/2014

- Phantom: ELI v5.0; Type: QDOVA002AA;

- Measurement SW: DASY4, V4.7 Build 80; Postprocessing SW: SEMCAD, V1.8 Build 186

Back of EUT Facing Phantom - Low/Area Scan (91x121x1): Measurement grid: dx=15mm, dy=15mm

Maximum value of SAR (interpolated) = 0.598 mW/g

Back of EUT Facing Phantom - Low/Zoom Scan (5x5x7) (5x5x7)/Cube 0: Measurement grid: dx=8mm, dy=8mm, dz=5mm

Reference Value = 9.96 V/m; Power Drift = 0.029 dB

Peak SAR (extrapolated) = 0.877 W/kg

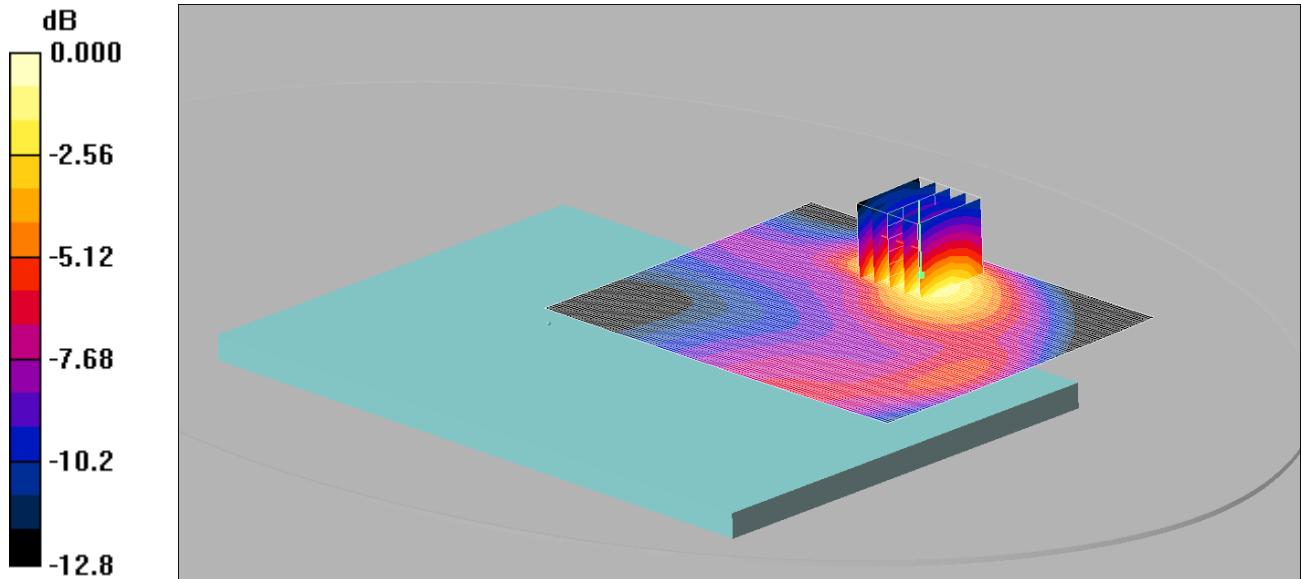
SAR(1 g) = 0.552 mW/g; SAR(10 g) = 0.336 mW/g

Maximum value of SAR (measured) = 0.609 mW/g

053: Back of EUT Facing Phantom CDMA BC10 CH684

Date: 16/06/2015

DUT: Inari; Type: Tablet



0 dB = 0.606mW/g

Communication System: CDMA 2000 BC10; Frequency: 823.1 MHz; Duty Cycle: 1:1

Medium: 900 MHz MSL Medium parameters used (interpolated): $f = 823.1$ MHz; $\sigma = 1.01$ mho/m; $\epsilon_r = 54$; $\rho = 1000$ kg/m³

Phantom section: Flat Section

DASY4 Configuration:

- Probe: ES3DV3 - SN3304; ConvF(6.17, 6.17, 6.17);
(Mechanical Surface Detection)

- Sensor-Surface: 4mm

- Electronics: DAE3 Sn432; Calibrated: 20/08/2014

- Phantom: ELI v5.0; Type: QDOVA002AA;

- Measurement SW: DASY4, V4.7 Build 80; Postprocessing SW: SEMCAD, V1.8 Build 186

Back of EUT Facing Phantom - High/Area Scan (91x121x1): Measurement grid: dx=15mm, dy=15mm

Maximum value of SAR (interpolated) = 0.586 mW/g

Back of EUT Facing Phantom - High/Zoom Scan (5x5x7) (5x5x7)/Cube 0: Measurement grid: dx=8mm, dy=8mm, dz=5mm

Reference Value = 12.9 V/m; Power Drift = 0.153 dB

Peak SAR (extrapolated) = 0.874 W/kg

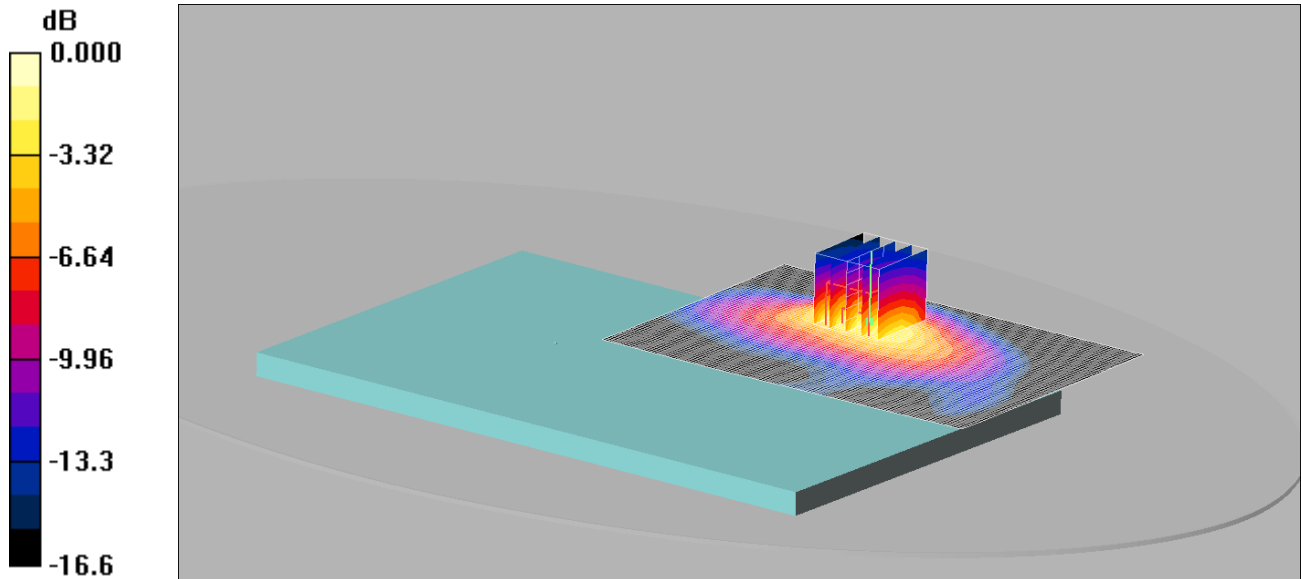
SAR(1 g) = 0.550 mW/g; SAR(10 g) = 0.336 mW/g

Maximum value of SAR (measured) = 0.606 mW/g

054: Back of EUT Facing Phantom CDMA BC10 CH580 Reduced Power

Date: 16/06/2015

DUT: Inari; Type: Tablet



0 dB = 0.326mW/g

Communication System: CDMA 2000 BC10; Frequency: 820.5 MHz; Duty Cycle: 1:1

Medium: 900 MHz MSL Medium parameters used (interpolated): $f = 820.5 \text{ MHz}$; $\sigma = 1 \text{ mho/m}$; $\epsilon_r = 54$; $\rho = 1000 \text{ kg/m}^3$

Phantom section: Flat Section

DASY4 Configuration:

- Probe: ES3DV3 - SN3304; ConvF(6.17, 6.17, 6.17);

- Sensor-Surface: 4mm

(Mechanical Surface Detection)

- Electronics: DAE3 Sn432; Calibrated: 20/08/2014

- Phantom: ELI v5.0; Type: QDOVA002AA;

- Measurement SW: DASY4, V4.7 Build 80; Postprocessing SW: SEMCAD, V1.8 Build 186

Back of EUT Facing Phantom - Middle/Area Scan (81x121x1): Measurement grid: $dx=15\text{mm}$, $dy=15\text{mm}$

Maximum value of SAR (interpolated) = 0.248 mW/g

Back of EUT Facing Phantom - Middle/Zoom Scan (5x5x7) (5x5x7)/Cube 0: Measurement grid: $dx=8\text{mm}$, $dy=8\text{mm}$, $dz=5\text{mm}$

Reference Value = 9.07 V/m; Power Drift = -0.043 dB

Peak SAR (extrapolated) = 0.593 W/kg

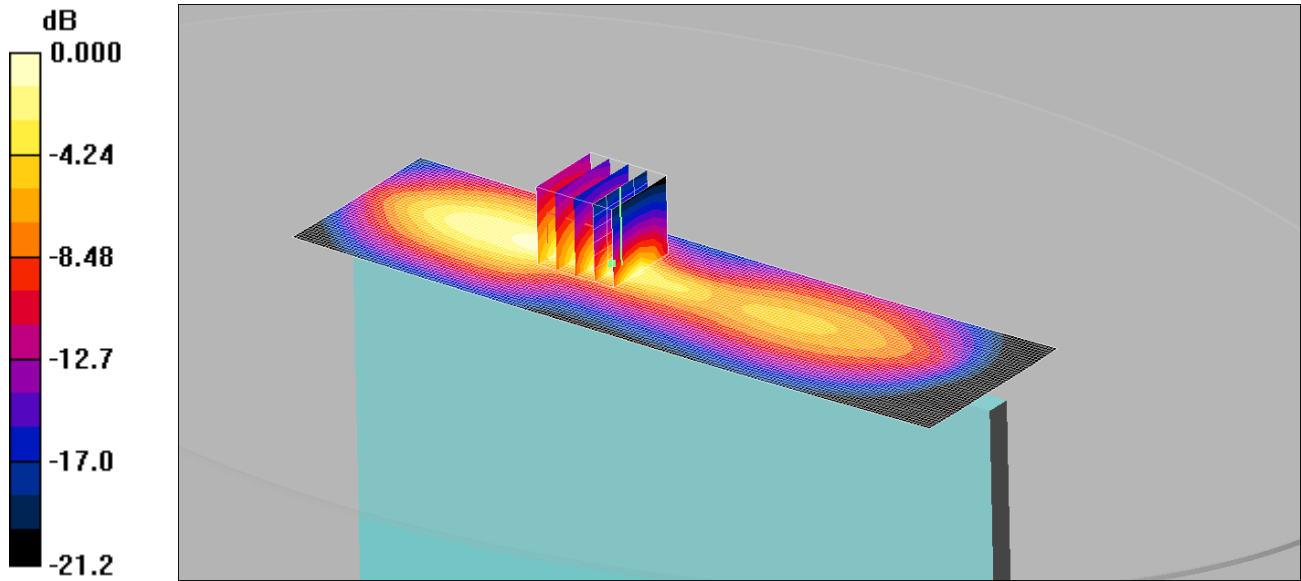
SAR(1 g) = 0.288 mW/g; SAR(10 g) = 0.145 mW/g

Maximum value of SAR (measured) = 0.326 mW/g

055: Top of EUT Facing Phantom CDMA BC10 CH580 Reduced Power

Date: 16/06/2015

DUT: Inari; Type: Tablet



0 dB = 0.195mW/g

Communication System: CDMA 2000 BC10; Frequency: 820.5 MHz; Duty Cycle: 1:1

Medium: 900 MHz MSL Medium parameters used (interpolated): $f = 820.5$ MHz; $\sigma = 1$ mho/m; $\epsilon_r = 54$; $\rho = 1000$ kg/m³

Phantom section: Flat Section

DASY4 Configuration:

- Probe: ES3DV3 - SN3304; ConvF(6.17, 6.17, 6.17);
- Sensor-Surface: 4mm (Mechanical Surface Detection)
- Electronics: DAE3 Sn432; Calibrated: 20/08/2014
- Phantom: ELI v5.0; Type: QDOVA002AA;
- Measurement SW: DASY4, V4.7 Build 80; Postprocessing SW: SEMCAD, V1.8 Build 186

Top of EUT Facing Phantom - Middle/Area Scan (51x181x1): Measurement grid: dx=15mm, dy=15mm

Maximum value of SAR (interpolated) = 0.208 mW/g

Top of EUT Facing Phantom - Middle/Zoom Scan (5x5x7) (5x5x7)/Cube 0: Measurement grid: dx=8mm, dy=8mm, dz=5mm

Reference Value = 6.30 V/m; Power Drift = 0.123 dB

Peak SAR (extrapolated) = 0.505 W/kg

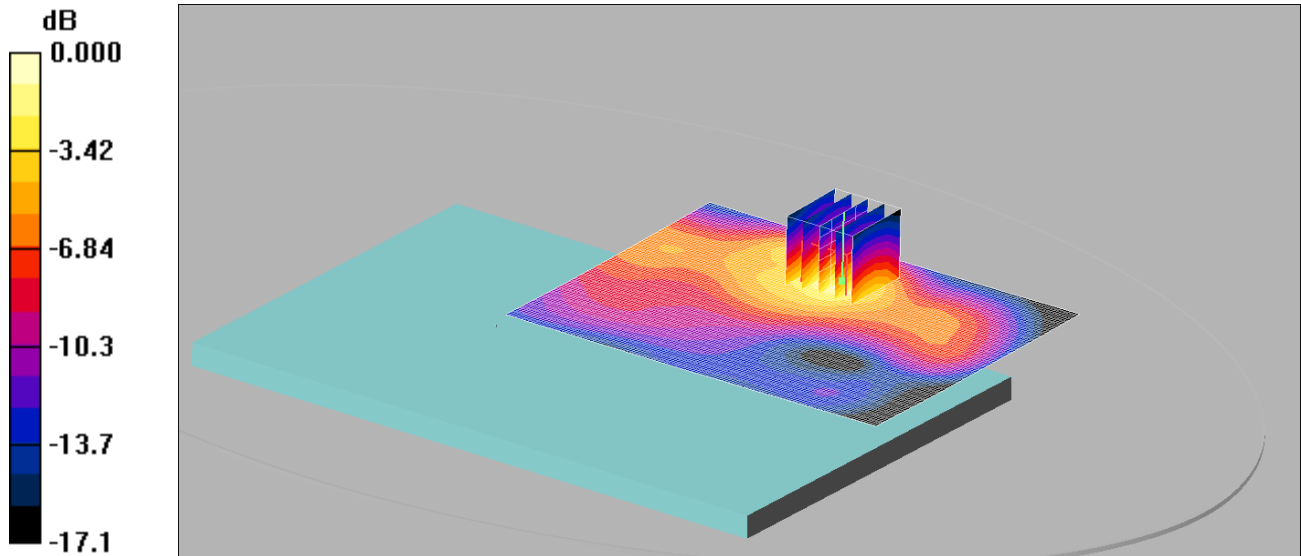
SAR(1 g) = 0.167 mW/g; SAR(10 g) = 0.076 mW/g

Maximum value of SAR (measured) = 0.195 mW/g

056: Back of EUT Facing Phantom LTE Band 2 1RB CH19100

Date: 29/06/2015

DUT: Inari; Type: Tablet



0 dB = 0.642mW/g

Communication System: LTE - Band 2 / 20MHz Channel; Frequency: 1900 MHz;Duty Cycle: 1:1
 Medium: 1900 MHz MSL Medium parameters used: f = 1900 MHz; $\sigma = 1.49$ mho/m; $\epsilon_r = 52.5$; $\rho = 1000$ kg/m³

Phantom section: Flat Section

DASY4 Configuration:

- Probe: ES3DV3 - SN3304; ConvF(4.69, 4.69, 4.69); - Sensor-Surface: 4mm
 (Mechanical Surface Detection)

- Electronics: DAE3 Sn432; Calibrated: 20/08/2014

- Phantom: ELI v5.0; Type: QDOVA002AA;

- Measurement SW: DASY4, V4.7 Build 80; Postprocessing SW: SEMCAD, V1.8 Build 186

Back of EUT Facing Phantom - High/Area Scan (91x121x1): Measurement grid: dx=15mm, dy=15mm

Maximum value of SAR (interpolated) = 0.626 mW/g

Back of EUT Facing Phantom - High/Zoom Scan (5x5x7) (5x5x7)/Cube 0: Measurement grid: dx=8mm, dy=8mm, dz=5mm

Reference Value = 14.0 V/m; Power Drift = 0.004 dB

Peak SAR (extrapolated) = 1.01 W/kg

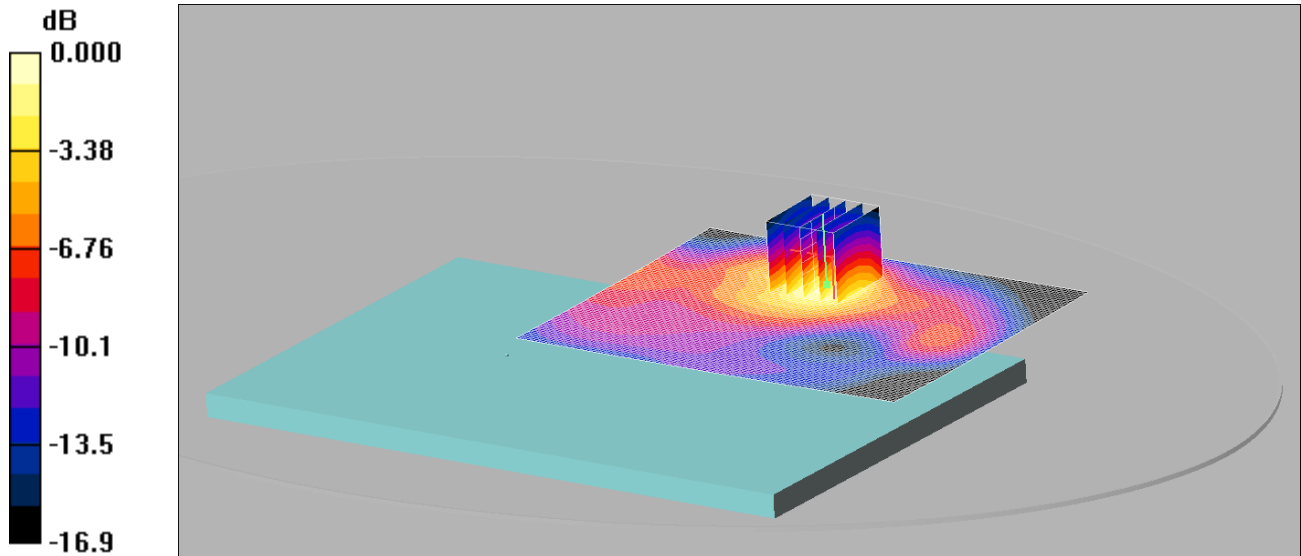
SAR(1 g) = 0.578 mW/g; SAR(10 g) = 0.319 mW/g

Maximum value of SAR (measured) = 0.642 mW/g

057: Back of EUT Facing Phantom LTE Band 2 50%RB CH18900

Date: 29/06/2015

DUT: Inari; Type: Tablet



0 dB = 0.534mW/g

Communication System: LTE - Band 2 / 20MHz Channel; Frequency: 1880 MHz;Duty Cycle: 1:1

Medium: 1900 MHz MSL Medium parameters used (interpolated): f = 1880 MHz; $\sigma = 1.47$ mho/m; $\epsilon_r = 52.5$; $\rho = 1000$ kg/m³

Phantom section: Flat Section

DASY4 Configuration:

- Probe: ES3DV3 - SN3304; ConvF(4.69, 4.69, 4.69);

- Sensor-Surface: 4mm

(Mechanical Surface Detection)

- Electronics: DAE3 Sn432; Calibrated: 20/08/2014

- Phantom: ELI v5.0; Type: QDOVA002AA;

- Measurement SW: DASY4, V4.7 Build 80; Postprocessing SW: SEMCAD, V1.8 Build 186

Back of EUT Facing Phantom - Middle/Area Scan (91x121x1): Measurement grid: dx=15mm, dy=15mm

Maximum value of SAR (interpolated) = 0.544 mW/g

Back of EUT Facing Phantom - Middle/Zoom Scan (5x5x7) (5x5x7)/Cube 0: Measurement grid: dx=8mm, dy=8mm, dz=5mm

Reference Value = 12.4 V/m; Power Drift = 0.000 dB

Peak SAR (extrapolated) = 0.832 W/kg

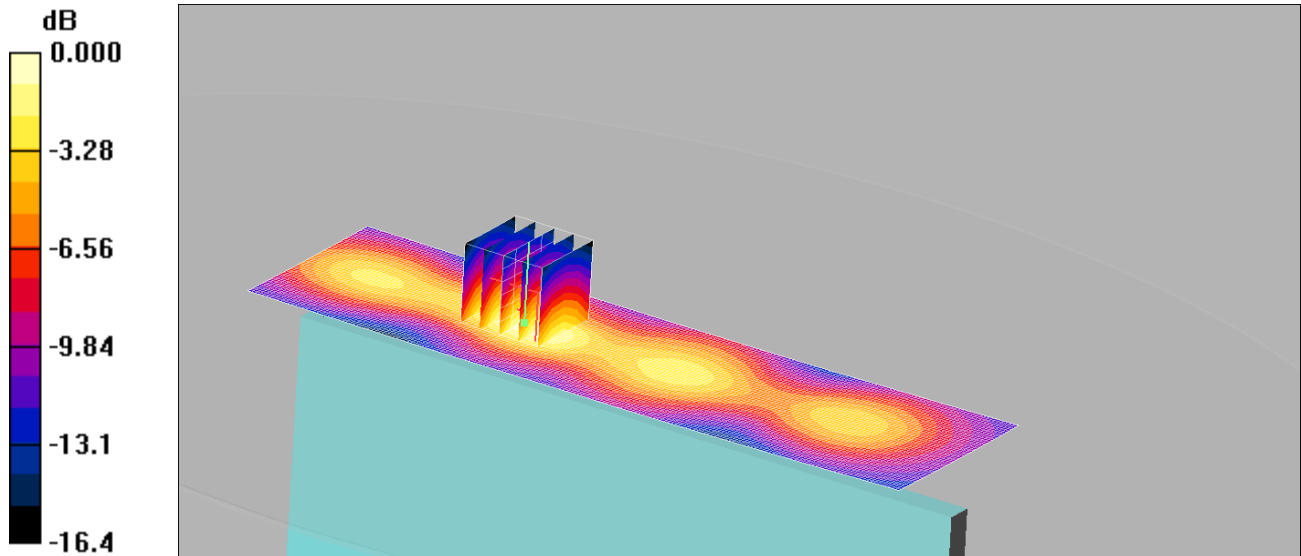
SAR(1 g) = 0.480 mW/g; SAR(10 g) = 0.267 mW/g

Maximum value of SAR (measured) = 0.534 mW/g

058: Top of EUT Facing Phantom LTE Band 2 1RB CH19100

Date: 30/06/2015

DUT: Inari; Type: Tablet



0 dB = 0.503mW/g

Communication System: LTE - Band 2 / 20MHz Channel; Frequency: 1900 MHz;Duty Cycle: 1:1
 Medium: 1900 MHz MSL Medium parameters used: f = 1900 MHz; $\sigma = 1.49$ mho/m; $\epsilon_r = 52.5$; $\rho = 1000$ kg/m³

Phantom section: Flat Section

DASY4 Configuration:

- Probe: ES3DV3 - SN3304; ConvF(4.69, 4.69, 4.69); - Sensor-Surface: 4mm
 (Mechanical Surface Detection)

- Electronics: DAE3 Sn432; Calibrated: 20/08/2014

- Phantom: ELI v5.0; Type: QDOVA002AA;

- Measurement SW: DASY4, V4.7 Build 80; Postprocessing SW: SEMCAD, V1.8 Build 186

Top of EUT Facing Phantom - High/Area Scan (51x181x1): Measurement grid: dx=15mm, dy=15mm

Maximum value of SAR (interpolated) = 0.496 mW/g

Top of EUT Facing Phantom - High/Zoom Scan (5x5x7) (5x5x7)/Cube 0: Measurement grid: dx=8mm, dy=8mm, dz=5mm

Reference Value = 9.20 V/m; Power Drift = -0.006 dB

Peak SAR (extrapolated) = 0.747 W/kg

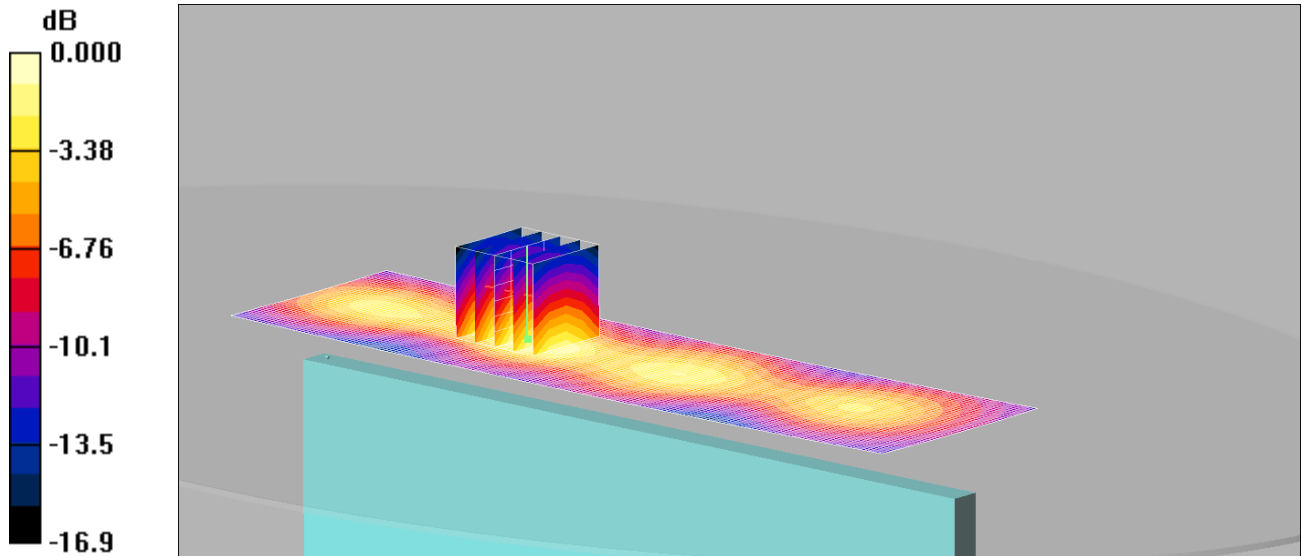
SAR(1 g) = 0.452 mW/g; SAR(10 g) = 0.258 mW/g

Maximum value of SAR (measured) = 0.503 mW/g

059: Top of EUT Facing Phantom LTE Band 2 50%RB CH18900

Date: 30/06/2015

DUT: Inari; Type: Tablet



0 dB = 0.356mW/g

Communication System: LTE - Band 2 / 20MHz Channel; Frequency: 1880 MHz;Duty Cycle: 1:1

Medium: 1900 MHz MSL Medium parameters used (interpolated): f = 1880 MHz; $\sigma = 1.47$ mho/m; $\epsilon_r = 52.5$; $\rho = 1000$ kg/m³

Phantom section: Flat Section

DASY4 Configuration:

- Probe: ES3DV3 - SN3304; ConvF(4.69, 4.69, 4.69);

- Sensor-Surface: 4mm

(Mechanical Surface Detection)

- Electronics: DAE3 Sn432; Calibrated: 20/08/2014

- Phantom: ELI v5.0; Type: QDOVA002AA;

- Measurement SW: DASY4, V4.7 Build 80; Postprocessing SW: SEMCAD, V1.8 Build 186

Top of EUT Facing Phantom - Middle/Area Scan (51x181x1): Measurement grid: dx=15mm, dy=15mm

Maximum value of SAR (interpolated) = 0.353 mW/g

Top of EUT Facing Phantom - Middle/Zoom Scan (5x5x7) (5x5x7)/Cube 0: Measurement grid: dx=8mm, dy=8mm, dz=5mm

Reference Value = 10.3 V/m; Power Drift = -0.003 dB

Peak SAR (extrapolated) = 0.526 W/kg

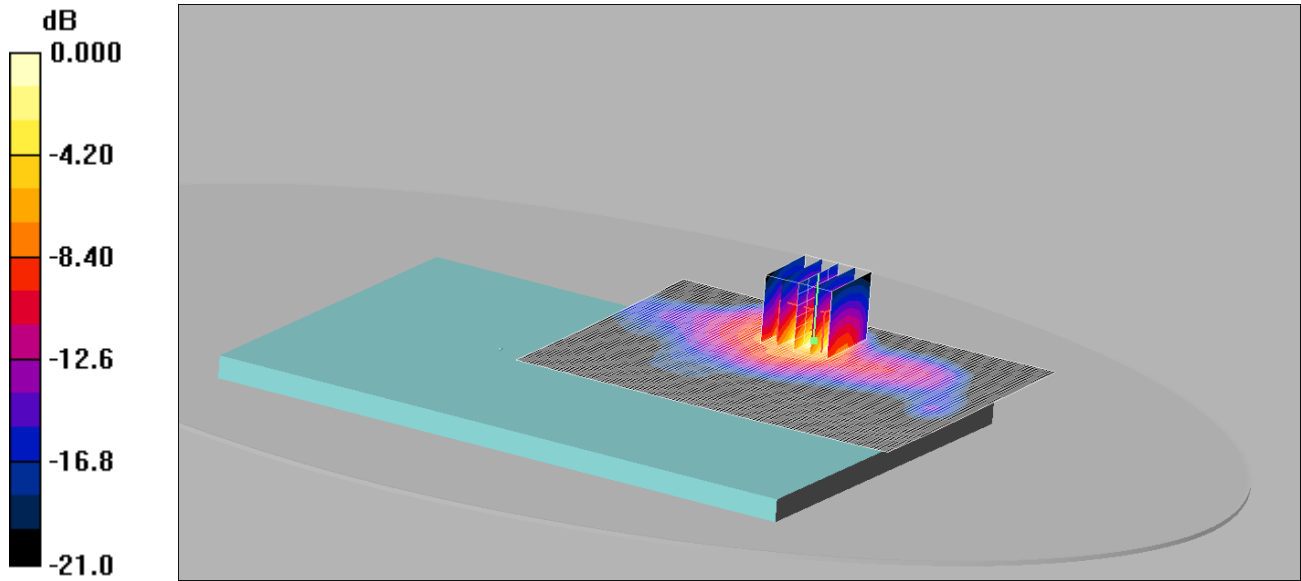
SAR(1 g) = 0.319 mW/g; SAR(10 g) = 0.182 mW/g

Maximum value of SAR (measured) = 0.356 mW/g

060: Back of EUT Facing Phantom LTE Band 2 1RB CH18700 Reduced Power

Date: 26/06/2015

DUT: Inari; Type: Tablet



0 dB = 0.646mW/g

Communication System: LTE - Band 2 / 20MHz Channel; Frequency: 1860 MHz;Duty Cycle: 1:1

Medium: 1900 MHz MSL Medium parameters used (interpolated): f = 1860 MHz; $\sigma = 1.45$ mho/m; $\epsilon_r = 52.6$; $\rho = 1000$ kg/m³

Phantom section: Flat Section

DASY4 Configuration:

- Probe: ES3DV3 - SN3304; ConvF(4.69, 4.69, 4.69);
- Sensor-Surface: 4mm (Mechanical Surface Detection)
- Electronics: DAE3 Sn432; Calibrated: 20/08/2014
- Phantom: ELI v5.0; Type: QDOVA002AA;
- Measurement SW: DASY4, V4.7 Build 80; Postprocessing SW: SEMCAD, V1.8 Build 186

Back of EUT Facing Phantom - Low/Area Scan (91x121x1): Measurement grid: dx=15mm, dy=15mm

Maximum value of SAR (interpolated) = 0.616 mW/g

Back of EUT Facing Phantom - Low/Zoom Scan (5x5x7) (5x5x7)/Cube 0: Measurement grid: dx=8mm, dy=8mm, dz=5mm

Reference Value = 8.48 V/m; Power Drift = -0.004 dB

Peak SAR (extrapolated) = 1.26 W/kg


SAR(1 g) = 0.551 mW/g; SAR(10 g) = 0.232 mW/g

Maximum value of SAR (measured) = 0.646 mW/g

061: Back of EUT Facing Phantom LTE Band 2 50%RB CH18700 Reduced Power

Date: 26/06/2015

DUT: Inari; Type: Tablet



0 dB = 0.605mW/g

Communication System: LTE - Band 2 / 20MHz Channel; Frequency: 1860 MHz;Duty Cycle: 1:1

Medium: 1900 MHz MSL Medium parameters used (interpolated): f = 1860 MHz; $\sigma = 1.45 \text{ mho/m}$; $\epsilon_r = 52.6$; $\rho = 1000 \text{ kg/m}^3$

Phantom section: Flat Section

DASY4 Configuration:

- Probe: ES3DV3 - SN3304; ConvF(4.69, 4.69, 4.69);
(Mechanical Surface Detection)

- Sensor-Surface: 4mm

- Electronics: DAE3 Sn432; Calibrated: 20/08/2014

- Phantom: ELI v5.0; Type: QDOVA002AA;

- Measurement SW: DASY4, V4.7 Build 80; Postprocessing SW: SEMCAD, V1.8 Build 186

Back of EUT Facing Phantom - Low/Area Scan (91x121x1): Measurement grid: dx=15mm, dy=15mm

Maximum value of SAR (interpolated) = 0.575 mW/g

Back of EUT Facing Phantom - Low/Zoom Scan (5x5x7) (5x5x7)/Cube 0: Measurement grid: dx=8mm, dy=8mm, dz=5mm

Reference Value = 8.19 V/m; Power Drift = -0.002 dB

Peak SAR (extrapolated) = 1.18 W/kg

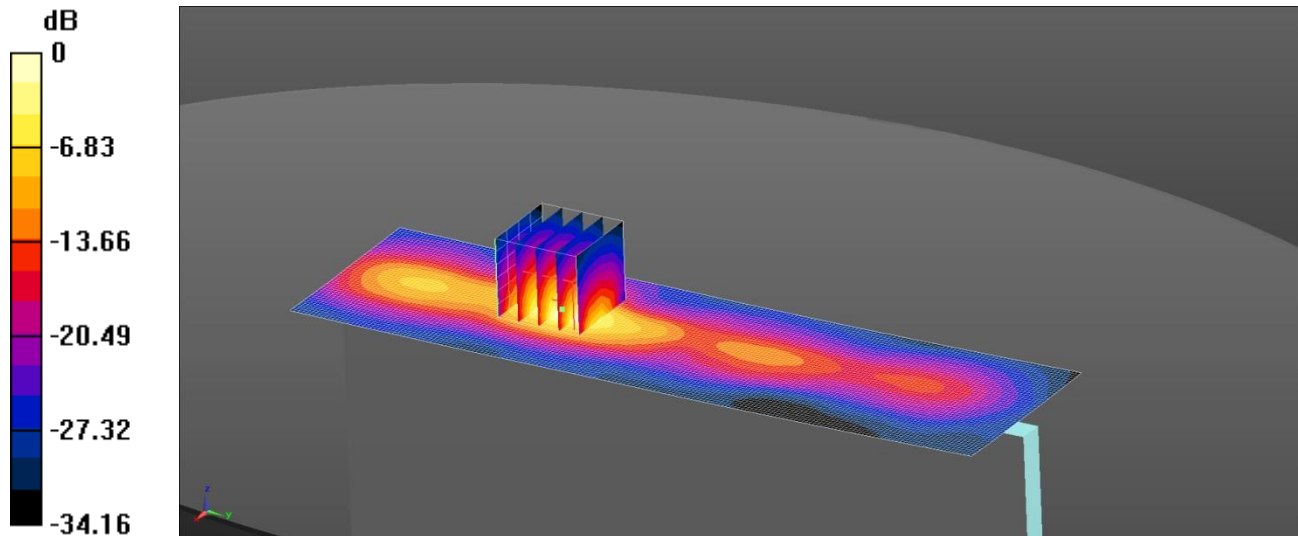
SAR(1 g) = 0.513 mW/g; SAR(10 g) = 0.216 mW/g

Maximum value of SAR (measured) = 0.605 mW/g

062: Top of EUT Facing Phantom LTE Band 2 1RB CH18700 Reduced Power

Date: 26/06/15

DUT: Inari; Type: Tablet



0 dB = 0.850 W/kg = -0.71 dBW/kg

Communication System: UID 0, LTE - Band 2 / 20MHz Channel; Frequency: 1860 MHz; Duty Cycle: 1:1

Medium: 1900 MHz MSL Medium parameters used (interpolated): $f = 1860$ MHz; $\sigma = 1.452$ S/m; $\epsilon_r = 52.623$; $\rho = 1000$ kg/m³

Phantom section: Flat Section

DASY4 Configuration:

- Probe: ES3DV3 - SN3304; ConvF(4.69, 4.69, 4.69); Calibrated: 21/08/14;

- Sensor-Surface:

4mm (Mechanical Surface Detection)

- Electronics: DAE3 Sn432; Calibrated: 20/08/14

- Phantom: ELI v5.0; Type: QDOVA002AA;

- ; SEMCAD X Version 14.6.10 (7331)

Configuration/Top of EUT Facing Phantom - Low/Area Scan (51x181x1): Interpolated grid: dx=1.500 mm, dy=1.500 mm

Maximum value of SAR (interpolated) = 0.850 W/kg

Configuration/Top of EUT Facing Phantom - Low/Zoom Scan (5x5x7) (5x5x7)/Cube 0: Measurement grid: dx=8mm, dy=8mm, dz=5mm

Reference Value = 5.038 V/m; Power Drift = 0.09 dB

Peak SAR (extrapolated) = 1.61 W/kg

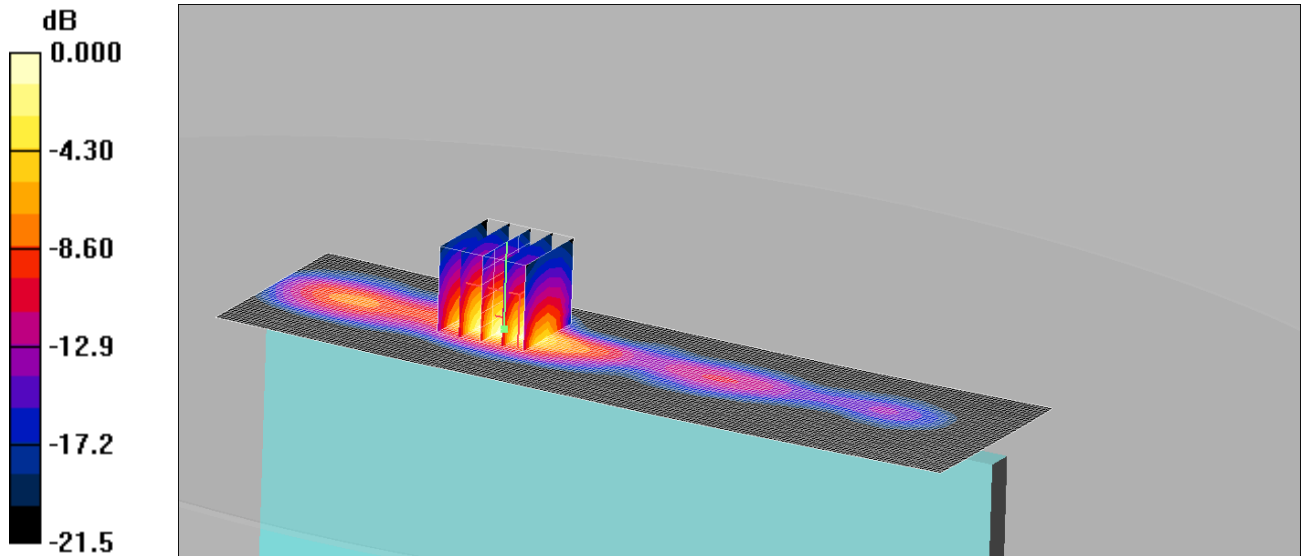
SAR(1 g) = 0.701 W/kg; SAR(10 g) = 0.291 W/kg

Maximum value of SAR (measured) = 0.790 W/kg

063: Top of EUT Facing Phantom LTE Band 2 1RB CH18900 Reduced Power

Date: 29/06/2015

DUT: Inari; Type: Tablet



0 dB = 0.406mW/g

Communication System: LTE - Band 2 / 20MHz Channel; Frequency: 1880 MHz;Duty Cycle: 1:1

Medium: 1900 MHz MSL Medium parameters used (interpolated): $f = 1880$ MHz; $\sigma = 1.47$ mho/m; $\epsilon_r = 52.5$; $\rho = 1000$ kg/m³

Phantom section: Flat Section

DASY4 Configuration:

- Probe: ES3DV3 - SN3304; ConvF(4.69, 4.69, 4.69);

- Sensor-Surface: 4mm

(Mechanical Surface Detection)

- Electronics: DAE3 Sn432; Calibrated: 20/08/2014

- Phantom: ELI v5.0; Type: QDOVA002AA;

- Measurement SW: DASY4, V4.7 Build 80; Postprocessing SW: SEMCAD, V1.8 Build 186

Top of EUT Facing Phantom - Middle/Area Scan (51x181x1): Measurement grid: dx=15mm, dy=15mm

Maximum value of SAR (interpolated) = 0.439 mW/g

Top of EUT Facing Phantom - Middle/Zoom Scan (5x5x7) (5x5x7)/Cube 0: Measurement grid: dx=8mm, dy=8mm, dz=5mm

Reference Value = 3.73 V/m; Power Drift = -0.007 dB

Peak SAR (extrapolated) = 0.838 W/kg

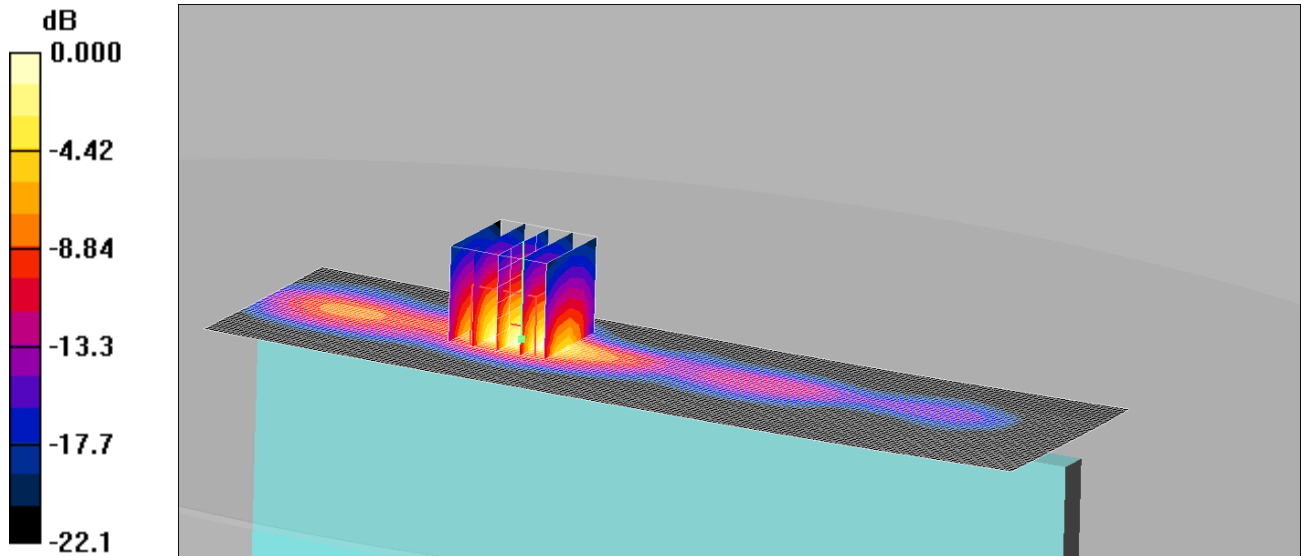
SAR(1 g) = 0.364 mW/g; SAR(10 g) = 0.152 mW/g

Maximum value of SAR (measured) = 0.406 mW/g

064: Top of EUT Facing Phantom LTE Band 2 1RB CH19100 Reduced Power

Date: 29/06/2015

DUT: Inari; Type: Tablet



0 dB = 0.479mW/g

Communication System: LTE - Band 2 / 20MHz Channel; Frequency: 1900 MHz;Duty Cycle: 1:1

Medium: 1900 MHz MSL Medium parameters used: $f = 1900 \text{ MHz}$; $\sigma = 1.49 \text{ mho/m}$; $\epsilon_r = 52.5$; $\rho = 1000 \text{ kg/m}^3$

Phantom section: Flat Section

DASY4 Configuration:

- Probe: ES3DV3 - SN3304; ConvF(4.69, 4.69, 4.69);

- Sensor-Surface: 4mm

(Mechanical Surface Detection)

- Electronics: DAE3 Sn432; Calibrated: 20/08/2014

- Phantom: ELI v5.0; Type: QDOVA002AA;

- Measurement SW: DASY4, V4.7 Build 80; Postprocessing SW: SEMCAD, V1.8 Build 186

Top of EUT Facing Phantom - High/Area Scan (51x181x1): Measurement grid: dx=15mm, dy=15mm

Maximum value of SAR (interpolated) = 0.528 mW/g

Top of EUT Facing Phantom - High/Zoom Scan (5x5x7) (5x5x7)/Cube 0: Measurement grid: dx=8mm, dy=8mm, dz=5mm

Reference Value = 3.91 V/m; Power Drift = 0.021 dB

Peak SAR (extrapolated) = 0.983 W/kg

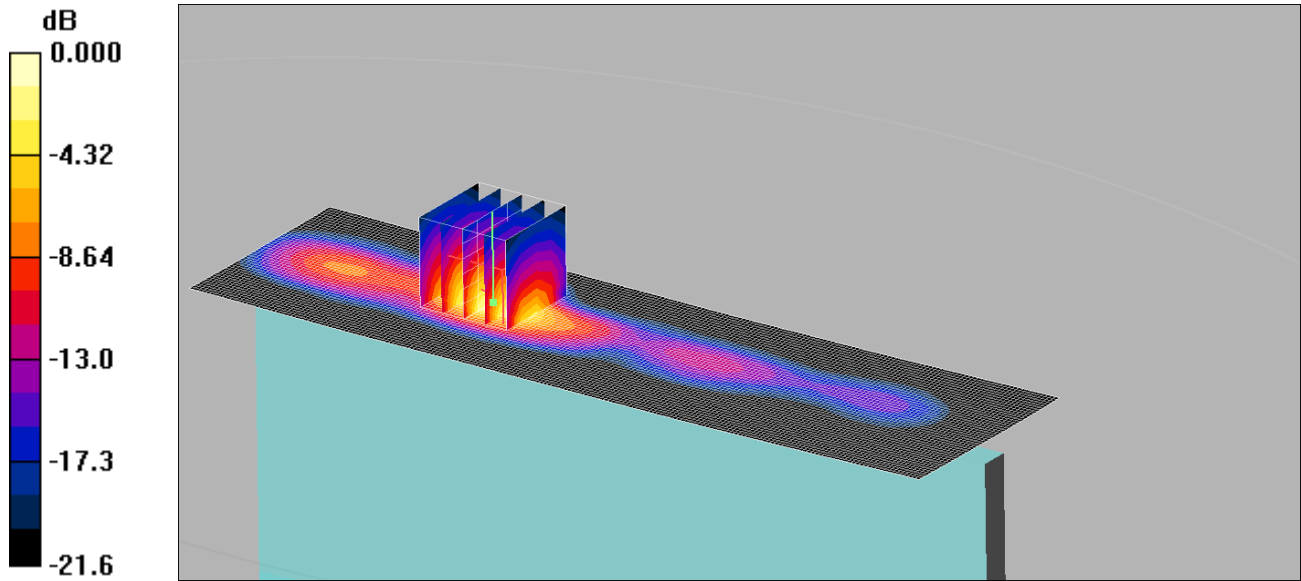
SAR(1 g) = 0.429 mW/g; SAR(10 g) = 0.179 mW/g

Maximum value of SAR (measured) = 0.479 mW/g

065: Top of EUT Facing Phantom LTE Band 2 50%RB CH18700 Reduced Power

Date: 26/06/2015

DUT: Inari; Type: Tablet



0 dB = 0.620mW/g

Communication System: LTE - Band 2 / 20MHz Channel; Frequency: 1860 MHz; Duty Cycle: 1:1

Medium: 1900 MHz MSL Medium parameters used (interpolated): $f = 1860$ MHz; $\sigma = 1.45$ mho/m; $\epsilon_r = 52.6$; $\rho = 1000$ kg/m³

Phantom section: Flat Section

DASY4 Configuration:

- Probe: ES3DV3 - SN3304; ConvF(4.69, 4.69, 4.69);

- Sensor-Surface: 4mm

(Mechanical Surface Detection)

- Electronics: DAE3 Sn432; Calibrated: 20/08/2014

- Phantom: ELI v5.0; Type: QDOVA002AA;

- Measurement SW: DASY4, V4.7 Build 80; Postprocessing SW: SEMCAD, V1.8 Build 186

Top of EUT Facing Phantom - Low/Area Scan (51x181x1): Measurement grid: dx=15mm, dy=15mm

Maximum value of SAR (interpolated) = 0.658 mW/g

Top of EUT Facing Phantom - Low/Zoom Scan (5x5x7) (5x5x7)/Cube 0: Measurement grid: dx=8mm, dy=8mm, dz=5mm

Reference Value = 4.55 V/m; Power Drift = 0.025 dB

Peak SAR (extrapolated) = 1.28 W/kg

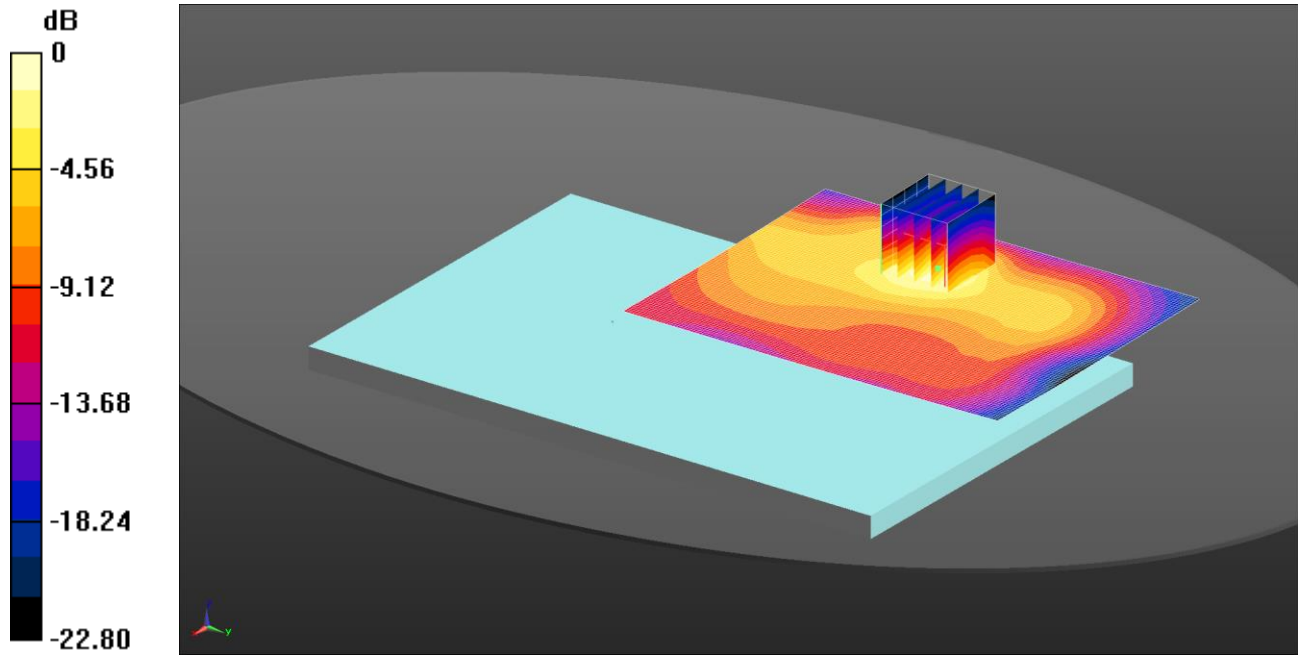
SAR(1 g) = 0.553 mW/g; SAR(10 g) = 0.229 mW/g

Maximum value of SAR (measured) = 0.620 mW/g

066: Back of EUT Facing Phantom LTE Band 4 1RB CH20050

Date: 19/6/2015

DUT: Inari; Type: Tablet



0 dB = 0.633 W/kg = -1.99 dBW/kg

Communication System: UID 0, LTE FDD Bands - 20MHz Channel BW (0); Frequency: 1720 MHz; Duty Cycle: 1:1
 Medium: 1800 MHz MSL Medium parameters used (interpolated): f = 1720 MHz; $\sigma = 1.496$ S/m; $\epsilon_r = 52.606$; $\rho = 1000$ kg/m³

Phantom section: Flat Section

DASY4 Configuration:

- Probe: ES3DV3 - SN3304; ConvF(4.86, 4.86, 4.86); Calibrated: 21/8/2014;
- Sensor-Surface: 4mm (Mechanical Surface Detection)
- Electronics: DAE3 Sn432; Calibrated: 20/8/2014
- Phantom: ELI v5.0; Type: QDOVA002AA;
- ; SEMCAD X Version 14.6.10 (7331)

Configuration/Back of EUT Facing Phantom - Low/Area Scan (91x121x1): Interpolated grid: dx=1.500 mm, dy=1.500 mm

Maximum value of SAR (interpolated) = 0.633 W/kg

Configuration/Back of EUT Facing Phantom - Low/Zoom Scan (5x5x7) (5x5x7)/Cube 0: Measurement grid: dx=8mm, dy=8mm, dz=5mm

Reference Value = 6.488 V/m; Power Drift = 0.07 dB

Peak SAR (extrapolated) = 0.992 W/kg

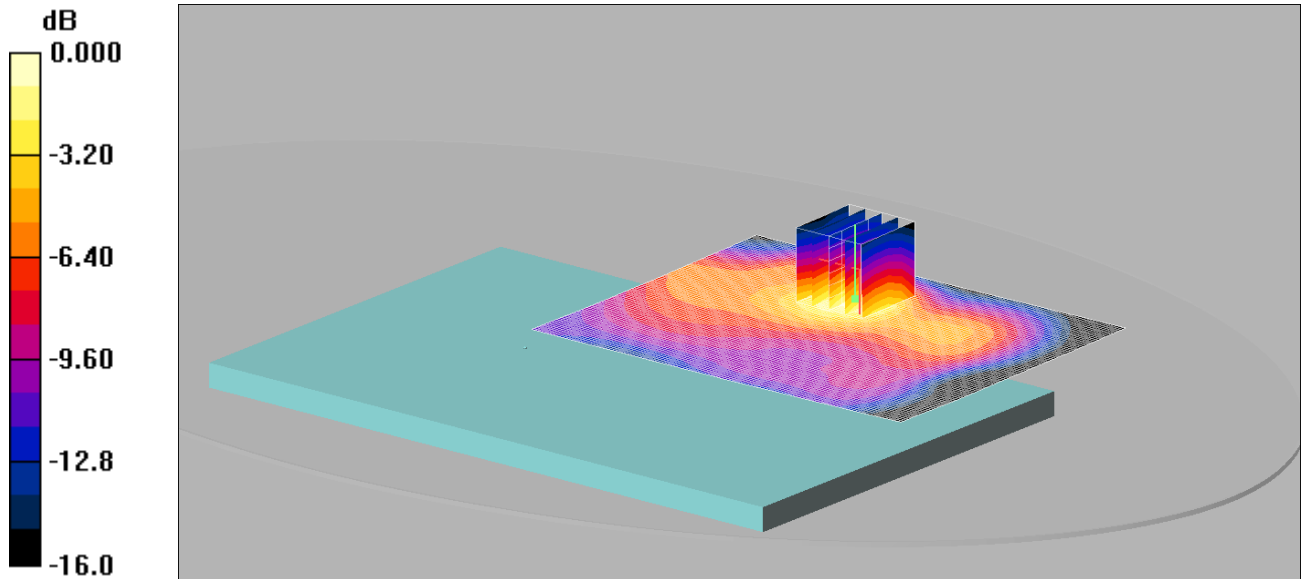
SAR(1 g) = 0.564 W/kg; SAR(10 g) = 0.315 W/kg

Maximum value of SAR (measured) = 0.623 W/kg

067: Back of EUT Facing Phantom LTE Band 4 50%RB CH20175

Date: 20/06/2015

DUT: Inari; Type: Tablet



0 dB = 0.521mW/g

Communication System: LTE - Band 4 / 20MHz Channel; Frequency: 1732.5 MHz; Duty Cycle: 1:1

Medium: 1800 MHz MSL Medium parameters used (interpolated): $f = 1732.5$ MHz; $\sigma = 1.51$ mho/m; $\epsilon_r = 52.6$; $\rho = 1000$ kg/m³

Phantom section: Flat Section

DASY4 Configuration:

- Probe: ES3DV3 - SN3304; ConvF(4.86, 4.86, 4.86);

- Sensor-Surface: 4mm

(Mechanical Surface Detection)

- Electronics: DAE3 Sn432; Calibrated: 20/08/2014

- Phantom: ELI v5.0; Type: QDOVA002AA;

- Measurement SW: DASY4, V4.7 Build 80; Postprocessing SW: SEMCAD, V1.8 Build 186

Back of EUT Facing Phantom - Middle/Area Scan (91x121x1): Measurement grid: dx=15mm, dy=15mm

Maximum value of SAR (interpolated) = 0.545 mW/g

Back of EUT Facing Phantom - Middle/Zoom Scan (5x5x7) (5x5x7)/Cube 0: Measurement grid: dx=8mm, dy=8mm, dz=5mm

Reference Value = 5.97 V/m; Power Drift = 0.146 dB

Peak SAR (extrapolated) = 0.835 W/kg

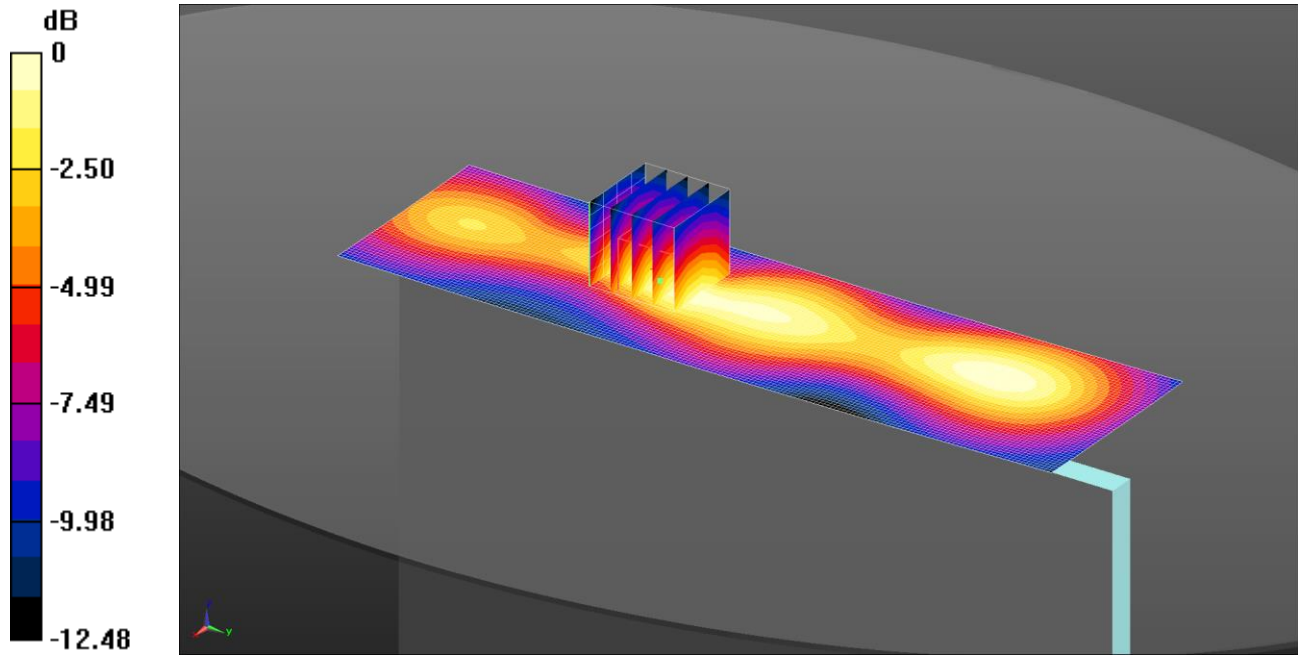
SAR(1 g) = 0.479 mW/g; SAR(10 g) = 0.269 mW/g

Maximum value of SAR (measured) = 0.521 mW/g

068: Top of EUT Facing Phantom LTE Band 4 1RB CH20050

Date: 20/6/2015

DUT: Inari; Type: Tablet



0 dB = 0.315 W/kg = -5.02 dBW/kg

Communication System: UID 0, LTE FDD Bands - 20MHz Channel BW (0); Frequency: 1720 MHz; Duty Cycle: 1:1
 Medium: 1800 MHz MSL Medium parameters used (interpolated): f = 1720 MHz; $\sigma = 1.496$ S/m; $\epsilon_r = 52.606$; $\rho = 1000$ kg/m³

Phantom section: Flat Section

DASY4 Configuration:

- Probe: ES3DV3 - SN3304; ConvF(4.86, 4.86, 4.86); Calibrated: 21/8/2014;
- Sensor-Surface: 4mm (Mechanical Surface Detection)
- Electronics: DAE3 Sn432; Calibrated: 20/8/2014
- Phantom: ELI v5.0; Type: QDOVA002AA;
- ; SEMCAD X Version 14.6.10 (7331)

Configuration/Top of EUT Facing Phantom - Low/Area Scan (51x181x1): Interpolated grid: dx=1.500 mm, dy=1.500 mm
 Maximum value of SAR (interpolated) = 0.315 W/kg

Configuration/Top of EUT Facing Phantom - Low/Zoom Scan (5x5x7) (5x5x7)/Cube 0: Measurement grid: dx=8mm, dy=8mm, dz=5mm

Reference Value = 8.789 V/m; Power Drift = -0.02 dB

Peak SAR (extrapolated) = 0.479 W/kg

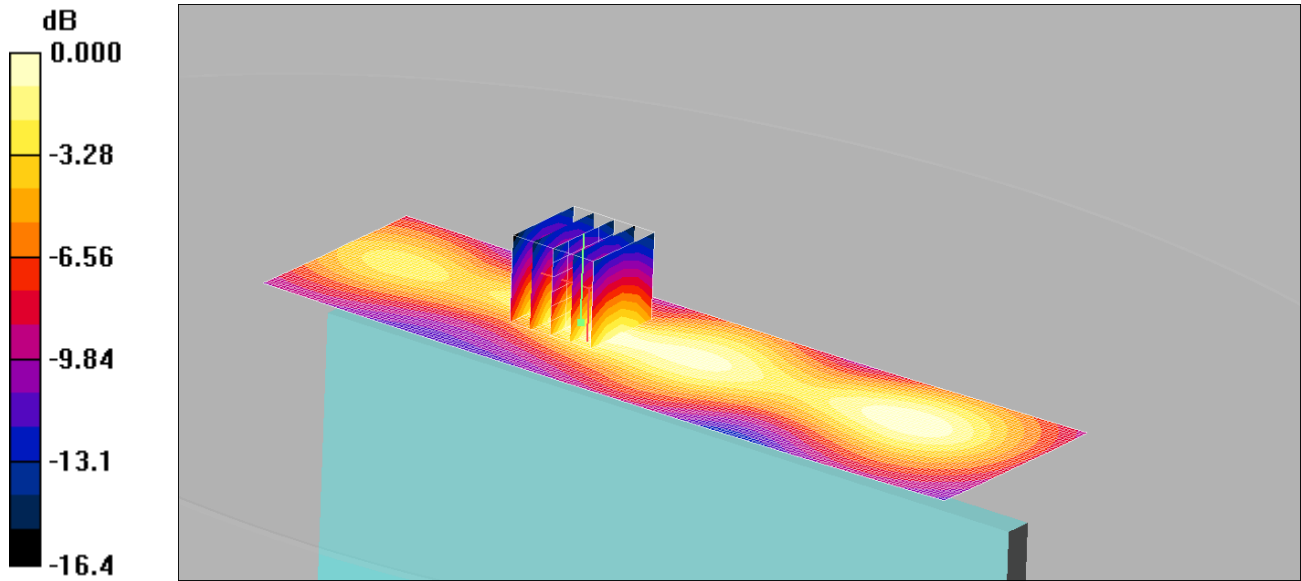
SAR(1 g) = 0.282 W/kg; SAR(10 g) = 0.161 W/kg

Maximum value of SAR (measured) = 0.313 W/kg

069: Top of EUT Facing Phantom LTE Band 4 50%RB CH20175

Date: 20/06/2015

DUT: Inari; Type: Tablet



0 dB = 0.254mW/g

Communication System: LTE - Band 4 / 20MHz Channel; Frequency: 1732.5 MHz; Duty Cycle: 1:1

Medium: 1800 MHz MSL Medium parameters used (interpolated): $f = 1732.5$ MHz; $\sigma = 1.51$ mho/m; $\epsilon_r = 52.6$; $\rho = 1000$ kg/m³

Phantom section: Flat Section

DASY4 Configuration:

- Probe: ES3DV3 - SN3304; ConvF(4.86, 4.86, 4.86);
- Sensor-Surface: 4mm (Mechanical Surface Detection)
- Electronics: DAE3 Sn432; Calibrated: 20/08/2014
- Phantom: ELI v5.0; Type: QDOVA002AA;
- Measurement SW: DASY4, V4.7 Build 80; Postprocessing SW: SEMCAD, V1.8 Build 186

Top of EUT Facing Phantom - Middle/Area Scan (51x181x1): Measurement grid: dx=15mm, dy=15mm

Maximum value of SAR (interpolated) = 0.255 mW/g

Top of EUT Facing Phantom - Middle/Zoom Scan (5x5x7) (5x5x7)/Cube 0: Measurement grid: dx=8mm, dy=8mm, dz=5mm

Reference Value = 6.04 V/m; Power Drift = -0.066 dB

Peak SAR (extrapolated) = 0.391 W/kg

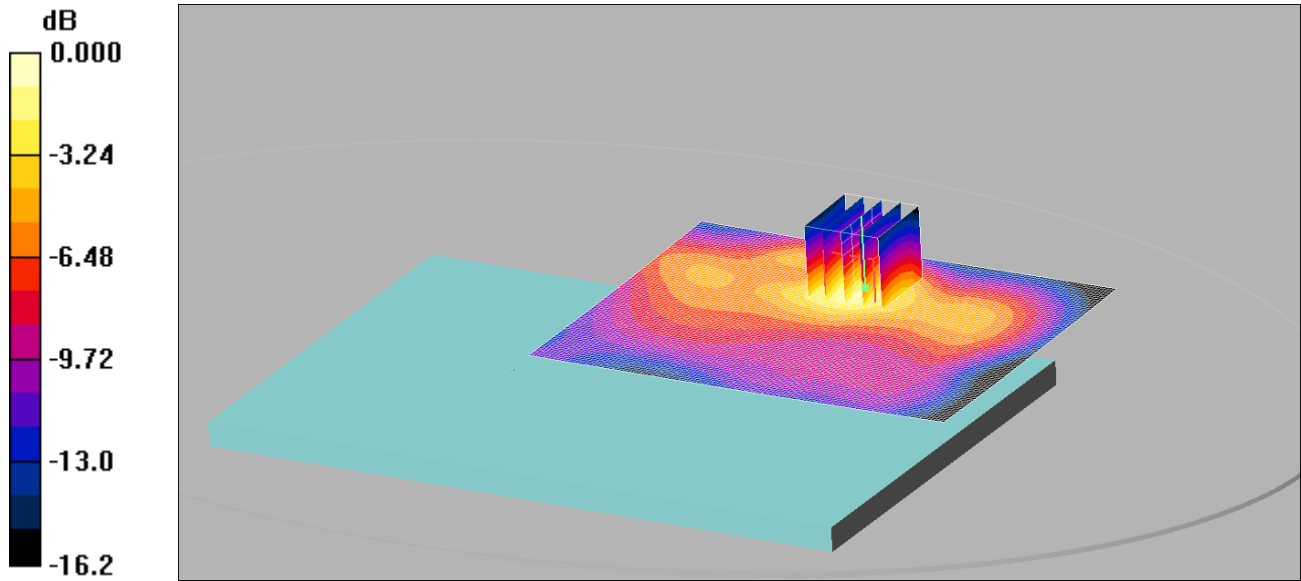
SAR(1 g) = 0.230 mW/g; SAR(10 g) = 0.130 mW/g

Maximum value of SAR (measured) = 0.254 mW/g

070: Back of EUT Facing Phantom LTE Band 4 1RB CH20175

Date: 22/06/2015

DUT: Inari; Type: Tablet



0 dB = 0.640mW/g

Communication System: LTE - Band 4 / 20MHz Channel; Frequency: 1732.5 MHz; Duty Cycle: 1:1

Medium: 1800 MHz MSL Medium parameters used (interpolated): $f = 1732.5$ MHz; $\sigma = 1.51$ mho/m; $\epsilon_r = 52.6$; $\rho = 1000$ kg/m³

Phantom section: Flat Section

DASY4 Configuration:

- Probe: ES3DV3 - SN3304; ConvF(4.86, 4.86, 4.86);
- Sensor-Surface: 4mm (Mechanical Surface Detection)
- Electronics: DAE3 Sn432; Calibrated: 20/08/2014
- Phantom: ELI v5.0; Type: QDOVA002AA;
- Measurement SW: DASY4, V4.7 Build 80; Postprocessing SW: SEMCAD, V1.8 Build 186

Back of EUT Facing Phantom - Middle/Area Scan (91x121x1): Measurement grid: dx=15mm, dy=15mm

Maximum value of SAR (interpolated) = 0.662 mW/g

Back of EUT Facing Phantom - Middle/Zoom Scan (5x5x7) (5x5x7)/Cube 0: Measurement grid: dx=8mm, dy=8mm, dz=5mm

Reference Value = 14.7 V/m; Power Drift = 0.040 dB

Peak SAR (extrapolated) = 1.03 W/kg

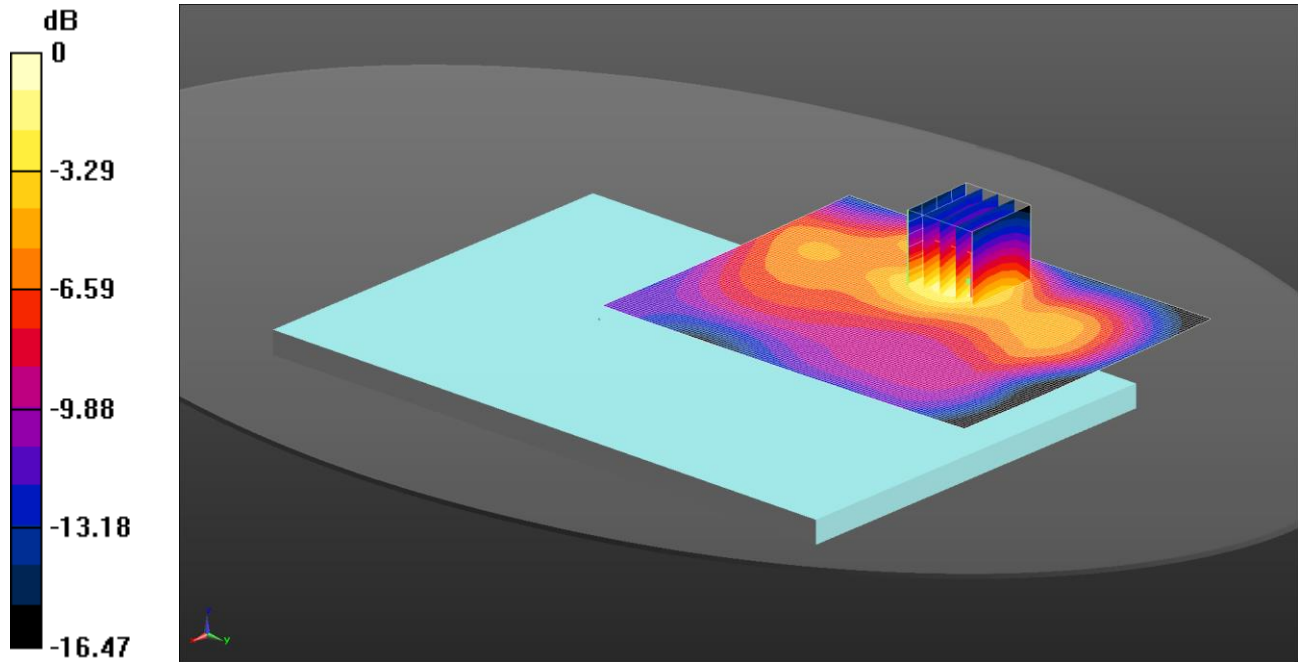
SAR(1 g) = 0.590 mW/g; SAR(10 g) = 0.330 mW/g

Maximum value of SAR (measured) = 0.640 mW/g

071: Back of EUT Facing Phantom LTE Band 4 1RB CH20300

Date: 22/6/2015

DUT: Inari; Type: Tablet



0 dB = 0.674 W/kg = -1.71 dBW/kg

Communication System: UID 0, LTE FDD Bands - 20MHz Channel BW (0); Frequency: 1745 MHz; Duty Cycle: 1:1
 Medium: 1800 MHz MSL Medium parameters used (interpolated): $f = 1745$ MHz; $\sigma = 1.521$ S/m; $\epsilon_r = 52.511$; $\rho = 1000$ kg/m³

Phantom section: Flat Section

DASY4 Configuration:

- Probe: ES3DV3 - SN3304; ConvF(4.86, 4.86, 4.86); Calibrated: 21/8/2014;
- Sensor-Surface: 4mm (Mechanical Surface Detection)
- Electronics: DAE3 Sn432; Calibrated: 20/8/2014
- Phantom: ELI v5.0; Type: QDOVA002AA;
- ; SEMCAD X Version 14.6.10 (7331)

Configuration/Back of EUT Facing Phantom - High/Area Scan (91x121x1): Interpolated grid: dx=1.500 mm, dy=1.500 mm

Maximum value of SAR (interpolated) = 0.676 W/kg

Configuration/Back of EUT Facing Phantom - High/Zoom Scan (5x5x7) (5x5x7)/Cube 0: Measurement grid: dx=8mm, dy=8mm, dz=5mm

Reference Value = 14.71 V/m; Power Drift = 0.05 dB

Peak SAR (extrapolated) = 1.07 W/kg

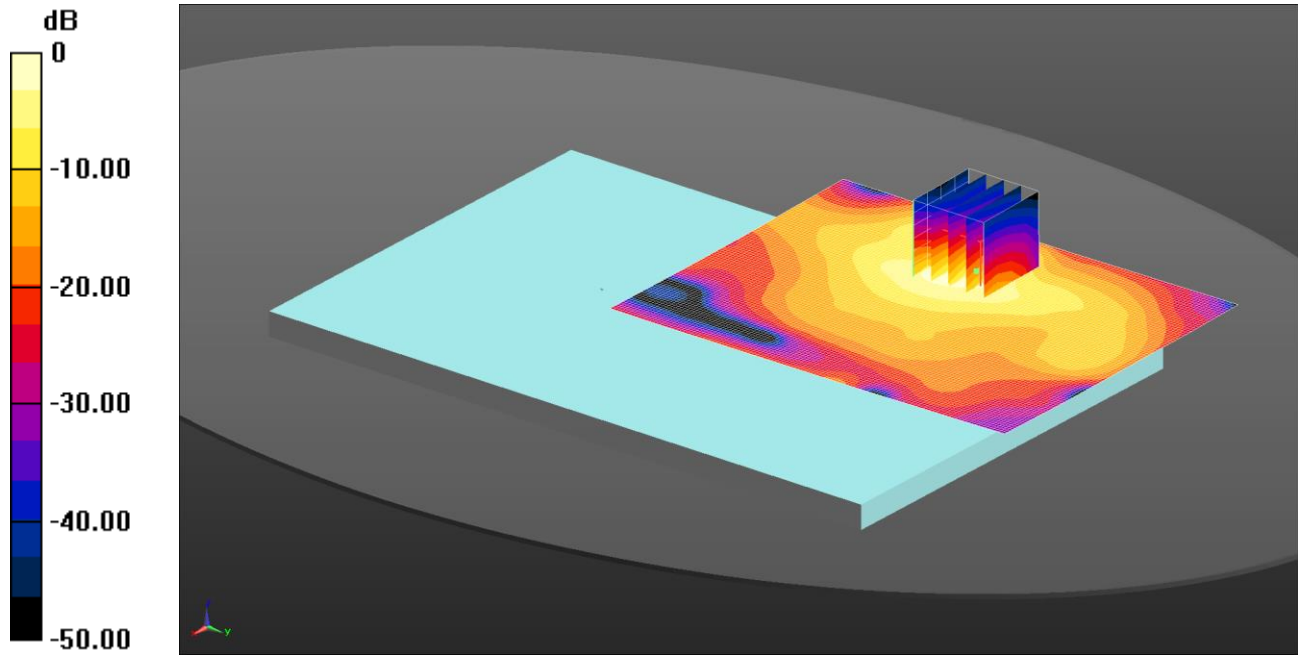
SAR(1 g) = 0.614 W/kg; SAR(10 g) = 0.341 W/kg

Maximum value of SAR (measured) = 0.674 W/kg

072: Back of EUT Facing Phantom LTE Band 4 1RB CH20050 Reduced Power

Date: 22/6/2015

DUT: Inari; Type: Tablet



0 dB = 0.397 W/kg = -4.01 dBW/kg

Communication System: UID 0, LTE FDD Bands - 20MHz Channel BW (0); Frequency: 1720 MHz; Duty Cycle: 1:1
 Medium: 1800 MHz MSL Medium parameters used (interpolated): f = 1720 MHz; $\sigma = 1.496$ S/m; $\epsilon_r = 52.606$; $\rho = 1000$ kg/m³

Phantom section: Flat Section

DASY4 Configuration:

- Probe: ES3DV3 - SN3304; ConvF(4.86, 4.86, 4.86); Calibrated: 21/8/2014;
- Sensor-Surface: 4mm (Mechanical Surface Detection)
- Electronics: DAE3 Sn432; Calibrated: 20/8/2014
- Phantom: ELI v5.0; Type: QDOVA002AA;
- ; SEMCAD X Version 14.6.10 (7331)

Configuration/Back of EUT Facing Phantom - Low/Area Scan (91x121x1): Interpolated grid: dx=1.500 mm, dy=1.500 mm

Maximum value of SAR (interpolated) = 0.397 W/kg

Configuration/Back of EUT Facing Phantom - Low/Zoom Scan (5x5x7) (5x5x7)/Cube 0: Measurement grid: dx=8mm, dy=8mm, dz=5mm

Reference Value = 10.47 V/m; Power Drift = 0.08 dB

Peak SAR (extrapolated) = 0.861 W/kg

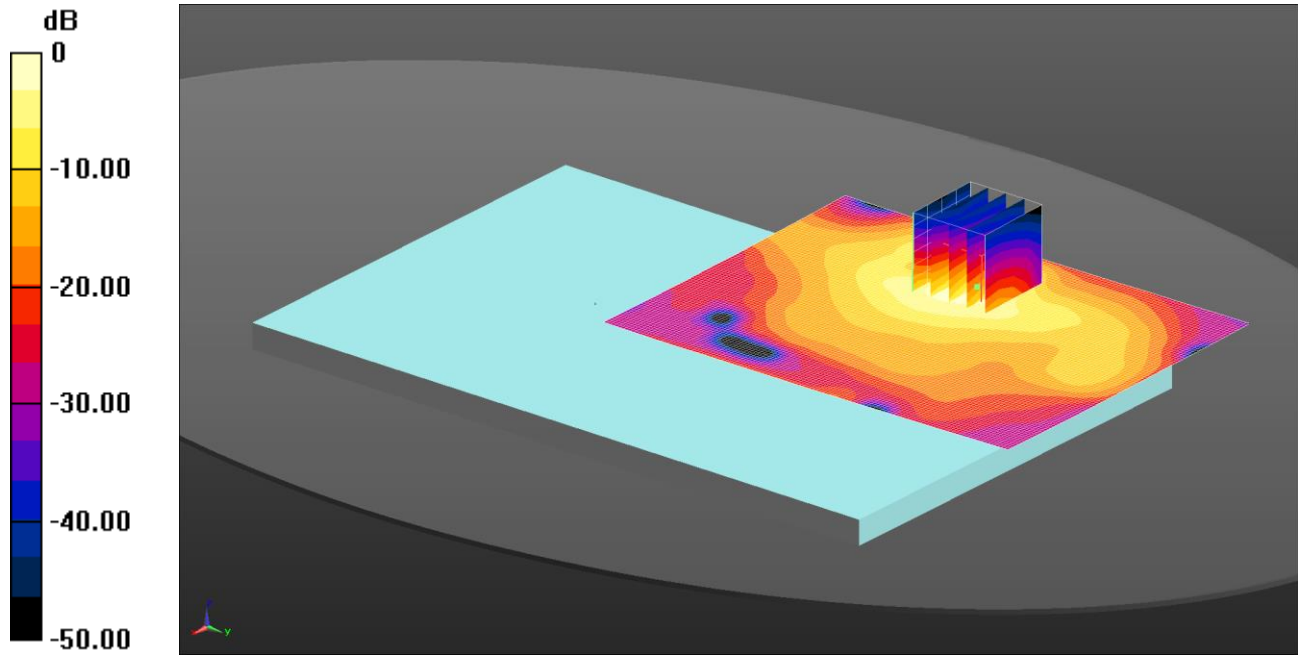
SAR(1 g) = 0.390 W/kg; SAR(10 g) = 0.182 W/kg

Maximum value of SAR (measured) = 0.407 W/kg

073: Back of EUT Facing Phantom LTE Band 4 50%RB CH20050 Reduced Power

Date: 20/6/2015

DUT: Inari; Type: Tablet



0 dB = 0.458 W/kg = -3.40 dBW/kg

Communication System: UID 0, LTE FDD Bands - 20MHz Channel BW (0); Frequency: 1720 MHz; Duty Cycle: 1:1
 Medium: 1800 MHz MSL Medium parameters used (interpolated): $f = 1720$ MHz; $\sigma = 1.496$ S/m; $\epsilon_r = 52.606$; $\rho = 1000$ kg/m³

Phantom section: Flat Section

DASY4 Configuration:

- Probe: ES3DV3 - SN3304; ConvF(4.86, 4.86, 4.86); Calibrated: 21/8/2014;
- Sensor-Surface: 4mm (Mechanical Surface Detection)
- Electronics: DAE3 Sn432; Calibrated: 20/8/2014
- Phantom: ELI v5.0; Type: QDOVA002AA;
- ; SEMCAD X Version 14.6.10 (7331)

Configuration/Back of EUT Facing Phantom - Low/Area Scan (91x121x1): Interpolated grid: dx=1.500 mm, dy=1.500 mm

Maximum value of SAR (interpolated) = 0.458 W/kg

Configuration/Back of EUT Facing Phantom - Low/Zoom Scan (5x5x7) (5x5x7)/Cube 0: Measurement grid: dx=8mm, dy=8mm, dz=5mm

Reference Value = 11.03 V/m; Power Drift = 0.07 dB

Peak SAR (extrapolated) = 0.970 W/kg

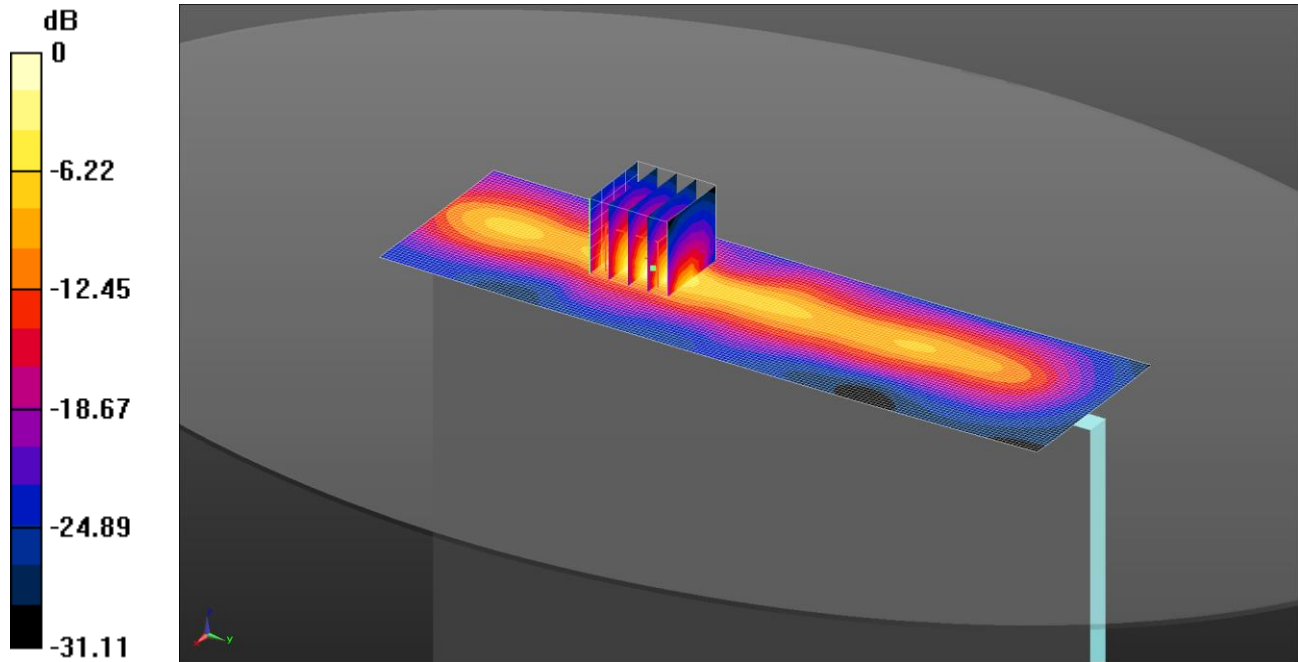
SAR(1 g) = 0.437 W/kg; SAR(10 g) = 0.201 W/kg

Maximum value of SAR (measured) = 0.483 W/kg

074: Top of EUT Facing Phantom LTE Band 4 1RB CH20000 Reduced Power

Date: 22/6/2015

DUT: Inari; Type: Tablet



0 dB = 0.651 W/kg = -1.86 dBW/kg

Communication System: UID 0, LTE FDD Bands - 20MHz Channel BW (0); Frequency: 1720 MHz; Duty Cycle: 1:1
 Medium: 1800 MHz MSL Medium parameters used (interpolated): $f = 1720$ MHz; $\sigma = 1.496$ S/m; $\epsilon_r = 52.606$; $\rho = 1000$ kg/m³
 Phantom section: Flat Section

DASY4 Configuration:

- Probe: ES3DV3 - SN3304; ConvF(4.86, 4.86, 4.86); Calibrated: 21/8/2014;
- Sensor-Surface: 4mm (Mechanical Surface Detection)
- Electronics: DAE3 Sn432; Calibrated: 20/8/2014
- Phantom: ELI v5.0; Type: QDOVA002AA;
- ; SEMCAD X Version 14.6.10 (7331)

Configuration/Top of EUT Facing Phantom - Low/Area Scan (51x181x1): Interpolated grid: dx=1.500 mm, dy=1.500 mm
 Maximum value of SAR (interpolated) = 0.651 W/kg

Configuration/Top of EUT Facing Phantom - Low/Zoom Scan (5x5x7) (5x5x7)/Cube 0: Measurement grid: dx=8mm, dy=8mm, dz=5mm

Reference Value = 5.649 V/m; Power Drift = -0.02 dB

Peak SAR (extrapolated) = 1.29 W/kg

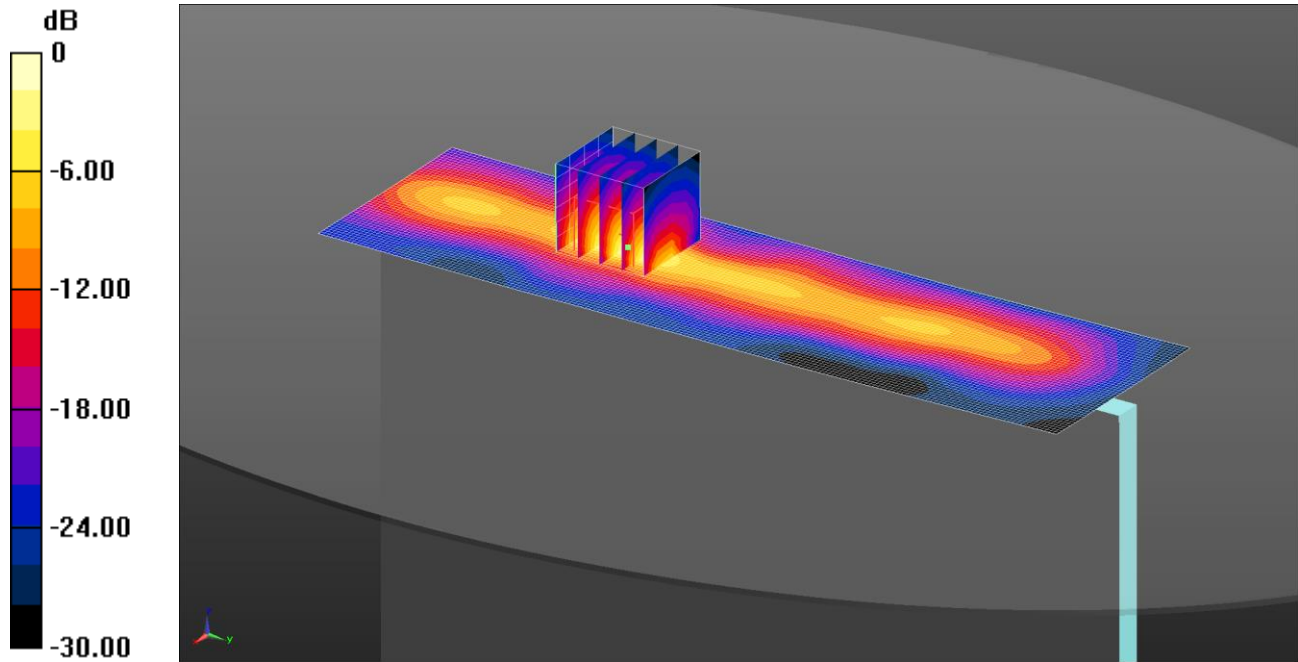
SAR(1 g) = 0.530 W/kg; SAR(10 g) = 0.222 W/kg

Maximum value of SAR (measured) = 0.607 W/kg

075: Top of EUT Facing Phantom LTE Band 4 50%RB CH20050 Reduced Power

Date: 22/6/2015

DUT: Inari; Type: Tablet



0 dB = 0.572 W/kg = -2.43 dBW/kg

Communication System: UID 0, LTE - Band 4 / 10MHz Channel; Frequency: 1715 MHz; Duty Cycle: 1:1

Medium: 1800 MHz MSL Medium parameters used (interpolated): $f = 1715$ MHz; $\sigma = 1.491$ S/m; $\epsilon_r = 52.625$; $\rho = 1000$ kg/m³

Phantom section: Flat Section

DASY4 Configuration:

- Probe: ES3DV3 - SN3304; ConvF(4.86, 4.86, 4.86); Calibrated: 21/8/2014;
- Sensor-Surface: 4mm (Mechanical Surface Detection)
- Electronics: DAE3 Sn432; Calibrated: 20/8/2014
- Phantom: ELI v5.0; Type: QDOVA002AA;
- ; SEMCAD X Version 14.6.10 (7331)

Configuration/Top of EUT Facing Phantom - Low/Area Scan (51x181x1): Interpolated grid: dx=1.500 mm, dy=1.500 mm

Maximum value of SAR (interpolated) = 0.572 W/kg

Configuration/Top of EUT Facing Phantom - Low/Zoom Scan (5x5x7) (5x5x7)/Cube 0: Measurement grid: dx=8mm,

dy=8mm, dz=5mm

Reference Value = 4.355 V/m; Power Drift = 0.11 dB

Peak SAR (extrapolated) = 1.15 W/kg

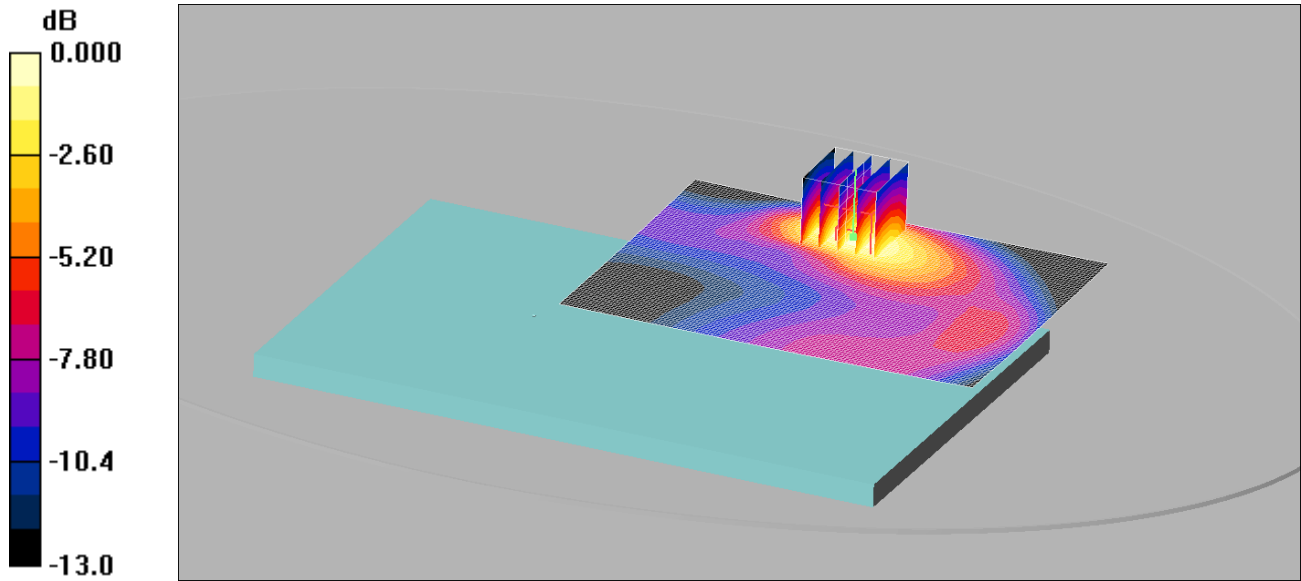
SAR(1 g) = 0.468 W/kg; SAR(10 g) = 0.195 W/kg

Maximum value of SAR (measured) = 0.537 W/kg

076: Back of EUT Facing Phantom LTE Band 5 1RB CH20525

Date: 16/06/2015

DUT: Inari; Type: Tablet



0 dB = 0.565mW/g

Communication System: LTE Band 5 / 10MHz; Frequency: 836.5 MHz; Duty Cycle: 1:1

Medium: 900 MHz MSL Medium parameters used (interpolated): $f = 836.5$ MHz; $\sigma = 1.01$ mho/m; $\epsilon_r = 53.9$; $\rho = 1000$ kg/m³

Phantom section: Flat Section

DASY4 Configuration:

- Probe: ES3DV3 - SN3304; ConvF(6.17, 6.17, 6.17);

- Sensor-Surface: 4mm

(Mechanical Surface Detection)

- Electronics: DAE3 Sn432; Calibrated: 20/08/2014

- Phantom: ELI v5.0; Type: QDOVA002AA;

- Measurement SW: DASY4, V4.7 Build 80; Postprocessing SW: SEMCAD, V1.8 Build 186

Back of EUT Facing Phantom - Middle/Area Scan (91x121x1): Measurement grid: dx=15mm, dy=15mm

Maximum value of SAR (interpolated) = 0.540 mW/g

Back of EUT Facing Phantom - Middle/Zoom Scan (5x5x7) (5x5x7)/Cube 0: Measurement grid: dx=8mm, dy=8mm, dz=5mm

Reference Value = 12.2 V/m; Power Drift = 0.090 dB

Peak SAR (extrapolated) = 0.824 W/kg

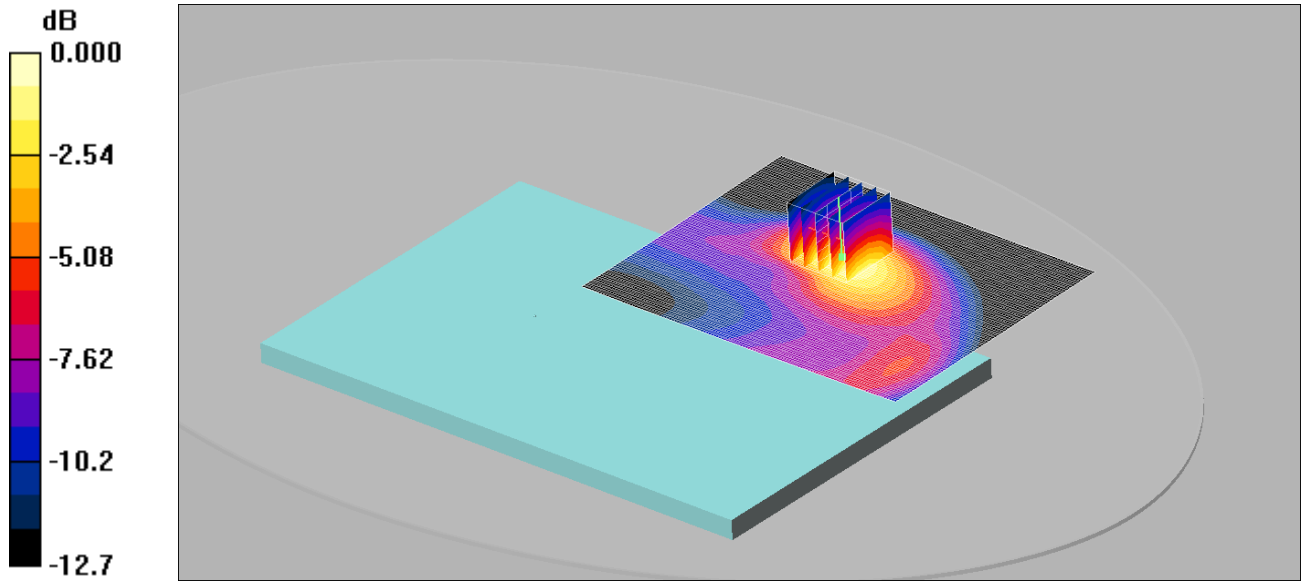
SAR(1 g) = 0.513 mW/g; SAR(10 g) = 0.310 mW/g

Maximum value of SAR (measured) = 0.565 mW/g

077: Back of EUT Facing Phantom LTE Band 5 50%RB CH20450

Date: 16/06/2015

DUT: Inari; Type: Tablet



0 dB = 0.459mW/g

Communication System: LTE Band 5 / 10MHz; Frequency: 829 MHz; Duty Cycle: 1:1

Medium: 900 MHz MSL Medium parameters used (interpolated): $f = 829 \text{ MHz}$; $\sigma = 1.01 \text{ mho/m}$; $\epsilon_r = 54$; $\rho = 1000 \text{ kg/m}^3$

Phantom section: Flat Section

DASY4 Configuration:

- Probe: ES3DV3 - SN3304; ConvF(6.17, 6.17, 6.17);
(Mechanical Surface Detection)

- Sensor-Surface: 4mm

- Electronics: DAE3 Sn432; Calibrated: 20/08/2014

- Phantom: ELI v5.0; Type: QDOVA002AA;

- Measurement SW: DASY4, V4.7 Build 80; Postprocessing SW: SEMCAD, V1.8 Build 186

Back of EUT Facing Phantom - Low/Area Scan (91x121x1): Measurement grid: $dx=15\text{mm}$, $dy=15\text{mm}$

Maximum value of SAR (interpolated) = 0.436 mW/g

Back of EUT Facing Phantom - Low/Zoom Scan (5x5x7) (5x5x7)/Cube 0: Measurement grid: $dx=8\text{mm}$, $dy=8\text{mm}$, $dz=5\text{mm}$

Reference Value = 7.81 V/m; Power Drift = -0.046 dB

Peak SAR (extrapolated) = 0.671 W/kg

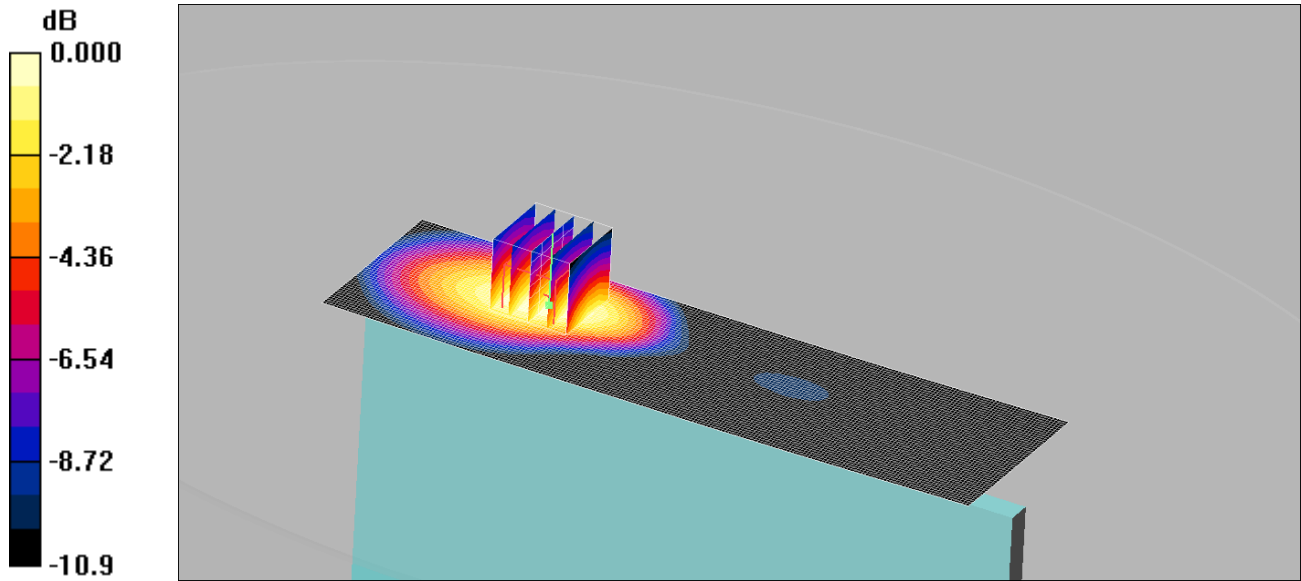
SAR(1 g) = 0.417 mW/g; SAR(10 g) = 0.253 mW/g

Maximum value of SAR (measured) = 0.459 mW/g

078: Top of EUT Facing Phantom LTE Band 5 1RB CH20525

Date: 17/06/2015

DUT: Inari; Type: Tablet



0 dB = 0.353mW/g

Communication System: LTE Band 5 / 10MHz; Frequency: 836.5 MHz; Duty Cycle: 1:1

Medium: 900 MHz MSL Medium parameters used (interpolated): $f = 836.5$ MHz; $\sigma = 1.01$ mho/m; $\epsilon_r = 53.9$; $\rho = 1000$ kg/m³

Phantom section: Flat Section

DASY4 Configuration:

- Probe: ES3DV3 - SN3304; ConvF(6.17, 6.17, 6.17);
(Mechanical Surface Detection)

- Sensor-Surface: 4mm

- Electronics: DAE3 Sn432; Calibrated: 20/08/2014

- Phantom: ELI v5.0; Type: QDOVA002AA;

- Measurement SW: DASY4, V4.7 Build 80; Postprocessing SW: SEMCAD, V1.8 Build 186

Top of EUT Facing Phantom - Middle/Area Scan (51x181x1): Measurement grid: dx=15mm, dy=15mm

Maximum value of SAR (interpolated) = 0.358 mW/g

Top of EUT Facing Phantom - Middle/Zoom Scan (5x5x7) (5x5x7)/Cube 0: Measurement grid: dx=8mm, dy=8mm, dz=5mm

Reference Value = 15.2 V/m; Power Drift = -0.067 dB

Peak SAR (extrapolated) = 0.473 W/kg

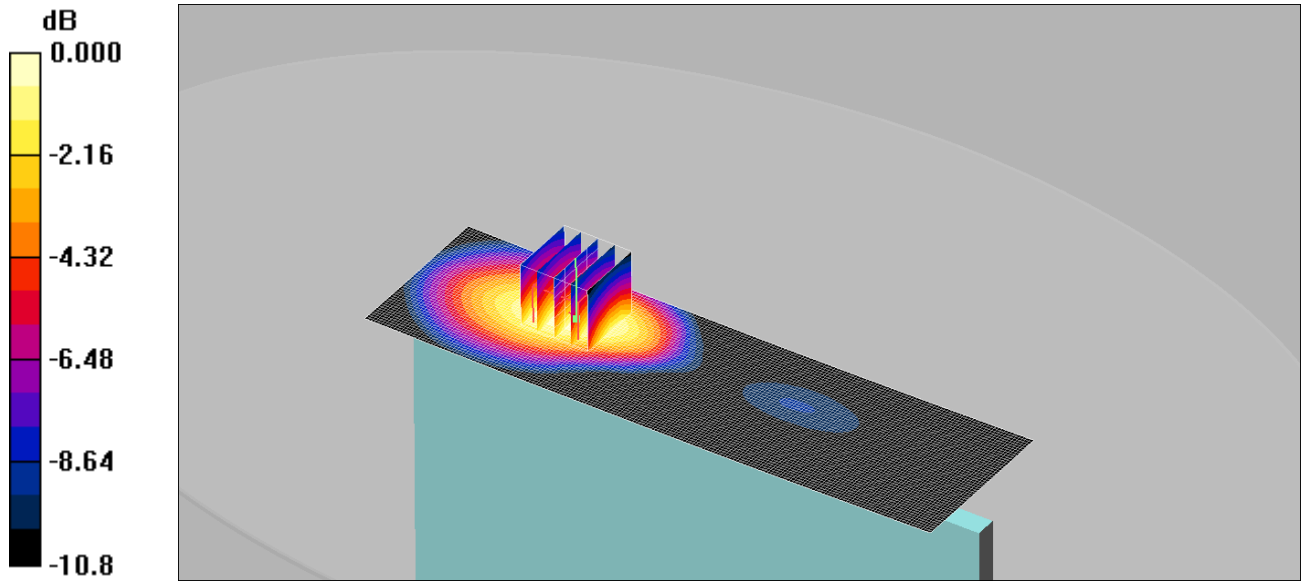
SAR(1 g) = 0.329 mW/g; SAR(10 g) = 0.223 mW/g

Maximum value of SAR (measured) = 0.353 mW/g

079: Top of EUT Facing Phantom LTE Band 5 50%RB CH20450

Date: 16/06/2015

DUT: Inari; Type: Tablet



0 dB = 0.290mW/g

Communication System: LTE Band 5 / 10MHz; Frequency: 829 MHz;Duty Cycle: 1:1

Medium: 900 MHz MSL Medium parameters used (interpolated): f = 829 MHz; $\sigma = 1.01$ mho/m; $\epsilon_r = 54$; $\rho = 1000$ kg/m³

Phantom section: Flat Section

DASY4 Configuration:

- Probe: ES3DV3 - SN3304; ConvF(6.17, 6.17, 6.17);

- Sensor-Surface: 4mm (Mechanical

Surface Detection)

- Electronics: DAE3 Sn432; Calibrated: 20/08/2014

- Phantom: ELI v5.0; Type: QDOVA002AA;

- Measurement SW: DASY4, V4.7 Build 80; Postprocessing SW: SEMCAD, V1.8 Build 186

Top of EUT Facing Phantom - Low/Area Scan (51x181x1): Measurement grid: dx=15mm, dy=15mm

Maximum value of SAR (interpolated) = 0.290 mW/g

Top of EUT Facing Phantom - Low/Zoom Scan (5x5x7) (5x5x7)/Cube 0: Measurement grid: dx=8mm, dy=8mm, dz=5mm

Reference Value = 14.0 V/m; Power Drift = 0.020 dB

Peak SAR (extrapolated) = 0.384 W/kg

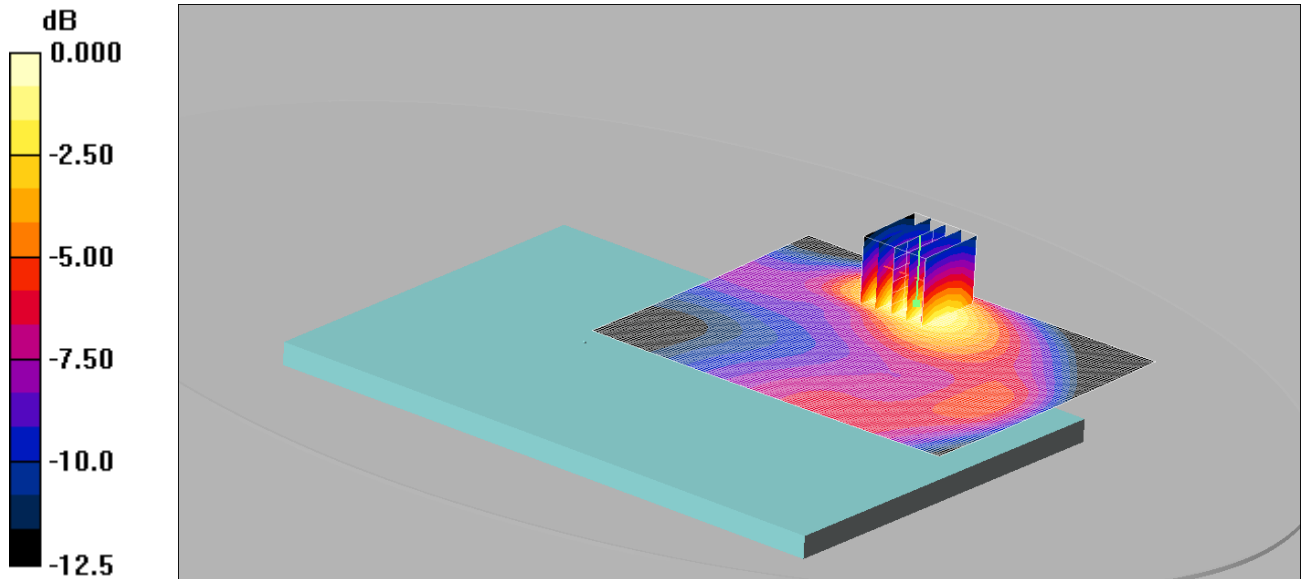
SAR(1 g) = 0.269 mW/g; SAR(10 g) = 0.182 mW/g

Maximum value of SAR (measured) = 0.290 mW/g

080: Back of EUT Facing Phantom LTE Band 5 1RB CH20450

Date: 17/06/2015

DUT: Inari; Type: Tablet



0 dB = 0.472mW/g

Communication System: LTE Band 5 / 10MHz; Frequency: 829 MHz; Duty Cycle: 1:1

Medium: 900 MHz MSL Medium parameters used (interpolated): $f = 829 \text{ MHz}$; $\sigma = 1.01 \text{ mho/m}$; $\epsilon_r = 54$; $\rho = 1000 \text{ kg/m}^3$

Phantom section: Flat Section

DASY4 Configuration:

- Probe: ES3DV3 - SN3304; ConvF(6.17, 6.17, 6.17);

- Sensor-Surface: 4mm

(Mechanical Surface Detection)

- Electronics: DAE3 Sn432; Calibrated: 20/08/2014

- Phantom: ELI v5.0; Type: QDOVA002AA;

- Measurement SW: DASY4, V4.7 Build 80; Postprocessing SW: SEMCAD, V1.8 Build 186

Back of EUT Facing Phantom - Low/Area Scan (91x121x1): Measurement grid: $dx=15\text{mm}$, $dy=15\text{mm}$

Maximum value of SAR (interpolated) = 0.462 mW/g

Back of EUT Facing Phantom - Low/Zoom Scan (5x5x7) (5x5x7)/Cube 0: Measurement grid: $dx=8\text{mm}$, $dy=8\text{mm}$, $dz=5\text{mm}$

Reference Value = 12.4 V/m; Power Drift = 0.108 dB

Peak SAR (extrapolated) = 0.678 W/kg

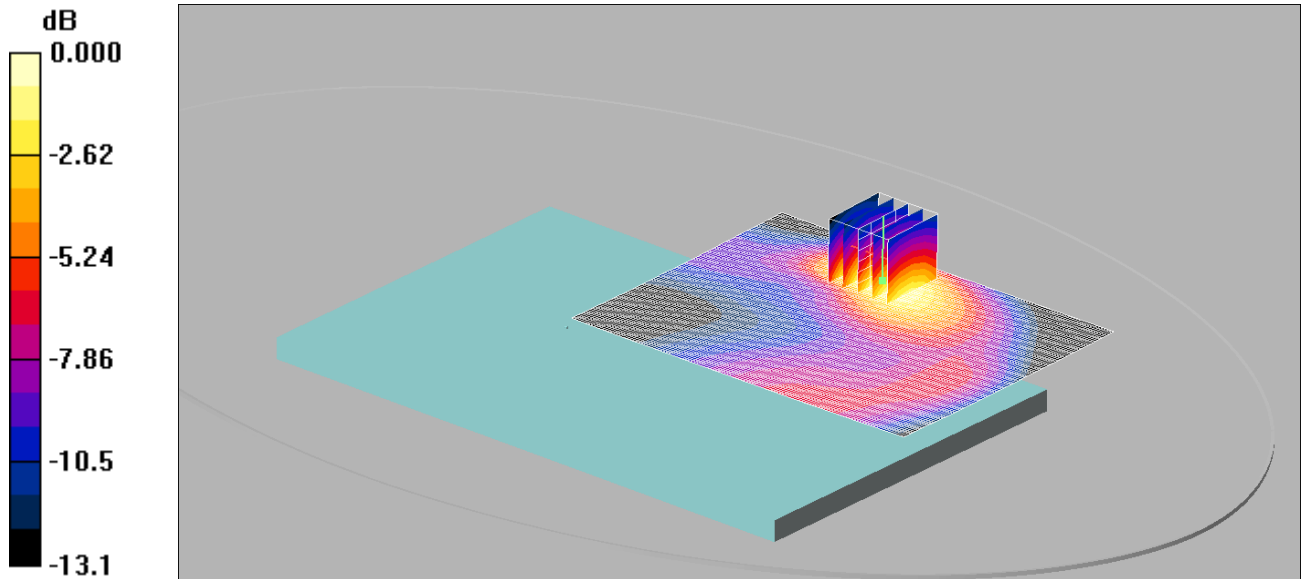
SAR(1 g) = 0.432 mW/g; SAR(10 g) = 0.266 mW/g

Maximum value of SAR (measured) = 0.472 mW/g

081: Back of EUT Facing Phantom LTE Band 5 1RB CH20600

Date: 17/06/2015

DUT: Inari; Type: Tablet



0 dB = 0.460mW/g

Communication System: LTE Band 5 / 10MHz; Frequency: 844 MHz; Duty Cycle: 1:1

Medium: 900 MHz MSL Medium parameters used (interpolated): $f = 844 \text{ MHz}$; $\sigma = 1.02 \text{ mho/m}$; $\epsilon_r = 53.9$; $\rho = 1000 \text{ kg/m}^3$

Phantom section: Flat Section

DASY4 Configuration:

- Probe: ES3DV3 - SN3304; ConvF(6.17, 6.17, 6.17);
(Mechanical Surface Detection)

- Sensor-Surface: 4mm

- Electronics: DAE3 Sn432; Calibrated: 20/08/2014

- Phantom: ELI v5.0; Type: QDOVA002AA;

- Measurement SW: DASY4, V4.7 Build 80; Postprocessing SW: SEMCAD, V1.8 Build 186

Back of EUT Facing Phantom - High/Area Scan (91x121x1): Measurement grid: $dx=15\text{mm}$, $dy=15\text{mm}$

Maximum value of SAR (interpolated) = 0.441 mW/g

Back of EUT Facing Phantom - High/Zoom Scan (5x5x7) (5x5x7)/Cube 0: Measurement grid: $dx=8\text{mm}$, $dy=8\text{mm}$, $dz=5\text{mm}$

Reference Value = 9.18 V/m; Power Drift = 0.040 dB

Peak SAR (extrapolated) = 0.656 W/kg

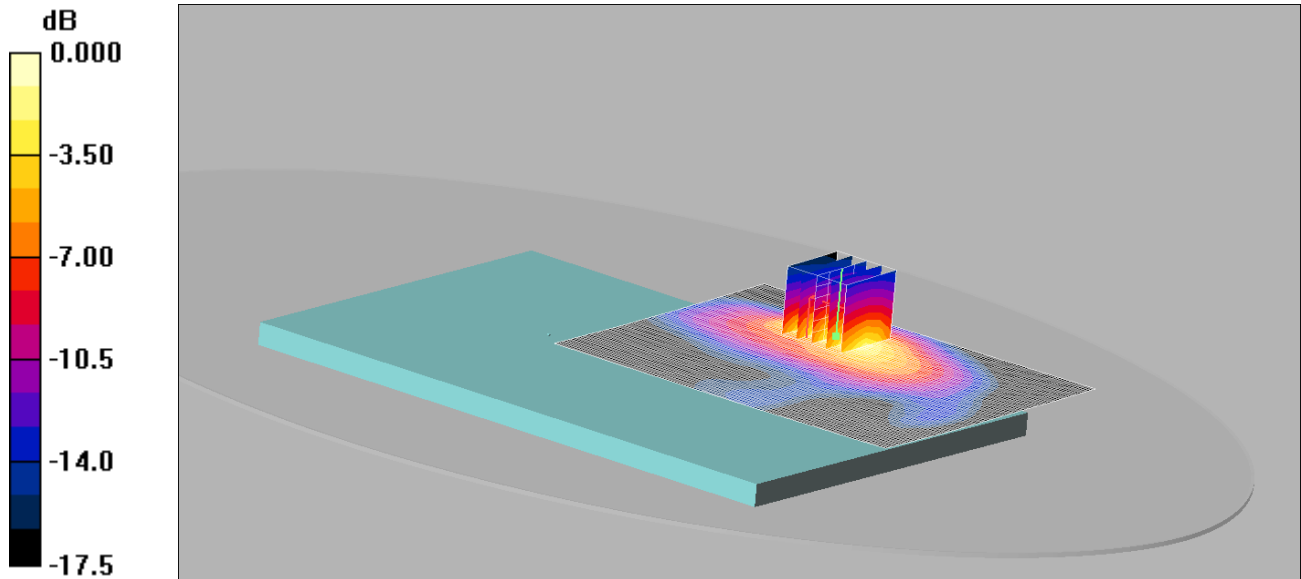
SAR(1 g) = 0.417 mW/g; SAR(10 g) = 0.255 mW/g

Maximum value of SAR (measured) = 0.460 mW/g

082: Back of EUT Facing Phantom LTE Band 5 1RB CH20450 Reduced Power

Date: 17/06/2015

DUT: Inari; Type: Tablet



0 dB = 0.287mW/g

Communication System: LTE Band 5 / 10MHz; Frequency: 829 MHz; Duty Cycle: 1:1

Medium: 900 MHz MSL Medium parameters used (interpolated): $f = 829 \text{ MHz}$; $\sigma = 1.01 \text{ mho/m}$; $\epsilon_r = 54$; $\rho = 1000 \text{ kg/m}^3$

Phantom section: Flat Section

DASY4 Configuration:

- Probe: ES3DV3 - SN3304; ConvF(6.17, 6.17, 6.17);

- Sensor-Surface: 4mm

(Mechanical Surface Detection)

- Electronics: DAE3 Sn432; Calibrated: 20/08/2014

- Phantom: ELI v5.0; Type: QDOVA002AA;

- Measurement SW: DASY4, V4.7 Build 80; Postprocessing SW: SEMCAD, V1.8 Build 186

Back of EUT Facing Phantom - Low/Area Scan (91x121x1): Measurement grid: $dx=15\text{mm}$, $dy=15\text{mm}$

Maximum value of SAR (interpolated) = 0.287 mW/g

Back of EUT Facing Phantom - Low/Zoom Scan (5x5x7) (5x5x7)/Cube 0: Measurement grid: $dx=8\text{mm}$, $dy=8\text{mm}$, $dz=5\text{mm}$

Reference Value = 8.05 V/m; Power Drift = 0.049 dB

Peak SAR (extrapolated) = 0.490 W/kg

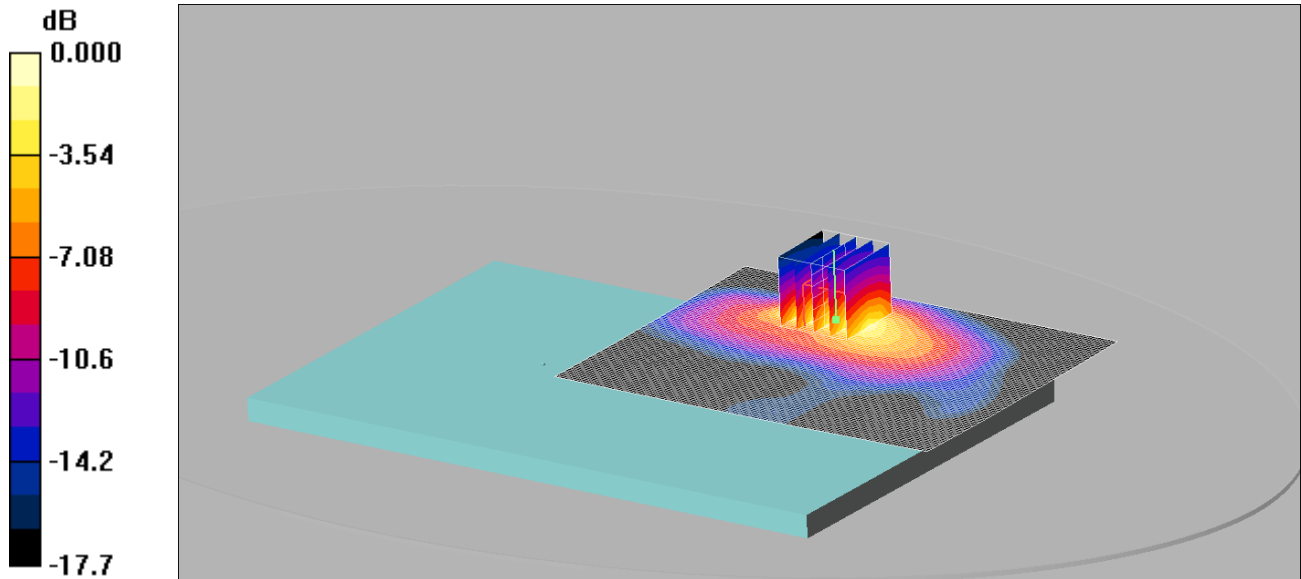
SAR(1 g) = 0.232 mW/g; SAR(10 g) = 0.115 mW/g

Maximum value of SAR (measured) = 0.287 mW/g

083: Back of EUT Facing Phantom LTE Band 5 50%RB CH20600 Reduced Power

Date: 17/06/2015

DUT: Inari; Type: Tablet



0 dB = 0.269mW/g

Communication System: LTE Band 5 / 10MHz; Frequency: 844 MHz;Duty Cycle: 1:1

Medium: 900 MHz MSL Medium parameters used (interpolated): f = 844 MHz; $\sigma = 1.02$ mho/m; $\epsilon_r = 53.9$; $\rho = 1000$ kg/m³

Phantom section: Flat Section

DASY4 Configuration:

- Probe: ES3DV3 - SN3304; ConvF(6.17, 6.17, 6.17);

- Sensor-Surface: 4mm

(Mechanical Surface Detection)

- Electronics: DAE3 Sn432; Calibrated: 20/08/2014

- Phantom: ELI v5.0; Type: QDOVA002AA;

- Measurement SW: DASY4, V4.7 Build 80; Postprocessing SW: SEMCAD, V1.8 Build 186

Back of EUT Facing Phantom - High/Area Scan (91x121x1): Measurement grid: dx=15mm, dy=15mm

Maximum value of SAR (interpolated) = 0.276 mW/g

Back of EUT Facing Phantom - High/Zoom Scan (5x5x7) (5x5x7)/Cube 0: Measurement grid: dx=8mm, dy=8mm, dz=5mm

Reference Value = 7.42 V/m; Power Drift = 0.050 dB

Peak SAR (extrapolated) = 0.460 W/kg

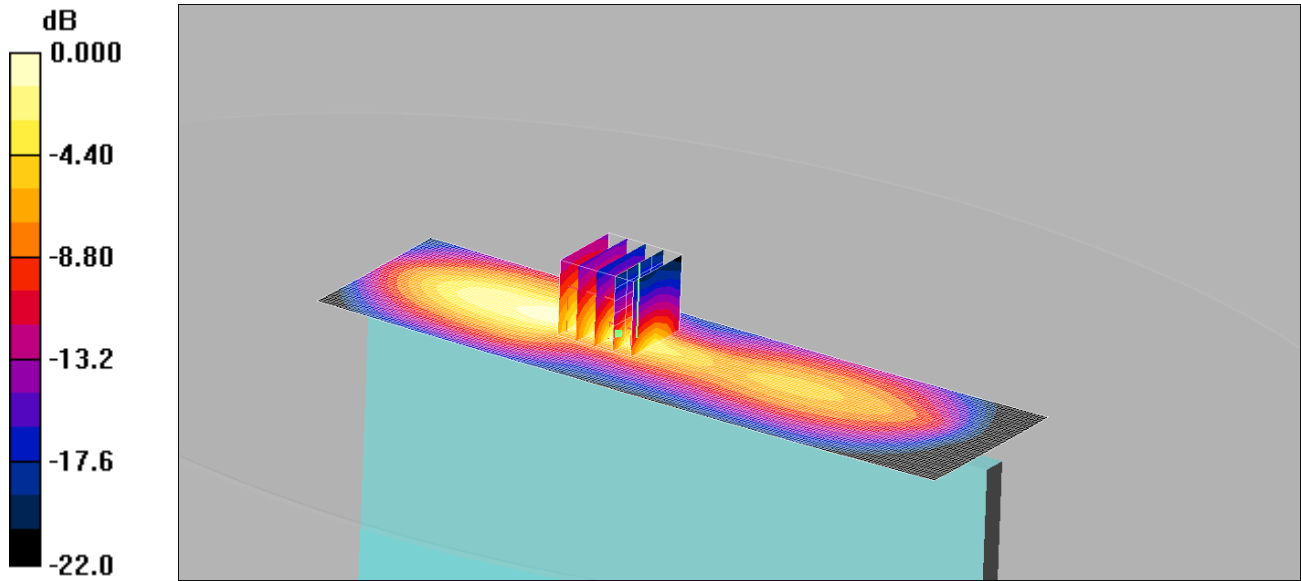
SAR(1 g) = 0.218 mW/g; SAR(10 g) = 0.106 mW/g

Maximum value of SAR (measured) = 0.269 mW/g

084: Top of EUT Facing Phantom LTE Band 5 1RB CH20450 Reduced Power

Date: 17/06/2015

DUT: Inari; Type: Tablet



0 dB = 0.144mW/g

Communication System: LTE Band 5 / 10MHz; Frequency: 829 MHz; Duty Cycle: 1:1

Medium: 900 MHz MSL Medium parameters used (interpolated): $f = 829 \text{ MHz}$; $\sigma = 1.01 \text{ mho/m}$; $\epsilon_r = 54$; $\rho = 1000 \text{ kg/m}^3$

Phantom section: Flat Section

DASY4 Configuration:

- Probe: ES3DV3 - SN3304; ConvF(6.17, 6.17, 6.17);

- Sensor-Surface: 4mm (Mechanical

Surface Detection)

- Electronics: DAE3 Sn432; Calibrated: 20/08/2014

- Phantom: ELI v5.0; Type: QDOVA002AA;

- Measurement SW: DASY4, V4.7 Build 80; Postprocessing SW: SEMCAD, V1.8 Build 186

Top of EUT Facing Phantom - Low/Area Scan (51x181x1): Measurement grid: $dx=15\text{mm}$, $dy=15\text{mm}$

Maximum value of SAR (interpolated) = 0.143 mW/g

Top of EUT Facing Phantom - Low/Zoom Scan (5x5x7) (5x5x7)/Cube 0: Measurement grid: $dx=8\text{mm}$, $dy=8\text{mm}$, $dz=5\text{mm}$

Reference Value = 5.58 V/m; Power Drift = 0.134 dB

Peak SAR (extrapolated) = 0.389 W/kg

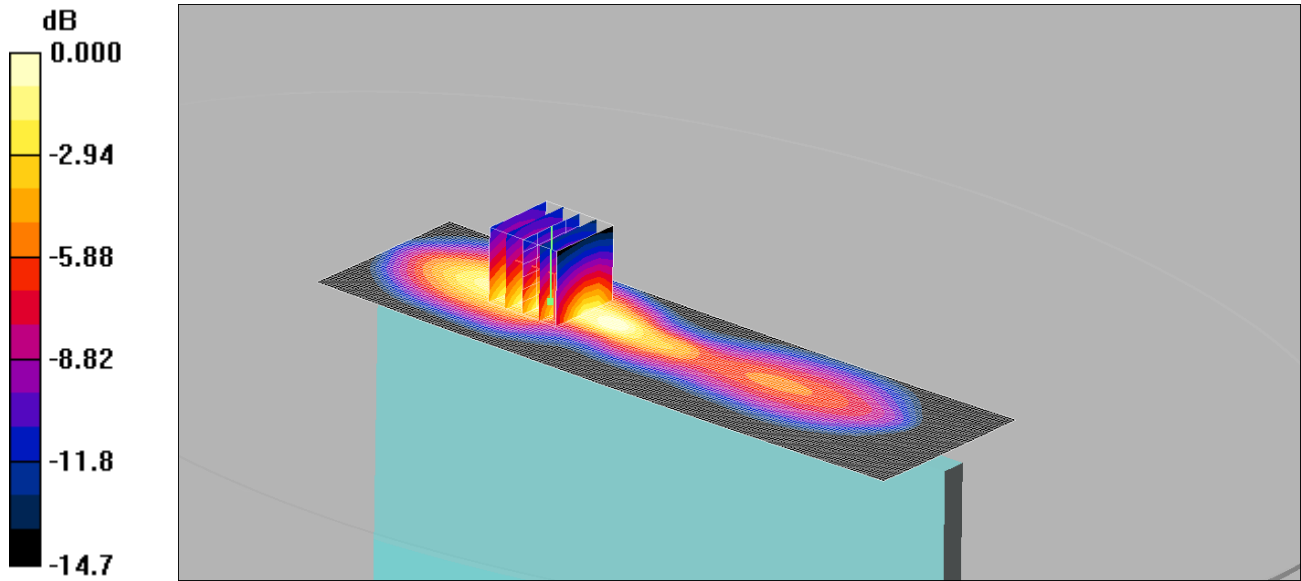
SAR(1 g) = 0.125 mW/g; SAR(10 g) = 0.055 mW/g

Maximum value of SAR (measured) = 0.144 mW/g

085: Top of EUT Facing Phantom LTE Band 5 50%RB CH20600 Reduced Power

Date: 17/06/2015

DUT: Inari; Type: Tablet



0 dB = 0.131mW/g

Communication System: LTE Band 5 / 10MHz; Frequency: 844 MHz; Duty Cycle: 1:1

Medium: 900 MHz MSL Medium parameters used (interpolated): $f = 844 \text{ MHz}$; $\sigma = 1.02 \text{ mho/m}$; $\epsilon_r = 53.9$; $\rho = 1000 \text{ kg/m}^3$

Phantom section: Flat Section

DASY4 Configuration:

- Probe: ES3DV3 - SN3304; ConvF(6.17, 6.17, 6.17);
(Mechanical Surface Detection)

- Sensor-Surface: 4mm

- Electronics: DAE3 Sn432; Calibrated: 20/08/2014

- Phantom: ELI v5.0; Type: QDOVA002AA;

- Measurement SW: DASY4, V4.7 Build 80; Postprocessing SW: SEMCAD, V1.8 Build 186

Top of EUT Facing Phantom - High/Area Scan (51x181x1): Measurement grid: $dx=15\text{mm}$, $dy=15\text{mm}$

Maximum value of SAR (interpolated) = 0.131 mW/g

Top of EUT Facing Phantom - High/Zoom Scan (5x5x7) (5x5x7)/Cube 0: Measurement grid: $dx=8\text{mm}$, $dy=8\text{mm}$, $dz=5\text{mm}$

Reference Value = 7.40 V/m; Power Drift = 0.093 dB

Peak SAR (extrapolated) = 0.217 W/kg

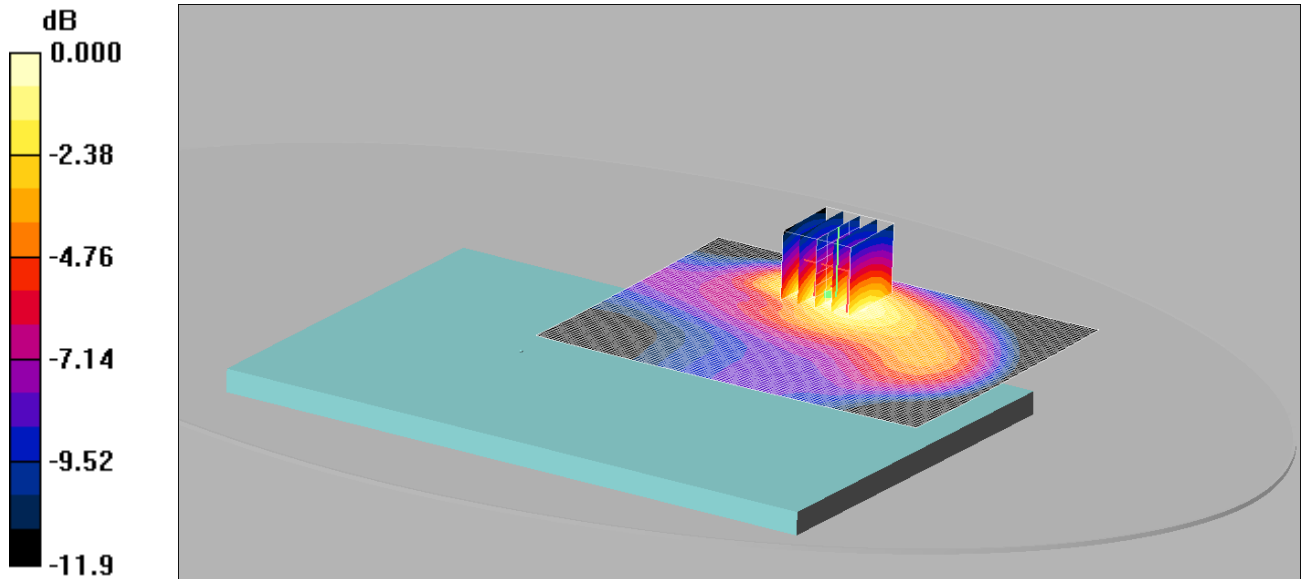
SAR(1 g) = 0.114 mW/g; SAR(10 g) = 0.062 mW/g

Maximum value of SAR (measured) = 0.131 mW/g

086: Back of EUT Facing Phantom LTE Band 13 1RB CH23230

Date: 17/06/2015

DUT: Inari; Type: Tablet



0 dB = 0.587mW/g

Communication System: LTE - Band 13 / 10MHz Channel; Frequency: 782 MHz;Duty Cycle: 1:1

Medium: 750 MHz MSL Medium parameters used (interpolated): $f = 782 \text{ MHz}$; $\sigma = 0.989 \text{ mho/m}$; $\epsilon_r = 53.3$; $\rho = 1000 \text{ kg/m}^3$

Phantom section: Flat Section

DASY4 Configuration:

- Probe: ES3DV3 - SN3304; ConvF(6.17, 6.17, 6.17);
(Mechanical Surface Detection)

- Sensor-Surface: 4mm

- Electronics: DAE3 Sn432; Calibrated: 20/08/2014

- Phantom: ELI v5.0; Type: QDOVA002AA;

- Measurement SW: DASY4, V4.7 Build 80; Postprocessing SW: SEMCAD, V1.8 Build 186

Back of EUT Facing Phantom - Middle/Area Scan (91x121x1): Measurement grid: $dx=15\text{mm}$, $dy=15\text{mm}$

Maximum value of SAR (interpolated) = 0.578 mW/g

Back of EUT Facing Phantom - Middle/Zoom Scan (5x5x7) (5x5x7)/Cube 0: Measurement grid: $dx=8\text{mm}$, $dy=8\text{mm}$, $dz=5\text{mm}$

Reference Value = 13.6 V/m; Power Drift = 0.055 dB

Peak SAR (extrapolated) = 0.861 W/kg

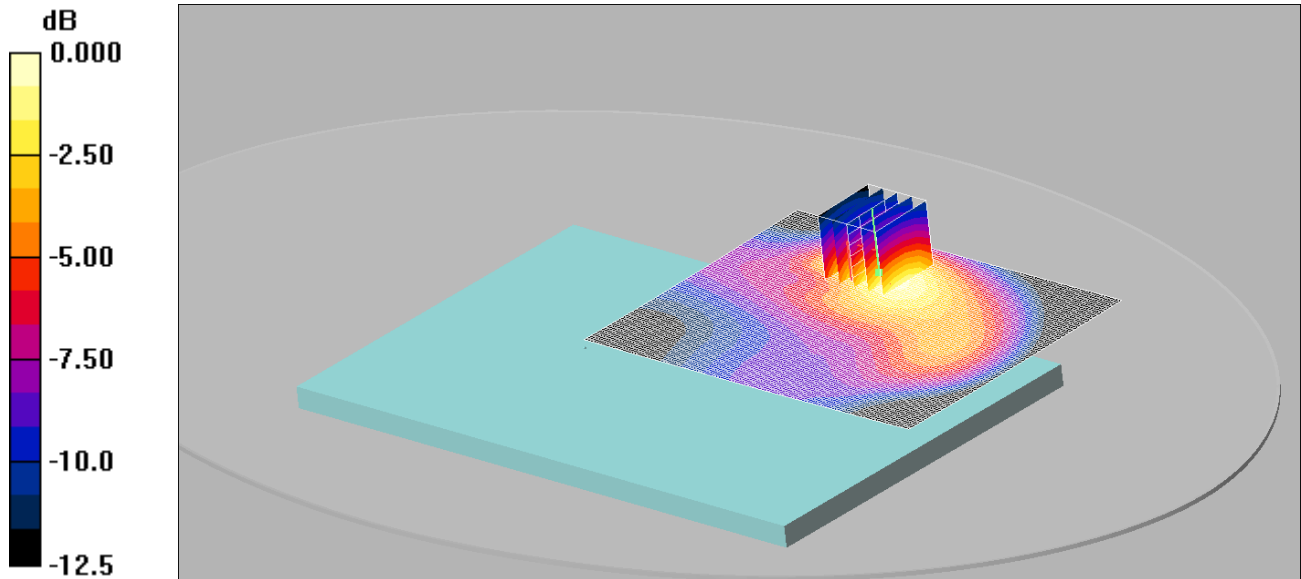
SAR(1 g) = 0.542 mW/g; SAR(10 g) = 0.338 mW/g

Maximum value of SAR (measured) = 0.587 mW/g

087: Back of EUT Facing Phantom LTE Band 13 50%RB CH23230

Date: 17/06/2015

DUT: Inari; Type: Tablet



0 dB = 0.466mW/g

Communication System: LTE - Band 13 / 10MHz Channel; Frequency: 782 MHz; Duty Cycle: 1:1

Medium: 750 MHz MSL Medium parameters used (interpolated): $f = 782 \text{ MHz}$; $\sigma = 0.989 \text{ mho/m}$; $\epsilon_r = 53.3$; $\rho = 1000 \text{ kg/m}^3$

Phantom section: Flat Section

DASY4 Configuration:

- Probe: ES3DV3 - SN3304; ConvF(6.17, 6.17, 6.17);
(Mechanical Surface Detection)

- Sensor-Surface: 4mm

- Electronics: DAE3 Sn432; Calibrated: 20/08/2014

- Phantom: ELI v5.0; Type: QDOVA002AA;

- Measurement SW: DASY4, V4.7 Build 80; Postprocessing SW: SEMCAD, V1.8 Build 186

Back of EUT Facing Phantom - Middle/Area Scan (91x121x1): Measurement grid: $dx=15\text{mm}$, $dy=15\text{mm}$

Maximum value of SAR (interpolated) = 0.446 mW/g

Back of EUT Facing Phantom - Middle/Zoom Scan (5x5x7) (5x5x7)/Cube 0: Measurement grid: $dx=8\text{mm}$, $dy=8\text{mm}$, $dz=5\text{mm}$

Reference Value = 12.0 V/m; Power Drift = 0.049 dB

Peak SAR (extrapolated) = 0.672 W/kg

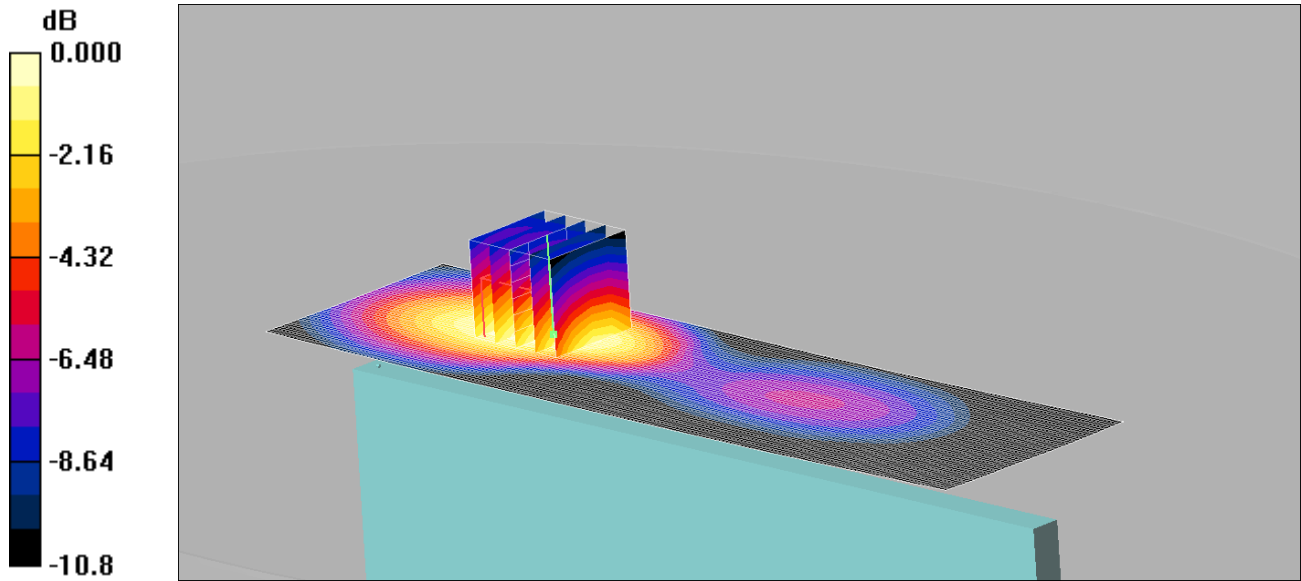
SAR(1 g) = 0.423 mW/g; SAR(10 g) = 0.263 mW/g

Maximum value of SAR (measured) = 0.466 mW/g

088: Top of EUT Facing Phantom LTE Band 13 1RB CH23230

Date: 17/06/2015

DUT: Inari; Type: Tablet



0 dB = 0.330mW/g

Communication System: LTE - Band 13 / 10MHz Channel; Frequency: 782 MHz; Duty Cycle: 1:1

Medium: 750 MHz MSL Medium parameters used (interpolated): $f = 782 \text{ MHz}$; $\sigma = 0.989 \text{ mho/m}$; $\epsilon_r = 53.3$; $\rho = 1000 \text{ kg/m}^3$

Phantom section: Flat Section

DASY4 Configuration:

- Probe: ES3DV3 - SN3304; ConvF(6.17, 6.17, 6.17);

- Sensor-Surface: 4mm

(Mechanical Surface Detection)

- Electronics: DAE3 Sn432; Calibrated: 20/08/2014

- Phantom: ELI v5.0; Type: QDOVA002AA;

- Measurement SW: DASY4, V4.7 Build 80; Postprocessing SW: SEMCAD, V1.8 Build 186

Top of EUT Facing Phantom - Middle/Area Scan (51x181x1): Measurement grid: $dx=15\text{mm}$, $dy=15\text{mm}$

Maximum value of SAR (interpolated) = 0.334 mW/g

Top of EUT Facing Phantom - Middle/Zoom Scan (5x5x7) (5x5x7)/Cube 0: Measurement grid: $dx=8\text{mm}$, $dy=8\text{mm}$, $dz=5\text{mm}$

Reference Value = 15.6 V/m; Power Drift = -0.050 dB

Peak SAR (extrapolated) = 0.429 W/kg

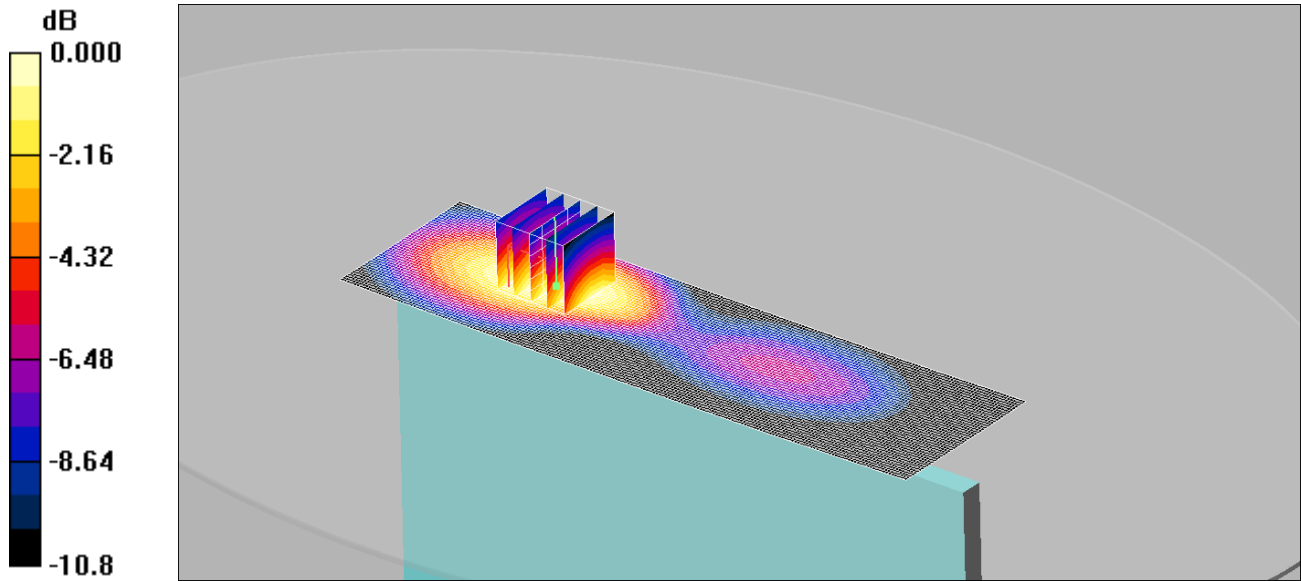
SAR(1 g) = 0.306 mW/g; SAR(10 g) = 0.210 mW/g

Maximum value of SAR (measured) = 0.330 mW/g

089: Top of EUT Facing Phantom LTE Band 13 50%RB CH23230

Date: 17/06/2015

DUT: Inari; Type: Tablet



0 dB = 0.256mW/g

Communication System: LTE - Band 13 / 10MHz Channel; Frequency: 782 MHz; Duty Cycle: 1:1

Medium: 750 MHz MSL Medium parameters used (interpolated): $f = 782 \text{ MHz}$; $\sigma = 0.989 \text{ mho/m}$; $\epsilon_r = 53.3$; $\rho = 1000 \text{ kg/m}^3$

Phantom section: Flat Section

DASY4 Configuration:

- Probe: ES3DV3 - SN3304; ConvF(6.17, 6.17, 6.17);

- Sensor-Surface: 4mm

(Mechanical Surface Detection)

- Electronics: DAE3 Sn432; Calibrated: 20/08/2014

- Phantom: ELI v5.0; Type: QDOVA002AA;

- Measurement SW: DASY4, V4.7 Build 80; Postprocessing SW: SEMCAD, V1.8 Build 186

Top of EUT Facing Phantom - Middle/Area Scan (51x181x1): Measurement grid: $dx=15\text{mm}$, $dy=15\text{mm}$

Maximum value of SAR (interpolated) = 0.258 mW/g

Top of EUT Facing Phantom - Middle/Zoom Scan (5x5x7) (5x5x7)/Cube 0: Measurement grid: $dx=8\text{mm}$, $dy=8\text{mm}$, $dz=5\text{mm}$

Reference Value = 13.2 V/m; Power Drift = -0.025 dB

Peak SAR (extrapolated) = 0.336 W/kg


SAR(1 g) = 0.239 mW/g; SAR(10 g) = 0.163 mW/g

Maximum value of SAR (measured) = 0.256 mW/g

090: Back of EUT Facing Phantom LTE Band 13 1RB CH23230 Reduced Power

Date: 18/06/2015

DUT: Inari; Type: Tablet



0 dB = 0.595mW/g

Communication System: LTE - Band 13 / 10MHz Channel; Frequency: 782 MHz; Duty Cycle: 1:1

Medium: 750 MHz MSL Medium parameters used (interpolated): $f = 782 \text{ MHz}$; $\sigma = 0.989 \text{ mho/m}$; $\epsilon_r = 53.3$; $\rho = 1000 \text{ kg/m}^3$

Phantom section: Flat Section

DASY4 Configuration:

- Probe: ES3DV3 - SN3304; ConvF(6.17, 6.17, 6.17);
(Mechanical Surface Detection)

- Sensor-Surface: 4mm

- Electronics: DAE3 Sn432; Calibrated: 20/08/2014

- Phantom: ELI v5.0; Type: QDOVA002AA;

- Measurement SW: DASY4, V4.7 Build 80; Postprocessing SW: SEMCAD, V1.8 Build 186

Back of EUT Facing Phantom - Middle /Area Scan (91x121x1): Measurement grid: $dx=15\text{mm}$, $dy=15\text{mm}$

Maximum value of SAR (interpolated) = 0.606 mW/g

Back of EUT Facing Phantom - Middle /Zoom Scan (5x5x7) (5x5x7)/Cube 0: Measurement grid: $dx=8\text{mm}$, $dy=8\text{mm}$, $dz=5\text{mm}$

Reference Value = 13.3 V/m; Power Drift = 0.117 dB

Peak SAR (extrapolated) = 1.15 W/kg

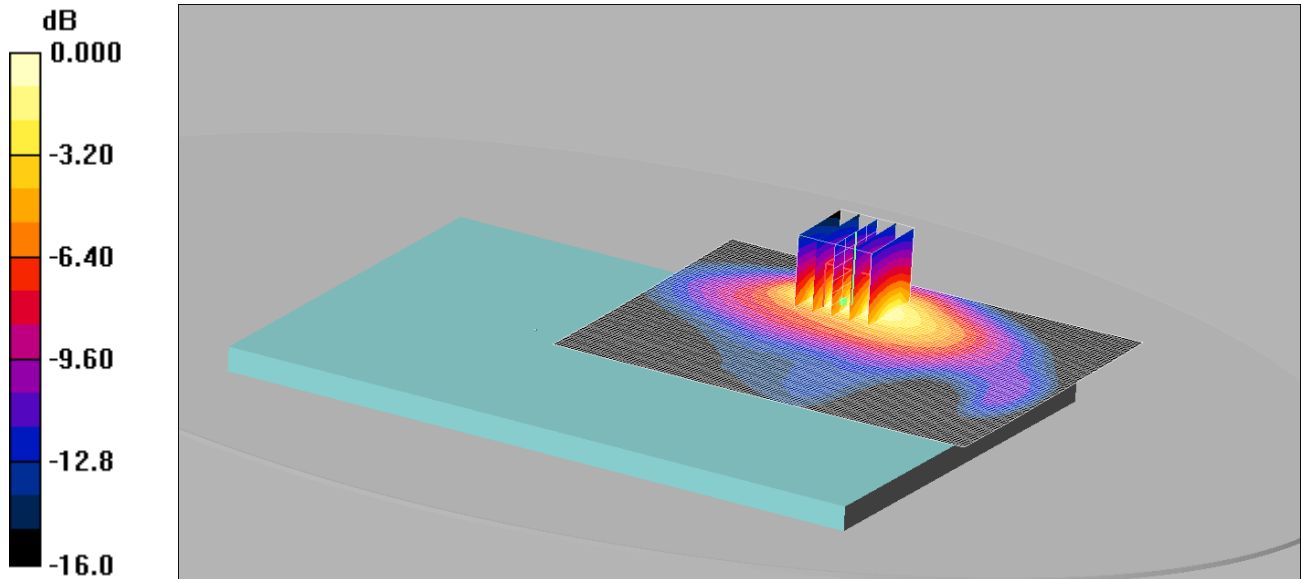
SAR(1 g) = 0.569 mW/g; SAR(10 g) = 0.292 mW/g

Maximum value of SAR (measured) = 0.595 mW/g

091: Back of EUT Facing Phantom LTE Band 13 50%RB CH23230 Reduced Power

Date: 18/06/2015

DUT: Inari; Type: Tablet



0 dB = 0.605mW/g

Communication System: LTE - Band 13 / 10MHz Channel; Frequency: 782 MHz; Duty Cycle: 1:1

Medium: 750 MHz MSL Medium parameters used (interpolated): $f = 782 \text{ MHz}$; $\sigma = 0.989 \text{ mho/m}$; $\epsilon_r = 53.3$; $\rho = 1000 \text{ kg/m}^3$

Phantom section: Flat Section

DASY4 Configuration:

- Probe: ES3DV3 - SN3304; ConvF(6.17, 6.17, 6.17);

- Sensor-Surface: 4mm

(Mechanical Surface Detection)

- Electronics: DAE3 Sn432; Calibrated: 20/08/2014

- Phantom: ELI v5.0; Type: QDOVA002AA;

- Measurement SW: DASY4, V4.7 Build 80; Postprocessing SW: SEMCAD, V1.8 Build 186

Back of EUT Facing Phantom - Middle/Area Scan (91x121x1): Measurement grid: $dx=15\text{mm}$, $dy=15\text{mm}$

Maximum value of SAR (interpolated) = 0.597 mW/g

Back of EUT Facing Phantom - Middle/Zoom Scan (5x5x7) (5x5x7)/Cube 0: Measurement grid: $dx=8\text{mm}$, $dy=8\text{mm}$, $dz=5\text{mm}$

Reference Value = 12.7 V/m; Power Drift = 0.009 dB

Peak SAR (extrapolated) = 1.17 W/kg

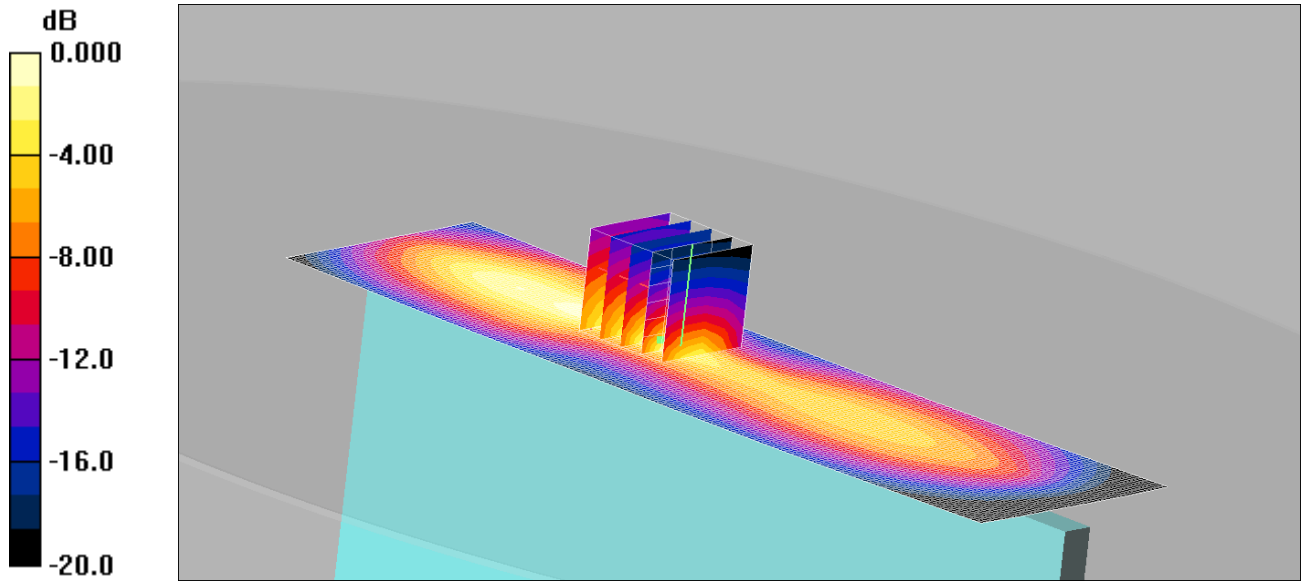
SAR(1 g) = 0.575 mW/g; SAR(10 g) = 0.293 mW/g

Maximum value of SAR (measured) = 0.605 mW/g

092: Top of EUT Facing Phantom LTE Band 13 1RB CH23230 Reduced Power

Date: 18/06/2015

DUT: Inari; Type: Tablet



0 dB = 0.368mW/g

Communication System: LTE - Band 13 / 10MHz Channel; Frequency: 782 MHz; Duty Cycle: 1:1

Medium: 750 MHz MSL Medium parameters used (interpolated): $f = 782 \text{ MHz}$; $\sigma = 0.989 \text{ mho/m}$; $\epsilon_r = 53.3$; $\rho = 1000 \text{ kg/m}^3$

Phantom section: Flat Section

DASY4 Configuration:

- Probe: ES3DV3 - SN3304; ConvF(6.17, 6.17, 6.17);

- Sensor-Surface: 4mm

(Mechanical Surface Detection)

- Electronics: DAE3 Sn432; Calibrated: 20/08/2014

- Phantom: ELI v5.0; Type: QDOVA002AA;

- Measurement SW: DASY4, V4.7 Build 80; Postprocessing SW: SEMCAD, V1.8 Build 186

Top of EUT Facing Phantom - Middle/Area Scan (51x181x1): Measurement grid: $dx=15\text{mm}$, $dy=15\text{mm}$

Maximum value of SAR (interpolated) = 0.394 mW/g

Top of EUT Facing Phantom - Middle/Zoom Scan (5x5x7) (5x5x7)/Cube 0: Measurement grid: $dx=8\text{mm}$, $dy=8\text{mm}$, $dz=5\text{mm}$

Reference Value = 9.48 V/m; Power Drift = -0.015 dB

Peak SAR (extrapolated) = 1.07 W/kg

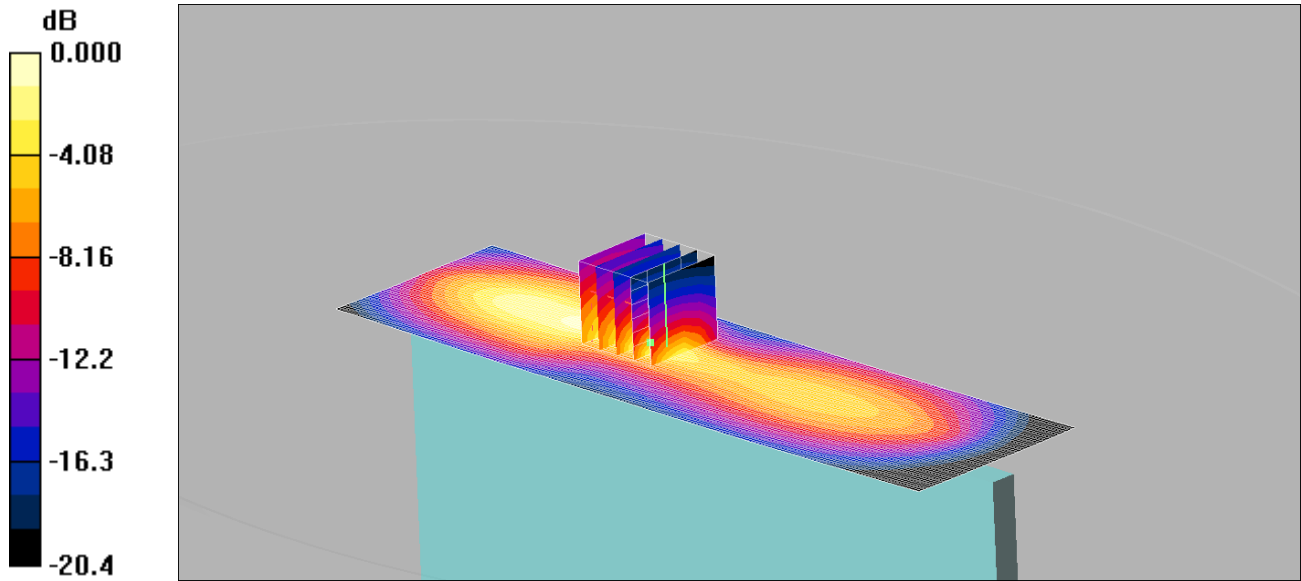
SAR(1 g) = 0.339 mW/g; SAR(10 g) = 0.146 mW/g

Maximum value of SAR (measured) = 0.368 mW/g

093: Top of EUT Facing Phantom LTE Band 13 50%RB CH23230 Reduced Power

Date: 18/06/2015

DUT: Inari; Type: Tablet



0 dB = 0.372mW/g

Communication System: LTE - Band 13 / 10MHz Channel; Frequency: 782 MHz; Duty Cycle: 1:1

Medium: 750 MHz MSL Medium parameters used (interpolated): $f = 782 \text{ MHz}$; $\sigma = 0.989 \text{ mho/m}$; $\epsilon_r = 53.3$; $\rho = 1000 \text{ kg/m}^3$

Phantom section: Flat Section

DASY4 Configuration:

- Probe: ES3DV3 - SN3304; ConvF(6.17, 6.17, 6.17);
(Mechanical Surface Detection)

- Sensor-Surface: 4mm

- Electronics: DAE3 Sn432; Calibrated: 20/08/2014

- Phantom: ELI v5.0; Type: QDOVA002AA;

- Measurement SW: DASY4, V4.7 Build 80; Postprocessing SW: SEMCAD, V1.8 Build 186

Top of EUT Facing Phantom - Middle/Area Scan (51x181x1): Measurement grid: dx=15mm, dy=15mm

Maximum value of SAR (interpolated) = 0.393 mW/g

Top of EUT Facing Phantom - Middle/Zoom Scan (5x5x7) (5x5x7)/Cube 0: Measurement grid: dx=8mm, dy=8mm, dz=5mm

Reference Value = 9.43 V/m; Power Drift = 0.020 dB

Peak SAR (extrapolated) = 1.04 W/kg

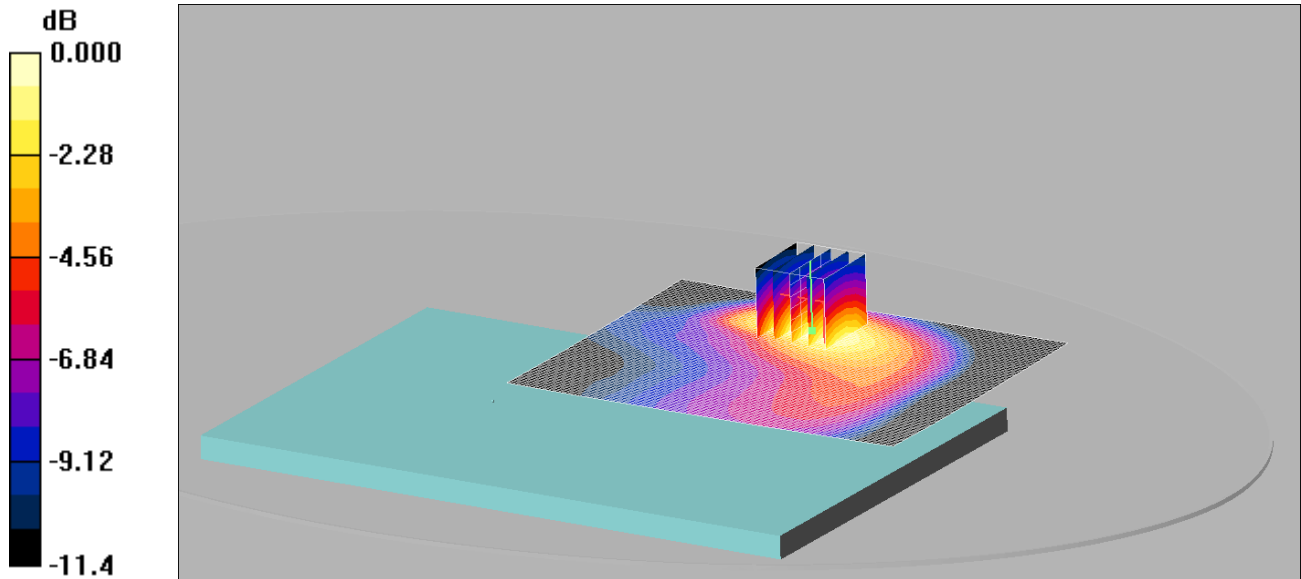
SAR(1 g) = 0.335 mW/g; SAR(10 g) = 0.145 mW/g

Maximum value of SAR (measured) = 0.372 mW/g

094: Back of EUT Facing Phantom LTE Band 17 1RB CH23790

Date: 18/06/2015

DUT: Inari; Type: Tablet



0 dB = 0.431mW/g

Communication System: LTE - Band 17 / 10MHz Channel; Frequency: 710 MHz; Duty Cycle: 1:1

Medium: 750 MHz MSL Medium parameters used (interpolated): $f = 710$ MHz; $\sigma = 0.947$ mho/m; $\epsilon_r = 53.7$; $\rho = 1000$ kg/m³

Phantom section: Flat Section

DASY4 Configuration:

- Probe: ES3DV3 - SN3304; ConvF(6.17, 6.17, 6.17);
(Mechanical Surface Detection)

- Sensor-Surface: 4mm

- Electronics: DAE3 Sn432; Calibrated: 20/08/2014

- Phantom: ELI v5.0; Type: QDOVA002AA;

- Measurement SW: DASY4, V4.7 Build 80; Postprocessing SW: SEMCAD, V1.8 Build 186

Back of EUT Facing Phantom - Middle/Area Scan (91x121x1): Measurement grid: dx=15mm, dy=15mm

Maximum value of SAR (interpolated) = 0.429 mW/g

Back of EUT Facing Phantom - Middle/Zoom Scan (5x5x7) (5x5x7)/Cube 0: Measurement grid: dx=8mm, dy=8mm, dz=5mm

Reference Value = 6.21 V/m; Power Drift = -0.001 dB

Peak SAR (extrapolated) = 0.618 W/kg

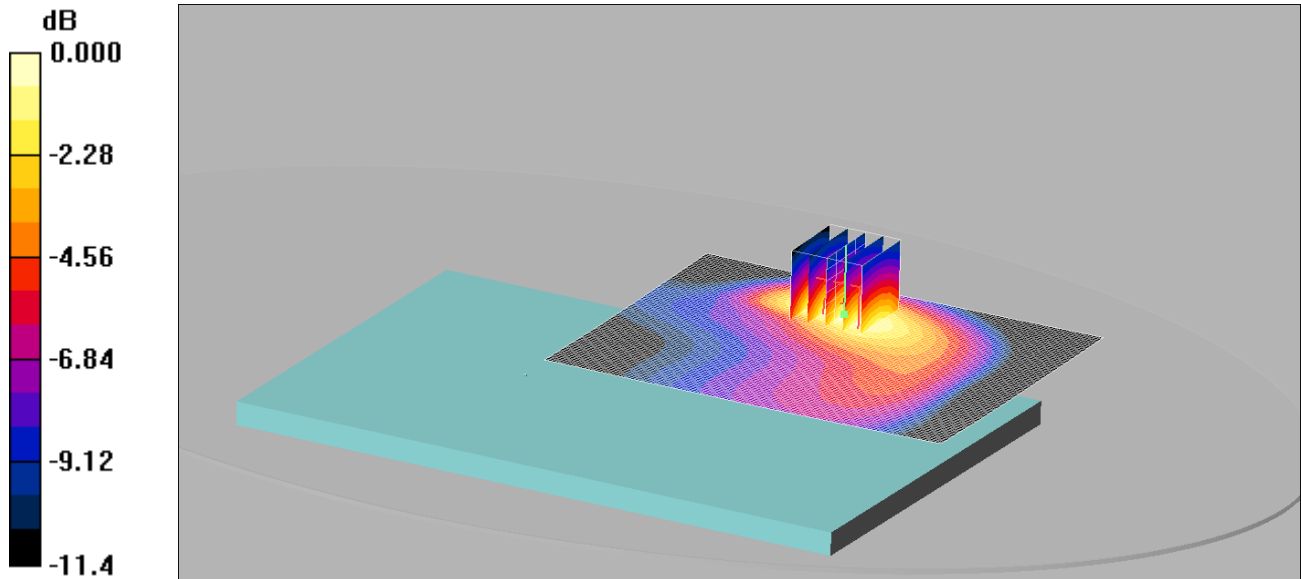
SAR(1 g) = 0.399 mW/g; SAR(10 g) = 0.250 mW/g

Maximum value of SAR (measured) = 0.431 mW/g

095: Back of EUT Facing Phantom LTE Band 17 50%RB CH23790

Date: 18/06/2015

DUT: Inari; Type: Tablet



0 dB = 0.341mW/g

Communication System: LTE - Band 17 / 10MHz Channel; Frequency: 710 MHz; Duty Cycle: 1:1

Medium: 750 MHz MSL Medium parameters used (interpolated): $f = 710 \text{ MHz}$; $\sigma = 0.947 \text{ mho/m}$; $\epsilon_r = 53.7$; $\rho = 1000 \text{ kg/m}^3$

Phantom section: Flat Section

DASY4 Configuration:

- Probe: ES3DV3 - SN3304; ConvF(6.17, 6.17, 6.17);
(Mechanical Surface Detection)

- Sensor-Surface: 4mm

- Electronics: DAE3 Sn432; Calibrated: 20/08/2014

- Phantom: ELI v5.0; Type: QDOVA002AA;

- Measurement SW: DASY4, V4.7 Build 80; Postprocessing SW: SEMCAD, V1.8 Build 186

Back of EUT Facing Phantom - Middle/Area Scan (91x121x1): Measurement grid: $dx=15\text{mm}$, $dy=15\text{mm}$

Maximum value of SAR (interpolated) = 0.339 mW/g

Back of EUT Facing Phantom - Middle/Zoom Scan (5x5x7) (5x5x7)/Cube 0: Measurement grid: $dx=8\text{mm}$, $dy=8\text{mm}$, $dz=5\text{mm}$

Reference Value = 8.80 V/m; Power Drift = 0.033 dB

Peak SAR (extrapolated) = 0.491 W/kg

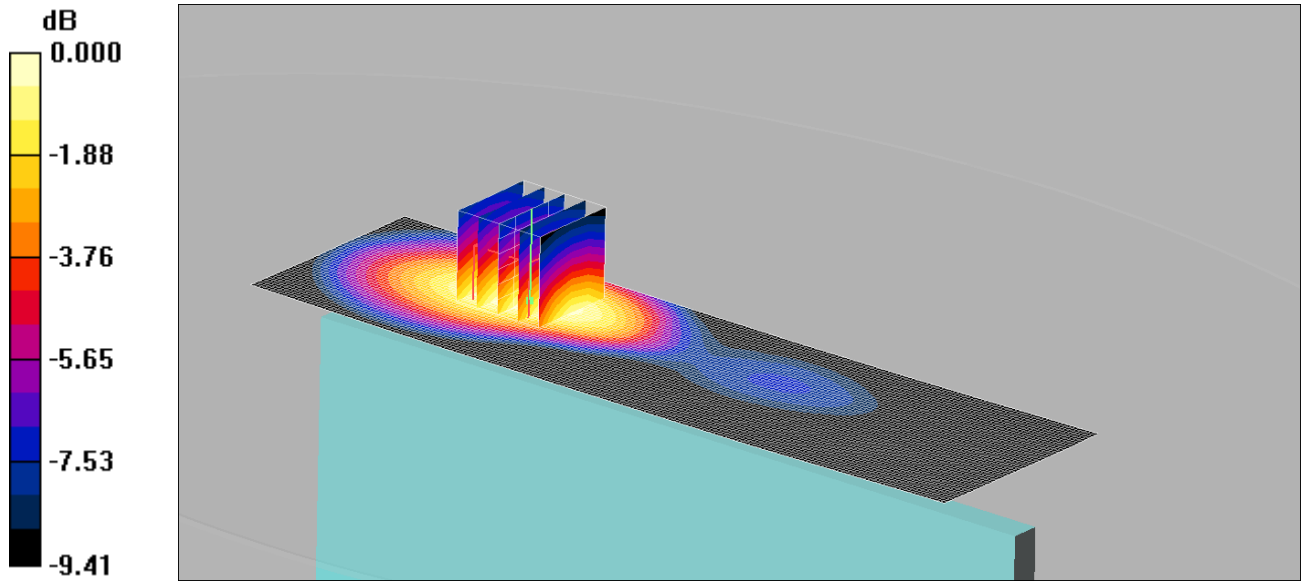
SAR(1 g) = 0.316 mW/g; SAR(10 g) = 0.198 mW/g

Maximum value of SAR (measured) = 0.341 mW/g

096: Top of EUT Facing Phantom LTE Band 17 1RB CH23790

Date: 18/06/2015

DUT: Inari; Type: Tablet



0 dB = 0.226mW/g

Communication System: LTE - Band 17 / 10MHz Channel; Frequency: 710 MHz; Duty Cycle: 1:1

Medium: 750 MHz MSL Medium parameters used (interpolated): $f = 710$ MHz; $\sigma = 0.947$ mho/m; $\epsilon_r = 53.7$; $\rho = 1000$ kg/m³

Phantom section: Flat Section

DASY4 Configuration:

- Probe: ES3DV3 - SN3304; ConvF(6.17, 6.17, 6.17);

- Sensor-Surface: 4mm

(Mechanical Surface Detection)

- Electronics: DAE3 Sn432; Calibrated: 20/08/2014

- Phantom: ELI v5.0; Type: QDOVA002AA;

- Measurement SW: DASY4, V4.7 Build 80; Postprocessing SW: SEMCAD, V1.8 Build 186

Top of EUT Facing Phantom - Middle/Area Scan (51x181x1): Measurement grid: dx=15mm, dy=15mm

Maximum value of SAR (interpolated) = 0.226 mW/g

Top of EUT Facing Phantom - Middle/Zoom Scan (5x5x7) (5x5x7)/Cube 0: Measurement grid: dx=8mm, dy=8mm, dz=5mm

Reference Value = 13.0 V/m; Power Drift = -0.084 dB

Peak SAR (extrapolated) = 0.283 W/kg

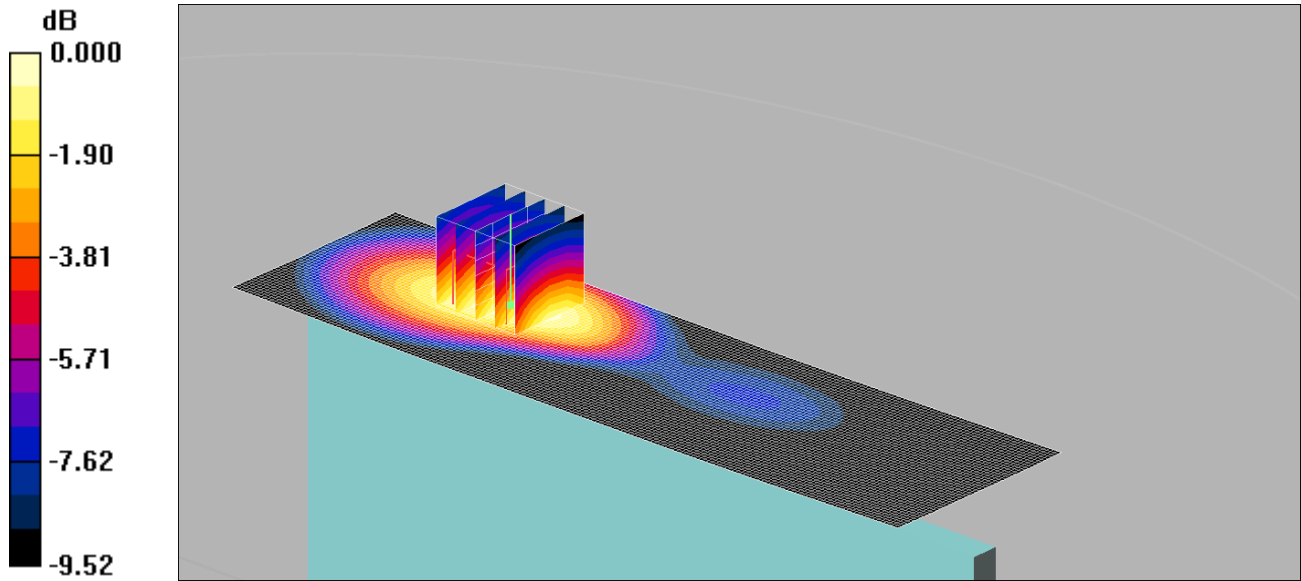
SAR(1 g) = 0.212 mW/g; SAR(10 g) = 0.149 mW/g

Maximum value of SAR (measured) = 0.226 mW/g

097: Top of EUT Facing Phantom LTE Band 17 50%RB CH23790

Date: 18/06/2015

DUT: Inari; Type: Tablet



0 dB = 0.181mW/g

Communication System: LTE - Band 17 / 10MHz Channel; Frequency: 710 MHz; Duty Cycle: 1:1

Medium: 750 MHz MSL Medium parameters used (interpolated): $f = 710 \text{ MHz}$; $\sigma = 0.947 \text{ mho/m}$; $\epsilon_r = 53.7$; $\rho = 1000 \text{ kg/m}^3$

Phantom section: Flat Section

DASY4 Configuration:

- Probe: ES3DV3 - SN3304; ConvF(6.17, 6.17, 6.17);

- Sensor-Surface: 4mm

(Mechanical Surface Detection)

- Electronics: DAE3 Sn432; Calibrated: 20/08/2014

- Phantom: ELI v5.0; Type: QDOVA002AA;

- Measurement SW: DASY4, V4.7 Build 80; Postprocessing SW: SEMCAD, V1.8 Build 186

Top of EUT Facing Phantom - Middle/Area Scan (51x181x1): Measurement grid: $dx=15\text{mm}$, $dy=15\text{mm}$

Maximum value of SAR (interpolated) = 0.182 mW/g

Top of EUT Facing Phantom - Middle/Zoom Scan (5x5x7) (5x5x7)/Cube 0: Measurement grid: $dx=8\text{mm}$, $dy=8\text{mm}$, $dz=5\text{mm}$

Reference Value = 11.7 V/m; Power Drift = -0.002 dB

Peak SAR (extrapolated) = 0.227 W/kg

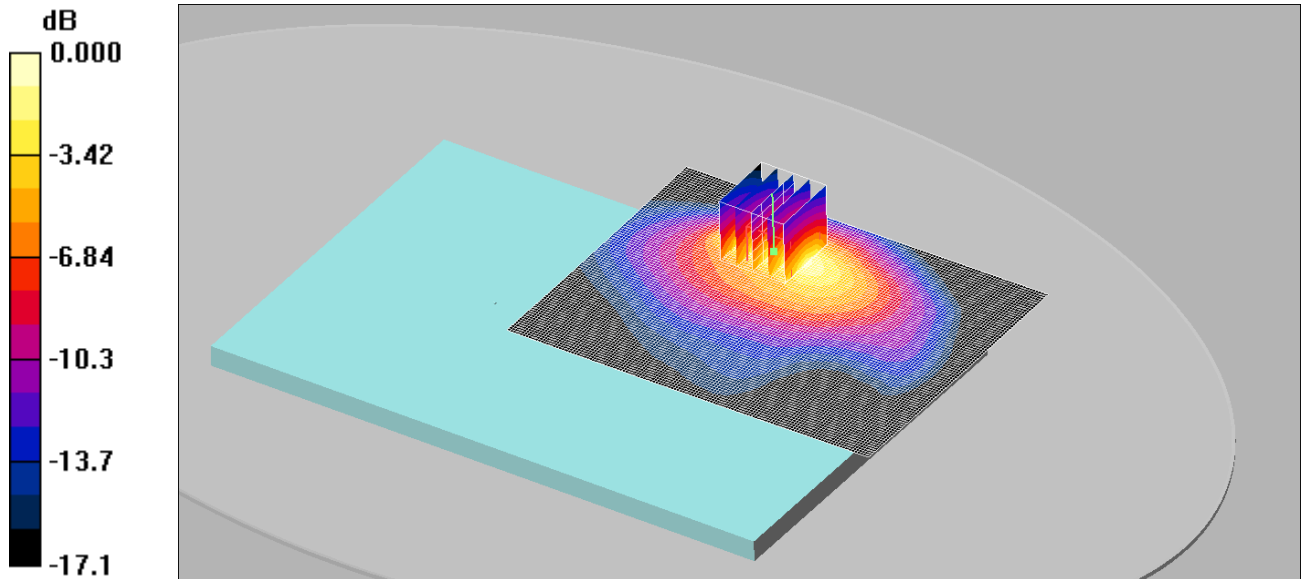
SAR(1 g) = 0.169 mW/g; SAR(10 g) = 0.119 mW/g

Maximum value of SAR (measured) = 0.181 mW/g

098: Back of EUT Facing Phantom LTE Band 17 1RB CH23790 Reduced Power

Date: 19/06/2015

DUT: Inari; Type: Tablet



0 dB = 0.905mW/g

Communication System: LTE - Band 17 / 10MHz Channel; Frequency: 710 MHz; Duty Cycle: 1:1

Medium: 750 MHz MSL Medium parameters used (interpolated): $f = 710$ MHz; $\sigma = 0.947$ mho/m; $\epsilon_r = 53.7$; $\rho = 1000$ kg/m³

Phantom section: Flat Section

DASY4 Configuration:

- Probe: ES3DV3 - SN3304; ConvF(6.17, 6.17, 6.17);
(Mechanical Surface Detection)

- Sensor-Surface: 4mm

- Electronics: DAE3 Sn432; Calibrated: 20/08/2014

- Phantom: ELI v5.0; Type: QDOVA002AA;

- Measurement SW: DASY4, V4.7 Build 80; Postprocessing SW: SEMCAD, V1.8 Build 186

Back of EUT Facing Phantom - Middle/Area Scan (91x121x1): Measurement grid: dx=15mm, dy=15mm

Maximum value of SAR (interpolated) = 0.973 mW/g

Back of EUT Facing Phantom - Middle/Zoom Scan (5x5x7) (5x5x7)/Cube 0: Measurement grid: dx=8mm, dy=8mm, dz=5mm

Reference Value = 15.8 V/m; Power Drift = -0.049 dB

Peak SAR (extrapolated) = 1.65 W/kg

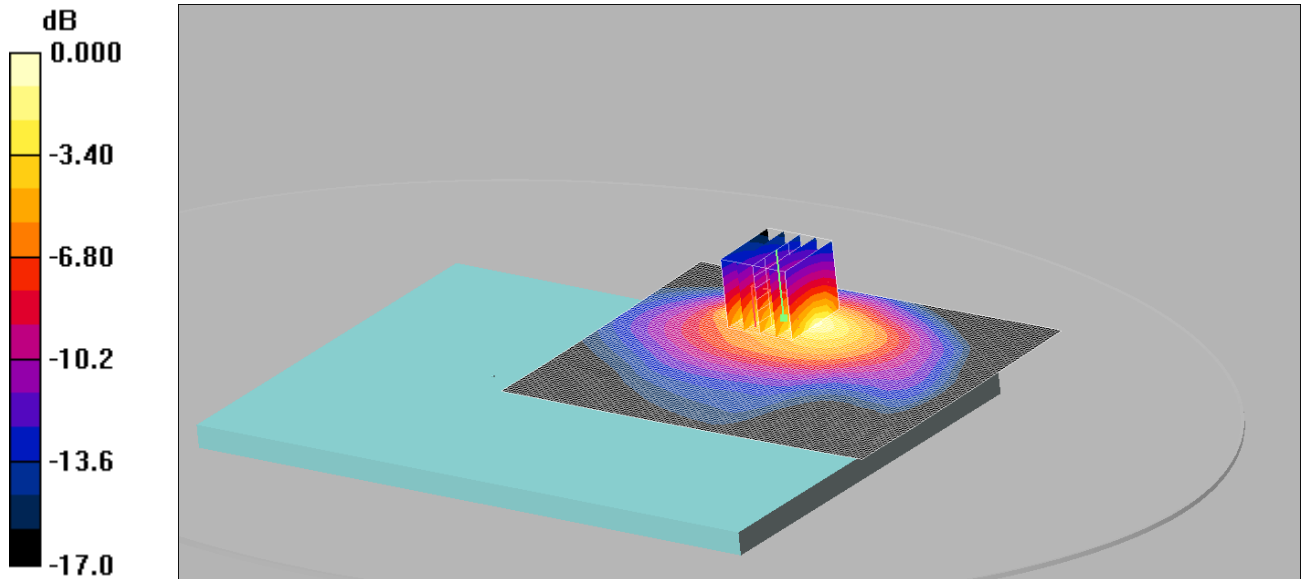
SAR(1 g) = 0.767 mW/g; SAR(10 g) = 0.389 mW/g

Maximum value of SAR (measured) = 0.905 mW/g

099: Back of EUT Facing Phantom LTE Band 17 50%RB CH23790 Reduced Power

Date: 19/06/2015

DUT: Inari; Type: Tablet



0 dB = 0.882mW/g

Communication System: LTE - Band 17 / 10MHz Channel; Frequency: 710 MHz;Duty Cycle: 1:1

Medium: 750 MHz MSL Medium parameters used (interpolated): f = 710 MHz; $\sigma = 0.947$ mho/m; $\epsilon_r = 53.7$; $\rho = 1000$ kg/m³

Phantom section: Flat Section

DASY4 Configuration:

- Probe: ES3DV3 - SN3304; ConvF(6.17, 6.17, 6.17);
- Sensor-Surface: 4mm (Mechanical Surface Detection)
- Electronics: DAE3 Sn432; Calibrated: 20/08/2014
- Phantom: ELI v5.0; Type: QDOVA002AA;
- Measurement SW: DASY4, V4.7 Build 80; Postprocessing SW: SEMCAD, V1.8 Build 186

Back of EUT Facing Phantom - Middle/Area Scan (91x121x1): Measurement grid: dx=15mm, dy=15mm

Maximum value of SAR (interpolated) = 0.975 mW/g

Back of EUT Facing Phantom - Middle/Zoom Scan (5x5x7) (5x5x7)/Cube 0: Measurement grid: dx=8mm, dy=8mm, dz=5mm

Reference Value = 15.6 V/m; Power Drift = -0.005 dB

Peak SAR (extrapolated) = 1.65 W/kg

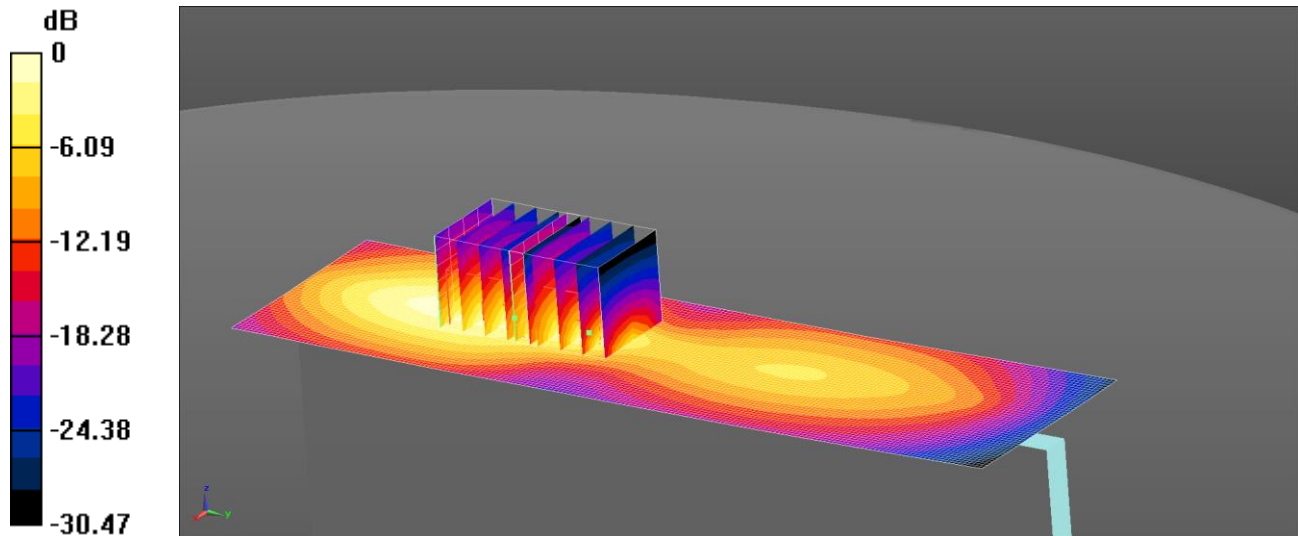
SAR(1 g) = 0.753 mW/g; SAR(10 g) = 0.384 mW/g

Maximum value of SAR (measured) = 0.882 mW/g

100: Top of EUT Facing Phantom LTE Band 17 1RB CH23790 Reduced Power

Date: 19/06/15

DUT: Inari; Type: Tablet



0 dB = 0.585 W/kg = -2.33 dBW/kg

Communication System: UID 0, LTE - Band 17 / 10MHz Channel; Frequency: 710 MHz; Duty Cycle: 1:1

Medium: 750 MHz MSL Medium parameters used (interpolated): $f = 710$ MHz; $\sigma = 0.947$ S/m; $\epsilon_r = 53.747$; $\rho = 1000$ kg/m³

Phantom section: Flat Section

DASY4

Configuration:

- Probe: ES3DV3 - SN3304; ConvF(6.17, 6.17, 6.17); Calibrated: 21/08/14;

- Sensor-Surface:

4mm (Mechanical Surface Detection)

- Electronics: DAE3 Sn432; Calibrated: 20/08/14

- Phantom: ELI v5.0; Type: QDOVA002AA;

- ; SEMCAD X Version 14.6.10 (7331)

Configuration/Top of EUT Facing Phantom - Middle/Area Scan (51x181x1): Interpolated grid: dx=1.500 mm, dy=1.500 mm

Maximum value of SAR (interpolated) = 0.585 W/kg

Configuration/Top of EUT Facing Phantom - Middle/Zoom Scan (5x5x7) (5x5x7)/Cube 0: Measurement grid: dx=8mm, dy=8mm, dz=5mm

Reference Value = 13.40 V/m; Power Drift = 0.01 dB

Peak SAR (extrapolated) = 1.64 W/kg

SAR(1 g) = 0.519 W/kg; SAR(10 g) = 0.241 W/kg

Maximum value of SAR (measured) = 0.583 W/kg

Configuration/Top of EUT Facing Phantom - Middle/Zoom Scan (5x5x7) (5x5x7)/Cube 1: Measurement grid: dx=8mm, dy=8mm, dz=5mm

Reference Value = 13.40 V/m; Power Drift = 0.01 dB

Peak SAR (extrapolated) = 0.775 W/kg

SAR(1 g) = 0.468 W/kg; SAR(10 g) = 0.286 W/kg

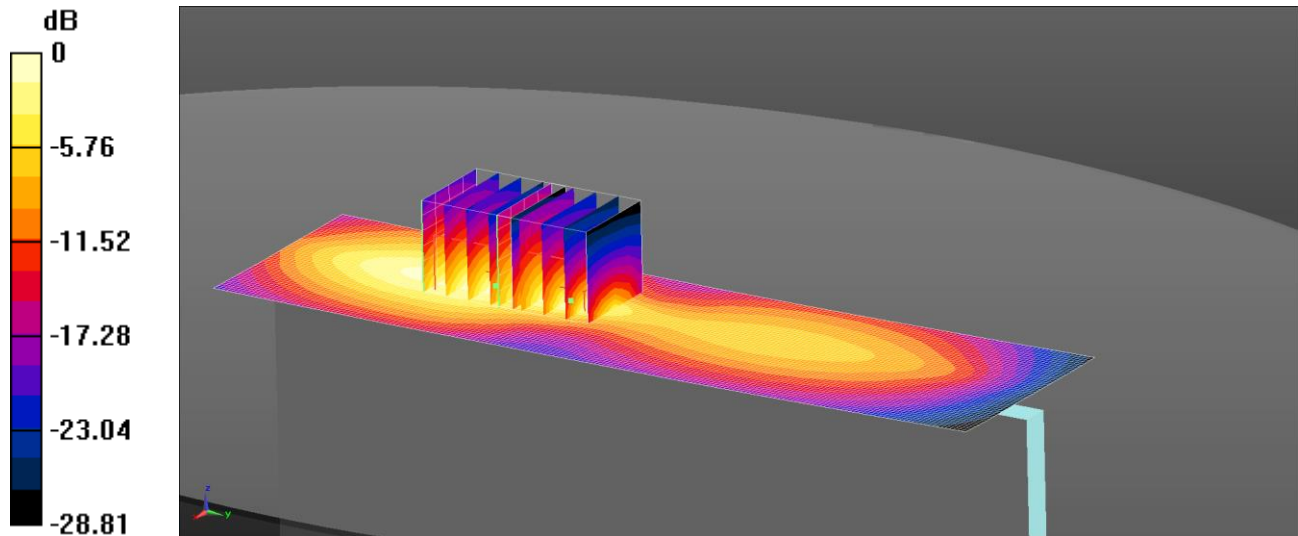
Maximum value of SAR (measured) = 0.521 W/kg

Note: DASY system is configured to measure any secondary maxima that are within 2dB of the measured SAR level.

101: Top of EUT Facing Phantom LTE Band 17 50%RB CH23790 Reduced Power

Date: 18/06/15

DUT: Inari; Type: Tablet



0 dB = 0.629 W/kg = -2.01 dBW/kg

Communication System: UID 0, LTE - Band 17 / 10MHz Channel; Frequency: 710 MHz; Duty Cycle: 1:1

Medium: 750 MHz MSL Medium parameters used (interpolated): $f = 710$ MHz; $\sigma = 0.947$ S/m; $\epsilon_r = 53.747$; $\rho = 1000$ kg/m³

Phantom section: Flat Section

DASY4 Configuration:

- Probe: ES3DV3 - SN3304; ConvF(6.17, 6.17, 6.17); Calibrated: 21/08/14;

- Sensor-

Surface: 4mm (Mechanical Surface Detection)

- Electronics: DAE3 Sn432; Calibrated: 20/08/14

- Phantom: ELI v5.0; Type: QDOVA002AA;

- ; SEMCAD X Version 14.6.10 (7331)

Configuration/Top of EUT Facing Phantom - Middle/Area Scan (51x181x1): Interpolated grid: dx=1.500 mm, dy=1.500 mm

Maximum value of SAR (interpolated) = 0.629 W/kg

Configuration/Top of EUT Facing Phantom - Middle/Zoom Scan (5x5x7) (5x5x7)/Cube 0: Measurement grid: dx=8mm, dy=8mm, dz=5mm

Reference Value = 11.84 V/m; Power Drift = 0.07 dB

Peak SAR (extrapolated) = 1.61 W/kg

SAR(1 g) = 0.512 W/kg; SAR(10 g) = 0.235 W/kg

Maximum value of SAR (measured) = 0.573 W/kg

Configuration/Top of EUT Facing Phantom - Middle/Zoom Scan (5x5x7) (5x5x7)/Cube 1: Measurement grid: dx=8mm, dy=8mm, dz=5mm

Reference Value = 11.84 V/m; Power Drift = 0.07 dB

Peak SAR (extrapolated) = 0.766 W/kg

SAR(1 g) = 0.451 W/kg; SAR(10 g) = 0.277 W/kg

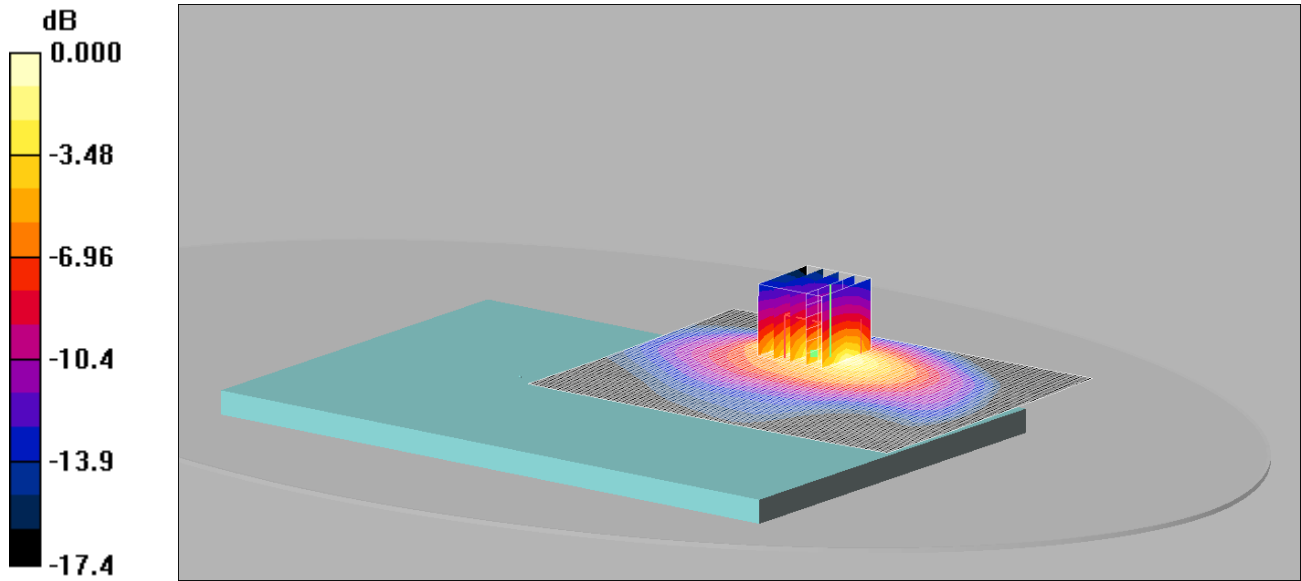
Maximum value of SAR (measured) = 0.499 W/kg

Note: DASY system is configured to measure any secondary maxima that are within 2dB of the measured SAR level.

102: Back of EUT Facing Phantom LTE Band 17 1RB CH23780 Reduced Power

Date: 19/06/2015

DUT: Inari; Type: Tablet



0 dB = 0.938mW/g

Communication System: LTE - Band 17 / 10MHz Channel; Frequency: 709 MHz; Duty Cycle: 1:1

Medium: 750 MHz MSL Medium parameters used (interpolated): $f = 709 \text{ MHz}$; $\sigma = 0.946 \text{ mho/m}$; $\epsilon_r = 53.8$; $\rho = 1000 \text{ kg/m}^3$

Phantom section: Flat Section

DASY4 Configuration:

- Probe: ES3DV3 - SN3304; ConvF(6.17, 6.17, 6.17);
- Sensor-Surface: 4mm (Mechanical Surface Detection)
- Electronics: DAE3 Sn432; Calibrated: 20/08/2014
- Phantom: ELI v5.0; Type: QDOVA002AA;
- Measurement SW: DASY4, V4.7 Build 80; Postprocessing SW: SEMCAD, V1.8 Build 186

Back of EUT Facing Phantom - Low/Area Scan (91x121x1): Measurement grid: $dx=15\text{mm}$, $dy=15\text{mm}$

Maximum value of SAR (interpolated) = 0.989 mW/g

Back of EUT Facing Phantom - Low/Zoom Scan (5x5x7) (5x5x7)/Cube 0: Measurement grid: $dx=8\text{mm}$, $dy=8\text{mm}$, $dz=5\text{mm}$

Reference Value = 16.0 V/m; Power Drift = -0.063 dB

Peak SAR (extrapolated) = 1.65 W/kg

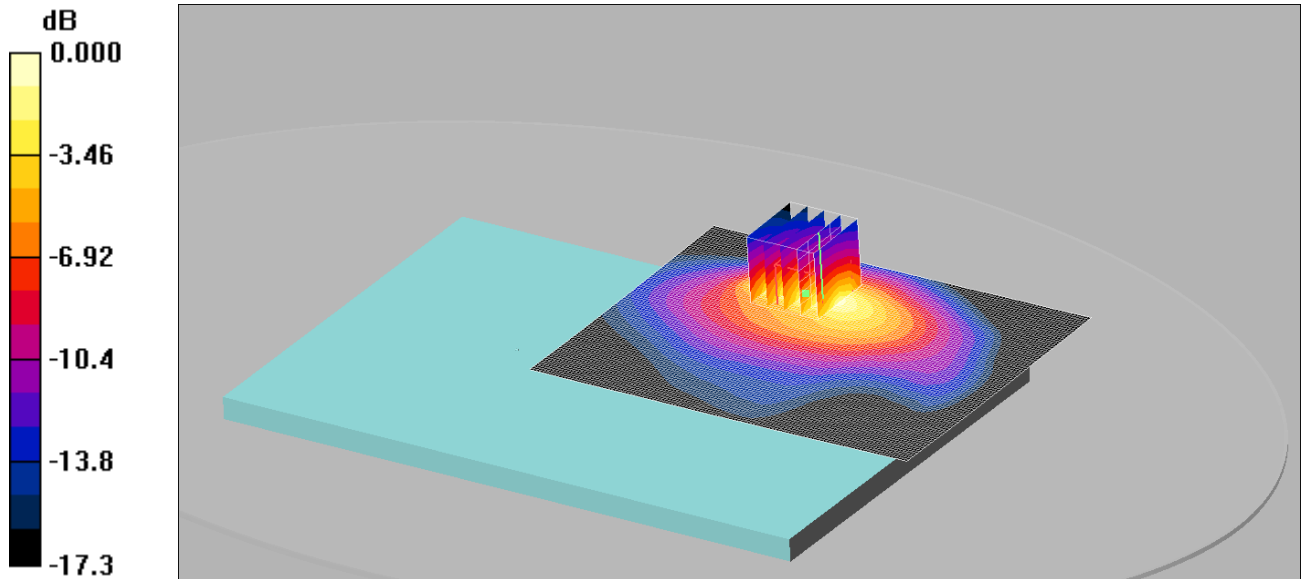
SAR(1 g) = 0.775 mW/g; SAR(10 g) = 0.394 mW/g

Maximum value of SAR (measured) = 0.938 mW/g

103: Back of EUT Facing Phantom LTE Band 17 1RB CH23800 Reduced Power

Date: 19/06/2015

DUT: Inari; Type: Tablet



0 dB = 0.914mW/g

Communication System: LTE - Band 17 / 10MHz Channel; Frequency: 711 MHz; Duty Cycle: 1:1

Medium: 750 MHz MSL Medium parameters used (interpolated): $f = 711 \text{ MHz}$; $\sigma = 0.947 \text{ mho/m}$; $\epsilon_r = 53.7$; $\rho = 1000 \text{ kg/m}^3$

Phantom section: Flat Section

DASY4 Configuration:

- Probe: ES3DV3 - SN3304; ConvF(6.17, 6.17, 6.17);

- Sensor-Surface: 4mm

(Mechanical Surface Detection)

- Electronics: DAE3 Sn432; Calibrated: 20/08/2014

- Phantom: ELI v5.0; Type: QDOVA002AA;

- Measurement SW: DASY4, V4.7 Build 80; Postprocessing SW: SEMCAD, V1.8 Build 186

Back of EUT Facing Phantom - High/Area Scan (91x121x1): Measurement grid: $dx=15\text{mm}$, $dy=15\text{mm}$

Maximum value of SAR (interpolated) = 0.967 mW/g

Back of EUT Facing Phantom - High/Zoom Scan (5x5x7) (5x5x7)/Cube 0: Measurement grid: $dx=8\text{mm}$, $dy=8\text{mm}$, $dz=5\text{mm}$

Reference Value = 15.9 V/m; Power Drift = -0.007 dB

Peak SAR (extrapolated) = 1.61 W/kg

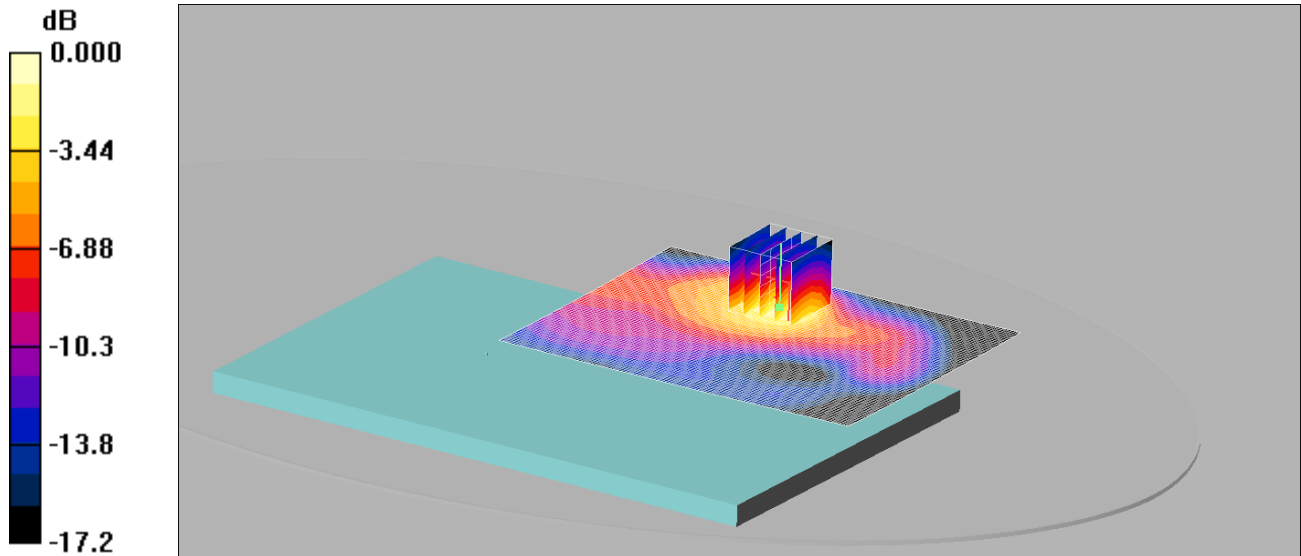
SAR(1 g) = 0.760 mW/g; SAR(10 g) = 0.388 mW/g

Maximum value of SAR (measured) = 0.914 mW/g

104: Back of EUT Facing Phantom LTE Band 25 1RB CH26590

Date: 01/07/2015

DUT: Inari; Type: Tablet



0 dB = 0.962mW/g

Communication System: LTE - Band 25 / 20MHz Channel; Frequency: 1905 MHz; Duty Cycle: 1:1

Medium: 1900 MHz MSL Medium parameters used (interpolated): $f = 1905 \text{ MHz}$; $\sigma = 1.49 \text{ mho/m}$; $\epsilon_r = 52.5$; $\rho = 1000 \text{ kg/m}^3$

Phantom section: Flat Section

DASY4 Configuration:

- Probe: ES3DV3 - SN3304; ConvF(4.69, 4.69, 4.69);

- Sensor-Surface: 4mm

(Mechanical Surface Detection)

- Electronics: DAE3 Sn432; Calibrated: 20/08/2014

- Phantom: ELI v5.0; Type: QDOVA002AA;

- Measurement SW: DASY4, V4.7 Build 80; Postprocessing SW: SEMCAD, V1.8 Build 186

Back of EUT Facing Phantom - High/Area Scan (91x121x1): Measurement grid: dx=15mm, dy=15mm

Maximum value of SAR (interpolated) = 0.970 mW/g

Back of EUT Facing Phantom - High/Zoom Scan (5x5x7) (5x5x7)/Cube 0: Measurement grid: dx=8mm, dy=8mm, dz=5mm

Reference Value = 16.4 V/m; Power Drift = 0.018 dB

Peak SAR (extrapolated) = 1.54 W/kg

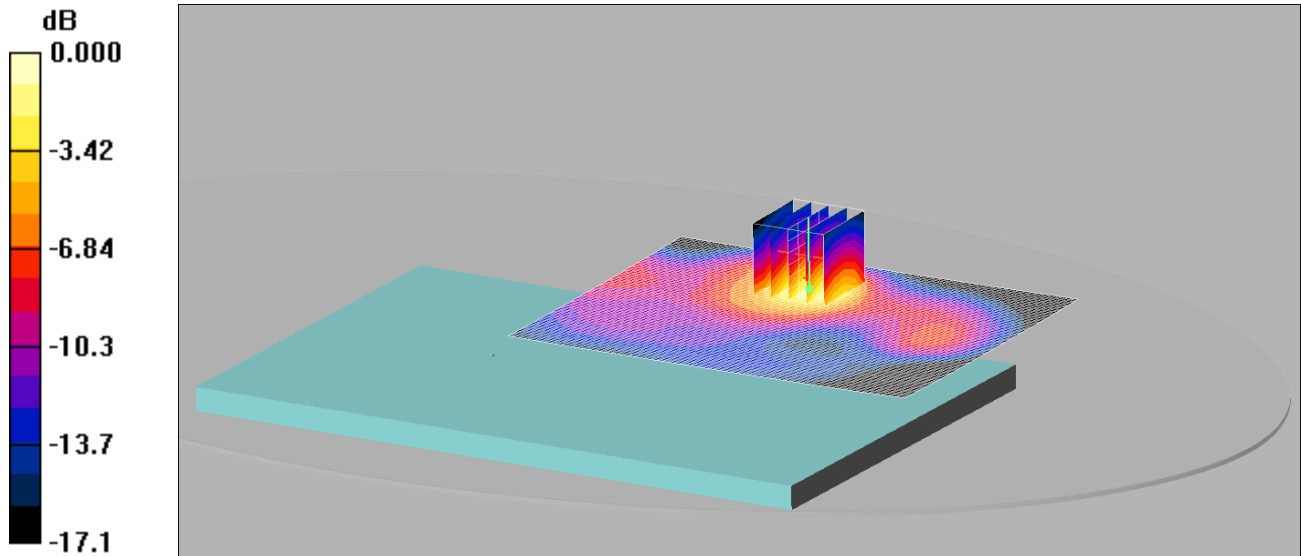
SAR(1 g) = 0.866 mW/g; SAR(10 g) = 0.464 mW/g

Maximum value of SAR (measured) = 0.962 mW/g

105: Back of EUT Facing Phantom LTE Band 25 1RB CH26140

Date: 01/07/2015

DUT: Inari; Type: Tablet



0 dB = 1.08mW/g

Communication System: LTE - Band 25 / 20MHz Channel; Frequency: 1860 MHz; Duty Cycle: 1:1

Medium: 1900 MHz MSL Medium parameters used (interpolated): $f = 1860$ MHz; $\sigma = 1.45$ mho/m; $\epsilon_r = 52.6$; $\rho = 1000$ kg/m³

Phantom section: Flat Section

DASY4 Configuration:

- Probe: ES3DV3 - SN3304; ConvF(4.69, 4.69, 4.69);

- Sensor-Surface: 4mm

(Mechanical Surface Detection)

- Electronics: DAE3 Sn432; Calibrated: 20/08/2014

- Phantom: ELI v5.0; Type: QDOVA002AA;

- Measurement SW: DASY4, V4.7 Build 80; Postprocessing SW: SEMCAD, V1.8 Build 186

Back of EUT Facing Phantom - Low/Area Scan (91x121x1): Measurement grid: dx=15mm, dy=15mm

Maximum value of SAR (interpolated) = 1.10 mW/g

Back of EUT Facing Phantom - Low/Zoom Scan (5x5x7) (5x5x7)/Cube 0: Measurement grid: dx=8mm, dy=8mm, dz=5mm

Reference Value = 15.5 V/m; Power Drift = 0.037 dB

Peak SAR (extrapolated) = 1.71 W/kg

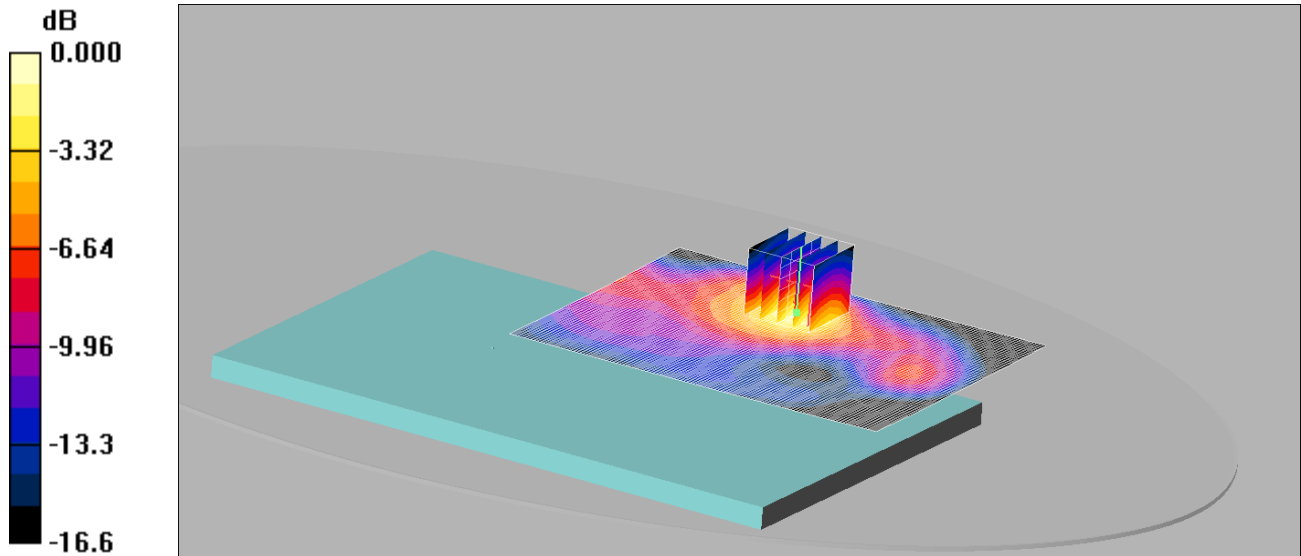
SAR(1 g) = 0.975 mW/g; SAR(10 g) = 0.521 mW/g

Maximum value of SAR (measured) = 1.08 mW/g

106: Back of EUT Facing Phantom LTE Band 25 1RB CH26365

Date: 01/07/2015

DUT: Inari; Type: Tablet



0 dB = 1.01mW/g

Communication System: LTE - Band 25 / 20MHz Channel; Frequency: 1882.5 MHz; Duty Cycle: 1:1

Medium: 1900 MHz MSL Medium parameters used (interpolated): $f = 1882 \text{ MHz}$; $\sigma = 1.47 \text{ mho/m}$; $\epsilon_r = 52.5$; $\rho = 1000 \text{ kg/m}^3$

Phantom section: Flat Section

DASY4 Configuration:

- Probe: ES3DV3 - SN3304; ConvF(4.69, 4.69, 4.69);

- Sensor-Surface: 4mm

(Mechanical Surface Detection)

- Electronics: DAE3 Sn432; Calibrated: 20/08/2014

- Phantom: ELI v5.0; Type: QDOVA002AA;

- Measurement SW: DASY4, V4.7 Build 80; Postprocessing SW: SEMCAD, V1.8 Build 186

Back of EUT Facing Phantom - Middle/Area Scan (91x121x1): Measurement grid: $dx=15\text{mm}$, $dy=15\text{mm}$

Maximum value of SAR (interpolated) = 1.01 mW/g

Back of EUT Facing Phantom - Middle/Zoom Scan (5x5x7) (5x5x7)/Cube 0: Measurement grid: $dx=8\text{mm}$, $dy=8\text{mm}$, $dz=5\text{mm}$

Reference Value = 16.0 V/m; Power Drift = 0.011 dB

Peak SAR (extrapolated) = 1.63 W/kg

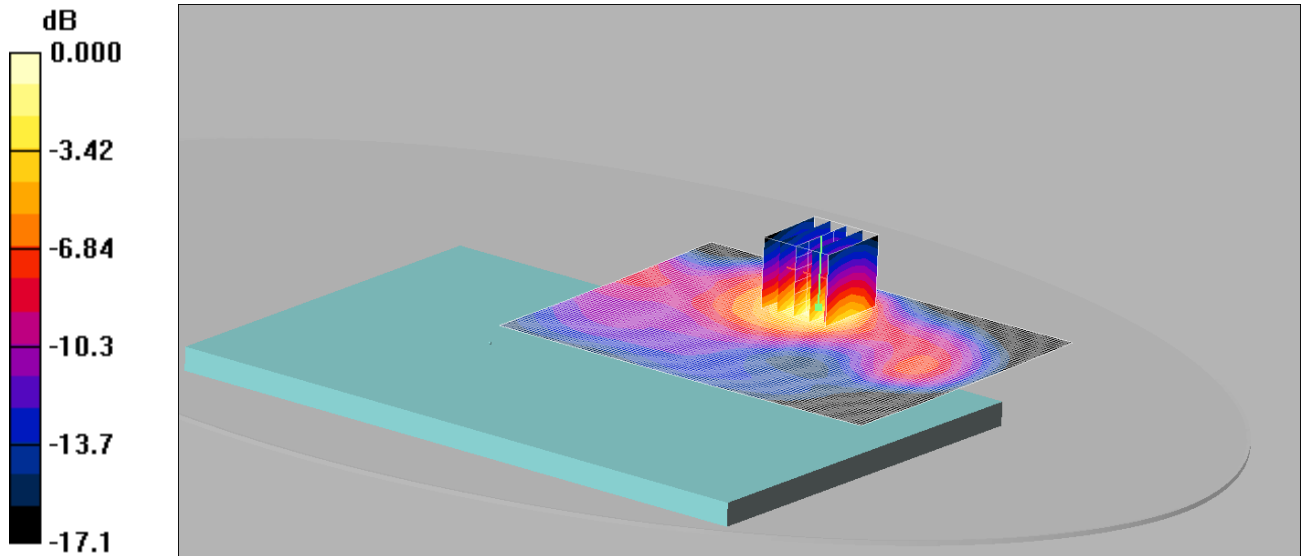
SAR(1 g) = 0.918 mW/g; SAR(10 g) = 0.493 mW/g

Maximum value of SAR (measured) = 1.01 mW/g

107: Back of EUT Facing Phantom LTE Band 25 50%RB CH26140

Date: 01/07/2015

DUT: Inari; Type: Tablet



0 dB = 0.833mW/g

Communication System: LTE - Band 25 / 20MHz Channel; Frequency: 1860 MHz;Duty Cycle: 1:1

Medium: 1900 MHz MSL Medium parameters used (interpolated): $f = 1860$ MHz; $\sigma = 1.45$ mho/m; $\epsilon_r = 52.6$; $\rho = 1000$ kg/m³

Phantom section: Flat Section

DASY4 Configuration:

- Probe: ES3DV3 - SN3304; ConvF(4.69, 4.69, 4.69);

- Sensor-Surface: 4mm

(Mechanical Surface Detection)

- Electronics: DAE3 Sn432; Calibrated: 20/08/2014

- Phantom: ELI v5.0; Type: QDOVA002AA;

- Measurement SW: DASY4, V4.7 Build 80; Postprocessing SW: SEMCAD, V1.8 Build 186

Back of EUT Facing Phantom - Low/Area Scan (91x121x1): Measurement grid: dx=15mm, dy=15mm

Maximum value of SAR (interpolated) = 0.827 mW/g

Back of EUT Facing Phantom - Low/Zoom Scan (5x5x7) (5x5x7)/Cube 0: Measurement grid: dx=8mm, dy=8mm, dz=5mm

Reference Value = 13.9 V/m; Power Drift = 0.011 dB

Peak SAR (extrapolated) = 1.31 W/kg

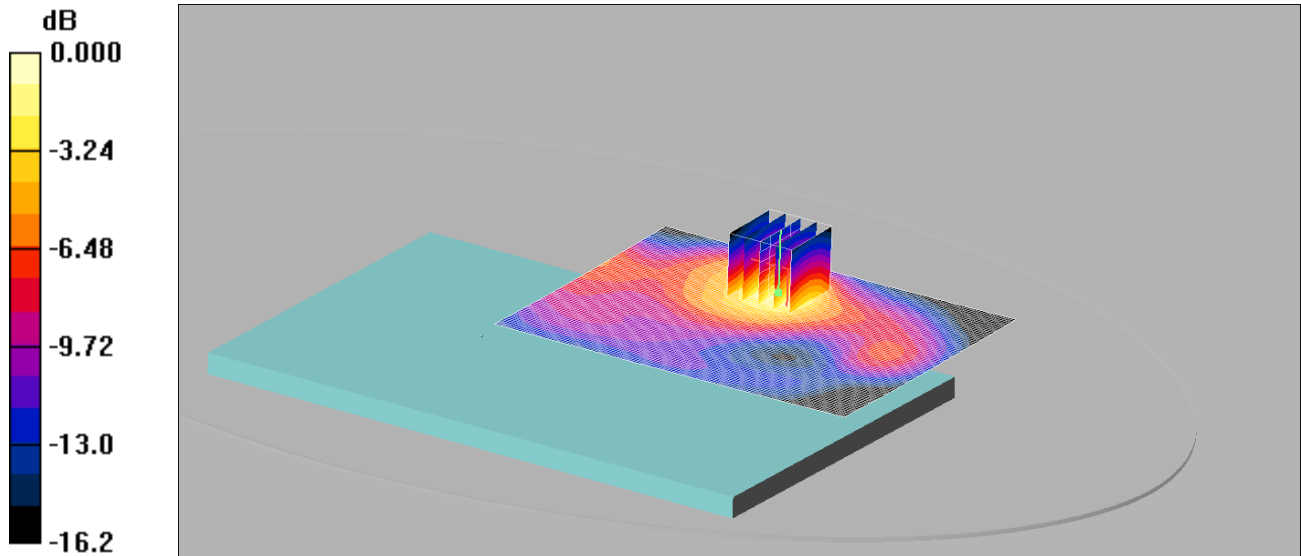
SAR(1 g) = 0.739 mW/g; SAR(10 g) = 0.395 mW/g

Maximum value of SAR (measured) = 0.833 mW/g

108: Back of EUT Facing Phantom LTE Band 25 50%RB CH26365

Date: 01/07/2015

DUT: Inari; Type: Tablet



0 dB = 0.474mW/g

Communication System: LTE - Band 25 / 20MHz Channel; Frequency: 1882.5 MHz; Duty Cycle: 1:1

Medium: 1900 MHz MSL Medium parameters used (interpolated): $f = 1882 \text{ MHz}$; $\sigma = 1.47 \text{ mho/m}$; $\epsilon_r = 52.5$; $\rho = 1000 \text{ kg/m}^3$

Phantom section: Flat Section

DASY4 Configuration:

- Probe: ES3DV3 - SN3304; ConvF(4.69, 4.69, 4.69);

- Sensor-Surface: 4mm

(Mechanical Surface Detection)

- Electronics: DAE3 Sn432; Calibrated: 20/08/2014

- Phantom: ELI v5.0; Type: QDOVA002AA;

- Measurement SW: DASY4, V4.7 Build 80; Postprocessing SW: SEMCAD, V1.8 Build 186

Back of EUT Facing Phantom - Middle/Area Scan (91x121x1): Measurement grid: dx=15mm, dy=15mm

Maximum value of SAR (interpolated) = 0.461 mW/g

Back of EUT Facing Phantom - Middle/Zoom Scan (5x5x7) (5x5x7)/Cube 0: Measurement grid: dx=8mm, dy=8mm, dz=5mm

Reference Value = 11.8 V/m; Power Drift = 0.017 dB

Peak SAR (extrapolated) = 0.739 W/kg

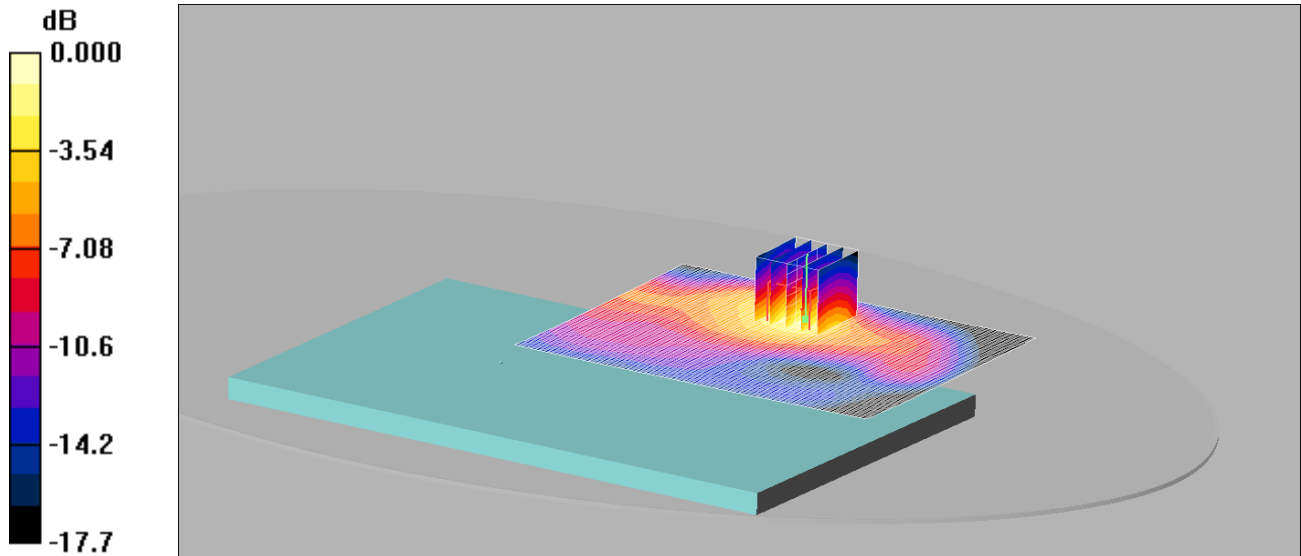
SAR(1 g) = 0.430 mW/g; SAR(10 g) = 0.241 mW/g

Maximum value of SAR (measured) = 0.474 mW/g

109: Back of EUT Facing Phantom LTE Band 25 50%RB CH26590

Date: 01/07/2015

DUT: Inari; Type: Tablet



0 dB = 0.680mW/g

Communication System: LTE - Band 25 / 20MHz Channel; Frequency: 1905 MHz; Duty Cycle: 1:1

Medium: 1900 MHz MSL Medium parameters used (interpolated): $f = 1905 \text{ MHz}$; $\sigma = 1.49 \text{ mho/m}$; $\epsilon_r = 52.5$; $\rho = 1000 \text{ kg/m}^3$

Phantom section: Flat Section

DASY4 Configuration:

- Probe: ES3DV3 - SN3304; ConvF(4.69, 4.69, 4.69);

- Sensor-Surface: 4mm

(Mechanical Surface Detection)

- Electronics: DAE3 Sn432; Calibrated: 20/08/2014

- Phantom: ELI v5.0; Type: QDOVA002AA;

- Measurement SW: DASY4, V4.7 Build 80; Postprocessing SW: SEMCAD, V1.8 Build 186

Back of EUT Facing Phantom - High/Area Scan (91x121x1): Measurement grid: dx=15mm, dy=15mm

Maximum value of SAR (interpolated) = 0.645 mW/g

Back of EUT Facing Phantom - High/Zoom Scan (5x5x7) (5x5x7)/Cube 0: Measurement grid: dx=8mm, dy=8mm, dz=5mm

Reference Value = 14.0 V/m; Power Drift = 0.006 dB

Peak SAR (extrapolated) = 1.07 W/kg

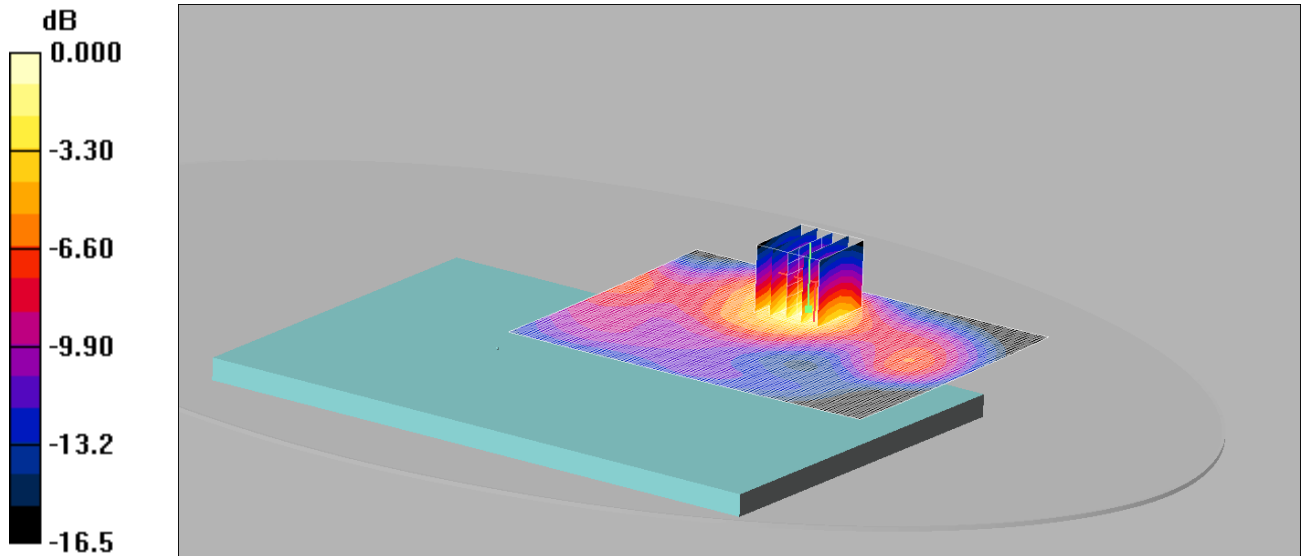
SAR(1 g) = 0.607 mW/g; SAR(10 g) = 0.328 mW/g

Maximum value of SAR (measured) = 0.680 mW/g

110: Back of EUT Facing Phantom LTE Band 25 100%RB CH26140

Date: 01/07/2015

DUT: Inari; Type: Tablet



0 dB = 0.504mW/g

Communication System: LTE - Band 25 / 20MHz Channel; Frequency: 1860 MHz;Duty Cycle: 1:1

Medium: 1900 MHz MSL Medium parameters used (interpolated): $f = 1860$ MHz; $\sigma = 1.45$ mho/m; $\epsilon_r = 52.6$; $\rho = 1000$ kg/m³

Phantom section: Flat Section

DASY4 Configuration:

- Probe: ES3DV3 - SN3304; ConvF(4.69, 4.69, 4.69);

- Sensor-Surface: 4mm

(Mechanical Surface Detection)

- Electronics: DAE3 Sn432; Calibrated: 20/08/2014

- Phantom: ELI v5.0; Type: QDOVA002AA;

- Measurement SW: DASY4, V4.7 Build 80; Postprocessing SW: SEMCAD, V1.8 Build 186

Back of EUT Facing Phantom - Low/Area Scan (91x121x1): Measurement grid: dx=15mm, dy=15mm

Maximum value of SAR (interpolated) = 0.492 mW/g

Back of EUT Facing Phantom - Low/Zoom Scan (5x5x7) (5x5x7)/Cube 0: Measurement grid: dx=8mm, dy=8mm, dz=5mm

Reference Value = 11.6 V/m; Power Drift = 0.022 dB

Peak SAR (extrapolated) = 0.775 W/kg

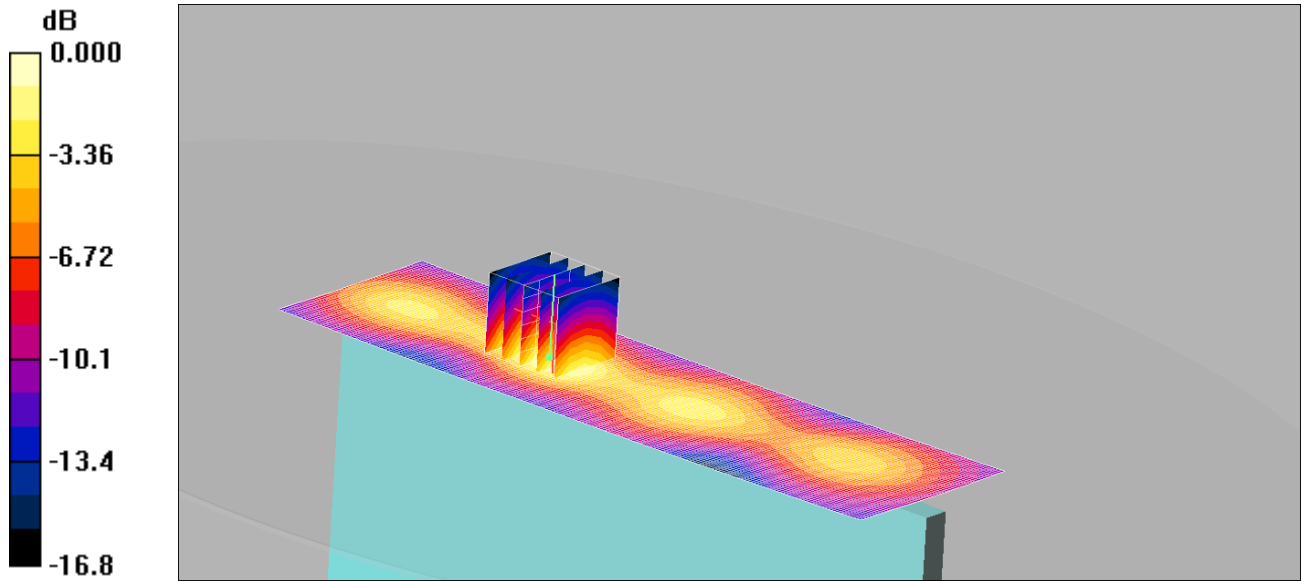
SAR(1 g) = 0.453 mW/g; SAR(10 g) = 0.253 mW/g

Maximum value of SAR (measured) = 0.504 mW/g

111: Top of EUT Facing Phantom LTE Band 25 1RB CH26590

Date: 26/06/2015

DUT: Inari; Type: Tablet



0 dB = 0.544mW/g

Communication System: LTE - Band 25 / 20MHz Channel; Frequency: 1905 MHz;Duty Cycle: 1:1

Medium: 1900 MHz MSL Medium parameters used (interpolated): f = 1905 MHz; $\sigma = 1.49$ mho/m; $\epsilon_r = 52.5$; $\rho = 1000$ kg/m³

Phantom section: Flat Section

DASY4 Configuration:

- Probe: ES3DV3 - SN3304; ConvF(4.69, 4.69, 4.69);
- Sensor-Surface: 4mm (Mechanical Surface Detection)
- Electronics: DAE3 Sn432; Calibrated: 20/08/2014
- Phantom: ELI v5.0; Type: QDOVA002AA;
- Measurement SW: DASY4, V4.7 Build 80; Postprocessing SW: SEMCAD, V1.8 Build 186

Top of EUT Facing Phantom - High/Area Scan (51x181x1): Measurement grid: dx=15mm, dy=15mm

Maximum value of SAR (interpolated) = 0.540 mW/g

Top of EUT Facing Phantom - High/Zoom Scan (5x5x7) (5x5x7)/Cube 0: Measurement grid: dx=8mm, dy=8mm, dz=5mm

Reference Value = 9.16 V/m; Power Drift = -0.078 dB

Peak SAR (extrapolated) = 0.810 W/kg

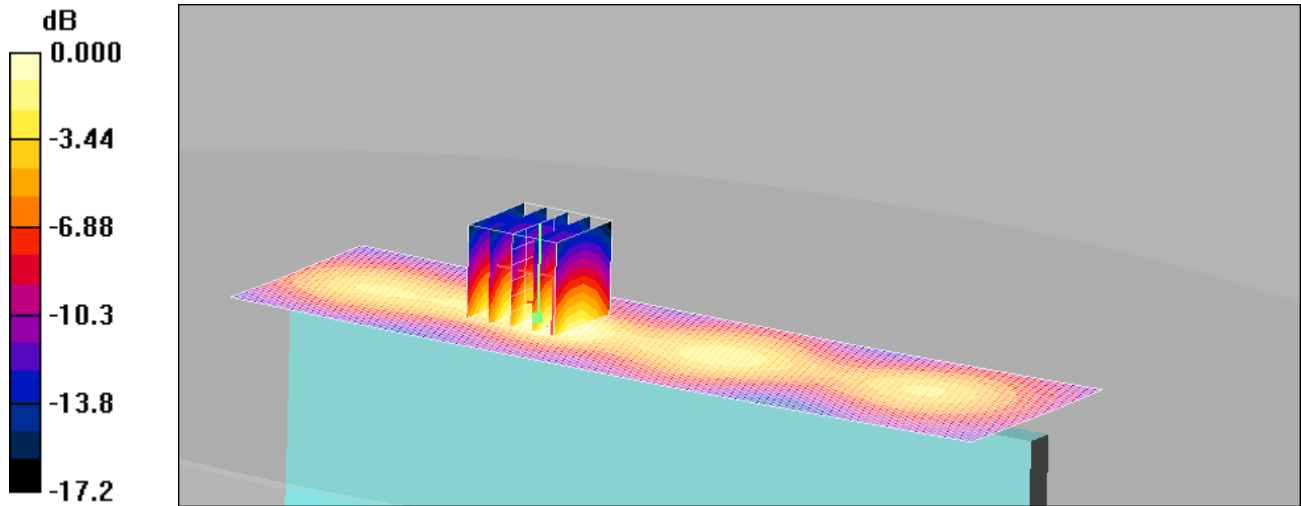
SAR(1 g) = 0.487 mW/g; SAR(10 g) = 0.275 mW/g

Maximum value of SAR (measured) = 0.544 mW/g

112: Top of EUT Facing Phantom LTE Band 25 50%RB CH26140

Date: 26/06/2015

DUT: Inari; Type: Tablet



0 dB = 0.361mW/g

Communication System: LTE - Band 25 / 20MHz Channel; Frequency: 1860 MHz;Duty Cycle: 1:1

Medium: 1900 MHz MSL Medium parameters used (interpolated): $f = 1860$ MHz; $\sigma = 1.45$ mho/m; $\epsilon_r = 52.6$; $\rho = 1000$ kg/m³

Phantom section: Flat Section

DASY4 Configuration:

- Probe: ES3DV3 - SN3304; ConvF(4.69, 4.69, 4.69);
- Sensor-Surface: 4mm (Mechanical Surface Detection)
- Electronics: DAE3 Sn432; Calibrated: 20/08/2014
- Phantom: ELI v5.0; Type: QDOVA002AA;
- Measurement SW: DASY4, V4.7 Build 80; Postprocessing SW: SEMCAD, V1.8 Build 186

Top of EUT Facing Phantom - Low/Area Scan (51x181x1): Measurement grid: dx=15mm, dy=15mm

Maximum value of SAR (interpolated) = 0.363 mW/g

Top of EUT Facing Phantom - Low/Zoom Scan (5x5x7) (5x5x7)/Cube 0: Measurement grid: dx=8mm, dy=8mm, dz=5mm

Reference Value = 8.27 V/m; Power Drift = -0.030 dB

Peak SAR (extrapolated) = 0.543 W/kg

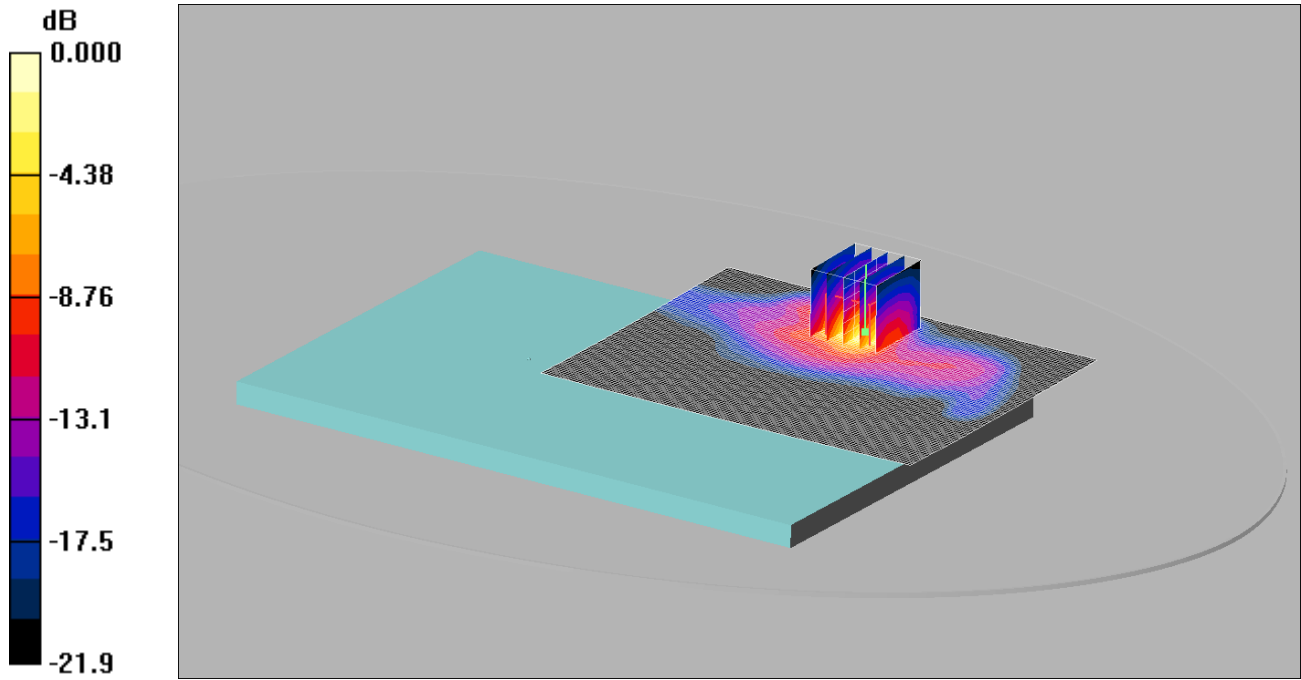
SAR(1 g) = 0.325 mW/g; SAR(10 g) = 0.182 mW/g

Maximum value of SAR (measured) = 0.361 mW/g

113: Back of EUT Facing Phantom LTE Band 25 1RB CH26590 Reduced Power

Date: 26/06/2015

DUT: Inari; Type: Tablet



0 dB = 0.870mW/g

Communication System: LTE - Band 25 / 20MHz Channel; Frequency: 1905 MHz;Duty Cycle: 1:1

Medium: 1900 MHz MSL Medium parameters used (interpolated): $f = 1905$ MHz; $\sigma = 1.49$ mho/m; $\epsilon_r = 52.5$; $\rho = 1000$ kg/m³

Phantom section: Flat Section

DASY4 Configuration:

- Probe: ES3DV3 - SN3304; ConvF(4.69, 4.69, 4.69);

- Sensor-Surface: 4mm

(Mechanical Surface Detection)

- Electronics: DAE3 Sn432; Calibrated: 20/08/2014

- Phantom: ELI v5.0; Type: QDOVA002AA;

- Measurement SW: DASY4, V4.7 Build 80; Postprocessing SW: SEMCAD, V1.8 Build 186

Back of EUT Facing Phantom - High/Area Scan (91x121x1): Measurement grid: dx=15mm, dy=15mm

Maximum value of SAR (interpolated) = 0.769 mW/g

Back of EUT Facing Phantom - High/Zoom Scan (5x5x7) (5x5x7)/Cube 0: Measurement grid: dx=8mm, dy=8mm, dz=5mm

Reference Value = 7.83 V/m; Power Drift = 0.055 dB

Peak SAR (extrapolated) = 1.73 W/kg


SAR(1 g) = 0.731 mW/g; SAR(10 g) = 0.299 mW/g

Maximum value of SAR (measured) = 0.870 mW/g

114: Back of EUT Facing Phantom LTE Band 25 1RB CH26140 Reduced Power

Date: 26/06/2015

DUT: Inari; Type: Tablet



0 dB = 0.470mW/g

Communication System: LTE - Band 25 / 20MHz Channel; Frequency: 1860 MHz; Duty Cycle: 1:1

Medium: 1900 MHz MSL Medium parameters used (interpolated): $f = 1860$ MHz; $\sigma = 1.45$ mho/m; $\epsilon_r = 52.6$; $\rho = 1000$ kg/m³

Phantom section: Flat Section

DASY4 Configuration:

- Probe: ES3DV3 - SN3304; ConvF(4.69, 4.69, 4.69);
- Sensor-Surface: 4mm (Mechanical Surface Detection)
- Electronics: DAE3 Sn432; Calibrated: 20/08/2014
- Phantom: ELI v5.0; Type: QDOVA002AA;
- Measurement SW: DASY4, V4.7 Build 80; Postprocessing SW: SEMCAD, V1.8 Build 186

Back of EUT Facing Phantom - Low/Area Scan (61x121x1): Measurement grid: dx=15mm, dy=15mm

Maximum value of SAR (interpolated) = 0.426 mW/g

Back of EUT Facing Phantom - Low/Zoom Scan (5x5x7) (5x5x7)/Cube 0: Measurement grid: dx=8mm, dy=8mm, dz=5mm

Reference Value = 2.32 V/m; Power Drift = 0.169 dB

Peak SAR (extrapolated) = 0.999 W/kg

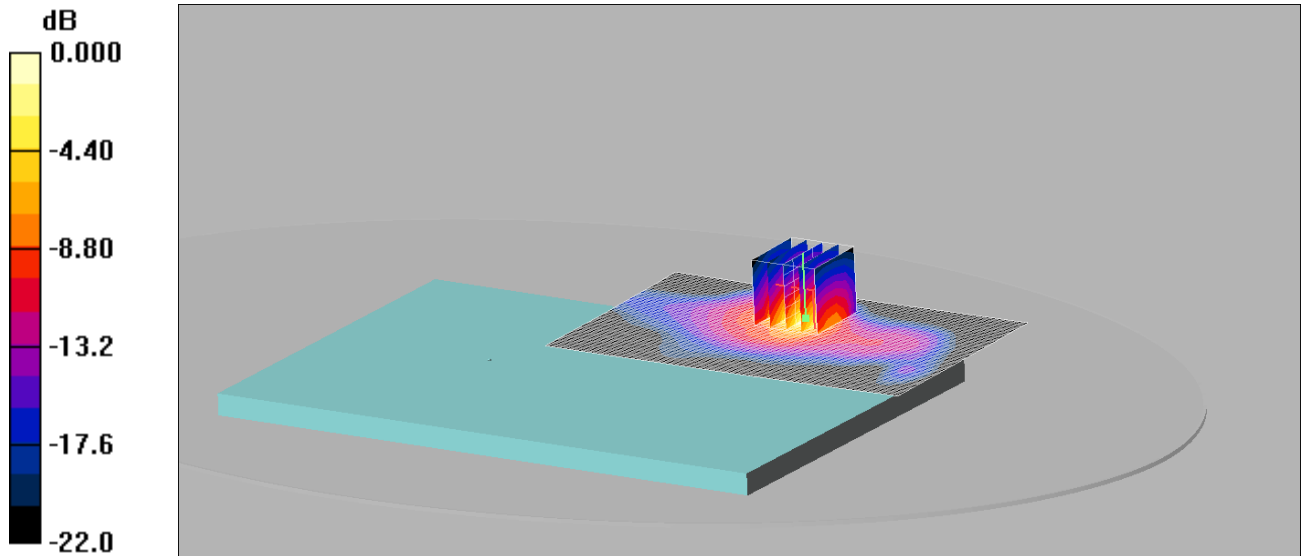
SAR(1 g) = 0.429 mW/g; SAR(10 g) = 0.179 mW/g

Maximum value of SAR (measured) = 0.470 mW/g

115: Back of EUT Facing Phantom LTE Band 25 1RB CH26365 Reduced Power

Date: 26/06/2015

DUT: Inari; Type: Tablet



0 dB = 0.812mW/g

Communication System: LTE - Band 25 / 20MHz Channel; Frequency: 1882.5 MHz; Duty Cycle: 1:1

Medium: 1900 MHz MSL Medium parameters used (interpolated): $f = 1882.5$ MHz; $\sigma = 1.47$ mho/m; $\epsilon_r = 52.5$; $\rho = 1000$ kg/m³

Phantom section: Flat Section

DASY4 Configuration:

- Probe: ES3DV3 - SN3304; ConvF(4.69, 4.69, 4.69);
- Sensor-Surface: 4mm (Mechanical Surface Detection)
- Electronics: DAE3 Sn432; Calibrated: 20/08/2014
- Phantom: ELI v5.0; Type: QDOVA002AA;
- Measurement SW: DASY4, V4.7 Build 80; Postprocessing SW: SEMCAD, V1.8 Build 186

Back of EUT Facing Phantom - Middle/Area Scan (71x121x1): Measurement grid: dx=15mm, dy=15mm

Maximum value of SAR (interpolated) = 0.873 mW/g

Back of EUT Facing Phantom - Middle/Zoom Scan (5x5x7) (5x5x7)/Cube 0: Measurement grid: dx=8mm, dy=8mm, dz=5mm

Reference Value = 8.45 V/m; Power Drift = -0.014 dB

Peak SAR (extrapolated) = 1.59 W/kg


SAR(1 g) = 0.681 mW/g; SAR(10 g) = 0.280 mW/g

Maximum value of SAR (measured) = 0.812 mW/g

116: Back of EUT Facing Phantom LTE Band 25 50%RB CH26140 Reduced Power

Date: 26/06/2015

DUT: Inari; Type: Tablet



0 dB = 0.726mW/g

Communication System: LTE - Band 25 / 20MHz Channel; Frequency: 1860 MHz;Duty Cycle: 1:1

Medium: 1900 MHz MSL Medium parameters used (interpolated): $f = 1860$ MHz; $\sigma = 1.45$ mho/m; $\epsilon_r = 52.6$; $\rho = 1000$ kg/m³

Phantom section: Flat Section

DASY4 Configuration:

- Probe: ES3DV3 - SN3304; ConvF(4.69, 4.69, 4.69);

- Sensor-Surface: 4mm

(Mechanical Surface Detection)

- Electronics: DAE3 Sn432; Calibrated: 20/08/2014

- Phantom: ELI v5.0; Type: QDOVA002AA;

- Measurement SW: DASY4, V4.7 Build 80; Postprocessing SW: SEMCAD, V1.8 Build 186

Back of EUT Facing Phantom - Low/Area Scan (71x121x1): Measurement grid: dx=15mm, dy=15mm

Maximum value of SAR (interpolated) = 0.773 mW/g

Back of EUT Facing Phantom - Low/Zoom Scan (5x5x7) (5x5x7)/Cube 0: Measurement grid: dx=8mm, dy=8mm, dz=5mm

Reference Value = 8.67 V/m; Power Drift = 0.009 dB

Peak SAR (extrapolated) = 1.43 W/kg

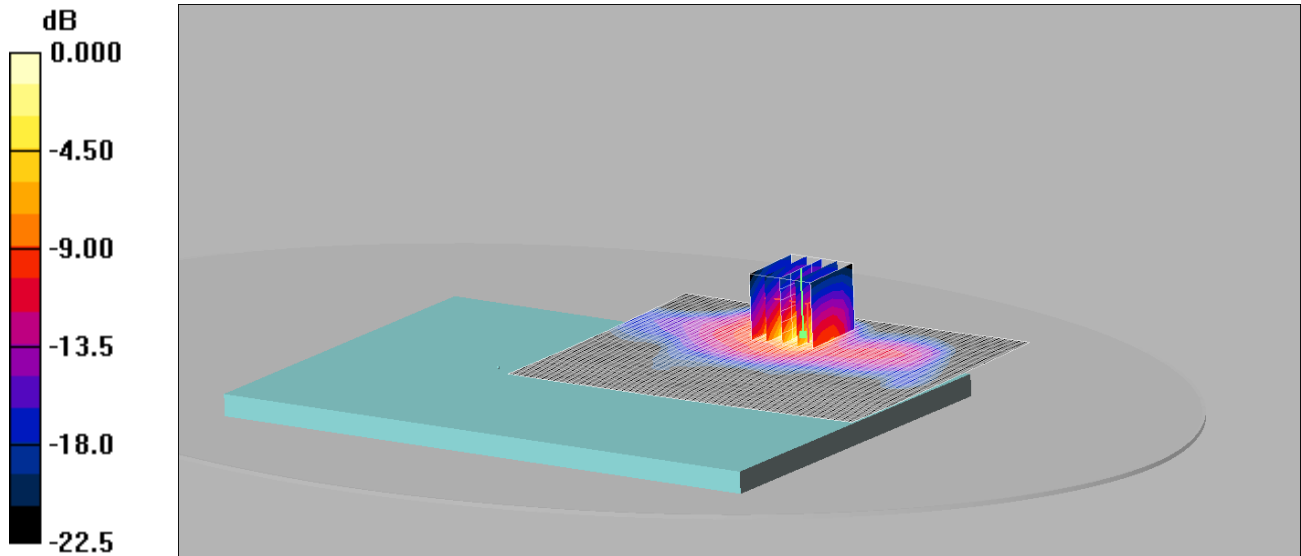
SAR(1 g) = 0.613 mW/g; SAR(10 g) = 0.256 mW/g

Maximum value of SAR (measured) = 0.726 mW/g

117: Back of EUT Facing Phantom LTE Band 25 100%RB CH26590 Reduced Power

Date: 26/06/2015

DUT: Inari; Type: Tablet



0 dB = 0.699mW/g

Communication System: LTE - Band 25 / 20MHz Channel; Frequency: 1905 MHz; Duty Cycle: 1:1

Medium: 1900 MHz MSL Medium parameters used (interpolated): $f = 1905 \text{ MHz}$; $\sigma = 1.49 \text{ mho/m}$; $\epsilon_r = 52.5$; $\rho = 1000 \text{ kg/m}^3$

Phantom section: Flat Section

DASY4 Configuration:

- Probe: ES3DV3 - SN3304; ConvF(4.69, 4.69, 4.69);
- Sensor-Surface: 4mm (Mechanical Surface Detection)
- Electronics: DAE3 Sn432; Calibrated: 20/08/2014
- Phantom: ELI v5.0; Type: QDOVA002AA;
- Measurement SW: DASY4, V4.7 Build 80; Postprocessing SW: SEMCAD, V1.8 Build 186

Back of EUT Facing Phantom - High/Area Scan (91x121x1): Measurement grid: dx=15mm, dy=15mm

Maximum value of SAR (interpolated) = 0.623 mW/g

Back of EUT Facing Phantom - High/Zoom Scan (5x5x7) (5x5x7)/Cube 0: Measurement grid: dx=8mm, dy=8mm, dz=5mm

Reference Value = 7.05 V/m; Power Drift = 0.043 dB

Peak SAR (extrapolated) = 1.44 W/kg

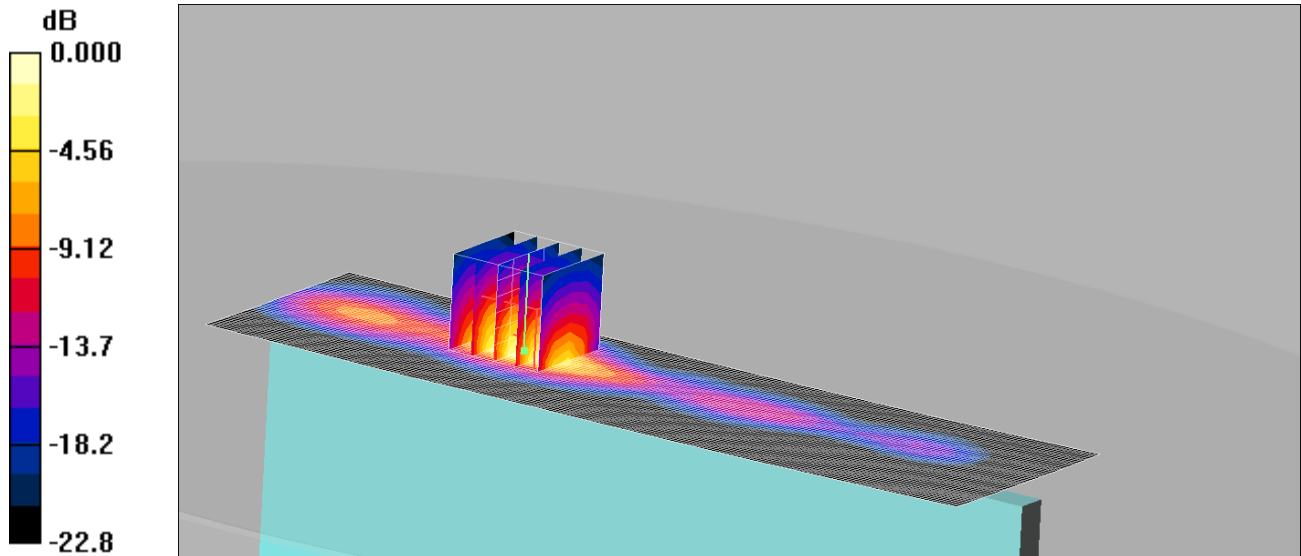
SAR(1 g) = 0.596 mW/g; SAR(10 g) = 0.243 mW/g

Maximum value of SAR (measured) = 0.699 mW/g

118: Top of EUT Facing Phantom LTE Band 25 1RB CH26590 Reduced Power

Date: 26/06/2015

DUT: Inari; Type: Tablet



0 dB = 0.895mW/g

Communication System: LTE - Band 25 / 20MHz Channel; Frequency: 1905 MHz; Duty Cycle: 1:1

Medium: 1900 MHz MSL Medium parameters used (interpolated): $f = 1905 \text{ MHz}$; $\sigma = 1.49 \text{ mho/m}$; $\epsilon_r = 52.5$; $\rho = 1000 \text{ kg/m}^3$

Phantom section: Flat Section

DASY4 Configuration:

- Probe: ES3DV3 - SN3304; ConvF(4.69, 4.69, 4.69);

- Sensor-Surface: 4mm

(Mechanical Surface Detection)

- Electronics: DAE3 Sn432; Calibrated: 20/08/2014

- Phantom: ELI v5.0; Type: QDOVA002AA;

- Measurement SW: DASY4, V4.7 Build 80; Postprocessing SW: SEMCAD, V1.8 Build 186

Top of EUT Facing Phantom - High/Area Scan (51x181x1): Measurement grid: dx=15mm, dy=15mm

Maximum value of SAR (interpolated) = 0.993 mW/g

Top of EUT Facing Phantom - High/Zoom Scan (5x5x7) (5x5x7)/Cube 0: Measurement grid: dx=8mm, dy=8mm, dz=5mm

Reference Value = 4.96 V/m; Power Drift = -0.014 dB

Peak SAR (extrapolated) = 1.81 W/kg

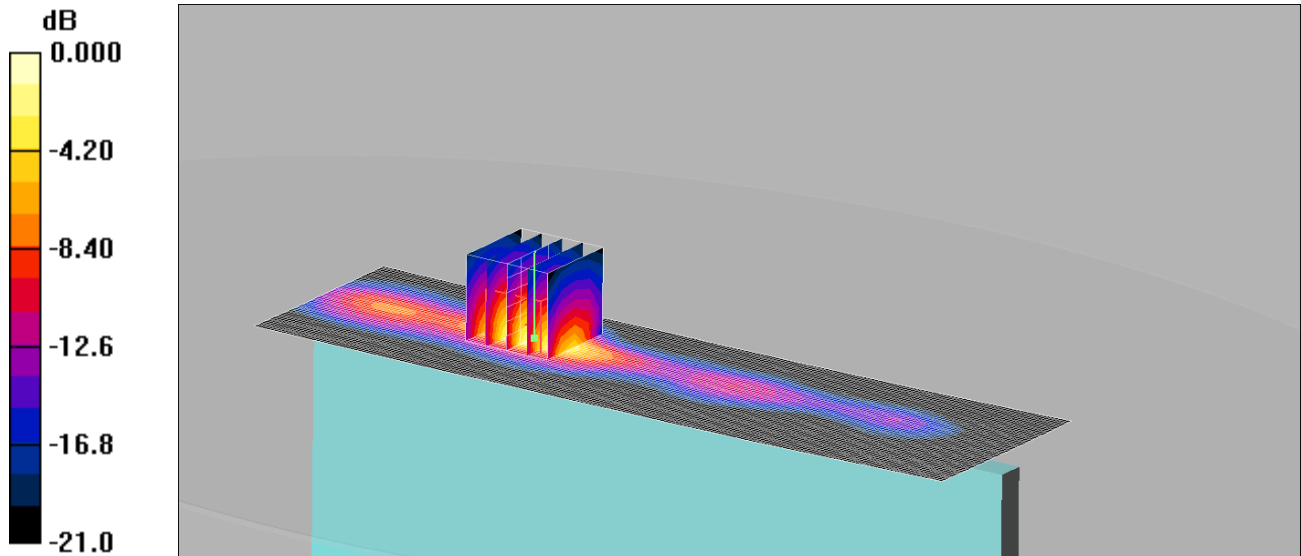
SAR(1 g) = 0.786 mW/g; SAR(10 g) = 0.322 mW/g

Maximum value of SAR (measured) = 0.895 mW/g

119: Top of EUT Facing Phantom LTE Band 25 1RB CH26140 Reduced Power

Date: 29/06/2015

DUT: Inari; Type: Tablet



0 dB = 0.453mW/g

Communication System: LTE - Band 25 / 20MHz Channel; Frequency: 1860 MHz; Duty Cycle: 1:1

Medium: 1900 MHz MSL Medium parameters used (interpolated): $f = 1860$ MHz; $\sigma = 1.45$ mho/m; $\epsilon_r = 52.6$; $\rho = 1000$ kg/m³

Phantom section: Flat Section

DASY4 Configuration:

- Probe: ES3DV3 - SN3304; ConvF(4.69, 4.69, 4.69);

- Sensor-Surface: 4mm

(Mechanical Surface Detection)

- Electronics: DAE3 Sn432; Calibrated: 20/08/2014

- Phantom: ELI v5.0; Type: QDOVA002AA;

- Measurement SW: DASY4, V4.7 Build 80; Postprocessing SW: SEMCAD, V1.8 Build 186

Top of EUT Facing Phantom - Low/Area Scan (51x181x1): Measurement grid: dx=15mm, dy=15mm

Maximum value of SAR (interpolated) = 0.463 mW/g

Top of EUT Facing Phantom - Low/Zoom Scan (5x5x7) (5x5x7)/Cube 0: Measurement grid: dx=8mm, dy=8mm, dz=5mm

Reference Value = 3.74 V/m; Power Drift = 0.058 dB

Peak SAR (extrapolated) = 0.881 W/kg

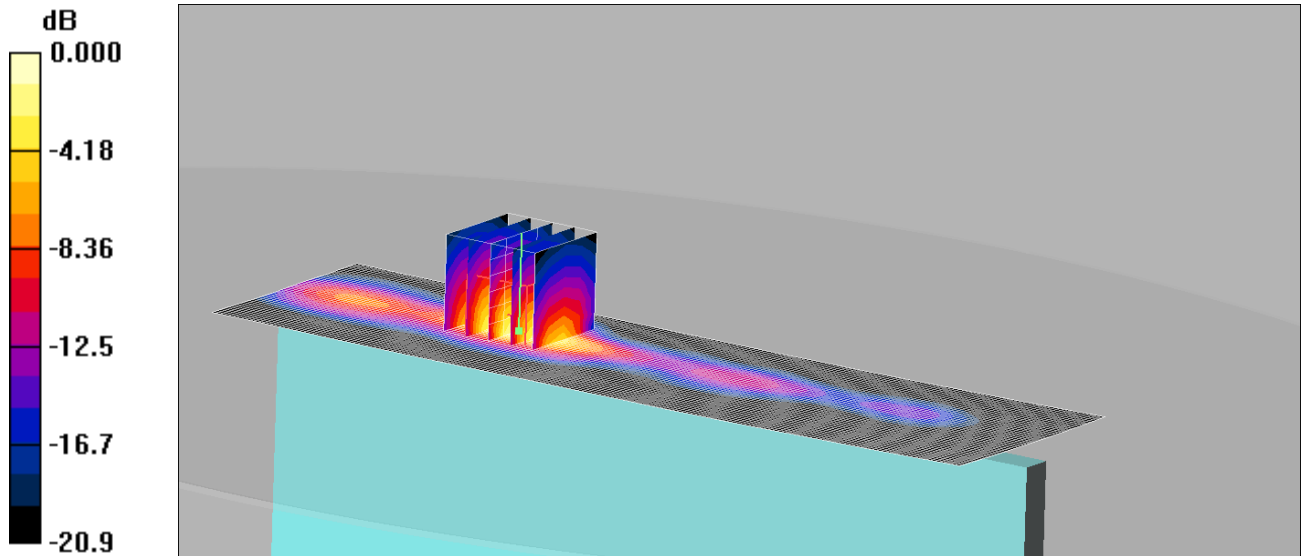
SAR(1 g) = 0.390 mW/g; SAR(10 g) = 0.164 mW/g

Maximum value of SAR (measured) = 0.453 mW/g

120: Top of EUT Facing Phantom LTE Band 25 1RB CH26365 Reduced Power

Date: 29/06/2015

DUT: Inari; Type: Tablet



0 dB = 0.708mW/g

Communication System: LTE - Band 25 / 20MHz Channel; Frequency: 1882 MHz; Duty Cycle: 1:1

Medium: 1900 MHz MSL Medium parameters used (interpolated): $f = 1882 \text{ MHz}$; $\sigma = 1.47 \text{ mho/m}$; $\epsilon_r = 52.5$; $\rho = 1000 \text{ kg/m}^3$

Phantom section: Flat Section

DASY4 Configuration:

- Probe: ES3DV3 - SN3304; ConvF(4.69, 4.69, 4.69);

- Sensor-Surface: 4mm

(Mechanical Surface Detection)

- Electronics: DAE3 Sn432; Calibrated: 20/08/2014

- Phantom: ELI v5.0; Type: QDOVA002AA;

- Measurement SW: DASY4, V4.7 Build 80; Postprocessing SW: SEMCAD, V1.8 Build 186

Top of EUT Facing Phantom - Middle/Area Scan (51x181x1): Measurement grid: dx=15mm, dy=15mm

Maximum value of SAR (interpolated) = 0.736 mW/g

Top of EUT Facing Phantom - Middle/Zoom Scan (5x5x7) (5x5x7)/Cube 0: Measurement grid: dx=8mm, dy=8mm, dz=5mm

Reference Value = 4.60 V/m; Power Drift = 0.071 dB

Peak SAR (extrapolated) = 1.37 W/kg

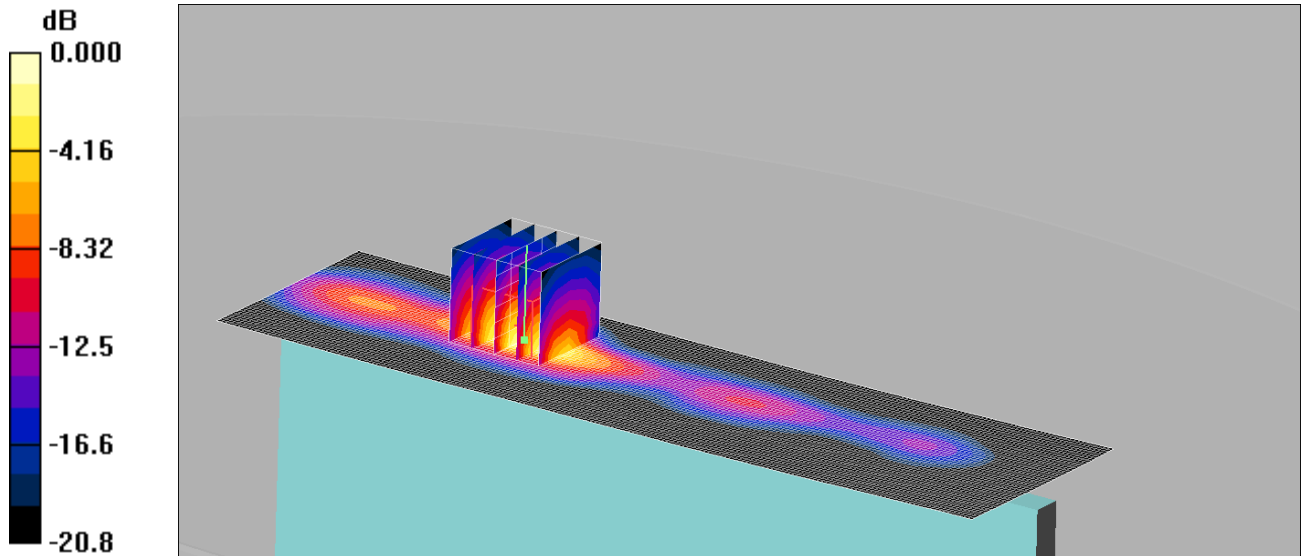
SAR(1 g) = 0.615 mW/g; SAR(10 g) = 0.259 mW/g

Maximum value of SAR (measured) = 0.708 mW/g

121: Top of EUT Facing Phantom LTE Band 25 50%RB CH26140 Reduced Power

Date: 29/06/2015

DUT: Inari; Type: Tablet



0 dB = 0.616mW/g

Communication System: LTE - Band 25 / 20MHz Channel; Frequency: 1860 MHz; Duty Cycle: 1:1

Medium: 1900 MHz MSL Medium parameters used (interpolated): $f = 1860$ MHz; $\sigma = 1.45$ mho/m; $\epsilon_r = 52.6$; $\rho = 1000$ kg/m³

Phantom section: Flat Section

DASY4 Configuration:

- Probe: ES3DV3 - SN3304; ConvF(4.69, 4.69, 4.69);

- Sensor-Surface: 4mm

(Mechanical Surface Detection)

- Electronics: DAE3 Sn432; Calibrated: 20/08/2014

- Phantom: ELI v5.0; Type: QDOVA002AA;

- Measurement SW: DASY4, V4.7 Build 80; Postprocessing SW: SEMCAD, V1.8 Build 186

Top of EUT Facing Phantom - Low/Area Scan (51x181x1): Measurement grid: dx=15mm, dy=15mm

Maximum value of SAR (interpolated) = 0.630 mW/g

Top of EUT Facing Phantom - Low/Zoom Scan (5x5x7) (5x5x7)/Cube 0: Measurement grid: dx=8mm, dy=8mm, dz=5mm

Reference Value = 4.49 V/m; Power Drift = 0.082 dB

Peak SAR (extrapolated) = 1.20 W/kg

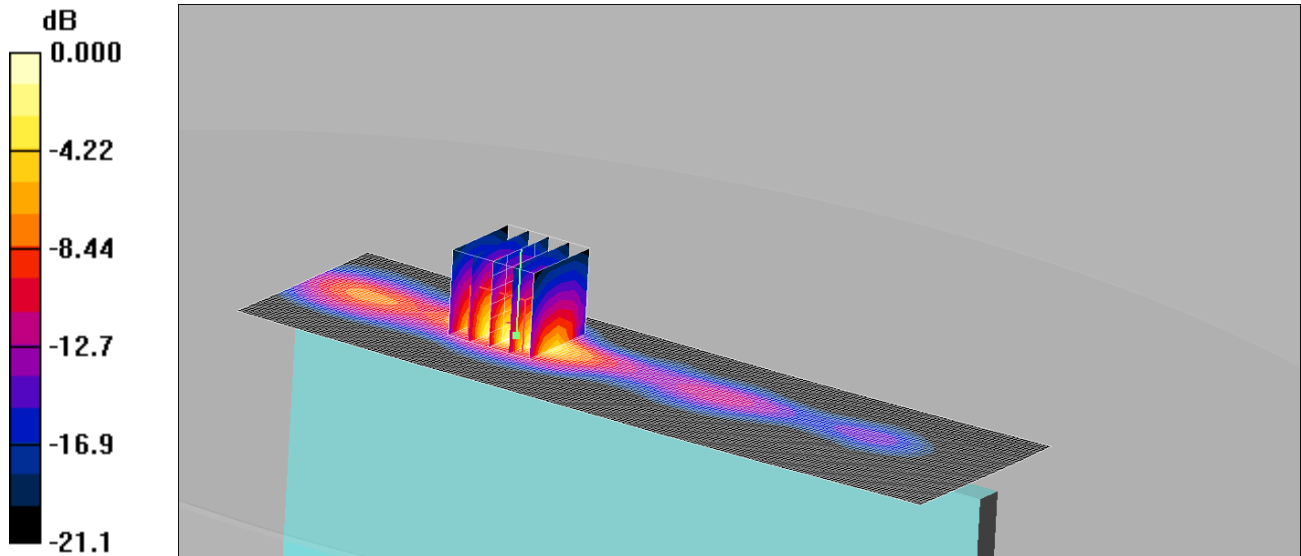
SAR(1 g) = 0.532 mW/g; SAR(10 g) = 0.224 mW/g

Maximum value of SAR (measured) = 0.616 mW/g

122: Top of EUT Facing Phantom LTE Band 25 100%RB CH26590 Reduced Power

Date: 29/06/2015

DUT: Inari; Type: Tablet



0 dB = 0.560mW/g

Communication System: LTE - Band 25 / 20MHz Channel; Frequency: 1905 MHz;Duty Cycle: 1:1

Medium: 1900 MHz MSL Medium parameters used (interpolated): $f = 1905 \text{ MHz}$; $\sigma = 1.49 \text{ mho/m}$; $\epsilon_r = 52.5$; $\rho = 1000 \text{ kg/m}^3$

Phantom section: Flat Section

DASY4 Configuration:

- Probe: ES3DV3 - SN3304; ConvF(4.69, 4.69, 4.69);

- Sensor-Surface: 4mm

(Mechanical Surface Detection)

- Electronics: DAE3 Sn432; Calibrated: 20/08/2014

- Phantom: ELI v5.0; Type: QDOVA002AA;

- Measurement SW: DASY4, V4.7 Build 80; Postprocessing SW: SEMCAD, V1.8 Build 186

Top of EUT Facing Phantom - High/Area Scan (51x181x1): Measurement grid: dx=15mm, dy=15mm

Maximum value of SAR (interpolated) = 0.588 mW/g

Top of EUT Facing Phantom - High/Zoom Scan (5x5x7) (5x5x7)/Cube 0: Measurement grid: dx=8mm, dy=8mm, dz=5mm

Reference Value = 4.04 V/m; Power Drift = 0.058 dB

Peak SAR (extrapolated) = 1.09 W/kg

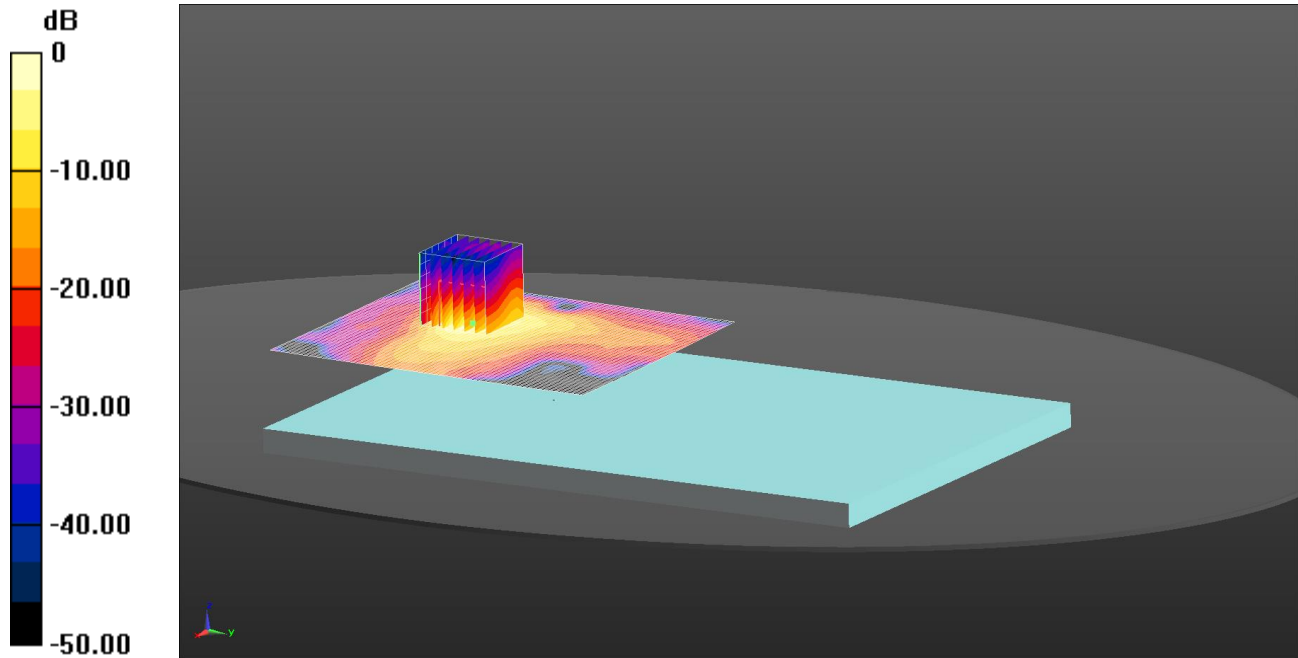
SAR(1 g) = 0.484 mW/g; SAR(10 g) = 0.203 mW/g

Maximum value of SAR (measured) = 0.560 mW/g

123: Back of EUT Facing Phantom WiFi 2.4GHz SISO Main CH6

Date: 03/07/2015

DUT: Inari; Type: Tablet



0 dB = 0.701 W/kg = -1.54 dBW/kg

Communication System: UID 0, WLAN 802.11 (0); Frequency: 2437 MHz; Duty Cycle: 1:1

Medium: 2450MHz MSL Medium parameters used (interpolated): $f = 2437$ MHz; $\sigma = 1.92$ S/m; $\epsilon_r = 53.221$; $\rho = 1000$ kg/m³

Phantom section: Flat Section

DASY4 Configuration:

- Probe: ES3DV3 - SN3335; ConvF(4.28, 4.28, 4.28); Calibrated: 29/08/2014; - Sensor-Surface: 3mm (Mechanical Surface Detection), Sensor-Surface: 4mm (Mechanical Surface Detection)

- Electronics: DAE3 Sn450; Calibrated: 16/09/2014

- Phantom: ELI v5.0; Type: QDOVA002AA;

- ; SEMCAD X Version 14.6.10 (7164)

Configuration/Back of EUT Facing Phantom - Middle/Area Scan (101x121x1): Interpolated grid: dx=1.200 mm, dy=1.200 mm

Maximum value of SAR (interpolated) = 0.701 W/kg

Configuration/Back of EUT Facing Phantom - Middle/Zoom Scan (7x7x7) (7x7x7)/Cube 0: Measurement grid: dx=5mm, dy=5mm, dz=5mm

Reference Value = 18.858 V/m; Power Drift = 0.04 dB

Peak SAR (extrapolated) = 1.28 W/kg

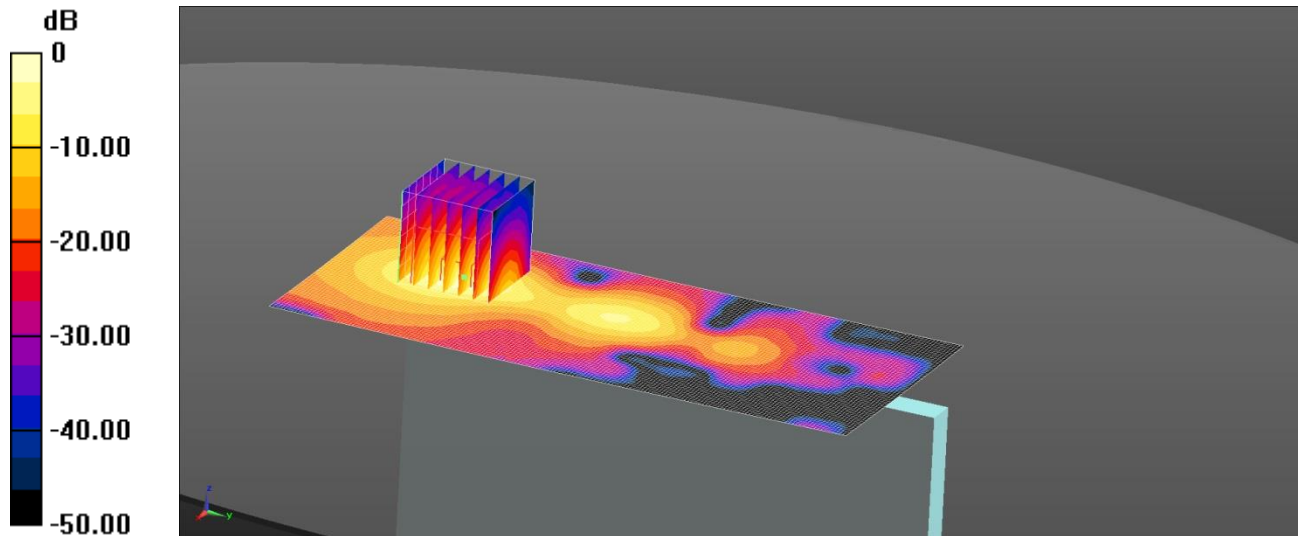
SAR(1 g) = 0.443 W/kg; SAR(10 g) = 0.168 W/kg

Maximum value of SAR (measured) = 0.530 W/kg

124: Right of EUT Facing Phantom WiFi 2.4GHz SISO Main CH6

Date: 03/07/15

DUT: Inari; Type: Tablet



0 dB = 0.472 W/kg = -3.26 dBW/kg

Communication System: UID 0, WLAN 802.11 (0); Frequency: 2437 MHz; Duty Cycle: 1:1

Medium: 2450MHz MSL Medium parameters used (interpolated): $f = 2437$ MHz; $\sigma = 1.92$ S/m; $\epsilon_r = 53.221$; $\rho = 1000$ kg/m³

Phantom section: Flat Section

DASY4 Configuration:

- Probe: ES3DV3 - SN3335; ConvF(4.28, 4.28, 4.28); Calibrated: 29/08/14;
- Sensor-Surface: 3mm (Mechanical Surface Detection)
- Electronics: DAE3 Sn450; Calibrated: 16/09/14
- Phantom: ELI v5.0; Type: QDOVA002AA;
- ; SEMCAD X Version 14.6.10 (7331)

Configuration/Right of EUT Facing Phantom - Middle/Area Scan (71x161x1): Interpolated grid: dx=1.200 mm, dy=1.200 mm

Maximum value of SAR (interpolated) = 0.472 W/kg

Configuration/Right of EUT Facing Phantom - Middle/Zoom Scan (5x5x7) (7x7x7)/Cube 0: Measurement grid:

dx=5mm, dy=5mm, dz=5mm

Reference Value = 12.46 V/m; Power Drift = 0.13 dB

Peak SAR (extrapolated) = 0.860 W/kg

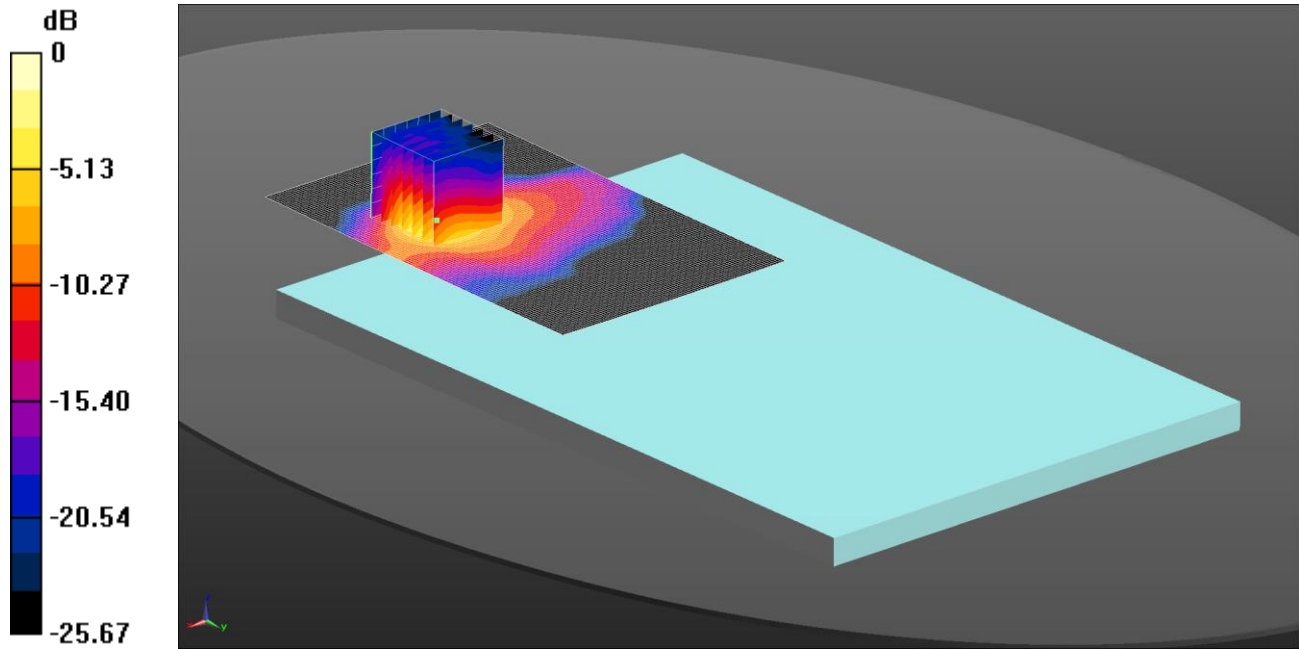
SAR(1 g) = 0.355 W/kg; SAR(10 g) = 0.137 W/kg

Maximum value of SAR (measured) = 0.513 W/kg

125: Back of EUT Facing Phantom WiFi 2.4GHz SISO Aux CH11

Date: 03/07/15

DUT: Inari; Type: Tablet



0 dB = 0.344 W/kg = -4.63 dBW/kg

Communication System: UID 0, WLAN 802.11 (0); Frequency: 2462 MHz; Duty Cycle: 1:1

Medium: 2450MHz MSL Medium parameters used (interpolated): $f = 2462$ MHz; $\sigma = 1.949$ S/m; $\epsilon_r = 53.162$; $\rho = 1000$ kg/m³

Phantom section: Flat Section

DASY4 Configuration:

- Probe: ES3DV3 - SN3335; ConvF(4.28, 4.28, 4.28); Calibrated: 29/08/14;
- Sensor-Surface: 3mm (Mechanical Surface Detection)
- Electronics: DAE3 Sn450; Calibrated: 16/09/14
- Phantom: ELI v5.0; Type: QDOVA002AA; Serial: TP:xxxx
- ; SEMCAD X Version 14.6.10 (7331)

Configuration/Back of EUT Facing Phantom - Middle/Area Scan (81x121x1): Interpolated grid: dx=1.200 mm, dy=1.200 mm

Maximum value of SAR (interpolated) = 0.342 W/kg

Configuration/Back of EUT Facing Phantom - Middle/Zoom Scan (7x7x7) (7x7x7)/Cube 0: Measurement grid: dx=5mm, dy=5mm, dz=5mm

Reference Value = 11.66 V/m; Power Drift = -0.06 dB

Peak SAR (extrapolated) = 0.732 W/kg

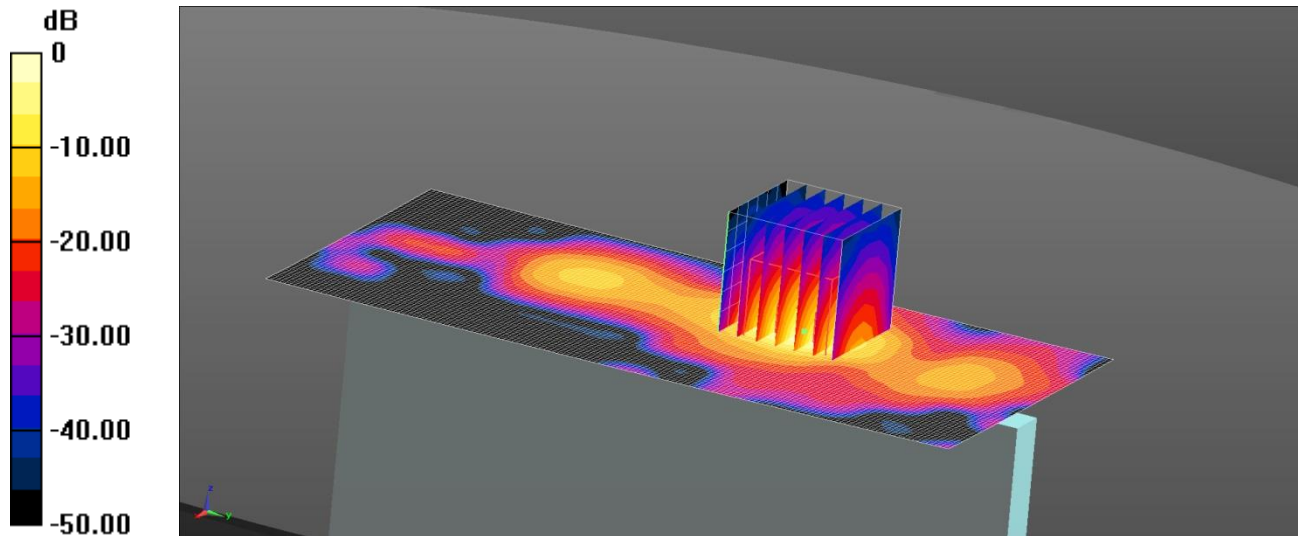
SAR(1 g) = 0.251 W/kg; SAR(10 g) = 0.093 W/kg

Maximum value of SAR (measured) = 0.344 W/kg

126: Right of EUT Facing Phantom WiFi 2.4GHz SISO Aux CH11

Date: 03/07/15

DUT: Inari; Type: Tablet



0 dB = 0.564 W/kg = -2.49 dBW/kg

Communication System: UID 0, WLAN 802.11 (0); Frequency: 2462 MHz; Duty Cycle: 1:1

Medium: 2450MHz MSL Medium parameters used (interpolated): $f = 2462$ MHz; $\sigma = 1.949$ S/m; $\epsilon_r = 53.162$; $\rho = 1000$ kg/m³

Phantom section: Flat Section

DASY4 Configuration:

- Probe: ES3DV3 - SN3335; ConvF(4.28, 4.28, 4.28); Calibrated: 29/08/14;
- Sensor-Surface: 3mm (Mechanical Surface Detection)
- Electronics: DAE3 Sn450; Calibrated: 16/09/14
- Phantom: ELI v5.0; Type: QDOVA002AA;
- ; SEMCAD X Version 14.6.10 (7331)

Configuration/Right of EUT Facing Phantom - High/Area Scan (71x151x1): Interpolated grid: dx=1.200 mm, dy=1.200 mm

Maximum value of SAR (interpolated) = 0.564 W/kg

Configuration/Right of EUT Facing Phantom - High/Zoom Scan (5x5x7) (7x7x7)/Cube 0: Measurement grid: dx=5mm, dy=5mm, dz=5mm

Reference Value = 10.99 V/m; Power Drift = 0.15 dB

Peak SAR (extrapolated) = 0.827 W/kg

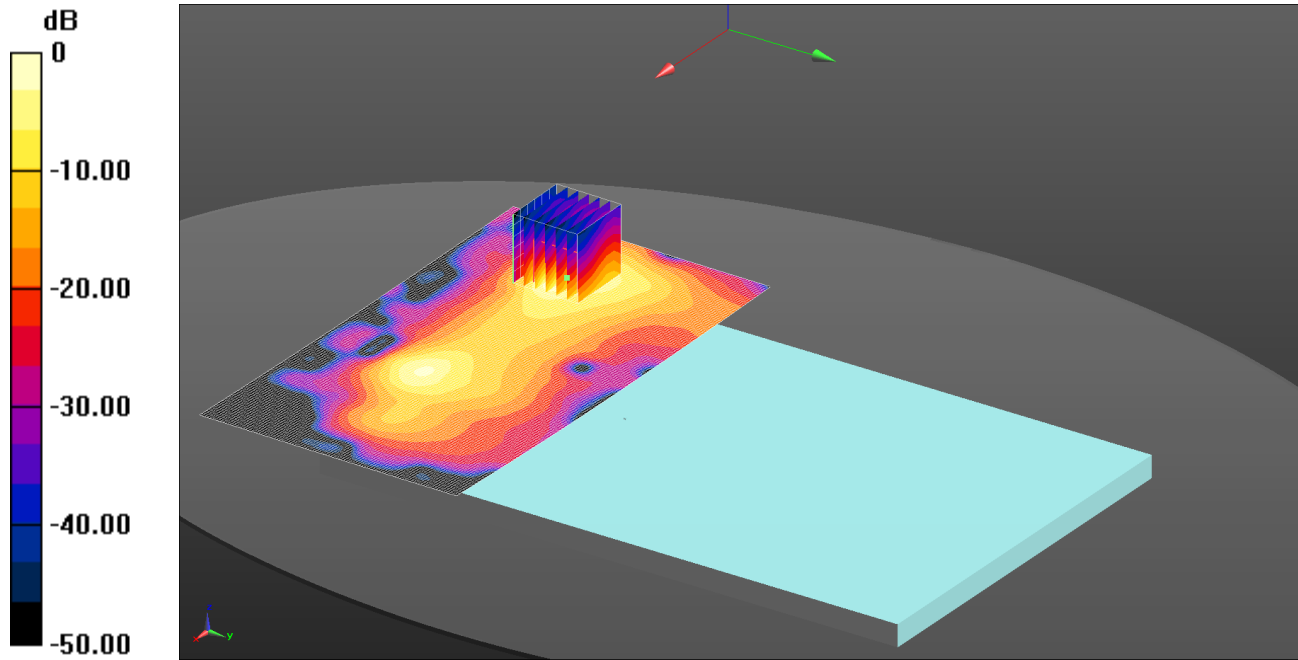
SAR(1 g) = 0.342 W/kg; SAR(10 g) = 0.125 W/kg

Maximum value of SAR (measured) = 0.487 W/kg

127: Back of EUT Facing Phantom WiFi 2.4GHz MIMO Main & Aux CH11

Date: 03/07/2015

DUT: Inari; Type: Tablet



0 dB = 0.634 W/kg = -1.98 dBW/kg

Communication System: UID 0, WLAN 802.11 (0); Frequency: 2462 MHz; Duty Cycle: 1:1

Medium: 2450MHz MSL Medium parameters used (interpolated): $f = 2462$ MHz; $\sigma = 1.949$ S/m; $\epsilon_r = 53.162$; $\rho = 1000$ kg/m³

Phantom section: Flat Section

DASY4 Configuration:

- Probe: ES3DV3 - SN3335; ConvF(4.28, 4.28, 4.28); Calibrated: 29/08/2014;
- Sensor-Surface: 3mm (Mechanical Surface Detection)
- Electronics: DAE3 Sn450; Calibrated: 16/09/2014
- Phantom: ELI v5.0; Type: QDOVA002AA;
- ; SEMCAD X Version 14.6.10 (7164)

Configuration/Back of EUT Facing Phantom - High/Area Scan (181x101x1): Interpolated grid: dx=1.200 mm, dy=1.200 mm

Maximum value of SAR (interpolated) = 0.634 W/kg

Configuration/Back of EUT Facing Phantom - High/Zoom Scan (7x7x7) (7x7x7)/Cube 0: Measurement grid: dx=5mm, dy=5mm, dz=5mm

Reference Value = 17.353 V/m; Power Drift = -0.01 dB

Peak SAR (extrapolated) = 1.21 W/kg

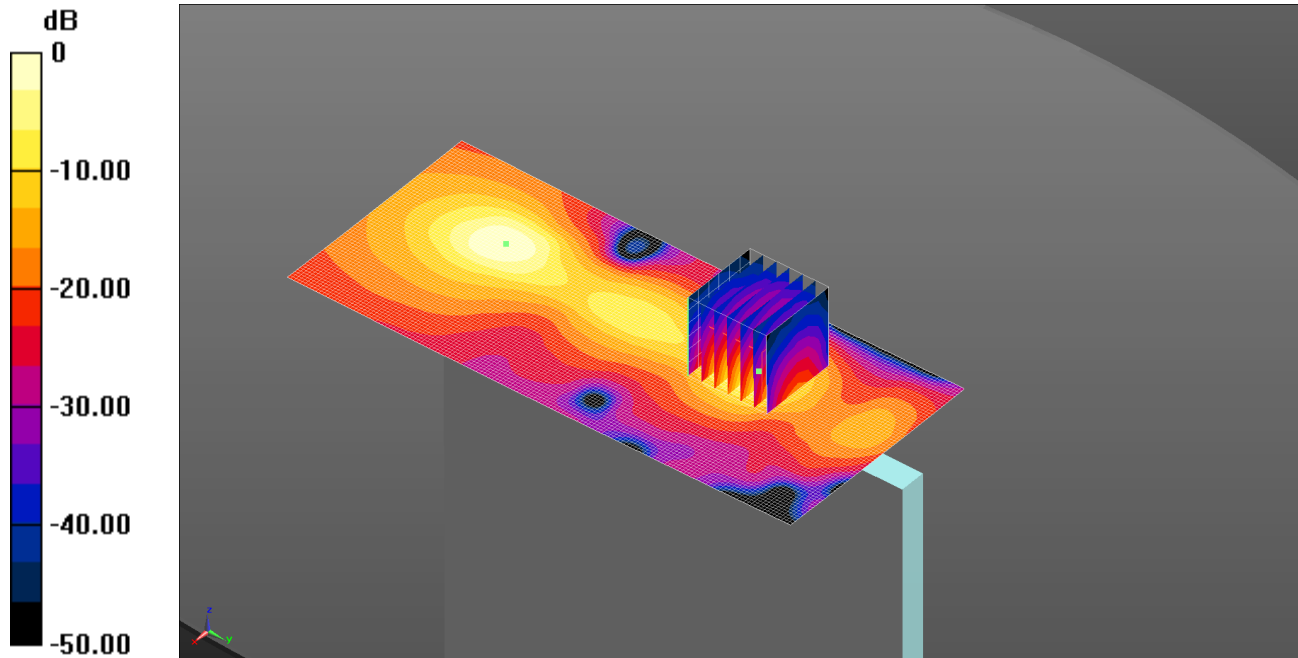
SAR(1 g) = 0.411 W/kg; SAR(10 g) = 0.156 W/kg

Maximum value of SAR (measured) = 0.592 W/kg

128: Right of EUT Facing Phantom WiFi 2.4GHz MIMO Main & Aux CH11

Date: 06/07/2015

DUT: Inari; Type: Tablet



0 dB = 0.646 W/kg = -1.90 dBW/kg

Communication System: UID 0, WLAN 802.11 (0); Frequency: 2462 MHz; Duty Cycle: 1:1

Medium: 2450MHz MSL Medium parameters used (interpolated): $f = 2462$ MHz; $\sigma = 2.03$ S/m; $\epsilon_r = 52.376$; $\rho = 1000$ kg/m³

Phantom section: Flat Section

DASY4 Configuration:

- Probe: ES3DV3 - SN3335; ConvF(4.28, 4.28, 4.28); Calibrated: 29/08/2014;

- Sensor-Surface:

3mm (Mechanical Surface Detection)

- Electronics: DAE3 Sn450; Calibrated: 16/09/2014

- Phantom: ELI v5.0; Type: QDOVA002AA;

- ; SEMCAD X Version 14.6.10 (7164)

Configuration/Right of EUT Facing Phantom - High/Area Scan (71x161x1): Interpolated grid: dx=1.200 mm, dy=1.200 mm

Maximum value of SAR (interpolated) = 0.646 W/kg

Configuration/Right of EUT Facing Phantom - High/Zoom Scan (5x5x7) (7x7x7)/Cube 0: Measurement grid: dx=5mm, dy=5mm, dz=5mm

Reference Value = 2.597 V/m; Power Drift = 0.68 dB

Peak SAR (extrapolated) = 1.02 W/kg

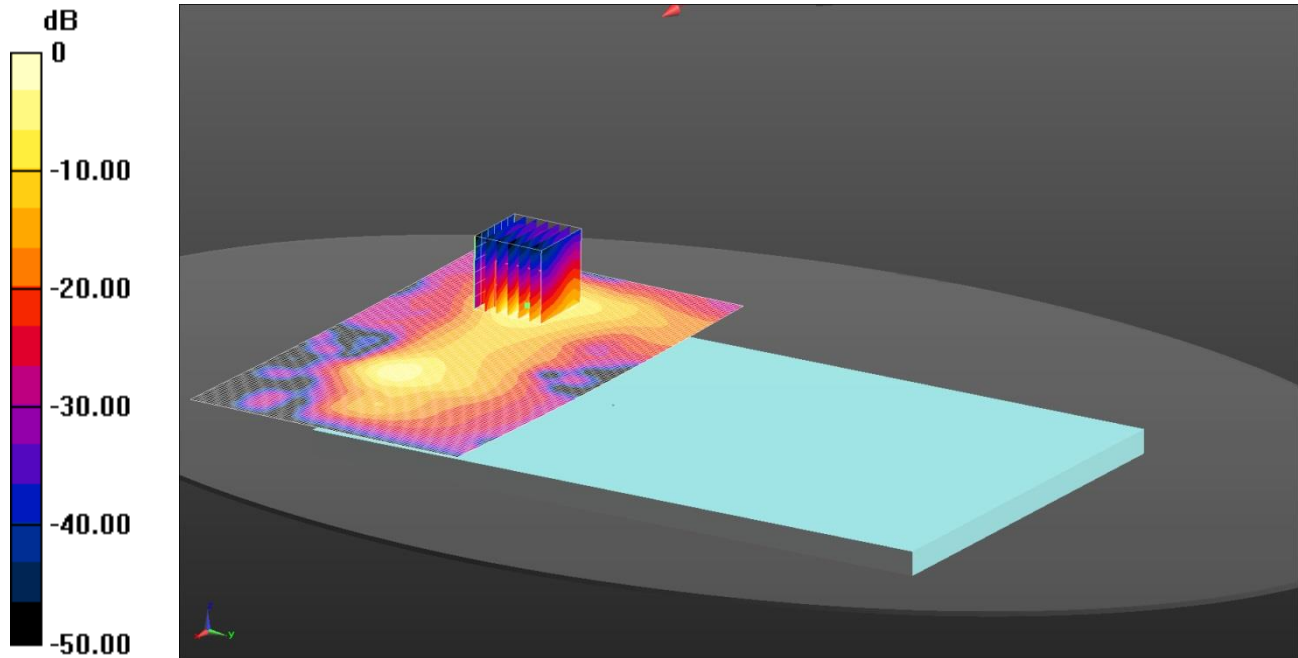
SAR(1 g) = 0.405 W/kg; SAR(10 g) = 0.144 W/kg

Maximum value of SAR (measured) = 0.569 W/kg

129: Back of EUT Facing Phantom WiFi 2.4GHz MIMO Main & Aux CH1

Date: 03/07/2015

DUT: Inari; Type: Tablet



0 dB = 0.674 W/kg = -1.71 dBW/kg

Communication System: UID 0, WLAN 802.11 (0); Frequency: 2412 MHz; Duty Cycle: 1:1

Medium: 2450MHz MSL Medium parameters used (interpolated): $f = 2412$ MHz; $\sigma = 1.886$ S/m; $\epsilon_r = 53.27$; $\rho = 1000$ kg/m³

Phantom section: Flat Section

DASY4 Configuration:

- Probe: ES3DV3 - SN3335; ConvF(4.28, 4.28, 4.28); Calibrated: 29/08/2014;

- Sensor-Surface:

3mm (Mechanical Surface Detection)

- Electronics: DAE3 Sn450; Calibrated: 16/09/2014

- Phantom: ELI v5.0; Type: QDOVA002AA;

- ; SEMCAD X Version 14.6.10 (7164)

Configuration/Back of EUT Facing Phantom - Low/Area Scan (181x101x1): Interpolated grid: dx=1.200 mm, dy=1.200 mm

Maximum value of SAR (interpolated) = 0.674 W/kg

Configuration/Back of EUT Facing Phantom - Low/Zoom Scan (7x7x7) (7x7x7)/Cube 0: Measurement grid: dx=5mm, dy=5mm, dz=5mm

Reference Value = 18.109 V/m; Power Drift = 0.02 dB

Peak SAR (extrapolated) = 1.33 W/kg

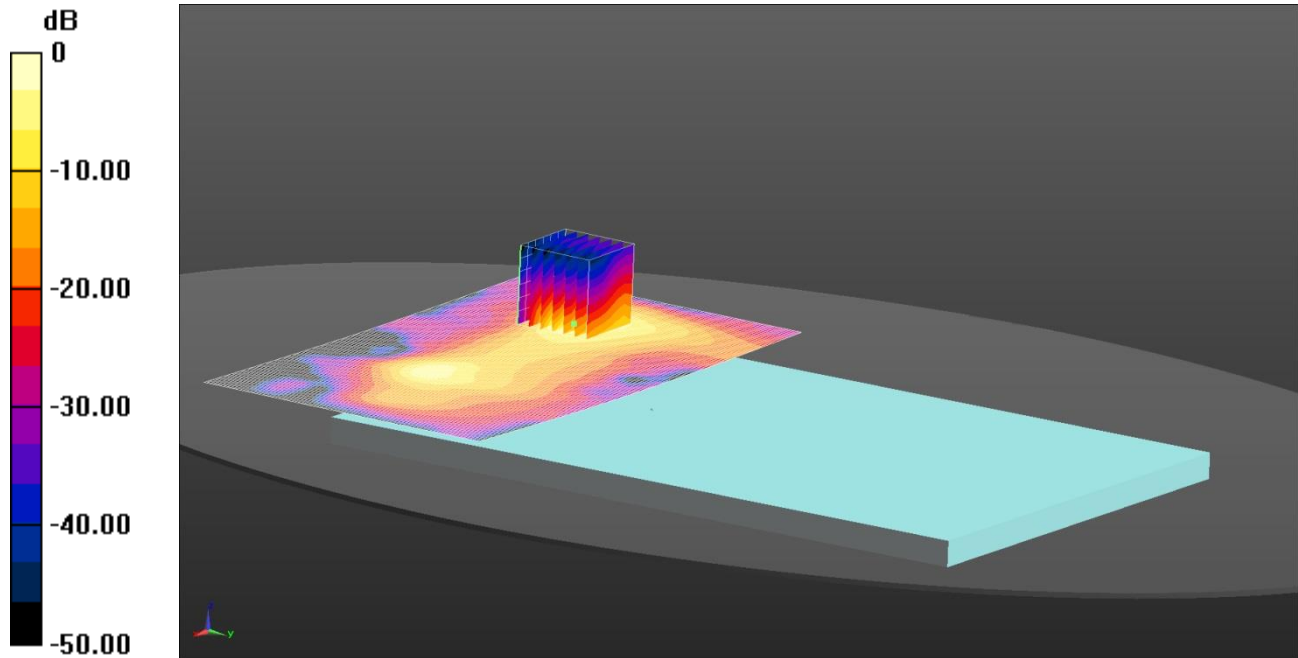
SAR(1 g) = 0.451 W/kg; SAR(10 g) = 0.170 W/kg

Maximum value of SAR (measured) = 0.646 W/kg

130: Back of EUT Facing Phantom WiFi 2.4GHz MIMO Main & Aux CH6

Date: 03/07/2015

DUT: Inari; Type: Tablet



0 dB = 0.717 W/kg = -1.44 dBW/kg

Communication System: UID 0, WLAN 802.11 (0); Frequency: 2437 MHz; Duty Cycle: 1:1

Medium: 2450MHz MSL Medium parameters used (interpolated): $f = 2437$ MHz; $\sigma = 1.92$ S/m; $\epsilon_r = 53.221$; $\rho = 1000$ kg/m³

Phantom section: Flat Section

DASY4 Configuration:

- Probe: ES3DV3 - SN3335; ConvF(4.28, 4.28, 4.28); Calibrated: 29/08/2014;

- Sensor-Surface:

3mm (Mechanical Surface Detection)

- Electronics: DAE3 Sn450; Calibrated: 16/09/2014

- Phantom: ELI v5.0; Type: QDOVA002AA;

- ; SEMCAD X Version 14.6.10 (7164)

Configuration/Back of EUT Facing Phantom - Middle/Area Scan (181x101x1): Interpolated grid: dx=1.200 mm, dy=1.200 mm

Maximum value of SAR (interpolated) = 0.717 W/kg

Configuration/Back of EUT Facing Phantom - Middle/Zoom Scan (7x7x7) (7x7x7)/Cube 0: Measurement grid: dx=5mm, dy=5mm, dz=5mm

Reference Value = 18.248 V/m; Power Drift = 0.03 dB

Peak SAR (extrapolated) = 1.36 W/kg

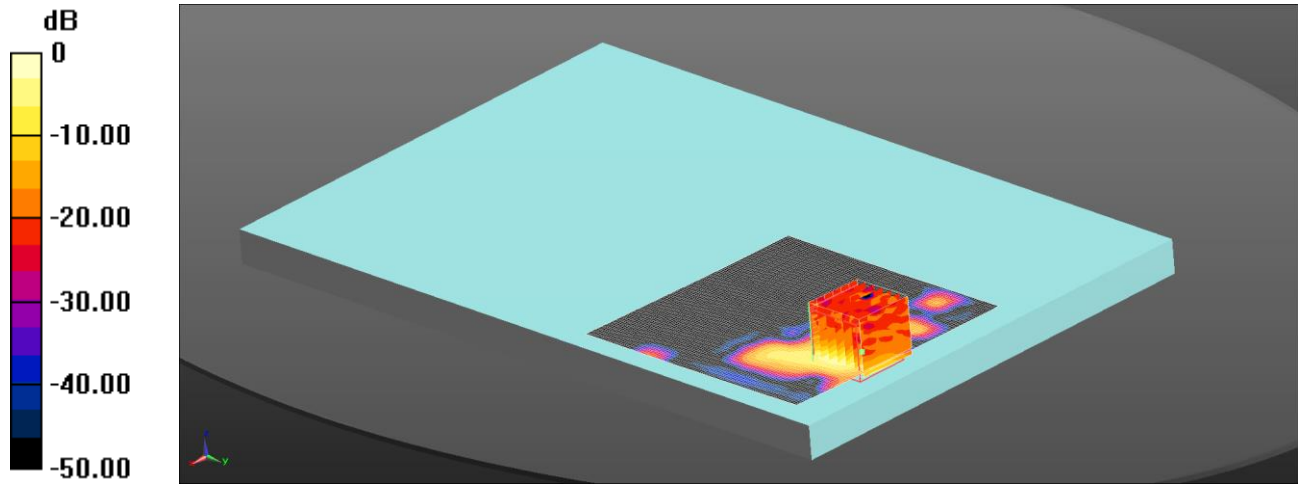
SAR(1 g) = 0.457 W/kg; SAR(10 g) = 0.172 W/kg

Maximum value of SAR (measured) = 0.669 W/kg

131: Back of EUT Facing Phantom Wi-Fi 5GHz 802.11a 6Mbps CH52 Wi-Fi Ant 1

Date: 01/07/15

DUT: Inari; Type: Tablet



0 dB = 0.509 W/kg = -2.93 dBW/kg

Communication System: UID 0, WLAN 802.11 (0); Frequency: 5260 MHz; Duty Cycle: 1:1

Medium: 5200/5500/5800 MHz MSL Medium parameters used (interpolated): f = 5260 MHz; $\sigma = 5.351$ S/m; $\epsilon_r = 48.867$; $\rho = 1000$ kg/m³

Phantom section: Flat Section

DASY4 Configuration:

- Probe: EX3DV4 - SN3814; ConvF(4.18, 4.18, 4.18); Calibrated: 18/09/14;
- Sensor-Surface: 4mm (Mechanical Surface Detection), Sensor-Surface: 2mm (Mechanical Surface Detection)
- Electronics: DAE4 Sn1435; Calibrated: 20/02/15
- Phantom: ELI v5.0 (30deg probe tilt); Type: QDOVA002AA;
- ; SEMCAD X Version 14.6.10 (7331)

Configuration/Back of EUT Facing Phantom - Middle 2 2/Area Scan (101x101x1): Interpolated grid: dx=1.000 mm, dy=1.000 mm

Maximum value of SAR (interpolated) = 0.315 W/kg

Configuration/Back of EUT Facing Phantom - Middle 2 2/Zoom Scan (7x7x12) 2 (7x7x12)/Cube 0: Measurement grid:

dx=4mm, dy=4mm, dz=2mm

Reference Value = 7.245 V/m; Power Drift = -0.02 dB

Peak SAR (extrapolated) = 1.75 W/kg

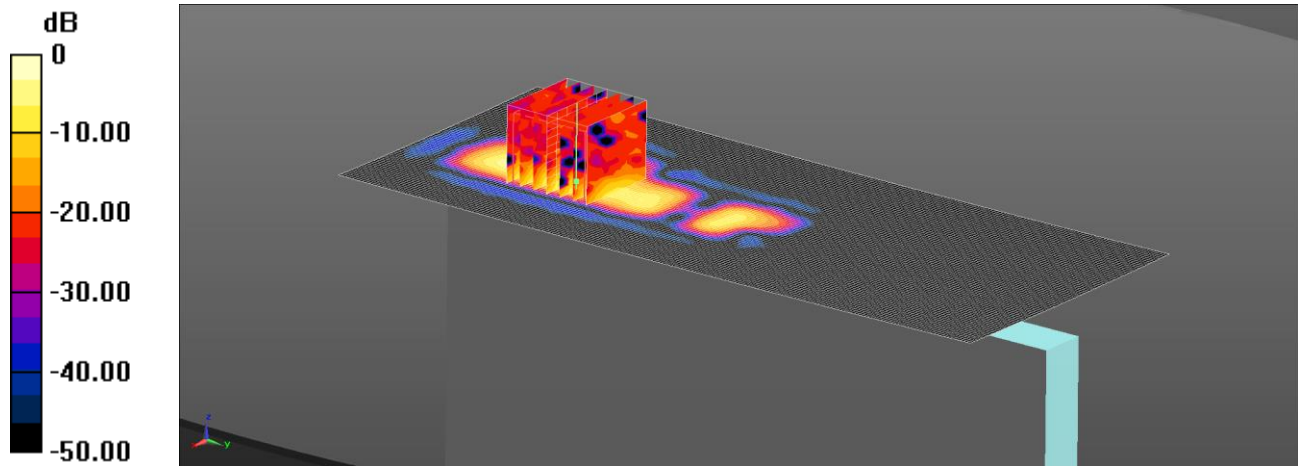
SAR(1 g) = 0.230 W/kg; SAR(10 g) = 0.063 W/kg

Maximum value of SAR (measured) = 0.509 W/kg

132: Right of EUT Facing Phantom Wi-Fi 5GHz 802.11a 6Mbps CH52 Wi-Fi Ant 1

Date: 01/07/15

DUT: Inari; Type: Tablet



0 dB = 0.557 W/kg = -2.54 dBW/kg

Communication System: UID 0, WLAN 802.11 (0); Frequency: 5260 MHz; Duty Cycle: 1:1

Medium: 5200/5500/5800 MHz MSL Medium parameters used (interpolated): $f = 5260$ MHz; $\sigma = 5.351$ S/m; $\epsilon_r = 48.867$; $\rho = 1000$ kg/m³

Phantom section: Flat Section

DASY4 Configuration:

- Probe: EX3DV4 - SN3814; ConvF(4.18, 4.18, 4.18); Calibrated: 18/09/14;
- Sensor-Surface: 4mm (Mechanical Surface Detection), Sensor-Surface: 2mm (Mechanical Surface Detection)
- Electronics: DAE4 Sn1435; Calibrated: 20/02/15
- Phantom: ELI v5.0 (30deg probe tilt); Type: QDOVA002AA;
- ; SEMCAD X Version 14.6.10 (7331)

Configuration/Right of EUT Facing Phantom - Middle 2 2/Area Scan (81x191x1): Interpolated grid: dx=1.000 mm, dy=1.000 mm

Maximum value of SAR (interpolated) = 0.477 W/kg

Configuration/Right of EUT Facing Phantom - Middle 2 2/Zoom Scan (7x7x12) 2 (7x7x12)/Cube 0: Measurement grid:

dx=4mm, dy=4mm, dz=2mm

Reference Value = 7.691 V/m; Power Drift = 0.11 dB

Peak SAR (extrapolated) = 0.977 W/kg


SAR(1 g) = 0.257 W/kg; SAR(10 g) = 0.071 W/kg

Maximum value of SAR (measured) = 0.557 W/kg

133: Back of EUT Facing Phantom Wi-Fi 5GHz 802.11a 6Mbps CH64 Wi-Fi Ant 2

Date: 02/07/15

DUT: Inari; Type: Tablet



0 dB = 1.24 W/kg = 0.93 dBW/kg

Communication System: UID 0, WLAN 802.11 (0); Frequency: 5320 MHz; Duty Cycle: 1:1

Medium: 5200/5500/5800 MHz MSL Medium parameters used (interpolated): $f = 5320$ MHz; $\sigma = 5.453$ S/m; $\epsilon_r = 48.59$; $\rho = 1000$ kg/m³

Phantom section: Flat Section

DASY4 Configuration:

- Probe: EX3DV4 - SN3814; ConvF(4.18, 4.18, 4.18); Calibrated: 18/09/14;
- Sensor-Surface: 4mm (Mechanical Surface Detection), Sensor-Surface: 2mm (Mechanical Surface Detection)
- Electronics: DAE4 Sn1435; Calibrated: 20/02/15
- Phantom: ELI v5.0 (30deg probe tilt); Type: QDOVA002AA;
- ; SEMCAD X Version 14.6.10 (7331)

Configuration/Back of EUT Facing Phantom - Middle 2 2/Area Scan (101x101x1): Interpolated grid: dx=1.000 mm, dy=1.000 mm

Maximum value of SAR (interpolated) = 0.571 W/kg

Configuration/Back of EUT Facing Phantom - Middle 2 2/Zoom Scan (7x7x12) 2 (7x7x12)/Cube 0: Measurement grid:

dx=4mm, dy=4mm, dz=2mm

Reference Value = 9.103 V/m; Power Drift = 0.14 dB

Peak SAR (extrapolated) = 2.48 W/kg

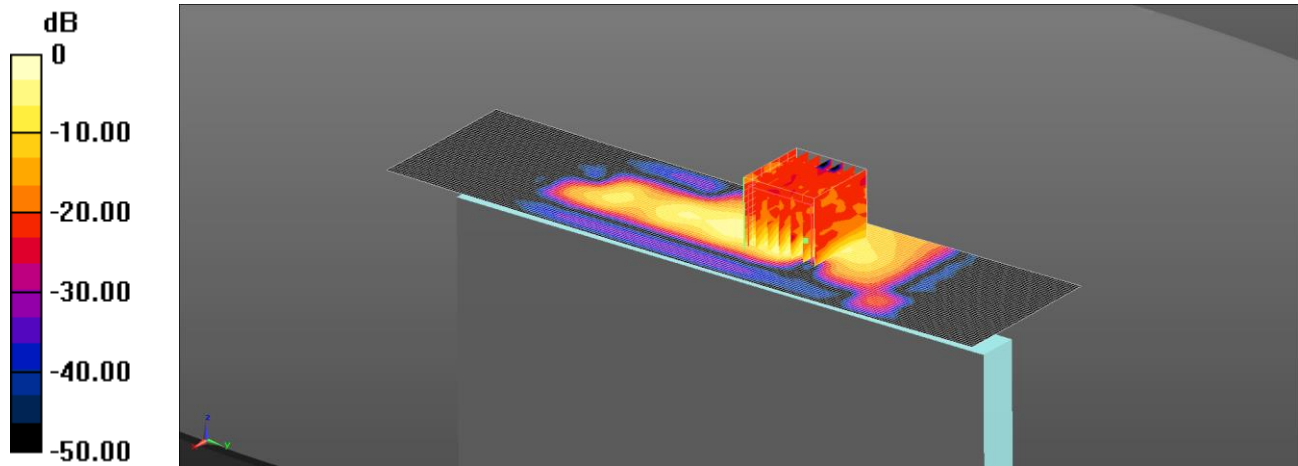
SAR(1 g) = 0.546 W/kg; SAR(10 g) = 0.141 W/kg

Maximum value of SAR (measured) = 1.24 W/kg

134: Right of EUT Facing Phantom Wi-Fi 5GHz 802.11a 6Mbps CH64 Wi-Fi Ant 2

Date: 02/07/15

DUT: Inari; Type: Tablet



0 dB = 0.691 W/kg = -1.61 dBW/kg

Communication System: UID 0, WLAN 802.11 (0); Frequency: 5320 MHz; Duty Cycle: 1:1

Medium: 5200/5500/5800 MHz MSL Medium parameters used (interpolated): $f = 5320$ MHz; $\sigma = 5.453$ S/m; $\epsilon_r = 48.59$; $\rho = 1000$ kg/m³

Phantom section: Flat Section

DASY4 Configuration:

- Probe: EX3DV4 - SN3814; ConvF(4.18, 4.18, 4.18); Calibrated: 18/09/14;
- Sensor-Surface: 4mm (Mechanical Surface Detection), Sensor-Surface: 2mm (Mechanical Surface Detection)
- Electronics: DAE4 Sn1435; Calibrated: 20/02/15
- Phantom: ELI v5.0 (30deg probe tilt); Type: QDOVA002AA;
- ; SEMCAD X Version 14.6.10 (7331)

Configuration/Right of EUT Facing Phantom - Middle 2 2/Area Scan (51x201x1): Interpolated grid: dx=1.000 mm, dy=1.000 mm

Maximum value of SAR (interpolated) = 0.392 W/kg

Configuration/Right of EUT Facing Phantom - Middle 2 2/Zoom Scan (7x7x12) 2 (7x7x12)/Cube 0: Measurement grid: dx=4mm, dy=4mm, dz=2mm

Reference Value = 6.953 V/m; Power Drift = 0.18 dB

Peak SAR (extrapolated) = 1.31 W/kg


SAR(1 g) = 0.337 W/kg; SAR(10 g) = 0.091 W/kg

Maximum value of SAR (measured) = 0.691 W/kg

135: Back of EUT Facing Phantom Wi-Fi 5GHz 802.11a 6Mbps CH56 Wi-Fi Ant 1&2

Date: 02/07/15

DUT: Inari; Type: Tablet



0 dB = 1.32 W/kg = 1.21 dBW/kg

Communication System: UID 0, WLAN 802.11 (0); Frequency: 5280 MHz; Duty Cycle: 1:1

Medium: 5200/5500/5800 MHz MSL Medium parameters used (interpolated): $f = 5280$ MHz; $\sigma = 5.377$ S/m; $\epsilon_r = 48.727$; $\rho = 1000$ kg/m³

Phantom section: Flat Section

DASY4 Configuration:

- Probe: EX3DV4 - SN3814; ConvF(4.18, 4.18, 4.18); Calibrated: 18/09/14;
- Sensor-Surface: 4mm (Mechanical Surface Detection), Sensor-Surface: 2mm (Mechanical Surface Detection)
- Electronics: DAE4 Sn1435; Calibrated: 20/02/15
- Phantom: ELI v5.0 (30deg probe tilt); Type: QDOVA002AA;
- ; SEMCAD X Version 14.6.10 (7331)

Configuration/Back of EUT Facing Phantom - Middle 2 2/Area Scan (201x101x1): Interpolated grid: dx=1.000 mm, dy=1.000 mm

Maximum value of SAR (interpolated) = 0.588 W/kg

Configuration/Back of EUT Facing Phantom - Middle 2 2/Zoom Scan (7x7x12) 2 2 (7x7x12)/Cube 0: Measurement grid: dx=4mm, dy=4mm, dz=2mm

Reference Value = 11.18 V/m; Power Drift = 0.18 dB

Peak SAR (extrapolated) = 2.81 W/kg

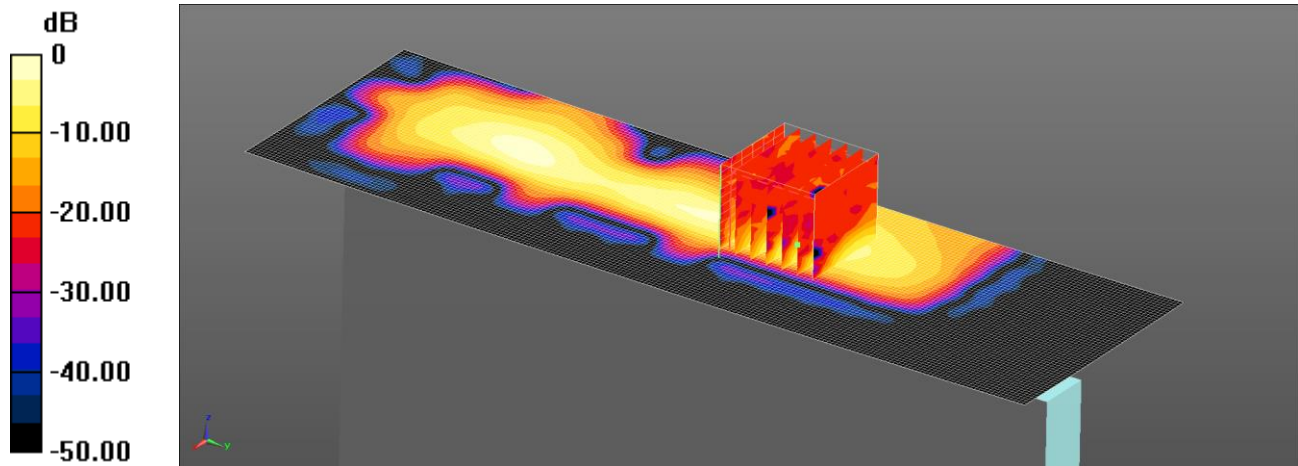
SAR(1 g) = 0.619 W/kg; SAR(10 g) = 0.166 W/kg

Maximum value of SAR (measured) = 1.32 W/kg

136: Right of EUT Facing Phantom Wi-Fi 5GHz 802.11a 6Mbps CH56 Wi-Fi Ant 1&2

Date: 02/07/15

DUT: Inari; Type: Tablet



0 dB = 0.695 W/kg = -1.58 dBW/kg

Communication System: UID 0, WLAN 802.11 (0); Frequency: 5280 MHz; Duty Cycle: 1:1

Medium: 5200/5500/5800 MHz MSL Medium parameters used (interpolated): $f = 5280$ MHz; $\sigma = 5.377$ S/m; $\epsilon_r = 48.727$; $\rho = 1000$ kg/m³

Phantom section: Flat Section

DASY4 Configuration:

- Probe: EX3DV4 - SN3814; ConvF(4.18, 4.18, 4.18); Calibrated: 18/09/14;
- Sensor-Surface: 4mm (Mechanical Surface Detection), Sensor-Surface: 2mm (Mechanical Surface Detection)
- Electronics: DAE4 Sn1435; Calibrated: 20/02/15
- Phantom: ELI v5.0 (30deg probe tilt); Type: QDOVA002AA;
- ; SEMCAD X Version 14.6.10 (7331)

Configuration/Right of EUT Facing Phantom - Middle 2 2/Area Scan (61x201x1): Interpolated grid: dx=1.000 mm, dy=1.000 mm

Maximum value of SAR (interpolated) = 0.488 W/kg

Configuration/Right of EUT Facing Phantom - Middle 2 2/Zoom Scan (7x7x12) 2 2 (7x7x12)/Cube 0: Measurement

grid: dx=4mm, dy=4mm, dz=2mm

Reference Value = 4.507 V/m; Power Drift = -0.03 dB

Peak SAR (extrapolated) = 1.27 W/kg

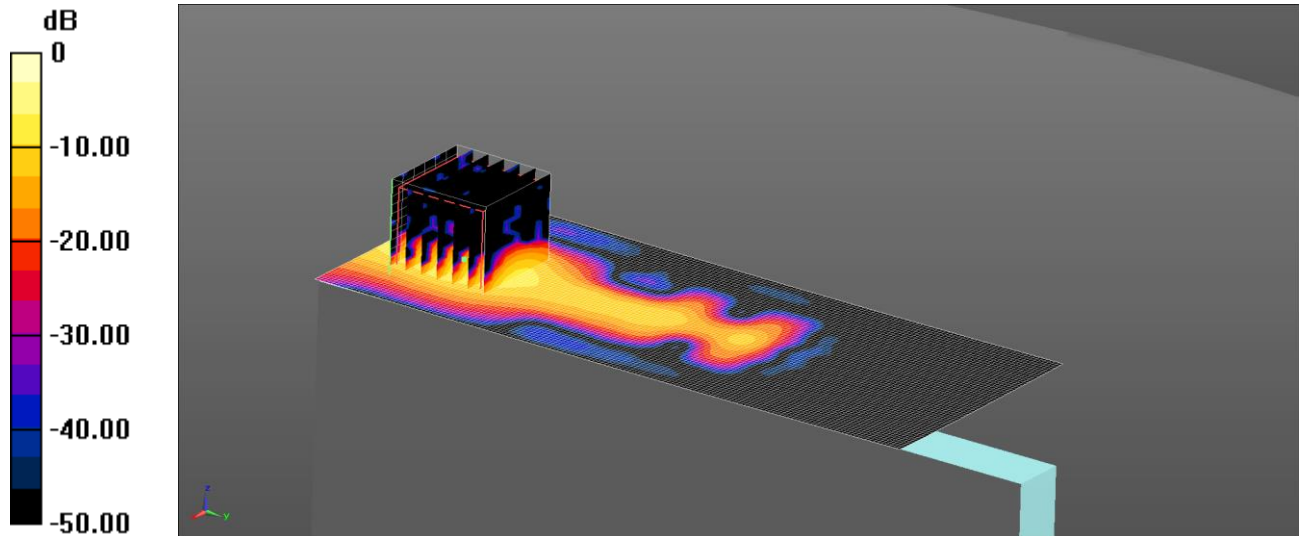
SAR(1 g) = 0.346 W/kg; SAR(10 g) = 0.097 W/kg

Maximum value of SAR (measured) = 0.695 W/kg

137: Right of EUT Facing Phantom Wi-Fi 5GHz 802.11a 6Mbps CH100 Wi-Fi Ant 1

Date: 13/07/15

DUT: Inari; Type: Tablet



0 dB = 2.30 W/kg = 3.62 dBW/kg

Communication System: UID 0, WLAN 802.11 (0); Frequency: 5500 MHz; Duty Cycle: 1:1

Medium: 5200/5500/5800 MHz MSL Medium parameters used: $f = 5500$ MHz; $\sigma = 5.749$ S/m; $\epsilon_r = 47.196$; $\rho = 1000$ kg/m³

Phantom section: Flat Section

DASY4 Configuration:

- Probe: EX3DV4 - SN3814; ConvF(3.97, 3.97, 3.97); Calibrated: 18/09/14;
- Sensor-Surface: 4mm (Mechanical Surface Detection), Sensor-Surface: 2mm (Mechanical Surface Detection)
- Electronics: DAE4 Sn1435; Calibrated: 20/02/15
- Phantom: ELI v5.0 (30deg probe tilt); Type: QDOVA002AA;
- ; SEMCAD X Version 14.6.10 (7331)

Configuration/Right of EUT Facing Phantom - Middle /Area Scan (61x151x1): Interpolated grid: dx=1.000 mm, dy=1.000 mm
Maximum value of SAR (interpolated) = 1.13 W/kg

Configuration/Right of EUT Facing Phantom - Middle /Zoom Scan (7x7x12) (7x7x12)/Cube 0: Measurement grid: dx=4mm, dy=4mm, dz=2mm

Reference Value = 15.68 V/m; Power Drift = 0.08 dB

Peak SAR (extrapolated) = 5.27 W/kg

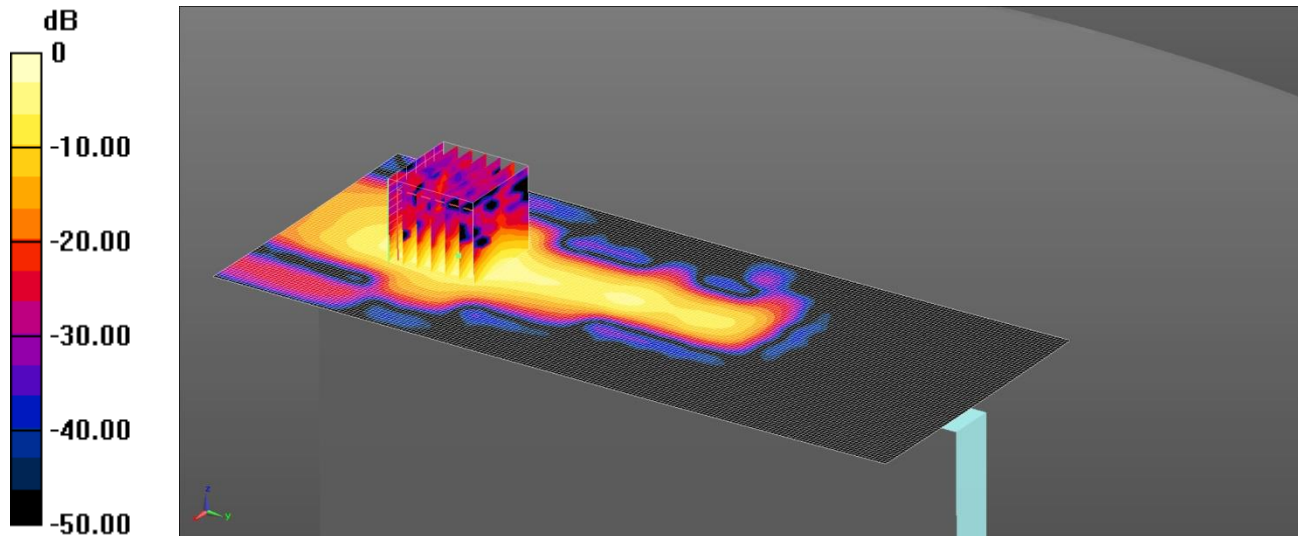
SAR(1 g) = 1.15 W/kg; SAR(10 g) = 0.297 W/kg

Maximum value of SAR (measured) = 2.30 W/kg

138: Right of EUT Facing Phantom Wi-Fi 5GHz 802.11a 6Mbps CH104 Wi-Fi Ant 1

Date: 06/07/15

DUT: Inari; Type: Tablet



0 dB = 1.56 W/kg = 1.93 dBW/kg

Communication System: UID 0, WLAN 802.11 (0); Frequency: 5520 MHz; Duty Cycle: 1:1

Medium: 5200/5500/5800 MHz MSL Medium parameters used (interpolated): $f = 5520$ MHz; $\sigma = 5.814$ S/m; $\epsilon_r = 46.633$; $\rho = 1000$ kg/m³

Phantom section: Flat Section

DASY4 Configuration:

- Probe: EX3DV4 - SN3814; ConvF(3.97, 3.97, 3.97); Calibrated: 18/09/14;

- Sensor-Surface: 3mm

(Mechanical Surface Detection)

- Electronics: DAE4 Sn1435; Calibrated: 20/02/15

- Phantom: ELI v5.0 (30deg probe tilt); Type: QDOVA002AA;

- ; SEMCAD X Version 14.6.10 (7331)

Configuration/Right of EUT Facing Phantom - Middle/Area Scan (81x191x1): Interpolated grid: dx=1.000 mm, dy=1.000 mm

Maximum value of SAR (interpolated) = 1.47 W/kg

Configuration/Right of EUT Facing Phantom - Middle/Zoom Scan (7x7x12) 2 (7x7x12)/Cube 0: Measurement grid:

dx=4mm, dy=4mm, dz=2mm

Reference Value = 4.552 V/m; Power Drift = 0.58 dB

Peak SAR (extrapolated) = 3.58 W/kg


SAR(1 g) = 0.955 W/kg; SAR(10 g) = 0.269 W/kg

Maximum value of SAR (measured) = 1.56 W/kg

139: Back of EUT Facing Phantom Wi-Fi 5GHz 802.11a 6Mbps CH100 Wi-Fi Ant 2

Date: 03/07/15

DUT: Inari; Type: Tablet



0 dB = 1.01 W/kg = 0.04 dBW/kg

Communication System: UID 0, WLAN 802.11 (0); Frequency: 5500 MHz; Duty Cycle: 1:1

Medium: 5200/5500/5800 MHz MSL Medium parameters used: $f = 5500$ MHz; $\sigma = 5.668$ S/m; $\epsilon_r = 48.299$; $\rho = 1000$ kg/m³

Phantom section: Flat Section

DASY4 Configuration:

- Probe: EX3DV4 - SN3814; ConvF(3.97, 3.97, 3.97); Calibrated: 18/09/14;
- Sensor-Surface: 4mm (Mechanical Surface Detection), Sensor-Surface: 2mm (Mechanical Surface Detection)
- Electronics: DAE4 Sn1435; Calibrated: 20/02/15
- Phantom: ELI v5.0 (30deg probe tilt); Type: QDOVA002AA;
- ; SEMCAD X Version 14.6.10 (7331)

Configuration/Back of EUT Facing Phantom - Middle 2 2/Area Scan (151x101x1): Interpolated grid: dx=1.000 mm, dy=1.000 mm

Maximum value of SAR (interpolated) = 0.585 W/kg

Configuration/Back of EUT Facing Phantom - Middle 2 2/Zoom Scan (7x7x12) 2 (7x7x12)/Cube 0: Measurement grid: dx=4mm, dy=4mm, dz=2mm

Reference Value = 10.13 V/m; Power Drift = -0.08 dB

Peak SAR (extrapolated) = 2.10 W/kg


SAR(1 g) = 0.465 W/kg; SAR(10 g) = 0.119 W/kg

Maximum value of SAR (measured) = 1.01 W/kg

140: Back of EUT Facing Phantom Wi-Fi 5GHz 802.11a 6Mbps CH100 Wi-Fi Ant 1&2

Date: 03/07/15

DUT: Inari; Type: Tablet



0 dB = 1.13 W/kg = 0.53 dBW/kg

Communication System: UID 0, WLAN 802.11 (0); Frequency: 5500 MHz; Duty Cycle: 1:1

Medium: 5200/5500/5800 MHz MSL Medium parameters used: $f = 5500$ MHz; $\sigma = 5.668$ S/m; $\epsilon_r = 48.299$; $\rho = 1000$ kg/m³

Phantom section: Flat Section

DASY4 Configuration:

- Probe: EX3DV4 - SN3814; ConvF(3.97, 3.97, 3.97); Calibrated: 18/09/14;
- Sensor-Surface: 4mm (Mechanical Surface Detection), Sensor-Surface: 2mm (Mechanical Surface Detection)
- Electronics: DAE4 Sn1435; Calibrated: 20/02/15
- Phantom: ELI v5.0 (30deg probe tilt); Type: QDOVA002AA;
- ; SEMCAD X Version 14.6.10 (7331)

Configuration/Back of EUT Facing Phantom - Middle 2 2/Area Scan (151x101x1): Interpolated grid: dx=1.000 mm, dy=1.000 mm

Maximum value of SAR (interpolated) = 0.644 W/kg

Configuration/Back of EUT Facing Phantom - Middle 2 2/Zoom Scan (7x7x12) 2 (7x7x12)/Cube 0: Measurement grid: dx=4mm, dy=4mm, dz=2mm

Reference Value = 9.591 V/m; Power Drift = 0.05 dB

Peak SAR (extrapolated) = 2.01 W/kg

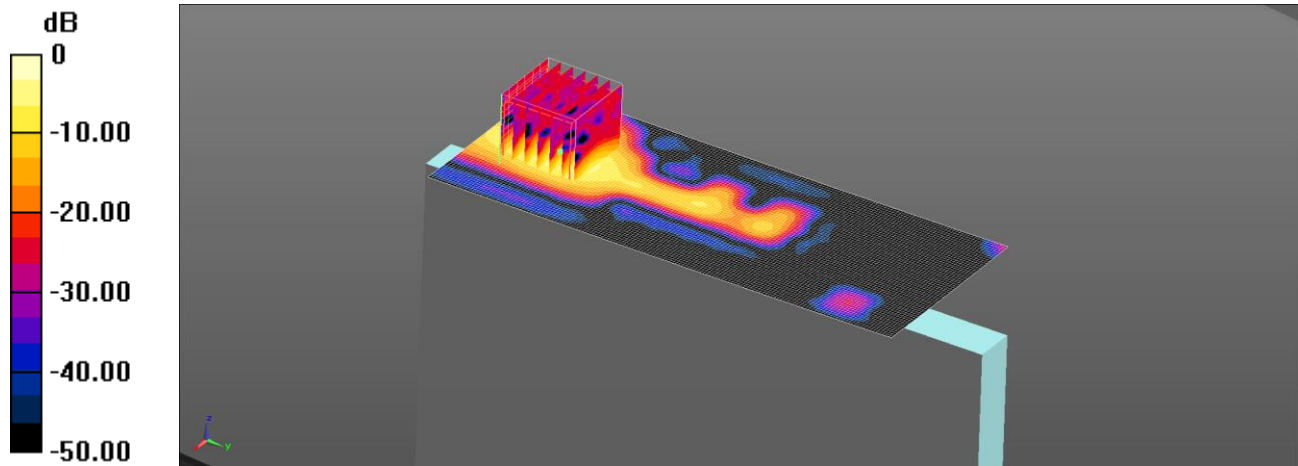
SAR(1 g) = 0.482 W/kg; SAR(10 g) = 0.127 W/kg

Maximum value of SAR (measured) = 1.13 W/kg

141: Right of EUT Facing Phantom Wi-Fi 5GHz 802.11a 6Mbps CH165 Wi-Fi Ant 1

Date: 03/07/15

DUT: Inari; Type: Tablet



0 dB = 1.59 W/kg = 2.01 dBW/kg

Communication System: UID 0, WLAN 802.11 (0); Frequency: 5825 MHz; Duty Cycle: 1:1

Medium: 5200/5500/5800 MHz MSL Medium parameters used (interpolated): $f = 5825$ MHz; $\sigma = 6.203$ S/m; $\epsilon_r = 47.527$; $\rho = 1000$ kg/m³

Phantom section: Flat Section

DASY4 Configuration:

- Probe: EX3DV4 - SN3814; ConvF(4.06, 4.06, 4.06); Calibrated: 18/09/14;
- Sensor-Surface: 4mm (Mechanical Surface Detection), Sensor-Surface: 2mm (Mechanical Surface Detection)
- Electronics: DAE4 Sn1435; Calibrated: 20/02/15
- Phantom: ELI v5.0 (30deg probe tilt); Type: QDOVA002AA;
- ; SEMCAD X Version 14.6.10 (7331)

Configuration/Right of EUT Facing Phantom - Middle 2 2/Area Scan (61x151x1): Interpolated grid: dx=1.000 mm, dy=1.000 mm

Maximum value of SAR (interpolated) = 0.821 W/kg

Configuration/Right of EUT Facing Phantom - Middle 2 2/Zoom Scan (7x7x12) 2 (7x7x12)/Cube 0: Measurement grid:

dx=4mm, dy=4mm, dz=2mm

Reference Value = 11.75 V/m; Power Drift = 0.05 dB

Peak SAR (extrapolated) = 3.50 W/kg

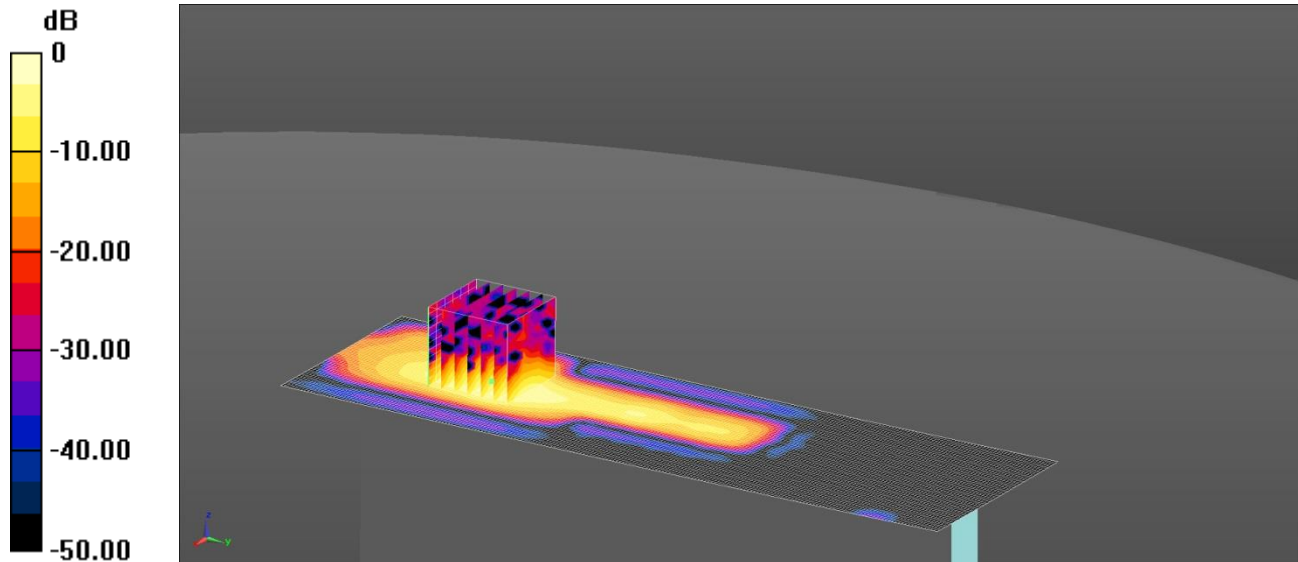
SAR(1 g) = 0.754 W/kg; SAR(10 g) = 0.213 W/kg

Maximum value of SAR (measured) = 1.59 W/kg

142: Right of EUT Facing Phantom Wi-Fi 5GHz 802.11a 6Mbps CH149 Wi-Fi Ant 1

Date: 07/07/15

DUT: Inari; Type: Tablet



0 dB = 1.36 W/kg = 1.34 dBW/kg

Communication System: UID 0, WLAN 802.11 (0); Frequency: 5745 MHz; Duty Cycle: 1:1

Medium: 5200/5500/5800 MHz MSL Medium parameters used (interpolated): $f = 5745$ MHz; $\sigma = 6.15$ S/m; $\epsilon_r = 46.113$; $\rho = 1000$ kg/m³

Phantom section: Flat Section

DASY4 Configuration:

- Probe: EX3DV4 - SN3814; ConvF(4.06, 4.06, 4.06); Calibrated: 18/09/14;

- Sensor-Surface:

3mm (Mechanical Surface Detection)

- Electronics: DAE4 Sn1435; Calibrated: 20/02/15

- Phantom: ELI v5.0 (30deg probe tilt); Type: QDOVA002AA;

- ; SEMCAD X Version 14.6.10 (7331)

Configuration/Right of EUT Facing Phantom - Low/Area Scan (61x201x1): Interpolated grid: dx=1.000 mm, dy=1.000 mm

Maximum value of SAR (interpolated) = 1.25 W/kg

Configuration/Right of EUT Facing Phantom - Low/Zoom Scan (7x7x12) 2 (7x7x12)/Cube 0: Measurement grid:

dx=4mm, dy=4mm, dz=2mm

Reference Value = 3.799 V/m; Power Drift = 0.88 dB

Peak SAR (extrapolated) = 3.10 W/kg


SAR(1 g) = 0.805 W/kg

Maximum value of SAR (measured) = 1.36 W/kg

143: Back of EUT Facing Phantom Wi-Fi 5GHz 802.11a 6Mbps CH149 Wi-Fi Ant 2

Date: 03/07/15

DUT: Inari; Type: Tablet



0 dB = 1.57 W/kg = 1.96 dBW/kg

Communication System: UID 0, WLAN 802.11 (0); Frequency: 5745 MHz; Duty Cycle: 1:1

Medium: 5200/5500/5800 MHz MSL Medium parameters used (interpolated): $f = 5745$ MHz; $\sigma = 6.043$ S/m; $\epsilon_r = 47.59$; $\rho = 1000$ kg/m³

Phantom section: Flat Section

DASY4 Configuration:

- Probe: EX3DV4 - SN3814; ConvF(4.06, 4.06, 4.06); Calibrated: 18/09/14;
- Sensor-Surface: 4mm (Mechanical Surface Detection), Sensor-Surface: 2mm (Mechanical Surface Detection)
- Electronics: DAE4 Sn1435; Calibrated: 20/02/15
- Phantom: ELI v5.0 (30deg probe tilt); Type: QDOVA002AA;
- ; SEMCAD X Version 14.6.10 (7331)

Configuration/Back of EUT Facing Phantom - Middle 2 2/Area Scan (151x101x1): Interpolated grid: dx=1.000 mm, dy=1.000 mm

Maximum value of SAR (interpolated) = 0.777 W/kg

Configuration/Back of EUT Facing Phantom - Middle 2 2/Zoom Scan (7x7x12) 2 (7x7x12)/Cube 0: Measurement grid:

dx=4mm, dy=4mm, dz=2mm

Reference Value = 7.364 V/m; Power Drift = -0.08 dB

Peak SAR (extrapolated) = 3.29 W/kg


SAR(1 g) = 0.682 W/kg; SAR(10 g) = 0.160 W/kg

Maximum value of SAR (measured) = 1.57 W/kg

144: Back of EUT Facing Phantom Wi-Fi 5GHz 802.11a 6Mbps CH153 Wi-Fi Ant 2

Date: 07/07/15

DUT: Inari; Type: Tablet



0 dB = 1.13 W/kg = 0.53 dBW/kg

Communication System: UID 0, WLAN 802.11 (0); Frequency: 5765 MHz; Duty Cycle: 1:1

Medium: 5200/5500/5800 MHz MSL Medium parameters used (interpolated): $f = 5765$ MHz; $\sigma = 6.179$ S/m; $\epsilon_r = 46.071$; $\rho = 1000$ kg/m³

Phantom section: Flat Section

DASY4 Configuration:

- Probe: EX3DV4 - SN3814; ConvF(4.06, 4.06, 4.06); Calibrated: 18/09/14;

- Sensor-Surface: 3mm

(Mechanical Surface Detection)

- Electronics: DAE4 Sn1435; Calibrated: 20/02/15

- Phantom: ELI v5.0 (30deg probe tilt); Type: QDOVA002AA;

- ; SEMCAD X Version 14.6.10 (7331)

Configuration/Back of EUT Facing Phantom - Low/Area Scan (201x101x1): Interpolated grid: dx=1.000 mm, dy=1.000 mm

Maximum value of SAR (interpolated) = 1.00 W/kg

Configuration/Back of EUT Facing Phantom - Low/Zoom Scan (7x7x12) 2 (7x7x12)/Cube 0: Measurement grid:

dx=4mm, dy=4mm, dz=2mm

Reference Value = 2.395 V/m; Power Drift = -0.02 dB

Peak SAR (extrapolated) = 4.80 W/kg


SAR(1 g) = 0.641 W/kg; SAR(10 g) = 0.157 W/kg

Maximum value of SAR (measured) = 1.13 W/kg

145: Back of EUT Facing Phantom Wi-Fi 5GHz 802.11a 6Mbps CH149 Wi-Fi Ant 1&2

Date: 03/07/15

DUT: Inari; Type: Tablet



0 dB = 1.52 W/kg = 1.82 dBW/kg

Communication System: UID 0, WLAN 802.11 (0); Frequency: 5745 MHz; Duty Cycle: 1:1

Medium: 5200/5500/5800 MHz MSL Medium parameters used (interpolated): $f = 5745$ MHz; $\sigma = 6.043$ S/m; $\epsilon_r = 47.59$; $\rho = 1000$ kg/m³

Phantom section: Flat Section

DASY4 Configuration:

- Probe: EX3DV4 - SN3814; ConvF(4.06, 4.06, 4.06); Calibrated: 18/09/14;
- Sensor-Surface: 4mm (Mechanical Surface Detection), Sensor-Surface: 2mm (Mechanical Surface Detection)
- Electronics: DAE4 Sn1435; Calibrated: 20/02/15
- Phantom: ELI v5.0 (30deg probe tilt); Type: QDOVA002AA;
- ; SEMCAD X Version 14.6.10 (7331)

Configuration/Back of EUT Facing Phantom - Middle 2 2/Area Scan (151x101x1): Interpolated grid: dx=1.000 mm, dy=1.000 mm

Maximum value of SAR (interpolated) = 0.777 W/kg

Configuration/Back of EUT Facing Phantom - Middle 2 2/Zoom Scan (7x7x12) 2 (7x7x12)/Cube 0: Measurement grid:

dx=4mm, dy=4mm, dz=2mm

Reference Value = 11.61 V/m; Power Drift = -0.03 dB

Peak SAR (extrapolated) = 3.27 W/kg

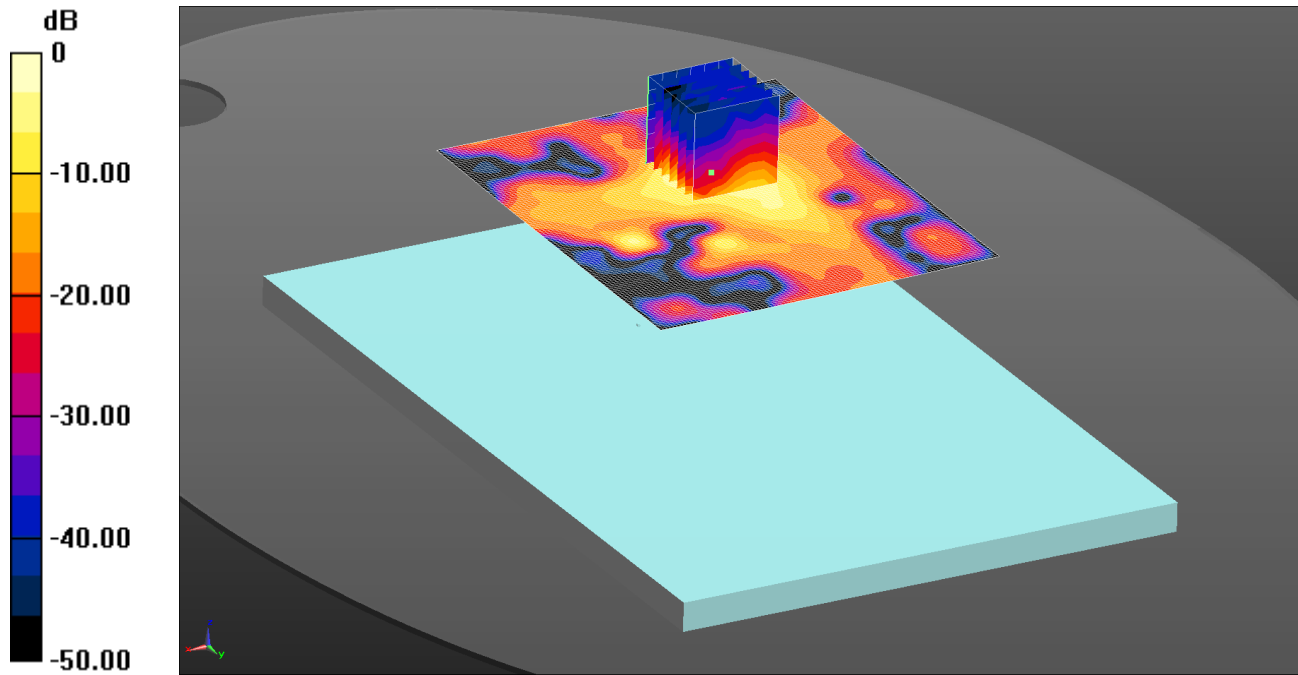
SAR(1 g) = 0.689 W/kg; SAR(10 g) = 0.178 W/kg

Maximum value of SAR (measured) = 1.52 W/kg

146: Back of EUT Facing Phantom BT 2.4GHz SISO LE CH18

Date: 16/07/2015

DUT: Inari; Type: Tablet



0 dB = 0.145 W/kg = -8.39 dBW/kg

Communication System: UID 0, Bluetooth (0); Frequency: 2442 MHz; Duty Cycle: 1:3.22

Medium: 2450MHz MSL Medium parameters used (interpolated): $f = 2442$ MHz; $\sigma = 1.975$ S/m; $\epsilon_r = 52.048$; $\rho = 1000$ kg/m³

Phantom section: Flat Section

DASY4 Configuration:

- Probe: EX3DV4 - SN3995; ConvF(7.4, 7.4, 7.4); Calibrated: 28/04/2015;
- Sensor-Surface: 3mm (Mechanical Surface Detection)
- Electronics: DAE3 Sn450; Calibrated: 16/09/2014
- Phantom: ELI v5.0; Type: QDOVA002AA;
- ; SEMCAD X Version 14.6.10 (7164)

Configuration/Back of EUT Facing Phantom - Middle/Area Scan (101x121x1): Interpolated grid: dx=1.200 mm, dy=1.200 mm

Maximum value of SAR (interpolated) = 0.145 W/kg

Configuration/Back of EUT Facing Phantom - Middle/Zoom Scan (7x7x7) (7x7x7)/Cube 0: Measurement grid: dx=5mm, dy=5mm, dz=5mm

Reference Value = 5.277 V/m; Power Drift = -0.09 dB

Peak SAR (extrapolated) = 0.268 W/kg

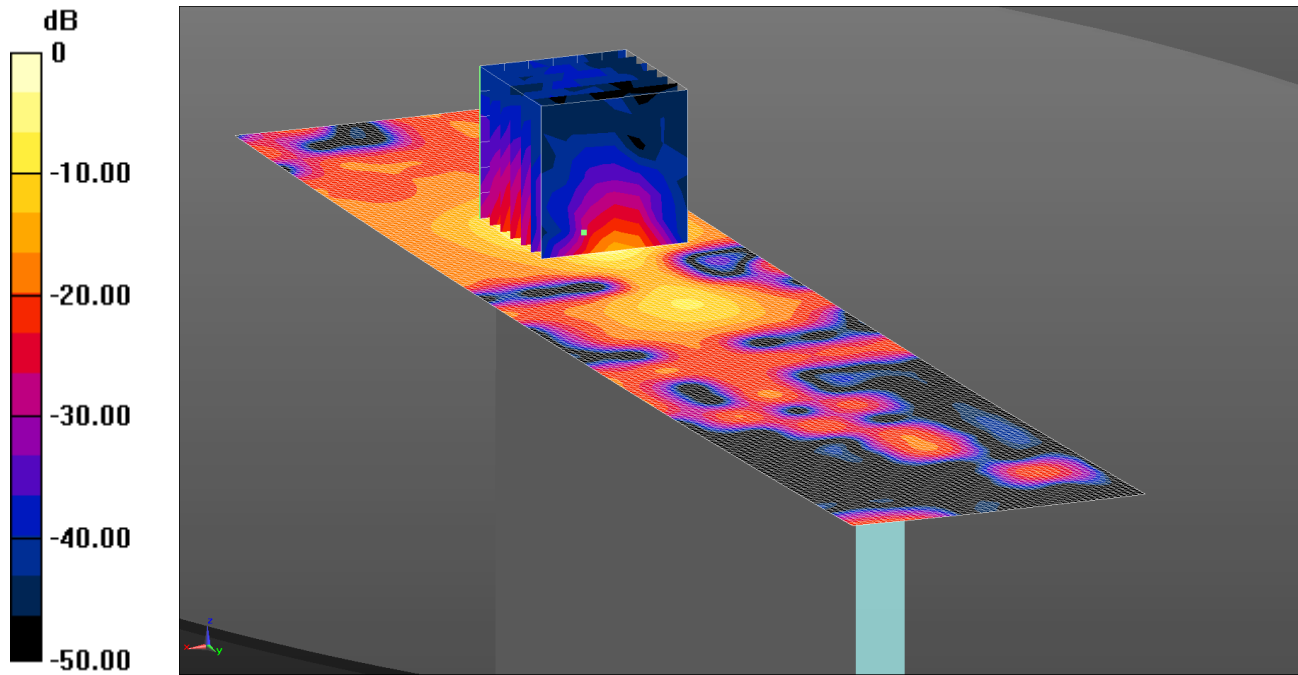
SAR(1 g) = 0.097 W/kg; SAR(10 g) = 0.037 W/kg

Maximum value of SAR (measured) = 0.139 W/kg

147: Right Hand Side of EUT Facing Phantom BT 2.4GHz SISO LE CH18

Date: 16/07/2015

DUT: Inari; Type: Tablet



0 dB = 0.158 W/kg = -8.01 dBW/kg

Communication System: UID 0, Bluetooth (0); Frequency: 2442 MHz; Duty Cycle: 1:3.22

Medium: 2450MHz MSL Medium parameters used (interpolated): $f = 2442$ MHz; $\sigma = 1.975$ S/m; $\epsilon_r = 52.048$; $\rho = 1000$ kg/m³

Phantom section: Flat Section

DASY4 Configuration:

- Probe: EX3DV4 - SN3995; ConvF(7.4, 7.4, 7.4); Calibrated: 28/04/2015;
- Sensor-Surface: 3mm (Mechanical Surface Detection)
- Electronics: DAE3 Sn450; Calibrated: 16/09/2014
- Phantom: ELI v5.0; Type: QDOVA002AA;
- ; SEMCAD X Version 14.6.10 (7164)

Configuration/Right Hand Side of EUT Facing Phantom - Middle/Area Scan (51x251x1): Interpolated grid: dx=1.200 mm, dy=1.200 mm

Maximum value of SAR (interpolated) = 0.158 W/kg

Configuration/Right Hand Side of EUT Facing Phantom - Middle/Zoom Scan (7x7x7) (7x7x7)/Cube 0: Measurement grid: dx=5mm, dy=5mm, dz=5mm

Reference Value = 9.057 V/m; Power Drift = 0.06 dB

Peak SAR (extrapolated) = 0.275 W/kg


SAR(1 g) = 0.110 W/kg; SAR(10 g) = 0.040 W/kg

Maximum value of SAR (measured) = 0.161 W/kg

148: Right Hand Side of EUT Facing Phantom BT 2.4GHz SISO LE CH0

Date: 16/07/2015

DUT: Inari; Type: Tablet



0 dB = 0.141 W/kg = -8.51 dBW/kg

Communication System: UID 0, Bluetooth (0); Frequency: 2402 MHz; Duty Cycle: 1:3.22

Medium: 2450MHz MSL Medium parameters used (interpolated): $f = 2402$ MHz; $\sigma = 1.929$ S/m; $\epsilon_r = 52.09$; $\rho = 1000$ kg/m³

Phantom section: Flat Section

DASY4 Configuration:

- Probe: EX3DV4 - SN3995; ConvF(7.4, 7.4, 7.4); Calibrated: 28/04/2015;
- Sensor-Surface: 3mm (Mechanical Surface Detection)
- Electronics: DAE3 Sn450; Calibrated: 16/09/2014
- Phantom: ELI v5.0; Type: QDOVA002AA;
- ; SEMCAD X Version 14.6.10 (7164)

Configuration/Right Hand Side of EUT Facing Phantom - Middle/Area Scan (51x251x1): Interpolated grid: dx=1.200 mm, dy=1.200 mm

Maximum value of SAR (interpolated) = 0.141 W/kg

Configuration/Right Hand Side of EUT Facing Phantom - Middle/Zoom Scan (7x7x7) (7x7x7)/Cube 0: Measurement grid: dx=5mm, dy=5mm, dz=5mm

Reference Value = 4.979 V/m; Power Drift = 0.17 dB

Peak SAR (extrapolated) = 0.241 W/kg

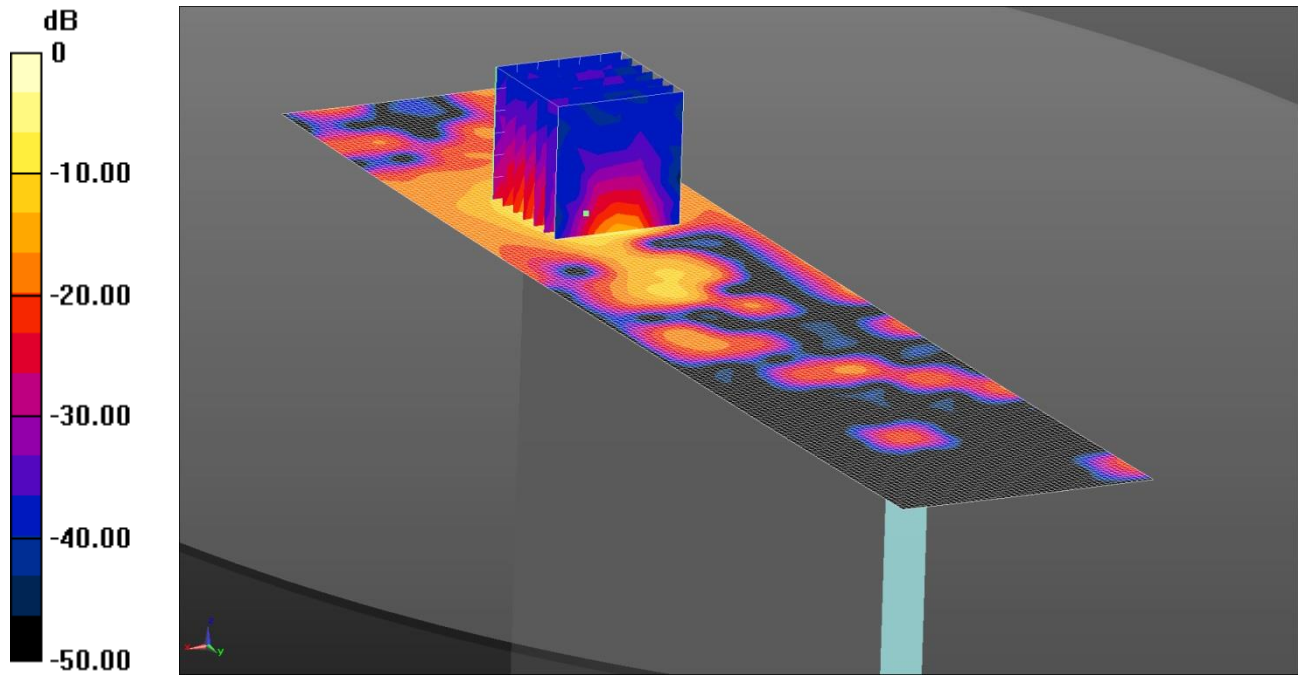
SAR(1 g) = 0.095 W/kg; SAR(10 g) = 0.034 W/kg

Maximum value of SAR (measured) = 0.141 W/kg

149: Right Hand Side of EUT Facing Phantom BT 2.4GHz SISO LE CH39

Date: 17/07/2015

DUT: Inari; Type: Tablet



0 dB = 0.146 W/kg = -8.35 dBW/kg

Communication System: UID 0, Bluetooth (0); Frequency: 2480 MHz; Duty Cycle: 1:3.22

Medium: 2450MHz MSL Medium parameters used (interpolated): $f = 2480$ MHz; $\sigma = 2.024$ S/m; $\epsilon_r = 51.939$; $\rho = 1000$ kg/m³

Phantom section: Flat Section

DASY4 Configuration:

- Probe: EX3DV4 - SN3995; ConvF(7.4, 7.4, 7.4); Calibrated: 28/04/2015;
- Sensor-Surface: 3mm (Mechanical Surface Detection)
- Electronics: DAE3 Sn450; Calibrated: 16/09/2014
- Phantom: ELI v5.0; Type: QDOVA002AA;
- ; SEMCAD X Version 14.6.10 (7164)

Configuration/Right Hand Side of EUT Facing Phantom - Middle/Area Scan (51x251x1): Interpolated grid: dx=1.200 mm, dy=1.200 mm

Maximum value of SAR (interpolated) = 0.146 W/kg

Configuration/Right Hand Side of EUT Facing Phantom - Middle/Zoom Scan (7x7x7) (7x7x7)/Cube 0: Measurement grid: dx=5mm, dy=5mm, dz=5mm

Reference Value = 6.805 V/m; Power Drift = 0.16 dB

Peak SAR (extrapolated) = 0.241 W/kg

SAR(1 g) = 0.094 W/kg; SAR(10 g) = 0.034 W/kg

Maximum value of SAR (measured) = 0.139 W/kg