


	<h1>Technical Documentation</h1>
--	----------------------------------

Test Set Up Photos




FCC ID	2ABUUDTE41027
--------	---------------

Publication History

Version	Date	Modification description
01	February 18, 2022	Creation of the document

Technical Documentation

Test Set Up Photos




Anechoic chamber (XY axis)

Maximum output power and unwanted emissions in restricted frequency bands:

between 30MHz & 1GHz and above 1 GHz (1)

Technical Documentation

Test Set Up Photos



Anechoic chamber (Z axis)

Maximum output power and unwanted emissions in restricted frequency bands:

between 30MHz & 1GHz and above 1 GHz (2)

Technical Documentation

Test Set Up Photos



OATS

**Maximum output power and unwanted emissions in restricted frequency bands:
between 30MHz & 1GHz and above 1 GHz (3)**