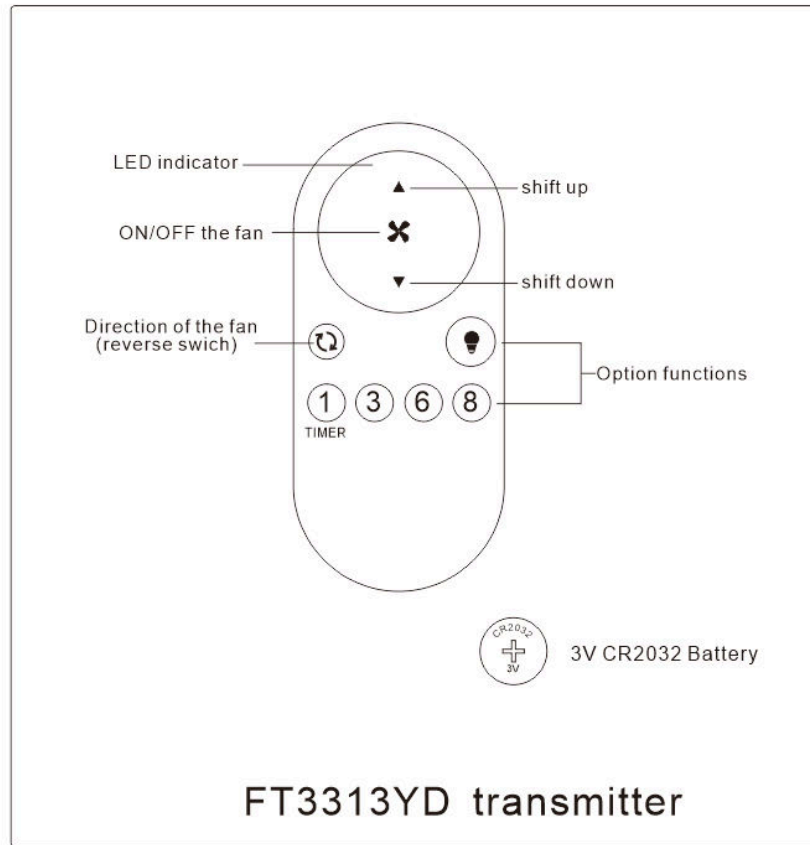



USER MANUAL FOR FT3313YD REMOTE CONTROL TRANSMITTER

I. Operation Instructions



1. ON/OFF Fan

- press the key  to start/stop the fan.
- This key for the fan off only.


2. ▲ shift up

- Press the key to Increase fan speed.


3. ▼ Shift down

- Press the key to Increase fan speed.

4. Direction of the fan

- Press the key  can change the running direction of the fan.

5. The other optional functions as below:

-  Light on or off.

- 1,3,6,8 FAN timing control

Set up the timer at 1hour ,,3 hours,6 hours, 8 hours.

- 1H Press this key, the fan will stop after 1 hour.
- 3H press this key, the fan will stop after 3 hours.
- 4H press this key, the fan will stop after 6 hours.
- 8H press this key, the fan will stop after 8 hours.

- The timing function of the key works when the fan is running.
- Press the key ✕ will cancel the timer.
- Timing function for the fan only.
- The latest timer will take place the previous one.

6. The transmitter use 1pcs of 3V CR2032 battery, please install the battery correctly.

II. Use precautions

1. When press the key of transmitter, the LED indicator doesn't on, please inspect the battery installation.
2. When press the key of transmitter, the LED indicator flashing, that means the battery get low voltage, please replace a new one.
3. Please pull out of the battery from the transmitter when leaving unused for a long time.

● FCC Instructions:

This product has been tested and found to comply with the limits for a Class B digital device, pursuant to Part 15 of the FCC Rules. These limits are designed to provide reasonable protection against harmful interference in a residential installation. This product generates, uses and can radiate radio frequency energy and, if not installed and used in accordance with the instructions, may cause harmful interference to radio communications. However, there is no guarantee that interference will not occur in a particular installation. If the product does cause harmful interference to radio or television reception, which can be determined by turning the equipment off and on, the user is encouraged to try to correct the interference by one or more of the following measures:

- Reorient or relocate the receiving antenna.
- Increase the separation between the product and receiver.
- Connect the product into an outlet on a circuit different from that to which the receiver is connected.
- Consult the dealer or an experienced radio/TV technician for help.

This device complies with Part 15 of the FCC Rules. Operation is subject to the following two conditions:

- (1) this device may not cause harmful interference, and
- (2) this device must accept any interference received, including interference that may cause Undesired operation.

Warning:

- Changes or modifications not expressly approved by the party responsible for compliance could void the user's authority to operate the product.
- Chemical Burn Hazard. Keep batteries away from children.