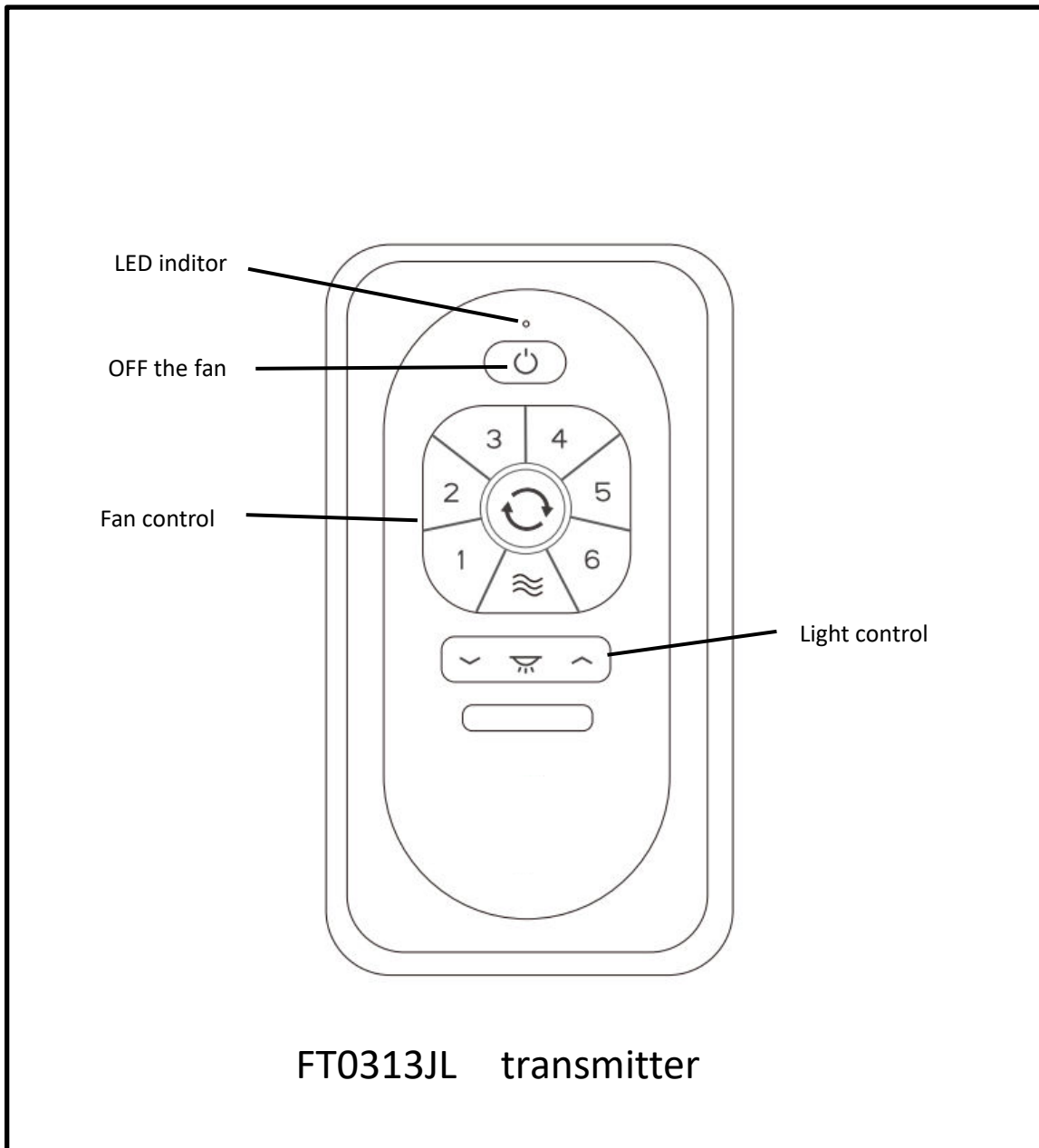


# USER MANUAL FOR FT0313JL REMOTE CONTROL TRANSMITTER

## I. Operation Instructions



1.  **OFF the Fan**


- When fan are on, press this button, the fan shut down.

2. **Fan control**


(1) **Speed of the fan (1~6 level)**

- The number of indicators displayed corresponds to the current fan gear.
- The lowest gear is 1st gear and the highest gear is 6th gear.




## (2) Direction of the fan

- Press the key  can change the running direction of the fan.

## (3) Breeze Mode:

- Press the key  can change Between Speed 2 to Speed 4, at 40 seconds in a curve and circle speed. Reach one specific speed, it changes to another speed.

## 3. Light control

- Press the key , control the functions of turning on and off lights, changing colors.
- Press the key , turn down the brightness of the light.
- .Press the key , turn up the brightness of the light.

## 4. The transmitter use 2pcs of 1.5V AAA battery, please install the battery correctly.

## II. Use precautions

1. When press the key of transmitter, the LED indicator doesn't on, please inspect the battery installation.
2. When press the key of transmitter, the LED indicator flashing, that means the battery get low voltage, please replace a new one.
3. Please pull out of the battery from the transmitter when leaving unused for a long time.

## ● FCC Instructions:

This product has been tested and found to comply with the limits for a Class B digital device, pursuant to Part 15 of the FCC Rules. These limits are designed to provide reasonable protection against harmful interference in a residential installation. This product generates, uses and can radiate radio frequency energy and, if not installed and used in accordance with the instructions, may cause harmful interference to radio communications. However, there is no guarantee that interference will not occur in a particular installation. If the product does cause harmful interference to radio or television reception, which can be determined by turning the equipment off and on, the user is encouraged to try to correct the interference by one or more of the following measures:

- Reorient or relocate the receiving antenna.
- Increase the separation between the product and receiver.
- Connect the product into an outlet on a circuit different from that to which the receiver is connected.
- Consult the dealer or an experienced radio/TV technician for help.

This device complies with Part 15 of the FCC Rules. Operation is subject to the following two conditions:

- (1) this device may not cause harmful interference, and
- (2) this device must accept any interference received, including interference that may cause Undesired operation.

**Warning:** Changes or modifications not expressly approved by the party responsible for compliance could void the user's authority to operate the product.

FCC ID: 2ABUP-FT0313JL

● **IC Caution:**

RSS-Gen Issue 5 "&" RSS-Gen numéro 5

**- English:**

This device contains licence-exempt transmitter(s)/receiver(s) that comply with Innovation, Science and Economic Development Canada's licence-exempt RSS(s). Operation is subject to the following two conditions:

(1) This device may not cause interference.

(2) This device must accept any interference, including interference that may cause undesired operation of the device.

Any changes or modifications not expressly approved by the party responsible for compliance could void the user's authority to operate the equipment.

RF exposure statement:

The equipment complies with IC Radiation exposure limit set forth for uncontrolled environment.

**- French:**

Cet appareil contient des émetteurs / récepteurs exemptés de licence conformes aux RSS (RSS) d'Innovation, Sciences et Développement économique Canada. Le fonctionnement est soumis aux deux conditions suivantes:

(1) Cet appareil ne doit pas causer d'interférences.

(2) Cet appareil doit accepter toutes les interférences, y compris celles susceptibles de provoquer un fonctionnement indésirable de l'appareil.

Tout changement ou modification non expressément approuvé par la partie responsable de la conformité pourrait annuler l'autorité de l'utilisateur à utiliser l'équipement.

Déclaration d'exposition RF:

L'équipement est conforme à la limite d'exposition aux radiations de la IC établie pour un environnement non contrôlé.

**IC: 25540-FT0313JL**