




1. Test Setup Photos




Photograph of the depth in the Head Phantom (450MHz)



Photograph of the depth in the Body Phantom (450MHz)




Face-held, the front of the EUT towards phantom (The distance was 25mm)



Body-worn, the front of the EUT towards ground with A1, B1, BC1 and AC1
(The distance was 0mm)



**Body-worn, the front of the EUT towards ground with A1, B1, BC1 and AC2
(The distance was 0mm)**



**Body-worn, the front of the EUT towards ground with A1, B1, BC1 and AC3
(The distance was 0mm)**



**Body-worn, the front of the EUT towards ground with A1, B1, LA1 and AC1
(The distance was 0mm)**

2. External Photos of the EUT and Accessory


External Photos



B1- Battery, Intrinsically Safe Li-ion Battery (B00237200)



A1- External Antenna



BC1- Belt clip (SBC00)



AC1- Audio Accessories C-Earset with on-mic PTT (EH0100)



AC2- Audio Accessories - Earpiece with on-mic PTT & transparent acoustic tube (EA0100)



AC3- Audio Accessories - Earbud with on-mic PTT (ES0100)



LA1- Leather carrying (SLCB100)

