

Antenna Coding: ANT-BBNCNC23008

Antenna Type: PCB onboard Antenna

Model of the DUT: MWC02

Antenna Manufacturer: Shenzhen Minew Technologies Co., Ltd.

1、Technical Specification



Electrical Specifications	
Frequency Range (MHz)	2400-2480
Input Impedance (Ω)	50
Return Loss (dB)	<-10
VSWR	<2
Peak Gain (dBi)	0.34
Polarization Type	Linear polarization
Mechanical Specifications	
Antenna Size (mm)	20*5.103
Radiator	Cuprum

2、The shape and size of the antenna



3、 The result of the test

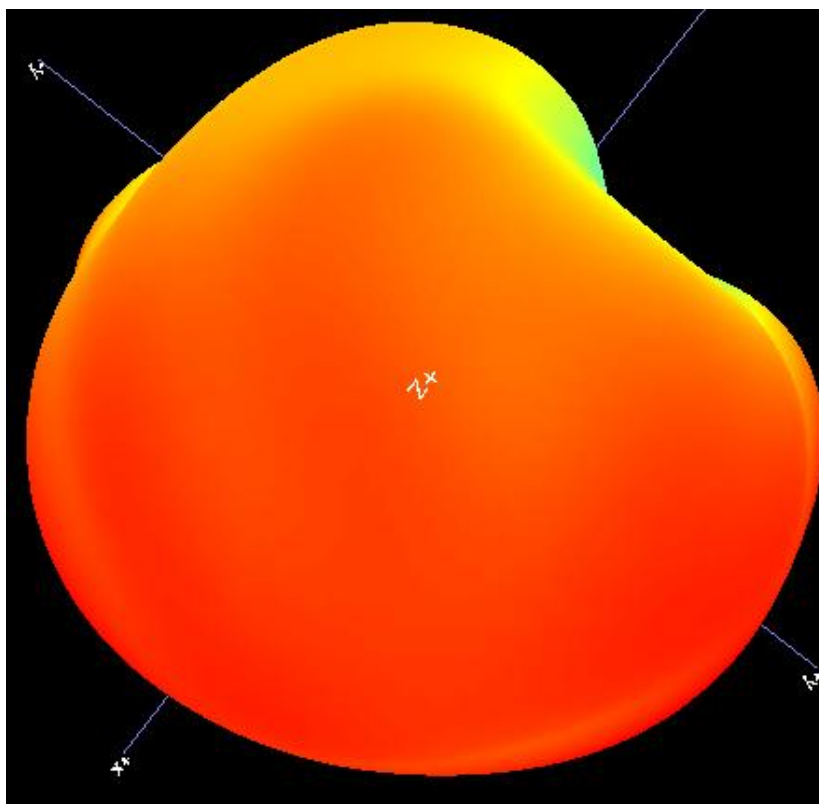
3.1 Test Environment



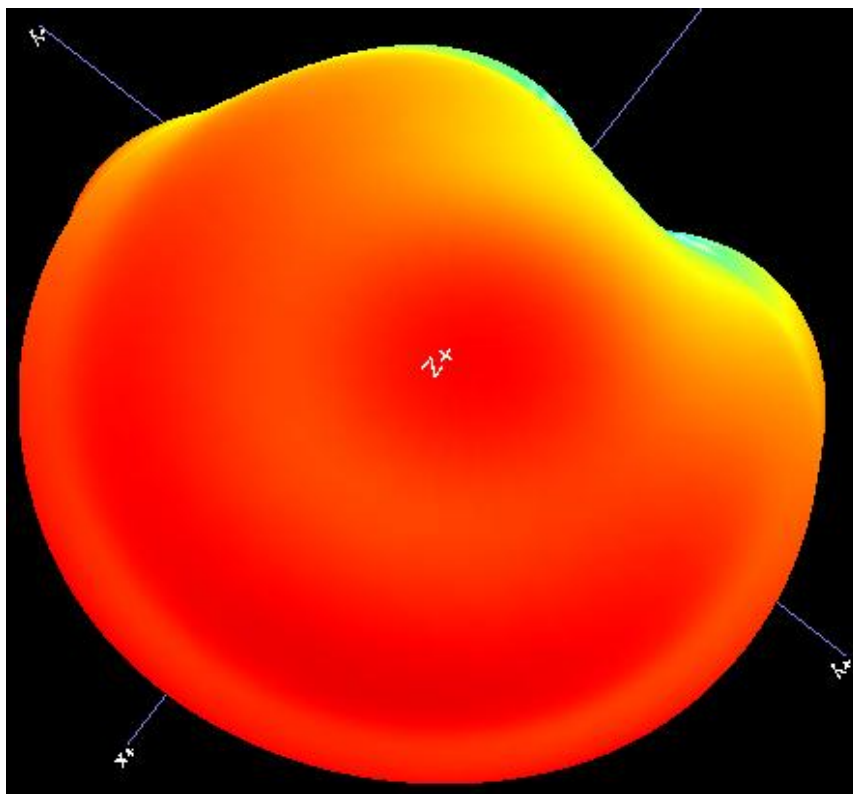
3.2 Gain and Efficiency

EUT型号 备注	MWC02 2#		
Frequency	Gain (dBi)	Efficiency(%)	PeakGain (dBi)
2400MHz	-3.01	20%	0.34
2402MHz	-2.88	20%	
2404MHz	-2.79	21%	
2406MHz	-2.85	21%	
2408MHz	-2.67	22%	
2410MHz	-2.51	22%	
2412MHz	-2.35	23%	
2414MHz	-2.16	24%	
2416MHz	-1.91	25%	
2418MHz	-1.68	26%	
2420MHz	-1.48	27%	
2422MHz	-1.34	27%	
2424MHz	-1.20	28%	
2426MHz	-1.01	29%	
2428MHz	-0.78	29%	
2430MHz	-0.73	30%	
2432MHz	-0.68	30%	
2434MHz	-0.61	31%	
2436MHz	-0.48	31%	
2438MHz	-0.51	31%	
2440MHz	-0.51	31%	
2442MHz	-0.44	32%	
2444MHz	-0.27	32%	
2446MHz	-0.23	33%	
2448MHz	-0.18	33%	
2450MHz	-0.11	34%	
2452MHz	-0.07	35%	
2454MHz	-0.05	35%	
2456MHz	0.04	36%	
2458MHz	0.09	36%	
2460MHz	0.13	36%	
2462MHz	0.15	36%	
2464MHz	0.17	37%	
2466MHz	0.22	37%	
2468MHz	0.27	37%	
2470MHz	0.27	37%	
2472MHz	0.27	37%	
2474MHz	0.34	37%	
2476MHz	0.23	37%	
2478MHz	0.23	37%	
2480MHz	0.25	36%	

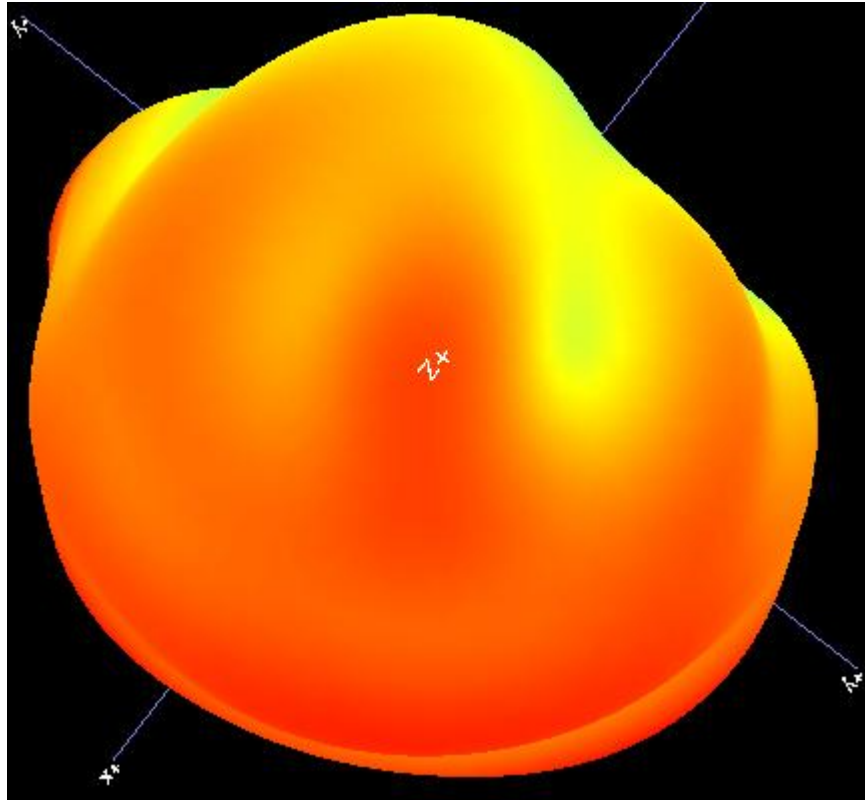
3.3 3D Polar Plot



2402MHz



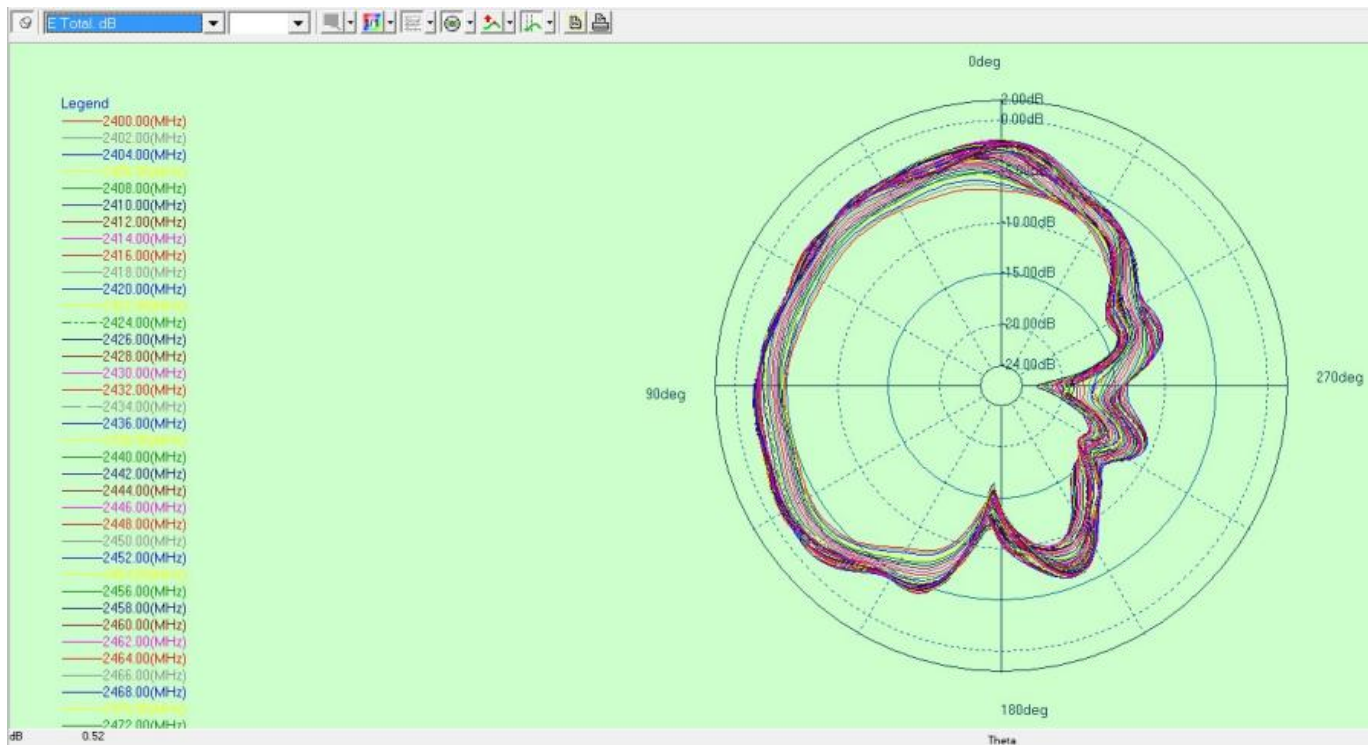
2440MHz



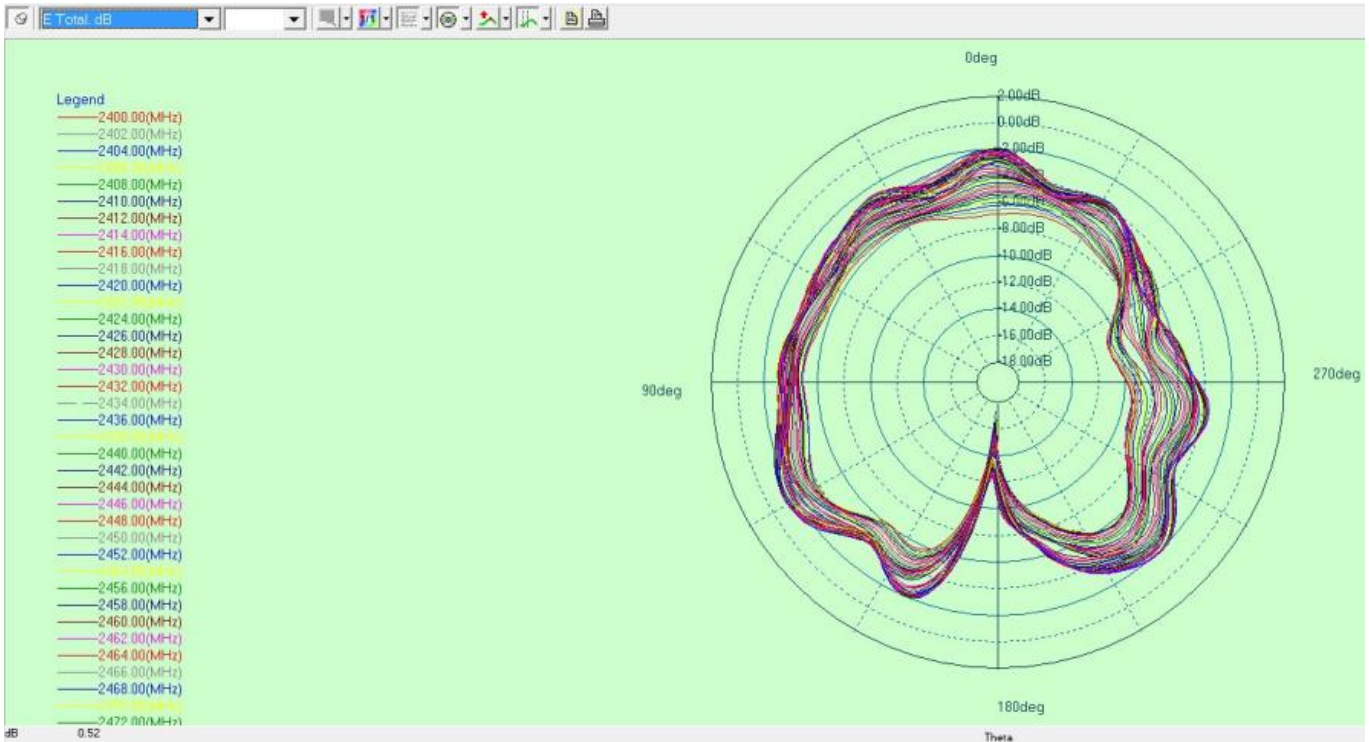
2480MHz

3.4 2D Radiation Pattern

(1) E1, XZ Plane, phi=0



(2) E2, YZ Plane, phi=90°



(3) H, XY plane, theta=90°

