



MST01

INDUSTRIAL TEMPERATURE
AND HUMIDITY SENSOR

Datasheet



PRODUCT OVERVIEW

MST01 is an industrial temperature and humidity Bluetooth® sensor developed by Minew for professional use. It is designed for environmental monitoring in manufacturing, healthcare, warehousing, etc. Probes are dust and stain-proof and come in different styles. The body is designed to suit all weather conditions and all industrial scenarios. Multiple temperature and humidity thresholds can be set. When values are exceeded, alarms will be triggered, and the screen will be prompted, in order for administrators to react. MST01 can store substantial data locally to mitigate data loss.



KEY FEATURES



Temperature and humidity threshold alarms



Multiple probe options
real-time data display



Large range
high precision



200 meters of
broadcast distance



20,480 local
data storage



IP65 dust &
water resistance

APPLICATION SCENARIOS



Smart Healthcare

The storing environment of pharmaceuticals is controlled precisely. Drugs and vaccines should be monitored under strict temperature and humidity standards automatically 24 hours a day in transportation or in storage. MST01 can calculate the mean kinetic temperature, MKT, while storing a large amount of data locally. It supports threshold alarm, strong anti-interference, and timely feedback.



Smart Warehousing

MST01 supports a variety of probes, with a large measurement range and high precision. It is suitable for warehouses, wine cellars, cold storage, and other warehouse scenarios that often require precise monitoring of ambient temperature and humidity to keep fresh produce under ideal conditions. MST01 data can be displayed in real time for easy viewing, simplifying inspection, and improving efficiency.

* **Note:** Application cases above are only as a reference, more applications realized are based on users' software algorithm ability.

PRODUCT SPECIFICATIONS

BASIC SPECIFICATIONS

Product image







| | | | | |
|------------------|--|---------------|------------------------------|------------------------------|
| Model | MST01-01 | MST01-02 | MST01-03 | MST01-04 |
| Material | ABS + PC | ABS + PC | ABS + PC | ABS + PC |
| Color | White | White | White | White |
| Size | Main body (L * W * H) 75 * 66.5 * 27 mm (without bracket) 82 * 66.5 * 31.3 mm (with bracket) | | | |
| Size | Probe (D*H) | Φ15.5 * 48 mm | Φ15 * 30.5 mm | 1 m (probe + cable length) |
| Weight | 106.8 g | 103.1 g | 131.1 g | 128.9 g |
| Protection | IP65 | IP64 | Main body IP65 Probe IP67 | Main body IP65 Probe IP67 |
| Battery | 1 lithium battery | | | |
| Battery capacity | 2700 mAh | | | |
| Battery life | 3 years (default configuration, normal temperature environment) | | | |
| Sensor | Temperature and humidity sensor | | | |
| Button | 2 | | | |
| LED | 1 red light, 1 blue light | | | |
| NFC | None | | | |
| Buzzer | Supported | | | |
| OTA | Supported | | | |
| Configure APP | MSensor ^[1] | | | |

* [1] Bluetooth-related SDK is available, please contact our sales team for details.

TECHNICAL SPECIFICATIONS

| | |
|--------------------|--|
| Chip | nRF52 Series |
| Bluetooth version | Bluetooth® LE 5.0 |
| Broadcast power | -40 dBm ~ +4 dBm |
| Broadcast distance | Up to 200 meters (open environment) |
| Security | Supports changing passwords, anti-malicious connection |

ACCURACY PARAMETER

| | | | | |
|------------------------|---|---|--|---|
| Product image |  |  |  |  |
| Model | MST01-01 | MST01-02 | MST01-03 | MST01-04 |
| Measure temperature | -30℃ ~ 70℃ | -30℃ ~ 70℃ | -30 ~ 80℃ | -40 ~ 125℃ |
| Measure humidity | 0 ~ 100% RH | 0 ~ 100% RH | 0 ~ 100% RH | 0 ~ 100% RH |
| Temperature accuracy | ±0.3℃ (-10~30℃) ±0.5℃ (other ranges) | ±0.3℃ (-10~30℃) ±0.5℃ (other ranges) | ±0.3℃ (-10~30℃) ±0.5℃ (other ranges) | ±0.5℃ (-30 ~ 80℃) ±1℃ (other ranges) |
| Humidity accuracy | ±3% RH (10% ~ 95% RH, 20℃) | | | |
| Temperature resolution | 0.01℃ | | | |
| Humidity resolution | 0.01% RH | | | |
| Operating temperature | -30 ~ 60℃ | | | |
| Working humidity | 0 ~ 95% RH, no condensation | | | |
| Features | Fast response speed | PE cotton protective cover, dustproof and anti-condensation, good stability | PE cotton protective cover, dustproof and anti-condensation | High sensitivity, fast response, high temperature resistance |

COMPATIBILITIES

SUPPORTED SYSTEMS

iOS 10.0 and above


Android 4.3 and above

SUPPORTED MODELS


iPhone6 /6 Plus /6S/ 6S Plus /7 /7 Plus /8 /8 Plus / x /xr /xs /xs max / SE /SE2 /11 /11 pro /11 pro max


Samsung, Xiaomi, Huawei, Honor, OnePlus, Google pixel, etc.

BASIC OPERATION

Power on: The product is turned off by default when shipped. Hold the power button  for 3 seconds, when the blue light stays on for 3 seconds, it means that it has been powered on and the display screen displays the detection data.

Power off: When on, turn it off on MSensor App, and no data is displayed on the display.

Toggle: Pressing the function button  the screen will display in rotation: current temperature, current humidity, average temperature, average humidity, MKT temperature, upper temperature U1, upper temperature U2, lower temperature L1, lower temperature L2, upper humidity U1 and lower humidity L1.

Mark: Hold the function button  in the current temperature and humidity interface for 3 s, you can mark the current temperature and humidity, and the screen will show a "MARK" label.

Battery: When the battery is low, the red light flashes every 10 s.

Threshold alarm: the red-light flashes 2 times per second, the buzzer rings 2 times per second, and the alarm stops after 30 seconds of alarm or when the temperature and humidity return to the warning value; click the switch button to stop the alarm when it alarms.

APP connection and disconnection: When the product is successfully connected or disconnected from the App, the blue light flashes 2 times.

OTA upgrade: The blue light is always on during the OTA upgrade, and the blue light goes out after the upgrade.

INSTALLATIONS

Double-sided tapes

Surfaces: Ceramic, glass/epoxy, acrylic, PBT, ABS, PC, rigid PVC, and others. It is not recommended to use the default double-sided tape on walls (such as cement, gypsum board, etc.) with gray texture, incomplete drying, aging, moisture, etc., or there is a risk of peeling off. You can choose 3M double-sided foam tape or nail free glue as alternatives.

Requirements: No dust on the material surface and clean it before installation. Before pasting, increase the viscosity of the double-sided paste with a hairdryer firstly, and then press for seconds sequentially and stick over half-hours; or leave the device over 72 hours after pasting for better stability.

Bracket screw installation

The product can be shipped with a bracket, which supports the wall, ceiling, and corner, and can be secured with screws.

Surfaces: The screw should be installed on a solid surface, such as a wall, where it is not easy to loosen.

Steps:

- ① Drill screw holes on the surface to be installed.
- ② Insert the green expansion plug into the surface hole.
- ③ Put the MST01 into the mounting bracket.
- ④ Twist screws onto the expansion plug so that the product can be installed firmly.

Please contact our sales team if you have any questions about the installation environment.

PRECAUTIONS

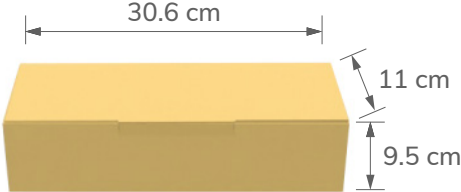
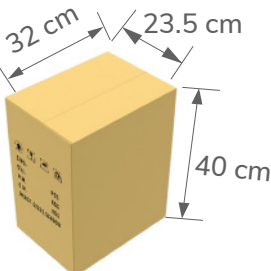
- This product should be installed in a place where the temperature is relatively stable and can best represent the measured ambient temperature and humidity.
- Please avoid installation in areas with drastic changes in temperature, strong airflow, or almost no airflow. Do not use in a salt spray environment or corrosive gas environment.
- When using the product, it is recommended to use a low-grade broadcast power and a longer broadcast period to extend the service life of the product.
- The product is only splash-proof and does not support underwater work.
- Do not use the product beyond the designed working temperature of the product to avoid damage. It is recommended to store the product under house temperature (0℃ ~ 40℃) when not in use.
- Avoid being exposed to direct sunlight for a long time to avoid the aging of the shell.
- Please do not disassemble the main shell without permission, our company will not be responsible for any damage caused.
- If you have any other questions, please contact our sales team or technical support team.

CERTIFICATIONS



* **Note:** CE, FCC, RoHS numbers are available , if you need other certifications, please contact our business team .

PACKAGING INFORMATION

| Packaging | Inner carton | | | | Outer box | | | |
|-----------------------------|---|----------|----------|----------|---|----------|----------|----------|
| Information |  | | | |  | | | |
| | MST01-01 | MST01-02 | MST01-03 | MST01-04 | MST01-01 | MST01-02 | MST01-03 | MST01-04 |
| Sizes | 30.6 x 11 x 9.5 cm | | | | 32 x 23.5 x 40 mm | | | |
| Quantity | 4 | 4 | 2 | 2 | 32 | 32 | 16 | 16 |
| Gross weight ^[1] | 538 g | 525 g | 370 g | 360 g | 4.73 kg | 4.66 kg | 3.39 kg | 3.34 kg |

* [1] The weight information is only for the product itself and does not include brackets. If you need brackets, please contact our sales team.

FCC WARNING

Any Changes or modifications not expressly approved by the party responsible for compliance could void the user's authority to operate the equipment.

***Note:** This equipment has been tested and found to comply with the limits for a Class B digital device, pursuant to part 15 of the FCC Rules. These limits are designed to provide reasonable protection against harmful interference in a residential installation. This equipment generates uses and can radiate radio frequency energy and, if not installed and used in accordance with the instructions, may cause harmful interference to radio communications. However, there is no guarantee that interference will not occur in a particular installation. If this equipment does cause harmful interference to radio or television reception, which can be determined by turning the equipment off and on, the user is encouraged to try to correct the interference by one or more of the following measures:

- Reorient or relocate the receiving antenna.
- Increase the separation between the equipment and receiver.
- Connect the equipment into an outlet on a circuit different from that to which the receiver is connected.
- Consult the dealer or an experienced radio/TV technician for help.

This equipment complies with FCC radiation exposure limits set forth for an uncontrolled environment. This equipment should be installed and operated with minimum distance 20cm between the radiator & your body.

This device complies with part 15 of the FCC Rules. Operation is subject to the following two conditions:

- (1) this device may not cause harmful interference, and
- (2) this device must accept any interference received, including interference that may cause undesired operation.

This device and its antenna(s) must not be co-located or operating in conjunction with any other antenna or transmitter.

QUALITY ASSURANCE

The factory has already obtained the certification of ISO9001 Quality System. Each product has been strictly tested (tests include transmission power, sensitivity, power consumption, stability, aging, etc.).

Warranty Period: 12 months from the date of shipping (Battery and other accessories excluded).

DECLARATION

Statement of Rights:

The contents of this manual belong to the Manufacturer of Minew Technologies Co., LTD, Shenzhen, and are protected by Chinese laws and applicable international conventions related to copyright laws. The contents can be revised by the company according to the technological development without prior notice. Anyone, companies, or organizations cannot modify the contents and cite the contents of this manual without Minew's permission, otherwise, Violators will be held accountable according to law.

Disclaimer:

Minew team reserves the right to the final explanation of the document and product differences. The Minew group is not responsible for liability of property or personal injury with the wrong operation if users develop related products without check-ing the technical specifications of this manual.



SHENZHEN MINEW TECHNOLOGIES CO., LTD.



+86 (755) 2103 8160



www.minew.com



info@minew.com



www.minewstore.com



No.8, Qinglong Road, Longhua District, Shenzhen, China