

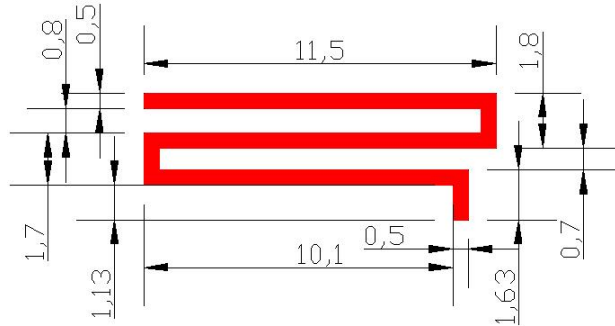


天线型号 (Antenna Version) : ANT-BBNCNC21015
产品型号 (Model of the DUT) : MS88SF3
PCB 编号及版本 (PCB number and version) : MS88SF3_V1.1
责任硬件工程师 (Hardware Engineer) : 李金倍
测试日期 (Test Data) : 2024/4/17


1、技术指标 (Technical Specification)


电性能指标 Electrical Specifications	
频率范围 Frequency Range (MHz)	2400-2480
频带宽度 Bandwidth (-10dB) (MHz)	188.9
输入阻抗 Input Impedance (Ω)	50
回波损耗 Return Loss (dB)	<-10.74
电压驻波比 VSWR	<1.75
增益 Gain (@2.44GHz) (dBi)	2.63
峰值增益 Peak Gain (dBi)	3.06
极化形式 Polarization Type	线极化
雷电保护 Lightning Protection	直流接地 (DC grounding)
功率容量 Power Capacity (mW)	1000
机械指标 Mechanical Specifications	
天线尺寸 Antenna Size (mm)	11.5*4.13mm
辐射体 Radiator	铜 Cuprum
连接器型号 Connect Type	无
工作温度 Working Temperature ($^{\circ}\text{C}$)	-40~+85
存储温度 Storage Temperature ($^{\circ}\text{C}$)	-40~+85

2、天线外形和尺寸 (the shape and size of the antenna)

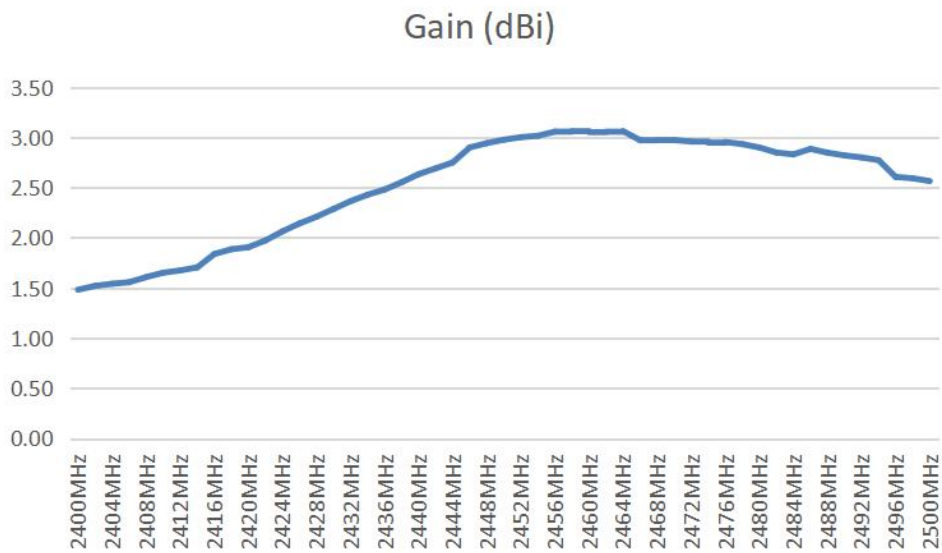


3、测试结果 (The result of the test)

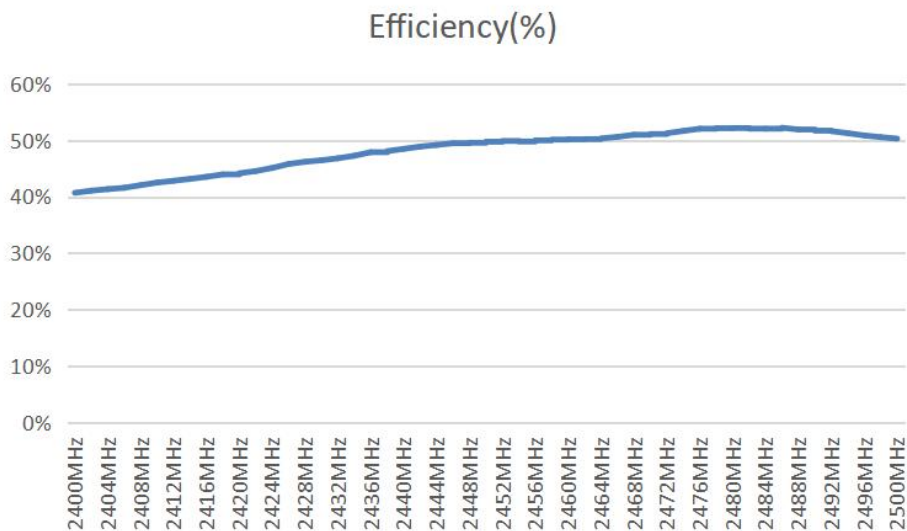




3.1 增益 (Gain)



3.2 效率 (Efficiency)

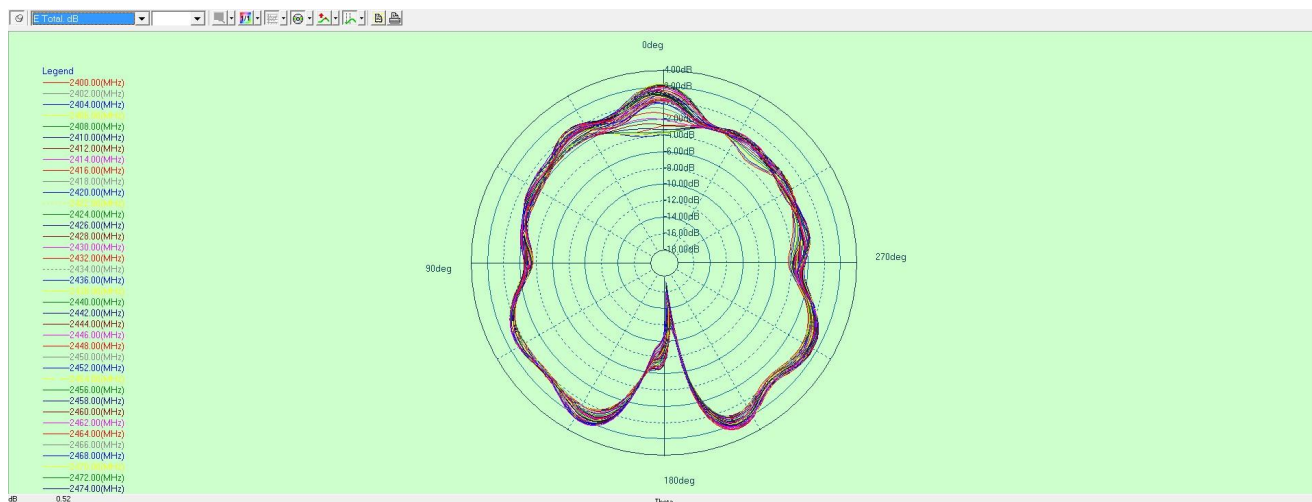
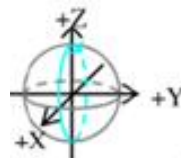
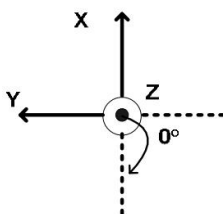



备注: 效率两种表达方式之间的关系: 效率 (dB) = 10lg(效率的百分比)

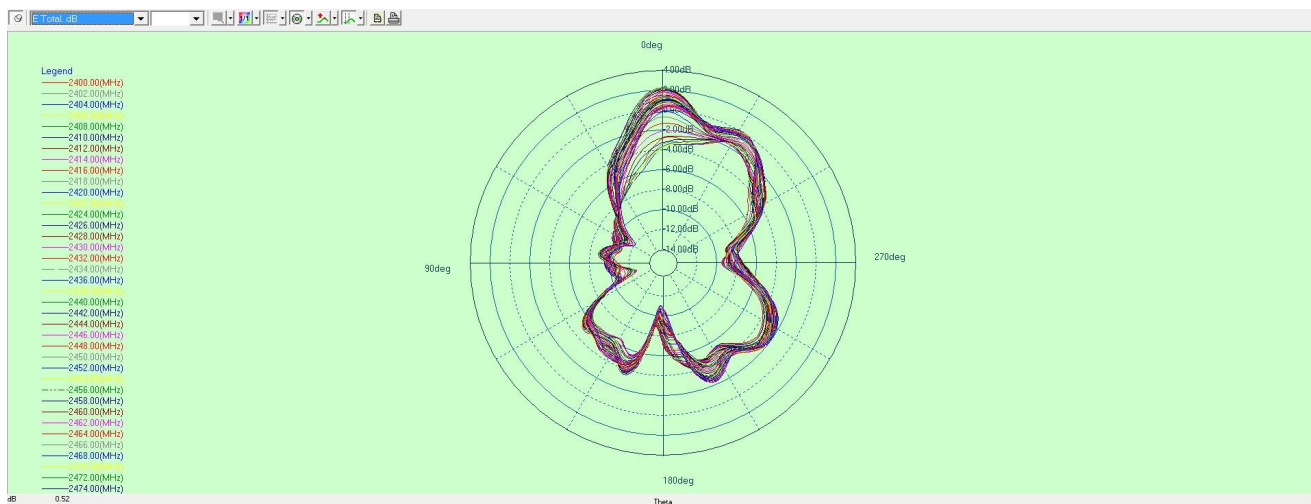
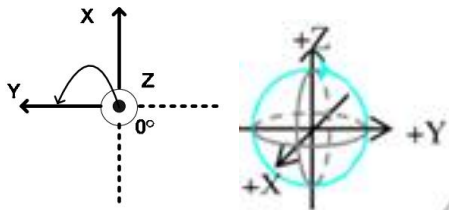

Note: the relationship between the two expressions of efficiency: efficiency (DB) = 10lg (percentage of efficiency)

4、辐射方向图 (Radiation Pattern)

(1) E1, XZ 面, phi=0; (E1, XZ plane, phi=0°)



(2) E2, YZ 面, $\phi=90^\circ$; (E2, YZ 面, $\phi=90^\circ$)



(3) H, XY 面, $\theta=90^\circ$; (H, XY plane, $\theta=90^\circ$)

