

## Brief Introduction

MBS01 with nRF52 series chip and supporting BLE 5.0 protocol is a low-consumption beacon for trailer tracking; it is easily installed on the trailer or forklifts due to its special design; Besides, based on the indoor positioning technology, the product can help industries including factory manufacturing and warehouse management to achieve digital and visual management on assets.

## Key Features

BLE 5.0 & nRF52 Series  
40 Months of Service Life  
Accidental Shutdown Prevention  
IK08 Shockproof  
IP65 Waterproof & Dustproof  
100m Broadcasting Distance

## Market Applications

Smart Warehouse Management  
Smart Industrial Manufacturing

## Device Specifications


<b>Basic Parameters</b>		
<b>Item</b>	<b>Value</b>	<b>Remarks</b>
<b>Material</b>	ABS	Null
<b>Color</b>	Black/Grey	Optional
<b>Protection</b>	IP65、IK08	Null
<b>Dimensions (L*W*H)</b>	116.1*25.2*9.2mm	Null
<b>Net Weight</b>	19g	Battery included
<b>Battery</b>	1 pc CR series battery pack (2 pcs units included)	440mAh total capacity
<b>Battery Lifetime</b>	40 Months	by default
<b>Chip Model</b>	nRF52 series	Null
<b>Bluetooth Standard</b>	BLE 5.0	Null
<b>Bluetooth Protocol</b>	iBeacon & Eddystone	Null
<b>Configuration App</b>	BeaconSET +	Null

<b>Sensors</b>	No	Null
<b>NFC</b>	No	Null
<b>LED</b>	No	Null
<b>OTA</b>	No	Null
<b>Operating Temperature</b>	-20~60℃	Null
<b>Default Broadcasting Parameters(BeaconPlus Firmware)</b>		
<b>Type</b>	<b>Item</b>	<b>Default Settings</b>
<b>iBeacon (On)</b>	UUID (16bytes)	E2C56DB5-DFFB-48D2-B060-D0F5A71096E0
	Major (2bytes)	0
	Minor (2bytes)	0
	Measured power	-59dBm (0xC5)
	Tx power	0dBm
	Interval (ms)	2000ms
<b>UID (Off)</b>	Instance ID	Random
	Namespace ID	Random
	Measured power	-24dBm (0xE8)
	Tx power	0dBm
	Interval (ms)	2000ms
<b>URL (Off)</b>	URL	<a href="http://www.minew.com/">http://www.minew.com/</a>
	Measured power	-24dBm (0xE8)
	Tx power	0dBm
	Interval (ms)	2000ms
<b>TLM (Off)</b>	Electricity mV	By default
	PDU packets	By default
	Boot-time	By default
	Measured power	-24dBm (0xE8)
	Tx power	0dBm
	Interval (ms)	4000ms
<b>INFO (On)</b>	Device Name	MBS01
	Electricity	By default
	MAC Address	Factory setting
	Measured power	-24dBm (0xE8)
	Tx power	-8dBm
	Interval (ms)	4000ms
<b>Sensor (Off)</b>	Sensor data	No
<b>Password</b>	minew123	By default
<b>Connectable</b>	Yes	It is configuration mode

## Compatibility

Systems Support	Version Support
iOS 10.0 and above	iPhone 6/6Plus/6S/6S Plus, iPhone 7/7Plus, iPhone8/8 Plus, iPhone x/xr/xs/xs max, iPhone 11/11 pro/11 pro max, iPad mini/mini2/4/Air/Pro, etc.
Android 4.3 and above	SAMSUNG, MIUI, HUAWEI, ONEPLUS, VIVO, OPPO, etc.

## Product Appearance



## Installations

**Methods:** Double-side adhesive tape & Screw installation

**Details:**

**Double-side adhesive notes:**

- **Recommended Installation Environment:** The material surface should be Aluminum, galvanized steel, enamel steel, stainless steel, ceramic, glass/epoxy resin, acrylic, PBT, ABS, PC, hard PVC, etc.
- **Temperature Range:** 10 ~ 75 °C
- **Best Temperature:** 21 ~ 38 °C, use in a low-temperature

- **Requirements:** No dust on the material surface and clean it before installation. Before pasting, increasing the viscosity with a hairdryer, or sticking it over half-hours at a reasonable temperature and then pressing for 2 seconds and repeat for better stability.

#### **Screw installation notes:**

- **Recommended Installation Environment:** Screws installation should be considered on the wooden pallet, iron shelf, etc.
- **Temperature Range:** -20 ~ 60°C
- **Detail Steps:**

**First Step:** drill screw holes on the surface of a hard surface to be installed.

**Second:** put the green expansion plug into the screw holes on the hard surface to be installed.



**The Last:** put the screws into the green expansion plug, and install the product in the direction of screw holes.

**Notes:** the diameter of screws hole is 6mm; the installation above is **only** as a reference; users should install the product according to the actual situation.

## **Cautions**

- The product is designed with no button and switched on when shipping for avoiding the false trigger, and it also cannot be switched off by configuration app until the battery is exhausted.
- In a humid environment, the product needs to be installed according to its waterproof grade, and should avoid soaking for a long-time.
- BLE beacons should be installed away from obstacles and corners.
- It is not recommended users turn on all broadcasting frames for a long service life.
- It would be damaged by using over the normal operating temperature.
- Please avoid the direct sunshine so that damages the shell and affects the shockproof grade.
- The Minew group will not be responsible for the damage or injury by illegally disassembling the main body.

## Product Package

Items	Inner Box (Battery excluded)	Outer Box (Battery excluded)
Package Picture		
Quantity	36 Pcs/box	360 Pcs/box
Net Weight	684g/box	6.84kg/box
Gross Weight	762g/box	8.1kg/box
Dimensions	30.5 x 11 x 7.2 cm	32 x 23.5 x 40 cm

## Certifications



FCC warning:

Any Changes or modifications not expressly approved by the party responsible for compliance could void the user's authority to operate the equipment.

This device complies with part 15 of the FCC Rules. Operation is subject to the following two conditions: (1) this device may not cause harmful interference, and (2) this device must accept any interference received, including interference that may cause undesired operation.

Note: This equipment has been tested and found to comply with the limits for a Class B digital device, pursuant to part 15 of the FCC Rules. These limits are designed to provide reasonable protection against harmful interference in a residential installation. This equipment generates uses and can radiate radio frequency energy and, if not installed and used in accordance with the instructions, may cause harmful interference to radio communications. However, there is no guarantee that interference will not occur in a particular installation. If this equipment does cause harmful interference to radio or television reception, which can be determined by turning the equipment off and on, the user is encouraged to try to correct the interference by one or more of the following measures:

- Reorient or relocate the receiving antenna.
- Increase the separation between the equipment and receiver.
- Connect the equipment into an outlet on a circuit different from that to which the receiver is connected.
- Consult the dealer or an experienced radio/TV technician for help.

This equipment complies with FCC radiation exposure limits set forth for an uncontrolled environment. This equipment should be installed and operated with minimum distance 20cm between the radiator & your body.

## Quality Assurance

The factory has already obtained the certification of ISO9001 Quality System. Each product has been strictly tested (testing include transmission power, sensitivity, power consumption, stability, aging, etc.).

Warranty Period: 12 months from the date of shipping (Battery and other accessories excluded).

## Declaration

### Rights Statement

The contents of this manual belong to the Manufacturer of Minew Technologies Co., LTD, Shenzhen, and protected by Chinese laws and applicable international conventions related to copyright laws. The contents can be revised by the company according to the technological development without prior notice. Anyone, companies, or organizations cannot modify the contents and cite the contents of this manual without Minew's permission, otherwise, Violators will be held accountable according to law.

### Disclaimer

Minew team reserves the right to the final explanation of the document and product differences. The Minew group is not responsible for liability of property or personal injury with the wrong operation if users develop related products without checking the technical specifications of this manual.

## Contact Information

**Manufacturer:** Shenzhen Minew Technologies Co., Ltd.

**Phone:** +86(755) 2103 8160

**Email:** info@minew.com

**Address:** No.8, Qinglong Road, Longhua District, Shenzhen, China

<https://www.minew.com>

<http://www.minewstore.com>