

Antenna Coding: ANT-UBNCNC22021

Antenna Type: PCB onboard Antenna

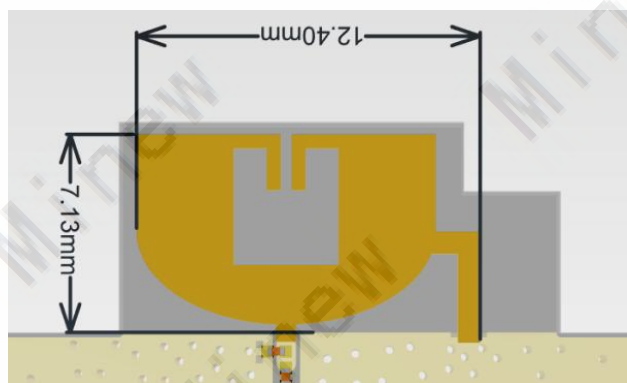
Model of the DUT: MBM01

Antenna Manufacturer: Shenzhen Minew Technologies Co., Ltd.

1、Technical Specification

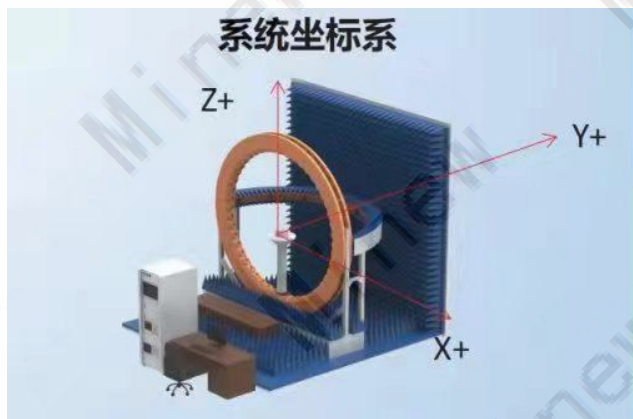
Electrical Specifications	
Frequency Range (MHz)	CH5:6240-6739.2 CH9: 7737.6-8236.8
Input Impedance (Ω)	50
Return Loss (dB)	<-10
VSWR	<2
Peak Gain (dBi)	CH5: 2.3 CH9: 5.5
Polarization Type	Linear polarization
Mechanical Specifications	
Antenna Size (mm)	12.4*7.13
Radiator	Cuprum

2、The shape and size of the antenna



3、 The result of the test

3.1 Test Environment





深圳云里物里科技股份有限公司

产品天线测试报告 (The Antenna Test Report)

Y-YB-CR-115

V001

密级: 绝密 /confidentiality

3.2 Gain and Efficiency

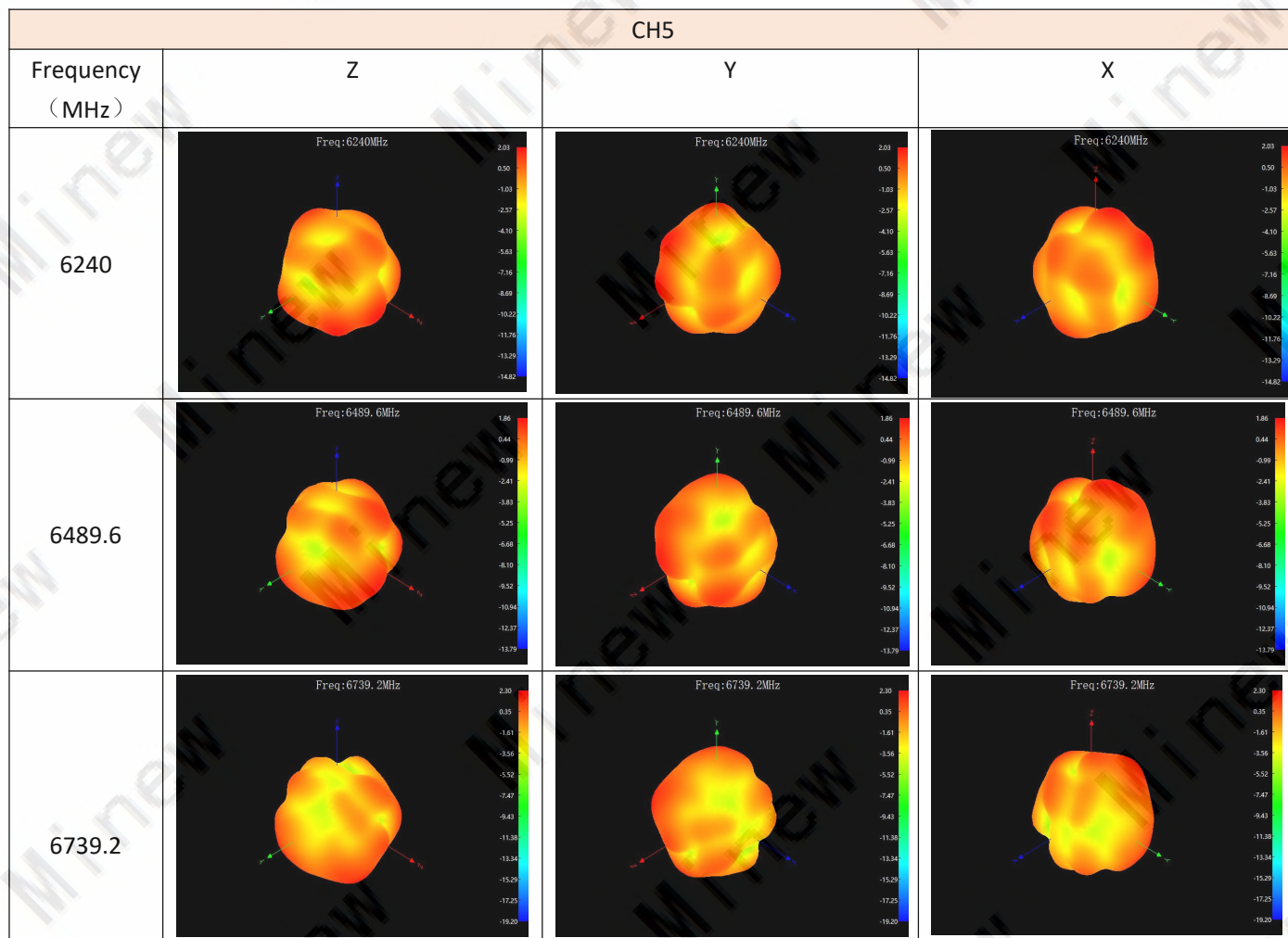
Frequency/MHz	MaxGain/dBi	AvgGain/dBi	Efficiency / dB	Efficiency / %	Peak Gain/dBi
6240	2.03	-1.71	-1.71	67.45	2.3
6256.64	1.95	-1.73	-1.73	67.14	
6273.28	1.91	-1.75	-1.75	66.83	
6289.92	1.85	-1.71	-1.71	67.45	
6306.56	1.6	-1.8	-1.8	66.07	
6323.2	1.84	-1.56	-1.56	69.82	
6339.84	1.64	-1.71	-1.71	67.45	
6356.48	1.71	-1.6	-1.6	69.18	
6373.12	1.57	-1.73	-1.73	67.14	
6389.76	1.69	-1.65	-1.65	68.39	
6406.4	1.59	-1.76	-1.76	66.68	
6423.04	1.62	-1.78	-1.78	66.37	
6439.68	1.78	-1.66	-1.66	68.23	
6456.32	1.66	-1.78	-1.78	66.37	
6472.96	1.82	-1.61	-1.61	69.02	
6489.6	1.86	-1.59	-1.59	69.34	
6506.24	1.87	-1.61	-1.61	69.02	
6522.88	2.04	-1.43	-1.43	71.94	
6539.52	1.9	-1.56	-1.56	69.82	
6556.16	1.86	-1.61	-1.61	69.02	
6572.8	1.92	-1.49	-1.49	70.96	
6589.44	1.73	-1.61	-1.61	69.02	
6606.08	1.73	-1.59	-1.59	69.34	
6622.72	1.91	-1.42	-1.42	72.11	
6639.36	1.79	-1.51	-1.51	70.63	
6656	1.92	-1.43	-1.43	71.94	
6672.64	1.68	-1.7	-1.7	67.61	
6689.28	1.99	-1.49	-1.49	70.96	
6705.92	2.2	-1.32	-1.32	73.79	
6722.56	2.11	-1.46	-1.46	71.45	
6739.2	2.3	-1.37	-1.37	72.95	

CH5

Frequency/MHz	MaxGain/dBi	AvgGain/dBi	Efficiency / %	Efficiency / dB	PeakGain/dBi
7737.6	5.36	-1.32	73.79	-1.32	5.5
7754.24	5.36	-1.37	72.95	-1.37	
7770.88	5.33	-1.46	71.45	-1.46	
7787.52	5.32	-1.49	70.96	-1.49	
7804.16	5.33	-1.5	70.79	-1.5	
7820.8	5.49	-1.38	72.78	-1.38	
7837.44	5.5	-1.38	72.78	-1.38	
7854.08	5.41	-1.43	71.94	-1.43	
7870.72	5.27	-1.49	70.96	-1.49	
7887.36	5.08	-1.49	70.96	-1.49	
7904	4.89	-1.62	68.87	-1.62	
7920.64	4.95	-1.49	70.96	-1.49	
7937.28	5.1	-1.29	74.3	-1.29	
7953.92	5.09	-1.25	74.99	-1.25	
7970.56	4.89	-1.39	72.61	-1.39	
7987.2	4.84	-1.38	72.78	-1.38	
8003.84	4.94	-1.26	74.82	-1.26	
8020.48	4.77	-1.36	73.11	-1.36	
8037.12	4.79	-1.21	75.68	-1.21	
8053.76	4.51	-1.4	72.44	-1.4	
8070.4	4.68	-1.18	76.21	-1.18	
8087.04	4.58	-1.29	74.3	-1.29	
8103.68	4.61	-1.28	74.47	-1.28	
8120.32	4.61	-1.25	74.99	-1.25	
8136.96	4.75	-1.14	76.91	-1.14	
8153.6	4.66	-1.17	76.38	-1.17	
8170.24	4.46	-1.26	74.82	-1.26	
8186.88	4.41	-1.27	74.64	-1.27	
8203.52	4.43	-1.24	75.16	-1.24	
8220.16	4.49	-1.12	77.27	-1.12	
8236.8	4.45	-1.14	76.91	-1.14	

CH9

3.3 3D Polar Plot





Y-YB-CR-115

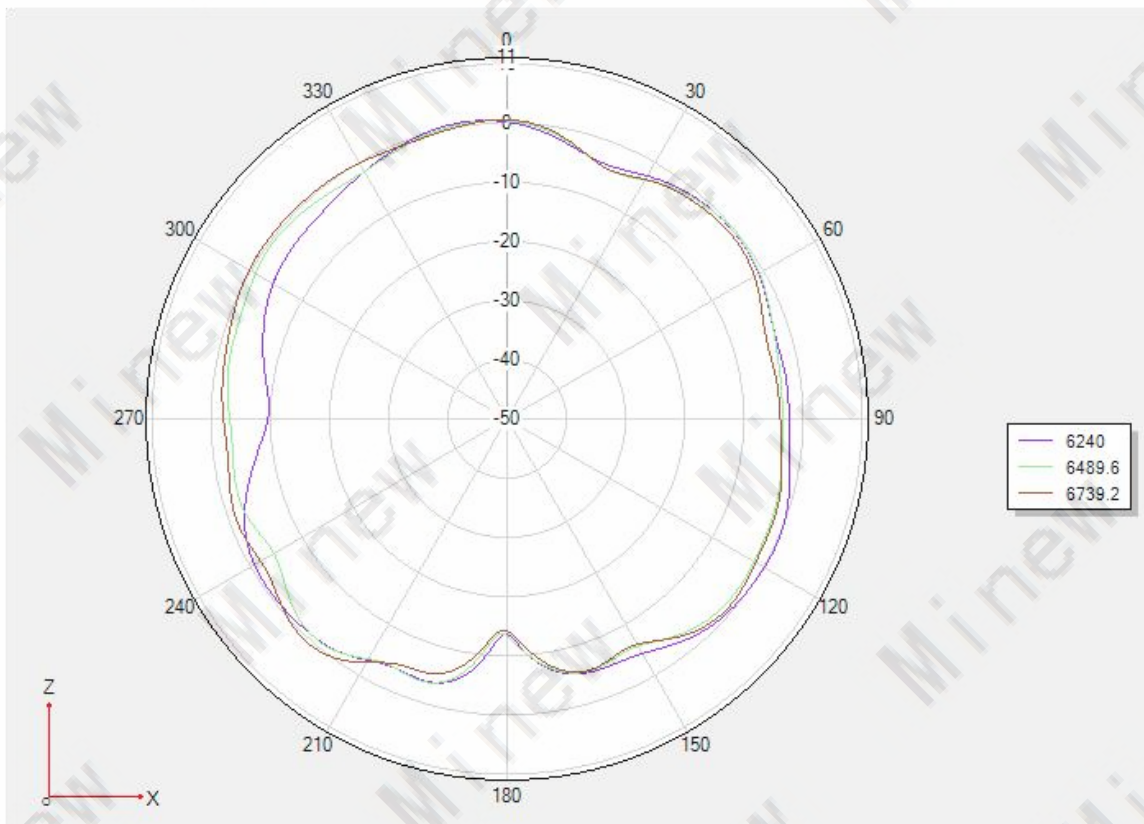
V001

密级: 绝密 /confidentiality

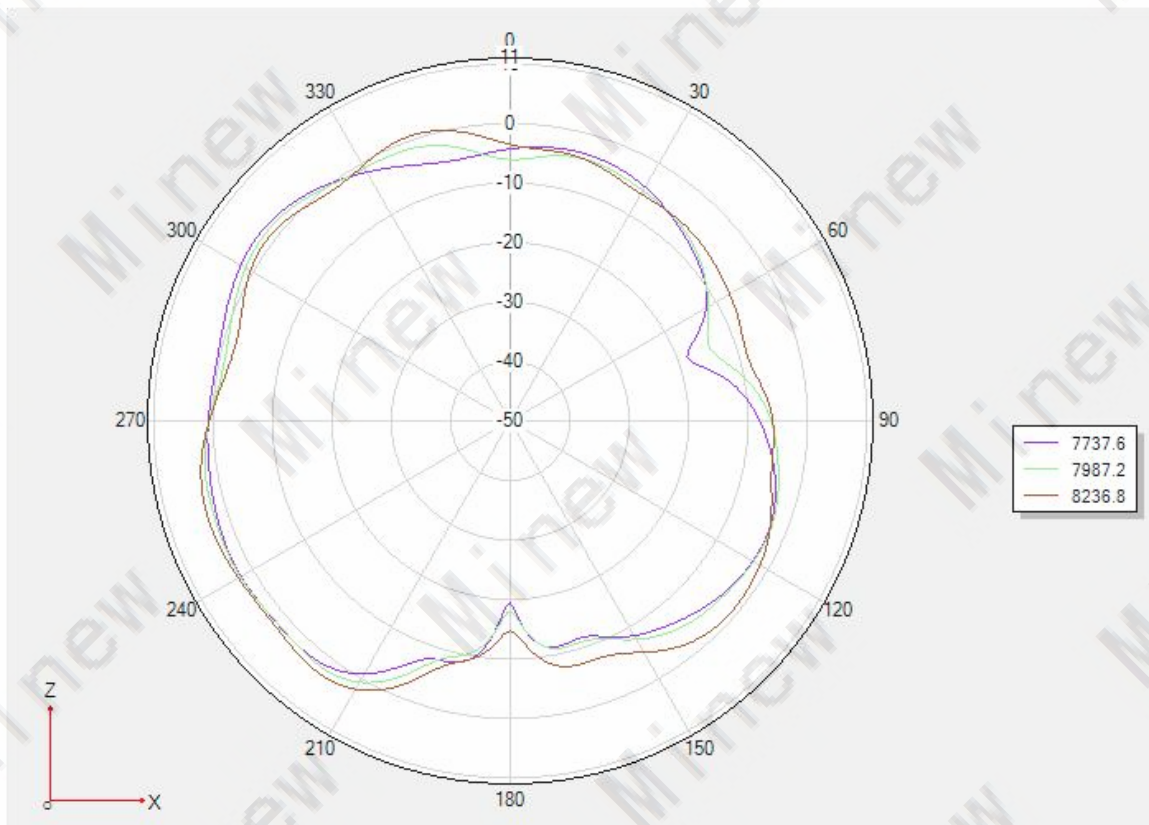
CH9			
Frequency (MHz)	Z	Y	X
7737.6			
7987.2			
8236.8			

3.4 2D Radiation Pattern

(1) E1, XZ Plane, $\phi=0$

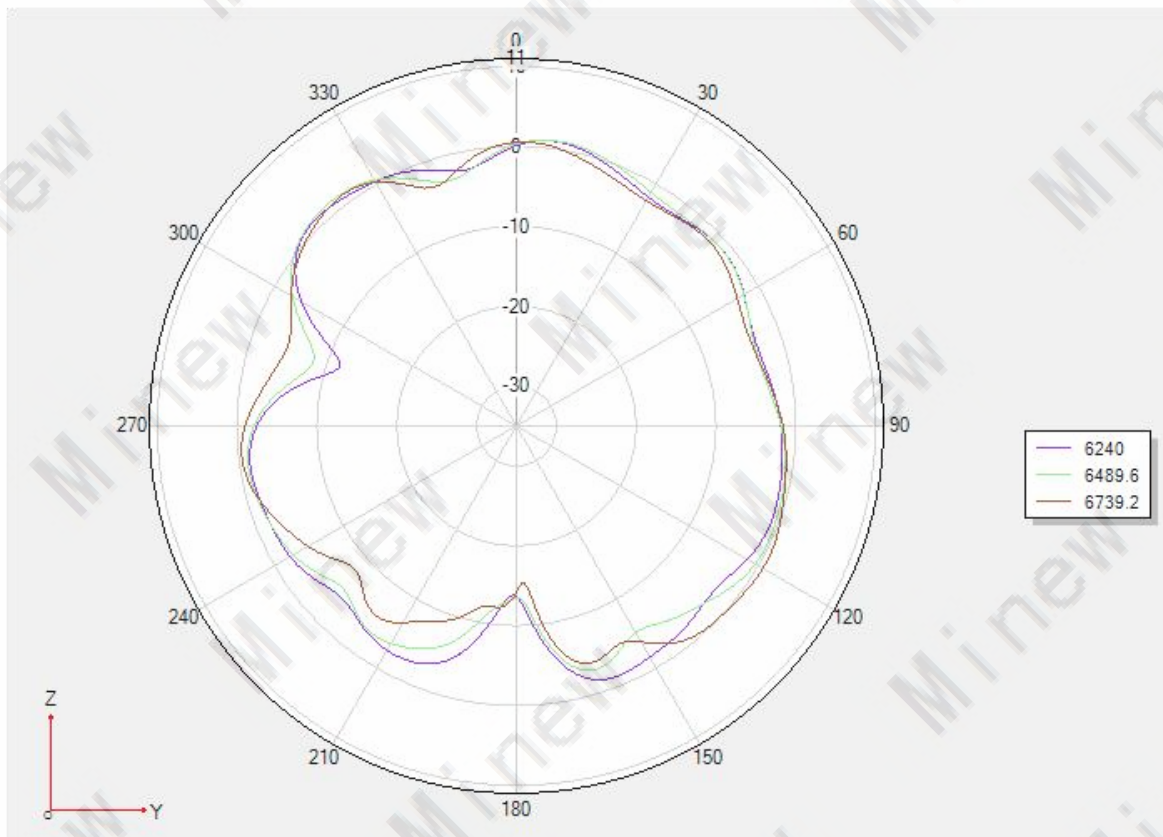


CH5

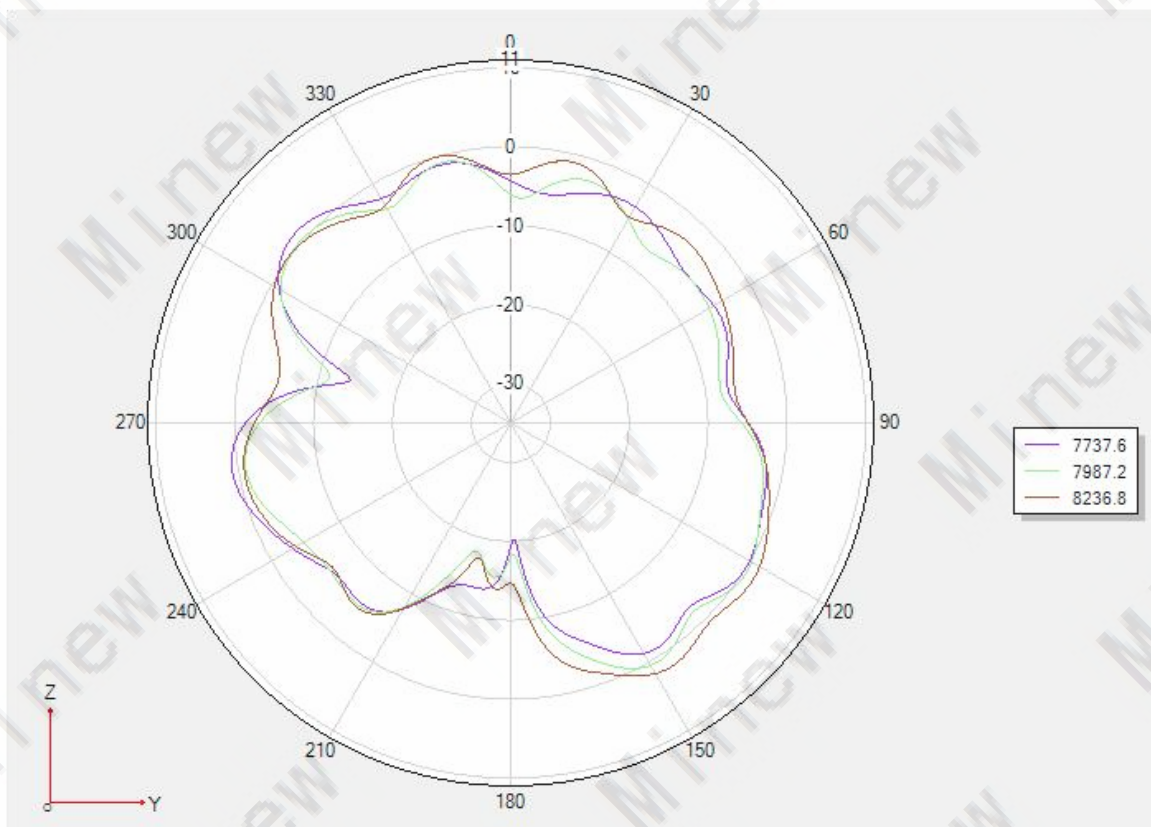


CH9

(2) E2, YZ Plane, $\phi=90^\circ$



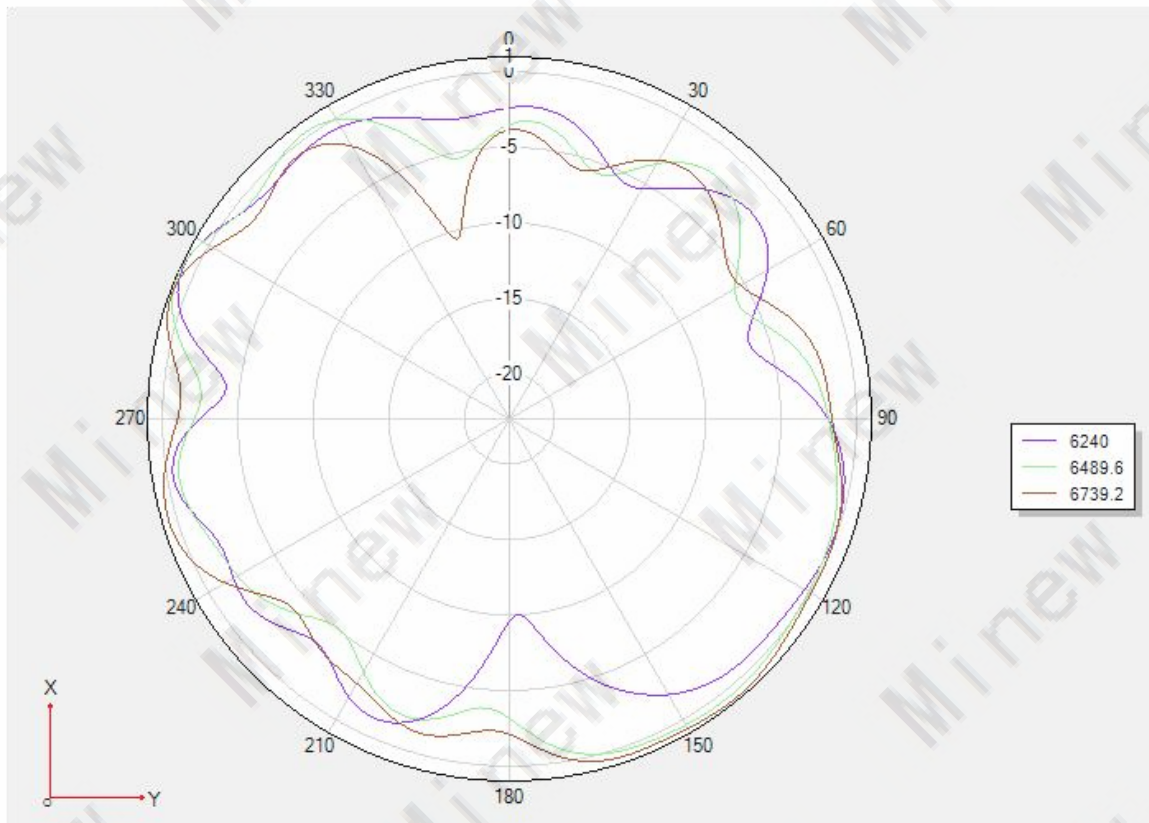
CH5



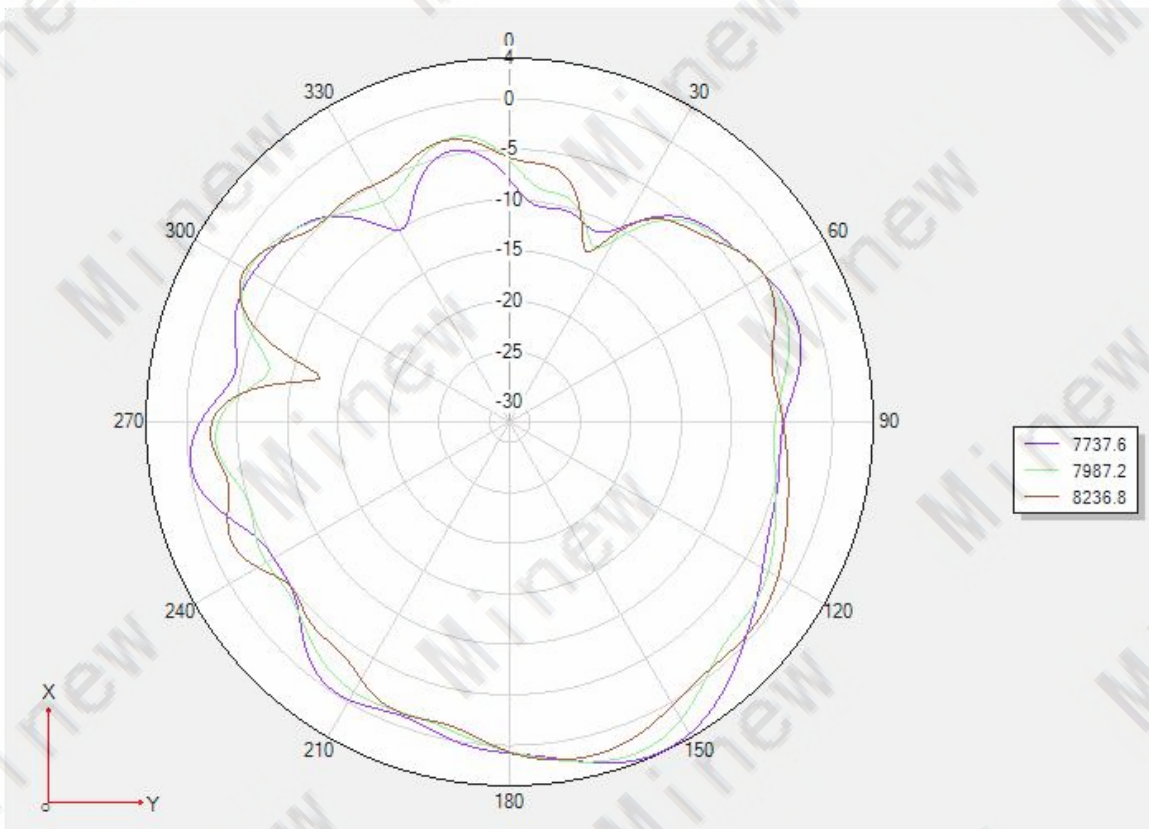
CH9



(3) H, XY plane, theta=90°



CH5



CH9