




Annex B.ii. Photograph EUT Internal Photos




EUT PCBA 1 – Front View



EUT PCBA 1 – Rear View




EUT PCBA 2 – Front View




433MHz
Transmitting
Antenna

EUT PCBA 2 – Rear View




2.4G Module Front View



2.4G Module Rear View

Test Report No.	16021565-FCC-R1
Page	34 of 43



2.4G Module Shielding off Front View